



















2022 OFFICIAL NATIONAL FOOTBALL LEAGUE

















# RECORD & FACT BOOK

**COOPER KUPP**  
SUPER BOWL MVP



<b>EAST</b>	 BUFFALO BILLS	 MIAMI DOLPHINS	 NEW ENGLAND PATRIOTS	 NEW YORK JETS
<b>NORTH</b>	 BALTIMORE RAVENS	 CINCINNATI BENGALS	 CLEVELAND BROWNS	 PITTSBURGH STEELERS
<b>SOUTH</b>	 HOUSTON TEXANS	 INDIANAPOLIS COLTS	 JACKSONVILLE JAGUARS	 TENNESSEE TITANS
<b>WEST</b>	 DENVER BRONCOS	 KANSAS CITY CHIEFS	 LAS VEGAS RAIDERS	 LOS ANGELES CHARGERS



<b>EAST</b>	 DALLAS COWBOYS	 NEW YORK GIANTS	 PHILADELPHIA EAGLES	 WASHINGTON COMMANDERS
<b>NORTH</b>	 CHICAGO BEARS	 DETROIT LIONS	 GREEN BAY PACKERS	 MINNESOTA VIKINGS
<b>SOUTH</b>	 ATLANTA FALCONS	 CAROLINA PANTHERS	 NEW ORLEANS SAINTS	 TAMPA BAY BUCCANEERS
<b>WEST</b>	 ARIZONA CARDINALS	 LOS ANGELES RAMS	 SAN FRANCISCO 49ERS	 SEATTLE SEAHAWKS



# Official 2022 National Football League Record & Fact Book

## **NATIONAL FOOTBALL LEAGUE**

345 Park Avenue, New York, N.Y. 10154 (212) 450-2000. NFL Internet Address: <http://www.NFL.com>.

Copyright © 2022 by the National Football League. All rights reserved. The information in this publication has been compiled for use by the news media to aid in reporting of the games and teams of the National Football League. No part of this book may be reproduced or transmitted in any form or by any means, electronic or mechanical, including photocopying, recording, or by any information storage and retrieval system, without permission in writing from the National Football League.

A National Football League Book.

Cover photo: Super Bowl LVI Most Valuable Player Cooper Kupp of the Los Angeles Rams.

Compiled by the NFL Communications Department and Santo Labombarda, Elias Sports Bureau.

Edited by Michael Signora, Zak Gilbert, Sam Drexler, Cody Enos and Dalton Ray of NFL Communications Department. Layout by Zak Gilbert.

Cover photography by AP Photo/Marcio Jose Sanchez.

Design by NFL Creative.

Statistics by Elias Sports Bureau.

Produced by the NFL Communications Department.

Printed in the United States of America.

## INDEX

10 wins or more, teams missed playoffs	305	Defensive Rookies of Year	527	Losing records, teams with, in playoffs	306
100-reception seasons, all-time	602	Deficits, largest overcome, NFL history	307	Man of Year, Walter Payton NFL	523
100-yard receiving games, most, 2021	253	Denver Broncos	65	Mexico games, all-time	516
100-yard rushing games, most, 2021	252	Detroit Lions	169	Miami Dolphins	107
1,000-yard receiving seasons, all-time	604	Divisional playoff summaries, 2021, AFC	504	Milestones, upcoming, 2022	20
1,000-yard rushing seasons, all-time	582	Divisional playoff summaries, 2021, NFC	506	Minnesota Vikings	187
2-point conversion results, annually	304	Divisional playoffs, 2022	10	Missed field goal returns, longest	563
200-yard rushing games, all-time	591	Divisional playoffs, results, AFC	502	Monday Night Football record book	514
250-yard receiving games, all-time	617	Divisional playoffs, results, NFC	504	Monday Night Football records, W-L	512
2,000 combined net yards, season, all-time	618	Draft, 2023	19	Month, Records by, W-L, last 10 years	293
2,000 scrimmage yards, season, all-time	620	Draft, first-round selections, all-time, by team	530	Most Valuable Players, all-time	524
3 points or fewer, games decided by, annually	304	Draft, location history	529	Nationally televised games, 2022	11
3 wins, single opponent, same season	306	Draft, No. 1 overall selections, all-time	528	Negotiation period, free agents, 2023	19
300 combined net yards, game, all-time	620	Draft, No. 1 overall selections, by position	529	New England Patriots	113
300 scrimmage yards, game, all-time	621	Draft, number of rounds, all-time	529	New Orleans Saints	193
300-yard passing games, most, 2021	252	Draft summary, 2022	32	New York Giants	199
400-yard passing games, all-time	597	Draft tie-breaking procedures	31	New York Jets	119
4,000-yard passing seasons, all-time	594	Draft, underclassman eligibility, 2023	18	Non-division winners in Super Bowl	305
60 points or more, team scoring, NFL game	295	Draft, underclassmen history	35	Offensive Players of Year	526
7 points or fewer, games decided by, annually	304	Drives, game-winning, by quarterback	302	Offensive Rookies of Year	526
8 points or fewer, games decided by, annually	304	Fall League Meeting, 2022	17	Officials, roster, 2022, alphabetical	690
Active and inactive player limits	38	Fewest passing yds. allowed, yearly leaders	658	Officials, roster, 2022, numerical	692
Active coaches' career records	28	Fewest points allowed, yearly leaders	655	Officials, roster, 2022, positional	691
Active statistical leaders, 2022	25	Fewest rushing yards allowed, yearly leaders	657	Offseason workout program, 2023	19
All-Pro Teams, 2021	250	Fewest yards allowed, yearly leaders	656	Oldest and youngest players, 2021	295
All-time leaders, combined yards	624	Field goals, yearly leaders	631	Oldest individual NFL records	295
All-time leaders, completions	622	Fifth-Year Options	19	Opening-kickoff games, results	517
All-time leaders, interceptions	624	First overall draft choices, all-time	528	Opponents, future	12
All-time leaders, kickoff returns	626	First-round selections, all-time, by team	530	Outstanding performers	582
All-time leaders, passer rating, career	625	Flexible scheduling, 2022	9	Overtime games, 2021/annually	311
All-time leaders, passing yards	622	Fourth-quarter/OT game-winning drives, QB	302	Overtime games, longest streaks without	312
All-time leaders, punt returns	626	Franchise Player designation period, 2023	18	Overtime games, longest, by minutes	313
All-time leaders, punting	624	Franchise W-L records, all-time	331	Overtime games, most in season, team	312
All-time leaders, receiving	622	Free agency movement history	38	Overtime games, scoring summary, all-time	313
All-time leaders, receptions	623	Free agency signing periods, 2023	19	Overtime games, shortest	313
All-time leaders, rushing	623	Free agent negotiation period	19	Overtime, longest plays	313
All-time leaders, sacks	626	Future schedules, NFL	12	Overtime procedures	314
All-time leaders, scrimmage yards	625	Future Super Bowls	495	Overtime results breakdown, all-time	312
All-time leaders, touchdown passes	622	Game-winning drives, quarterbacks	302	Paid attendance, 2021	251
All-time leaders, touchdowns	623	Giveaway-takeaway, last 10 years/all-time	294	Paid attendance, year-by-year, NFL	333
Annual League Meeting, 2023	19	Giveaway-takeaway ratios, 2021	259	Passer rating, all-time category leaders	301
Arizona Cardinals	139	Green Bay Packers	175	Passer rating, career leaders, all-time	625
Atlanta Falcons	145	Hall of Fame Games, results	354	Passer rating, highest postseason	301
Attendance, 2021	251	Hall of Fame, enshrinees by year	353	Passer rating, top 25 single-season	300
Attendance, highest single-game, NFL	332	Hall of Fame, Pro Football	336	Passer rating, yearly statistical leaders	636
Attendance, highest, season, by team	332	Hall of Fame, roster of members	336	Passers, active statistical leaders	25
Attendance, highest, season, NFL	332	Head coaches' career records	28	Passing TD, yearly statistical leaders	638
Attendance, highest, weekend, NFL	332	Highest-scoring games, by franchise	288	Passing yds. allowed, fewest, yearly leaders	658
Attendance, paid, year-by-year, NFL	333	History of pro football	355	Passing yards, all-time leaders	622
Awards, NFL/Associated Press, 2021	249	Home records, W-L, last 10 years	292	Passing yards, team, yearly leaders	653
Awards, NFL/Associated Press, all-time	524	Home records, W-L, since 1970 merger	290	Past standings, year-by-year, NFL	376
Away records, W-L, last 10 years	293	Honors, 2021	249	Payton, Walter, NFL Man of Year	523
Away records, W-L, league, by season	303	Houston Texans	71	Philadelphia Eagles	205
Away records, W-L, since 1970 merger	291	Important Dates, 2022-23	16	Physically Unable to Perform	38
Baltimore Ravens	41	Inactive players, limits	38	Pittsburgh Steelers	125
Buffalo Bills	47	Indianapolis Colts	77	Players of Week/Month, 2021	249
Bye weeks, records after, W-L	304	Individual leaders, last 10 years	294	Playoff appearances, most by team	303
Carolina Panthers	151	Individual leaders, recent seasons	296	Playoff seeding, year-by-year	376
Challenge, Coaches, procedures	36	Individual statistics, 2021, field goals	266	Playoff teams, 500 or below	306
Championship Game summary, 2021, AFC	499	Individual statistics, 2021, interceptions	280	Playoff tie-breaking procedures	30
Championship Game summary, 2021, NFC	501	Individual statistics, 2021, passing	272	Playoffs schedule, 2022	10
Championship Games, 2022	10	Individual statistics, 2021, receiving	276	Playoffs, career statistical leaders	310
Championship Games, Results, AFC/AFL	498	Individual statistics, 2021, rushing	268	Points by quarter, 2021	306
Championship Games, Results, NFC/NFL	500	Individual statistics, 2021, sacks	285	Points, most by franchise, game	288
Chicago Bears	157	Individual statistics, 2021, scoring	260	Points, most in NFL weekend, all-time	334
Chronology of professional football	355	Injured Reserve, Designated for Return	38	Postseason game summaries, 2021	497
Cincinnati Bengals	53	Instant replay history	37	Postseason overtime games	312
Cleveland Browns	59	Instant replay procedures	36	Postseason records	673
Close games, annual, league	304	Interceptions, active statistical leaders	26	Postseason statistical leaders, all-time	310
Close games, records, W-L, by team, 2021	305	Interceptions, individual leaders, all-time	624	Preseason results and standings, 2021	239
Club leaders, 2021	259	Interceptions, yearly statistical leaders	647	Preseason schedule, 2022	4
Coaches' career records	28	Interconference games, 2021/annually	522	Pro Football Hall of Fame	336
Coaches' challenge procedures	36	International games, results, NFL	516	Punt returns, active statistical leaders	27
Coaches of Year, all-time	527	Jacksonville Jaguars	83	Punt returns, individual leaders, all-time	626
Coin-loss results, overtime	312	Kansas City Chiefs	89	Punt returns, yearly statistical leaders	643
Coudest NFL games on record	306	Kickoff game results	517	Punters, active statistical leaders	27
College, Players drafted by, 2022	35	Kickoff returns, active statistical leaders	27	Punting, individual leaders, all-time	624
Combine, 2023	18	Kickoff returns, individual leaders, all-time	626	Punting, yearly statistical leaders	649
Combined yards, individual leaders, all-time	624	Kickoff returns, yearly statistical leaders	645	Quarter, points by, 2021	306
Comeback Players of Year	527	Kickoff weekend records, W-L, all-time	291	Rankings, team, yardage, 2021	259
Comebacks, deficits overcome, NFL history	307	Las Vegas Raiders	95	Ratings, Passer, all-time leaders	300
Comebacks, game-winning drives by QB	302	League Meeting, Annual, 2023	19	Ratings, television, 2021	332
Comebacks, game-winning drives by RB	302	League Year, 2023	19	Rebound teams, worst-to-first	302
Commissioner history, NFL	375	London games, all-time	516	Receiving yards, all-time leaders	622
Completions, all-time leaders	622	Longest overtime games, by minutes	313	Receiving yards, yearly statistical leaders	641
Consecutive victories, longest streaks	302	Longest postseason games, by length of game	312	Receiving, active statistical leaders	26
Cutdown dates, 2022	38	Longest returns, missed field goal	563	Receptions, individual leaders, all-time	623
Dallas Cowboys	163	Los Angeles Chargers	101	Receptions, yearly statistical leaders	639
Defense, team, yearly statistical leaders	656	Los Angeles Rams	181	Records, all-time, ind., combined net yds.	562
Defensive Players of Year	526				

## INDEX

Records, all-time, individual, fumbles	560	Records, W-L, franchises since 1970 merger	290	Sunday Night Football records, W-L	510
Records, all-time, individual, interceptions by	554	Records, W-L, franchises, last 10 years	292	Super Bowl champions that missed playoffs	305
Records, all-time, individual, kickoff returns	558	Records, W-L, interconference games	522	Super Bowl, composite standings	495
Records, all-time, individual, passing	548	Records, W-L, Monday Night Football	512	Super Bowl contention, teams in	303
Records, all-time, individual, punt returns	556	Records, W-L, overtime	312	Super Bowl, future sites and dates	495
Records, all-time, individual, punting	555	Records, W-L, postseason, all-time	673	Super Bowl host cities, all-time	495
Records, all-time, individual, receiving	551	Records, W-L, Sunday Night Football	510	Super Bowl LVI summary	497
Records, all-time, individual, rushing	546	Records, W-L, Super Bowl	495	Super Bowl LVII, Arizona	10
Records, all-time, individual, sacks	563	Referees, 2022	691	Super Bowl MVPs	495
Records, all-time, individual, scoring	542	Replay history	37	Super Bowl, non-division winners in	305
Records, all-time, individual, service	542	Replay officials, 2022	691	Super Bowl records	659
Records, all-time, ind., yds. from scrimmage	554	Replay procedures	36	Super Bowl results, all-time	496
Records, all-time, Monday Night Football	514	Reserve list procedures	38	Takeaways/giveaways, 2021	259
Records, all-time, team, championships	564	Restricted free agency signing period, 2023	19	Takeaways/giveaways, last 10 years/all-time	294
Records, all-time, team, defense	578	Results, 2021, postseason	242	Tampa Bay Buccaneers	223
Records, all-time, team, first downs	568	Results, 2021, preseason	239	Team statistics, 2021	254
Records, all-time, team, fumbles	575	Results, 2021, regular season, AFC teams	240	Team statistics, 2021, field goals	265
Records, all-time, team, games lost	565	Results, 2021, regular season, NFC teams	241	Team statistics, 2021, interceptions	283
Records, all-time, team, games won	564	Results, 2021, week-by-week	243	Team statistics, 2021, rushing	271
Records, all-time, team, kickoff returns	575	Results, Championship Games, AFC/AFL	498	Team statistics, 2021, passing	273
Records, all-time, team, net yards gained	570	Results, Championship Games, NFC/NFL	500	Team statistics, 2021, sacks	284
Records, all-time, team, passing	571	Results, Divisional playoffs, AFC	502	Team statistics, 2021, scoring	264
Records, all-time, team, penalties	577	Results, Divisional playoffs, NFC	504	Teams in Super Bowl contention	303
Records, all-time, team, punt returns	573	Results, Hall of Fame Games	354	Team-vs.-team results, all-time	407
Records, all-time, team, punting	573	Results, international games, all-time	516	Television, national games, 2022	11
Records, all-time, team, rushing	570	Results, season-opening game	517	Television ratings, 2021	332
Records, all-time, team, scoring	566	Results, Super Bowl, all-time	496	Temperature, coldest NFL games	306
Records, all-time, team, tie games	566	Results, team-vs.-team, all-time	407	Ten best performances, 2021	252
Records, all-time, team, turnovers	577	Results, Thanksgiving Day	518	Ten wins or more, teams that missed playoffs	305
Records, all-time, Thanksgiving Day	521	Results, Wild Card playoffs, AFC	506	Tennessee Titans	131
Records, oldest NFL	295	Results, Wild Card playoffs, NFC	508	Thanksgiving Day results, all-time	518
Records, overtime, single-game	313	Retired uniform numbers by club	299	Thanksgiving Day, record book	521
Records, postseason, ind., combined net yds	679	Returners, active statistical leaders	27	Three-sack games, most, 2021	253
Records, postseason, individual, fumbles	679	Returning from Injured Reserve	38	Three wins, single opponent, same season	306
Records, postseason, individual, INT by	677	Reviewable plays	36	Tie-breaking procedures, playoffs/draft	30
Records, postseason, individual, kickoff ret.	678	Road records, W-L, last 10 years	293	Timeline, pro football	355
Records, postseason, individual, passing	675	Road records, W-L, league, by season	303	Top 51 Rule	19
Records, postseason, individual, punt returns	678	Road records, W-L, since 1970 merger	291	Touchdown passes, all-time leaders	622
Records, postseason, individual, punting	678	Rookies of Month, 2021	249	Touchdowns, individual leaders, all-time	623
Records, postseason, individual, receiving	676	Rookies of Year	526	Touchdowns, yearly statistical leaders	629
Records, postseason, individual, rushing	675	Roster limits	38	Trades, 2021-22	236
Records, postseason, individual, sacks	680	Roster of officials, NFL, 2022	690	Trading deadline, 2022	17
Records, postseason, individual, scoring	673	Roster reduction dates, 2022	38	Turnaround teams, first-place finishes	302
Records, postseason, individual, service	673	Rotation, scheduling, NFL	12	Turnover ratios, 2021	259
Records, postseason, team, championships	680	Rozelle Trophy/Super Bowl MVPs	495	Turnover ratios, last 10 years/all-time	294
Records, postseason, team, first downs	683	Rushers, active statistical leaders	26	Two-point conversion results	304
Records, postseason, team, fumbles	688	Rushing yds. allowed, fewest, yearly leaders	657	Underclassman declaration date, 2023	18
Records, postseason, team, games	680	Rushing, individual leaders, all-time	623	Underclassman drafted, 2022	35
Records, postseason, team, interceptions by	686	Rushing, team, yearly statistical leaders	652	Unrestricted free agency signing period, 2023	19
Records, postseason, team, kickoff returns	687	Rushing, yearly statistical leaders	634	Victories, coaches with 100 career	29
Records, postseason, team, net yards gained	684	Sacks, active statistical leaders	27	Waiver system	38
Records, postseason, team, passing	684	Sacks, individual leaders, all-time	626	Walter Payton NFL Man of Year	523
Records, postseason, team, penalties	688	Sacks, most game, 2021	253	Washington Commanders	229
Records, postseason, team, punt returns	686	Sacks, yearly statistical leaders	650	Week 1 records, W-L, all-time	291
Records, postseason, team, punting	686	San Francisco 49ers	211	What to look for, 2022	20
Records, postseason, team, rushing	684	Schedule, NFL, 2022	4	Wild Card games, 2022	10
Records, postseason, team, scoring	681	Scheduling formula, NFL	12	Wild Card playoff summaries, 2021, AFC	508
Records, postseason, team, turnovers	689	School, players drafted by, 2022	35	Wild Card playoff summaries, 2021, NFC	509
Records, Super Bowl, ind., combined net yds	664	Scorers, active statistical leaders	25	Wild Card playoffs, results, AFC	506
Records, Super Bowl, individual, fumbles	663	Scoring defense, team, yearly leaders	655	Wild Card playoffs, results, NFC	508
Records, Super Bowl, individual, INT by	662	Scoring offense, team, yearly leaders	650	Wild Card teams in Super Bowl	305
Records, Super Bowl, individual, kickoff ret.	663	Scoring, highest NFL weekends, all-time	334	Winning streaks, longest	302
Records, Super Bowl, individual, passing	661	Scoring, individual leaders, all-time	622	Wins, coaches, all-time	29
Records, Super Bowl, individual, punt returns	663	Scoring, yearly statistical leaders	627	Worst-to-first teams	302
Records, Super Bowl, individual, punting	662	Scouting Combine, 2023	18	Yardage, single-game, highs/lows, last 10 yrs	294
Records, Super Bowl, individual, receiving	661	Scrimmage yards, active statistical leaders	26	Yards allowed, fewest, yearly leaders	656
Records, Super Bowl, individual, rushing	660	Scrimmage yards, individual leaders, all-time	625	Yards gained, team, yearly leaders	650
Records, Super Bowl, individual, sacks	664	Season-opening records, W-L, all-time	291	Yearly leaders, field goals	631
Records, Super Bowl, individual, scoring	659	Seattle Seahawks	217	Yearly leaders, interceptions	647
Records, Super Bowl, individual, service	659	Seventeenth game rotation	12	Yearly leaders, kickoff returns	645
Records, Super Bowl, team, first downs	666	Shortest overtime games, all-time	313	Yearly leaders, passer rating	636
Records, Super Bowl, team, fumbles	671	Site priorities, playoffs	10	Yearly leaders, passing TDs	638
Records, Super Bowl, team, games	664	Spring League Meeting, 2023	19	Yearly leaders, passing yds. allowed, fewest	658
Records, Super Bowl, team, interceptions by	669	Standings, 2021, preseason	239	Yearly leaders, punt returns	643
Records, Super Bowl, team, kickoff returns	670	Standings, 2021, regular season, final	242	Yearly leaders, punting	649
Records, Super Bowl, team, net yards gained	667	Standings, 2021, week-by-week	243	Yearly leaders, receiving yards	641
Records, Super Bowl, team, passing	668	Standings, Championship Games, AFC/AFL	498	Yearly leaders, receptions	639
Records, Super Bowl, team, penalties	671	Standings, Championship Games, NFC/NFL	501	Yearly leaders, rushing	634
Records, Super Bowl, team, punt returns	670	Standings, interconference games, all-time	522	Yearly leaders, rushing yds. allowed, fewest	657
Records, Super Bowl, team, punting	669	Standings, NFL, year-by-year	376	Yearly leaders, sacks	650
Records, Super Bowl, team, rushing	667	Standings, postseason, all-time	673	Yearly leaders, scoring	627
Records, Super Bowl, team, scoring	665	Standings, Super Bowl	495	Yearly leaders, team, passing yards	653
Records, Super Bowl, team, turnovers	672	Starting quarterback W-L records	302	Yearly leaders, team, rushing	652
Records, W-L, active NFL quarterbacks	302	Statistical leaders, recent seasons	296	Yearly leaders, team, scoring offense	655
Records, W-L, by franchise, annually	304	Statistical team leaders, 2021	259	Yearly leaders, team, scoring defense	650
Records, W-L, by franchise, all-time	331	Statistics, individual, 2021	260	Yearly leaders, team, yards gained	650
Records, W-L, by franchise, annually	315	Statistics, team, 2021	254	Yearly leaders, touchdowns	629
Records, W-L, by month, last 10 years	293	Streaks, longest winning	302	Yearly leaders, yards allowed, fewest	656
Records, W-L, by opponent, all-time	407	Sudden-death, modified, procedures	314	Youngest and oldest players, 2021	295

## 2022 SCHEDULE AND NOTE CALENDAR

*All times Eastern. All dates and times subject to change*

Thursday, August 4 NFL/Hall of Fame Game at Canton, Ohio  
Las Vegas \_\_\_\_\_ vs. Jacksonville \_\_\_\_\_ NBC 8:00

## PRESEASON/WEEK 1



Thursday, August 11 New York Giants \_\_\_\_\_ at New England \_\_\_\_\_ 7:00  
Tennessee \_\_\_\_\_ at Baltimore \_\_\_\_\_ 7:30

Friday, August 12 Atlanta \_\_\_\_\_ at Detroit \_\_\_\_\_ 6:00  
Cleveland \_\_\_\_\_ at Jacksonville \_\_\_\_\_ 7:00  
Arizona \_\_\_\_\_ at Cincinnati \_\_\_\_\_ 7:30  
New York Jets \_\_\_\_\_ at Philadelphia \_\_\_\_\_ 7:30  
Green Bay \_\_\_\_\_ at San Francisco \_\_\_\_\_ 8:15

Saturday, August 13 Kansas City \_\_\_\_\_ at Chicago \_\_\_\_\_ 1:00  
Carolina \_\_\_\_\_ at Washington \_\_\_\_\_ 1:00  
Indianapolis \_\_\_\_\_ at Buffalo \_\_\_\_\_ 4:00  
Seattle \_\_\_\_\_ at Pittsburgh \_\_\_\_\_ 7:00  
Miami \_\_\_\_\_ at Tampa Bay \_\_\_\_\_ 7:30  
New Orleans \_\_\_\_\_ at Houston \_\_\_\_\_ 8:00  
Dallas \_\_\_\_\_ at Denver \_\_\_\_\_ 9:00  
Los Angeles Rams \_\_\_\_\_ at Los Angeles Chargers \_\_\_\_\_ 10:00

Sunday, August 14 Minnesota \_\_\_\_\_ at Las Vegas \_\_\_\_\_ 4:25

## PRESEASON/WEEK 2

Thursday, August 18 Chicago \_\_\_\_\_ at Seattle \_\_\_\_\_ ESPN 8:00

Friday, August 19 Carolina \_\_\_\_\_ at New England \_\_\_\_\_ 7:00  
New Orleans \_\_\_\_\_ at Green Bay \_\_\_\_\_ 8:00  
Houston \_\_\_\_\_ at Los Angeles Rams \_\_\_\_\_ 10:00

Saturday, August 20 Detroit \_\_\_\_\_ at Indianapolis \_\_\_\_\_ 1:00  
Denver \_\_\_\_\_ at Buffalo \_\_\_\_\_ 1:00  
Washington \_\_\_\_\_ at Kansas City \_\_\_\_\_ 4:00  
Pittsburgh \_\_\_\_\_ at Jacksonville \_\_\_\_\_ 7:00  
Las Vegas \_\_\_\_\_ at Miami \_\_\_\_\_ 7:00  
San Francisco \_\_\_\_\_ at Minnesota \_\_\_\_\_ 7:00  
Tampa Bay \_\_\_\_\_ at Tennessee \_\_\_\_\_ 7:00  
Dallas \_\_\_\_\_ at Los Angeles Chargers \_\_\_\_\_ 10:00

Sunday, August 21 Philadelphia \_\_\_\_\_ at Cleveland \_\_\_\_\_ 1:00  
Cincinnati \_\_\_\_\_ at New York Giants \_\_\_\_\_ 7:00  
Baltimore \_\_\_\_\_ at Arizona \_\_\_\_\_ FOX 8:00

Monday, August 22 Atlanta \_\_\_\_\_ at New York Jets \_\_\_\_\_ ESPN 8:00

## PRESEASON/WEEK 3

Thursday, August 25 San Francisco \_\_\_\_\_ at Houston \_\_\_\_\_ Prime Video 8:15  
Green Bay \_\_\_\_\_ at Kansas City \_\_\_\_\_ 8:00

Friday, August 26 Buffalo \_\_\_\_\_ at Carolina \_\_\_\_\_ 7:00  
Seattle \_\_\_\_\_ at Dallas \_\_\_\_\_ 8:00  
Los Angeles Chargers \_\_\_\_\_ at New Orleans \_\_\_\_\_ 8:00  
New England \_\_\_\_\_ at Las Vegas \_\_\_\_\_ 8:15

Saturday, August 27 Jacksonville \_\_\_\_\_ at Atlanta \_\_\_\_\_ 3:00  
Los Angeles Rams \_\_\_\_\_ at Cincinnati \_\_\_\_\_ 6:00  
Washington \_\_\_\_\_ at Baltimore \_\_\_\_\_ 7:00  
Chicago \_\_\_\_\_ at Cleveland \_\_\_\_\_ 7:00  
Philadelphia \_\_\_\_\_ at Miami \_\_\_\_\_ 7:00  
Arizona \_\_\_\_\_ at Tennessee \_\_\_\_\_ 7:00  
Tampa Bay \_\_\_\_\_ at Indianapolis \_\_\_\_\_ 7:30  
Minnesota \_\_\_\_\_ at Denver \_\_\_\_\_ 9:00

Sunday, August 28 New York Giants \_\_\_\_\_ at New York Jets \_\_\_\_\_ 1:00  
Detroit \_\_\_\_\_ at Pittsburgh \_\_\_\_\_ CBS 4:30

## 2022 SCHEDULE AND NOTE CALENDAR



		<b>Thursday, September 8</b>	Buffalo _____ at Los Angeles Rams _____	NBC 8:20
		<b>Sunday, September 11</b>	New Orleans _____ at Atlanta _____	FOX 1:00
			Cleveland _____ at Carolina _____	CBS 1:00
			San Francisco _____ at Chicago _____	FOX 1:00
			Pittsburgh _____ at Cincinnati _____	CBS 1:00
			Philadelphia _____ at Detroit _____	FOX 1:00
			Indianapolis _____ at Houston _____	CBS 1:00
			New England _____ at Miami _____	CBS 1:00
			Baltimore _____ at New York Jets _____	CBS 1:00
			Jacksonville _____ at Washington _____	FOX 1:00
			Kansas City _____ at Arizona _____	CBS 4:25
			Las Vegas _____ at Los Angeles Chargers _____	CBS 4:25
			Green Bay _____ at Minnesota _____	FOX 4:25
			New York Giants _____ at Tennessee _____	FOX 4:25
			Tampa Bay _____ at Dallas _____	NBC 8:20
		<b>Monday, September 12</b>	Denver _____ at Seattle _____	ESPN/ABC 8:15
<hr/>				
<b>WEEK 2</b>		<b>Thursday, September 15</b>	Los Angeles Chargers _____ at Kansas City _____	Prime Video 8:15
		<b>Sunday, September 18</b>	Miami _____ at Baltimore _____	CBS 1:00
			New York Jets _____ at Cleveland _____	CBS 1:00
			Washington _____ at Detroit _____	FOX 1:00
			Indianapolis _____ at Jacksonville _____	CBS 1:00
			Tampa Bay _____ at New Orleans _____	FOX 1:00
			Carolina _____ at New York Giants _____	FOX 1:00
			New England _____ at Pittsburgh _____	CBS 1:00
			Atlanta _____ at Los Angeles Rams _____	FOX 4:05
			Seattle _____ at San Francisco _____	FOX 4:05
			Cincinnati _____ at Dallas _____	CBS 4:25
			Houston _____ at Denver _____	CBS 4:25
			Arizona _____ at Las Vegas _____	CBS 4:25
			Chicago _____ at Green Bay _____	NBC 8:20
		<b>Monday, September 19</b>	Tennessee _____ at Buffalo _____	ESPN 7:15
			Minnesota _____ at Philadelphia _____	ABC 8:30
<hr/>				
<b>WEEK 3</b>		<b>Thursday, September 22</b>	Pittsburgh _____ at Cleveland _____	Prime Video 8:15
		<b>Sunday, September 25</b>	New Orleans _____ at Carolina _____	FOX 1:00
			Houston _____ at Chicago _____	CBS 1:00
			Kansas City _____ at Indianapolis _____	CBS 1:00
			Buffalo _____ at Miami _____	CBS 1:00
			Detroit _____ at Minnesota _____	FOX 1:00
			Baltimore _____ at New England _____	FOX 1:00
			Cincinnati _____ at New York Jets _____	CBS 1:00
			Las Vegas _____ at Tennessee _____	FOX 1:00
			Philadelphia _____ at Washington _____	FOX 1:00
			Jacksonville _____ at Los Angeles Chargers _____	CBS 4:05
			Los Angeles Rams _____ at Arizona _____	FOX 4:25
			Atlanta _____ at Seattle _____	FOX 4:25
			Green Bay _____ at Tampa Bay _____	FOX 4:25
			San Francisco _____ at Denver _____	NBC 8:20
		<b>Monday, September 26</b>	Dallas _____ at New York Giants _____	ESPN/ABC 8:15
<hr/>				
<b>WEEK 4</b>		<b>Thursday, September 29</b>	Miami _____ at Cincinnati _____	Prime Video 8:15
		<b>Sunday, October 2</b>	Minnesota _____ vs. New Orleans (London) _____	NFLN 9:30a
			Cleveland _____ at Atlanta _____	CBS 1:00
			Buffalo _____ at Baltimore _____	CBS 1:00
			Washington _____ at Dallas _____	FOX 1:00
			Seattle _____ at Detroit _____	FOX 1:00
			Los Angeles Chargers _____ at Houston _____	CBS 1:00
			Tennessee _____ at Indianapolis _____	FOX 1:00
			Chicago _____ at New York Giants _____	FOX 1:00
			Jacksonville _____ at Philadelphia _____	CBS 1:00
			New York Jets _____ at Pittsburgh _____	CBS 1:00
			Arizona _____ at Carolina _____	FOX 4:05
			New England _____ at Green Bay _____	CBS 4:25
			Denver _____ at Las Vegas _____	CBS 4:25
			Kansas City _____ at Tampa Bay _____	NBC 8:20
		<b>Monday, October 3</b>	Los Angeles Rams _____ at San Francisco _____	ESPN 8:15

## 2022 SCHEDULE AND NOTE CALENDAR

<b>WEEK 5</b>	<b>Thursday, October 6</b>	Indianapolis _____ at Denver _____	Prime Video 8:15
	<b>Sunday, October 9</b>	New York Giants _____ vs. Green Bay (London) _____	NFLN 9:30a
		Pittsburgh _____ at Buffalo _____	CBS 1:00
		Los Angeles Chargers _____ at Cleveland _____	CBS 1:00
		Houston _____ at Jacksonville _____	CBS 1:00
		Chicago _____ at Minnesota _____	FOX 1:00
		Detroit _____ at New England _____	FOX 1:00
		Seattle _____ at New Orleans _____	FOX 1:00
		Miami _____ at New York Jets _____	CBS 1:00
		Atlanta _____ at Tampa Bay _____	FOX 1:00
		Tennessee _____ at Washington _____	CBS 1:00
		San Francisco _____ at Carolina _____	CBS 4:05
		Philadelphia _____ at Arizona _____	FOX 4:25
		Dallas _____ at Los Angeles Rams _____	FOX 4:25
		Cincinnati _____ at Baltimore _____	*NBC 8:20
	<b>Monday, October 10</b>	Las Vegas _____ at Kansas City _____	ESPN 8:15
<hr/>			
<b>WEEK 6</b>	<b>Thursday, October 13</b>	Washington _____ at Chicago _____	Prime Video 8:15
Open Date: Detroit, Houston, Las Vegas, Tennessee	<b>Sunday, October 16</b>	San Francisco _____ at Atlanta _____	FOX 1:00
		New England _____ at Cleveland _____	CBS 1:00
		New York Jets _____ at Green Bay _____	FOX 1:00
		Jacksonville _____ at Indianapolis _____	CBS 1:00
		Minnesota _____ at Miami _____	FOX 1:00
		Cincinnati _____ at New Orleans _____	CBS 1:00
		Baltimore _____ at New York Giants _____	CBS 1:00
		Tampa Bay _____ at Pittsburgh _____	FOX 1:00
		Carolina _____ at Los Angeles Rams _____	FOX 4:05
		Arizona _____ at Seattle _____	FOX 4:05
		Buffalo _____ at Kansas City _____	CBS 4:25
		Dallas _____ at Philadelphia _____	*NBC 8:20
	<b>Monday, October 17</b>	Denver _____ at Los Angeles Chargers _____	ESPN 8:15
<hr/>			
<b>WEEK 7</b>	<b>Thursday, October 20</b>	New Orleans _____ at Arizona _____	Prime Video 8:15
Open Date: Buffalo, L.A. Rams, Minnesota, Philadelphia	<b>Sunday, October 23</b>	Cleveland _____ at Baltimore _____	CBS 1:00
		Tampa Bay _____ at Carolina _____	FOX 1:00
		Atlanta _____ at Cincinnati _____	FOX 1:00
		Detroit _____ at Dallas _____	CBS 1:00
		New York Giants _____ at Jacksonville _____	FOX 1:00
		Indianapolis _____ at Tennessee _____	CBS 1:00
		Green Bay _____ at Washington _____	FOX 1:00
		New York Jets _____ at Denver _____	CBS 4:05
		Houston _____ at Las Vegas _____	CBS 4:05
		Seattle _____ at Los Angeles Chargers _____	FOX 4:25
		Kansas City _____ at San Francisco _____	FOX 4:25
		Pittsburgh _____ at Miami _____	*NBC 8:20
	<b>Monday, October 24</b>	Chicago _____ at New England _____	ESPN 8:15
<hr/>			
<b>WEEK 8</b>	<b>Thursday, October 27</b>	Baltimore _____ at Tampa Bay (Thu)	Prime Video 8:15
Open Date: Kansas City, L.A. Chargers	<b>Sunday, October 30</b>	Denver _____ vs. Jacksonville (London) _____	ESPN+ 9:30a
		Carolina _____ at Atlanta _____	FOX 1:00
		Chicago _____ at Dallas _____	FOX 1:00
		Miami _____ at Detroit _____	CBS 1:00
		Arizona _____ at Minnesota _____	FOX 1:00
		Las Vegas _____ at New Orleans _____	CBS 1:00
		New England _____ at New York Jets _____	CBS 1:00
		Pittsburgh _____ at Philadelphia _____	CBS 1:00
		Tennessee _____ at Houston _____	CBS 4:05
		Washington _____ at Indianapolis _____	FOX 4:25
		San Francisco _____ at Los Angeles Rams _____	FOX 4:25
		New York Giants _____ at Seattle _____	FOX 4:25
		Green Bay _____ at Buffalo _____	*NBC 8:20
	<b>Monday, October 31</b>	Cincinnati _____ at Cleveland _____	ESPN 8:15



## 2022 SCHEDULE AND NOTE CALENDAR

<b>WEEK 9</b> Open Date: Cleveland, Dallas, Denver, N.Y. Giants, Pittsburgh, San Francisco	Thursday, November 3	Philadelphia _____ at Houston _____	Prime Video 8:15	
	Sunday, November 6	Los Angeles Chargers _____ at Atlanta _____	FOX 1:00	
		Miami _____ at Chicago _____	CBS 1:00	
			Carolina _____ at Cincinnati _____	FOX 1:00
			Green Bay _____ at Detroit _____	FOX 1:00
			Las Vegas _____ at Jacksonville _____	CBS 1:00
			Indianapolis _____ at New England _____	CBS 1:00
			Buffalo _____ at New York Jets _____	CBS 1:00
			Minnesota _____ at Washington _____	FOX 1:00
			Seattle _____ at Arizona _____	FOX 4:05
		Los Angeles Rams _____ at Tampa Bay _____	CBS 4:25	
Monday, November 7		Tennessee _____ at Kansas City _____	*NBC 8:20	
		Baltimore _____ at New Orleans _____	ESPN 8:15	

<b>WEEK 10</b> Open Date: Baltimore, Cincinnati, New England, N.Y. Jets	Thursday, November 10	Atlanta _____ at Carolina _____	Prime Video 8:15	
	Sunday, November 13	Seattle _____ vs. Tampa Bay (Munich) _____	NFLN 9:30a	
		Minnesota _____ at Buffalo _____	FOX 1:00	
			Detroit _____ at Chicago _____	FOX 1:00
			Jacksonville _____ at Kansas City _____	CBS 1:00
			Cleveland _____ at Miami _____	CBS 1:00
			Houston _____ at New York Giants _____	CBS 1:00
			New Orleans _____ at Pittsburgh _____	FOX 1:00
			Denver _____ at Tennessee _____	CBS 1:00
			Indianapolis _____ at Las Vegas _____	CBS 4:05
		Dallas _____ at Green Bay _____	FOX 4:25	
		Arizona _____ at Los Angeles Rams _____	FOX 4:25	
Monday, November 14		Los Angeles Chargers _____ at San Francisco _____	*NBC 8:20	
		Washington _____ at Philadelphia _____	ESPN 8:15	

<b>WEEK 11</b> Open Date: Jacksonville, Miami, Seattle, Tampa Bay	Thursday, November 17	Tennessee _____ at Green Bay _____	Prime Video 8:15	
	Sunday, November 20	Chicago _____ at Atlanta _____	FOX 1:00	
		Carolina _____ at Baltimore _____	FOX 1:00	
			Cleveland _____ at Buffalo _____	CBS 1:00
			Washington _____ at Houston _____	FOX 1:00
			Philadelphia _____ at Indianapolis _____	CBS 1:00
			New York Jets _____ at New England _____	CBS 1:00
			Los Angeles Rams _____ at New Orleans _____	FOX 1:00
			Detroit _____ at New York Giants _____	FOX 1:00
			Las Vegas _____ at Denver _____	FOX 4:05
		Kansas City _____ at Los Angeles Chargers _____	CBS 4:25	
		Dallas _____ at Minnesota _____	CBS 4:25	
		Cincinnati _____ at Pittsburgh _____	*NBC 8:20	
Monday, November 21		San Francisco _____ vs. Arizona (Mexico City) _____	ESPN 8:15	

<b>WEEK 12</b> 	Thursday, November 24	Buffalo _____ at Detroit (Thanksgiving) _____	CBS12:30	
		New York Giants _____ at Dallas (Thanksgiving) _____	FOX 4:30	
		New England _____ at Minnesota (Thanksgiving) _____	NBC 8:20	
	Sunday, November 27	Denver _____ at Carolina _____	FOX 1:00	
		Tampa Bay _____ at Cleveland _____	FOX 1:00	
			Baltimore _____ at Jacksonville _____	CBS 1:00
			Houston _____ at Miami _____	CBS 1:00
			Chicago _____ at New York Jets _____	FOX 1:00
			Cincinnati _____ at Tennessee _____	CBS 1:00
			Atlanta _____ at Washington _____	FOX 1:00
		Los Angeles Chargers _____ at Arizona _____	CBS 4:05	
		Las Vegas _____ at Seattle _____	CBS 4:05	
		Los Angeles Rams _____ at Kansas City _____	FOX 4:25	
		New Orleans _____ at San Francisco _____	FOX 4:25	
		Green Bay _____ at Philadelphia _____	*NBC 8:20	
Monday, November 28		Pittsburgh _____ at Indianapolis _____	ESPN 8:15	



## 2022 SCHEDULE AND NOTE CALENDAR

WEEK 17	Thursday, December 29	Dallas _____ at Tennessee _____	Prime Video 8:15
	Sunday, January 1	Arizona _____ at Atlanta _____	FOX 1:00
		Pittsburgh _____ at Baltimore _____	CBS 1:00
		Chicago _____ at Detroit _____	FOX 1:00
		Jacksonville _____ at Houston _____	CBS 1:00
		Denver _____ at Kansas City _____	CBS 1:00
		Miami _____ at New England _____	CBS 1:00
		Indianapolis _____ at New York Giants _____	CBS 1:00
		New Orleans _____ at Philadelphia _____	FOX 1:00
		Carolina _____ at Tampa Bay _____	FOX 1:00
		Cleveland _____ at Washington _____	FOX 1:00
		San Francisco _____ at Las Vegas _____	FOX 4:05
		New York Jets _____ at Seattle _____	FOX 4:05
		Minnesota _____ at Green Bay _____	CBS 4:25
		Los Angeles Rams _____ at Los Angeles Chargers _____	*NBC 8:20
	Monday, January 2	Buffalo _____ at Cincinnati _____	ESPN/ABC 8:30
<hr/>			
WEEK 18	Saturday, January 7	^TBD	^ESPN/ABC 4:30
		^TBD	^ESPN/ABC 8:15
	Sunday, January 8	^TBD	^CBS 1:00
		^TBD	^FOX 1:00
		^TBD	^CBS 4:25
		^TBD	^FOX 4:25
		^TBD	*NBC 8:20
		Tampa Bay _____ at Atlanta _____	^TBD ^TBD
		New England _____ at Buffalo _____	^TBD ^TBD
		Minnesota _____ at Chicago _____	^TBD ^TBD
		Baltimore _____ at Cincinnati _____	^TBD ^TBD
		Detroit _____ at Green Bay _____	^TBD ^TBD
		Houston _____ at Indianapolis _____	^TBD ^TBD
		Tennessee _____ at Jacksonville _____	^TBD ^TBD
		New York Jets _____ at Miami _____	^TBD ^TBD
		Carolina _____ at New Orleans _____	^TBD ^TBD
		New York Giants _____ at Philadelphia _____	^TBD ^TBD
		Cleveland _____ at Pittsburgh _____	^TBD ^TBD
		Dallas _____ at Washington _____	^TBD ^TBD
		Los Angeles Chargers _____ at Denver _____	^TBD ^TBD
		Kansas City _____ at Las Vegas _____	^TBD ^TBD
		Arizona _____ at San Francisco _____	^TBD ^TBD
		Los Angeles Rams _____ at Seattle _____	^TBD ^TBD

### 2022 SCHEDULE NOTES

\* This season, "flexible scheduling" for Sunday night may be used twice between Weeks 5-10, and during Weeks 11-15 and Week 17. In weeks of the season eligible for "flexible scheduling," the games listed for the Sunday night window are tentative and subject to change. Only Sunday afternoon games are eligible to be moved to Sunday night, in which case the tentatively scheduled Sunday night game would be moved to a Sunday afternoon.

A select number of games will be "cross-flexed," moving between CBS and FOX to bring potentially under-distributed games to wider audiences. Some of those contests were announced in May and other "cross-flexed" games will be decided during the season.

# In Week 15, three of five designated matchups will be played on Saturday with the remainder to be played on Sunday. Specific dates and start times for the designated Week 15 matchups will be determined and announced at a later date during the season.

^ In Week 18, two games will be played on Saturday (4:30 PM ET and 8:15 PM ET) with the remainder to be played on Sunday afternoon (1:00 PM ET and 4:25 PM ET) and one matchup to be played on Sunday night (8:20 PM ET). Specific dates, start times, and networks for Week 18 matchups will be determined and announced following the conclusion of Week 17.

All times Eastern. All dates and times subject to change.

## 2022 POSTSEASON SCHEDULE & SITE PRIORITIES

**Super Wild Card Weekend**

**Beginning Saturday, Jan. 14, 2023**

**Site Priorities**

The No. 1 seed in each conference will receive the only bye. Using NFL tie-breaking procedures, the remaining division champions in each conference will be seeded 2, 3 and 4, followed by the next three teams per conference seeded 5, 6 and 7. Wild Card games will feature the 2 seed hosting the 7 seed, the 3 seed hosting the 6 seed and the 4 seed hosting the 5 seed. There are no restrictions on intra-division games.



\_\_\_\_\_ at \_\_\_\_\_  
 \_\_\_\_\_ at \_\_\_\_\_  
 \_\_\_\_\_ at \_\_\_\_\_



\_\_\_\_\_ at \_\_\_\_\_  
 \_\_\_\_\_ at \_\_\_\_\_  
 \_\_\_\_\_ at \_\_\_\_\_



**Divisional Playoff Games**

**Saturday and Sunday, Jan. 21-22, 2023**

In each conference, the division champion with the highest won-lost-tied percentage during the regular season will play host to the lowest-seeded Wild Card survivor. The other two Wild Card winners play in the other game, with the team with the higher seed playing host. There are no restrictions on intra-division games.



American Football Conference  
 \_\_\_\_\_ at \_\_\_\_\_

National Football Conference  
 \_\_\_\_\_ at \_\_\_\_\_

American Football Conference  
 \_\_\_\_\_ at \_\_\_\_\_

National Football Conference  
 \_\_\_\_\_ at \_\_\_\_\_



**Championship Games**

**Sunday, Jan. 29, 2023**

The home teams will be the surviving playoff winners with the highest seeds. A team that did not win its division cannot play host unless two teams that did not win their divisions are in the game.



American Football Conference  
 \_\_\_\_\_ at \_\_\_\_\_

National Football Conference  
 \_\_\_\_\_ at \_\_\_\_\_



**Super Bowl LVII Sunday, Feb. 12, 2023**

This season, the NFC champion will serve as the designated home team and have the choice of uniform color.

Super Bowl LVII; State Farm Stadium; Glendale, Ariz.

\_\_\_\_\_ vs. \_\_\_\_\_



## NATIONALLY TELEVISED GAMES

### 2022 NATIONALLY TELEVISED REGULAR-SEASON GAMES

*All times ET and PM unless otherwise notated: \*—The NFL again will utilize "flexible scheduling" in 2022*

Thursday, Sept. 8	Buffalo at L.A. Rams (NBC) . . . . .	8:20
Sunday, Sept. 11	Tampa Bay at Dallas (NBC) . . . . .	8:20
Monday, Sept. 12	Denver at Seattle (ESPN/ABC) . . . . .	8:15
Thursday, Sept. 15	L.A. Chargers at Kansas City (Prime Video) . . . . .	8:15
Sunday, Sept. 18	Chicago at Green Bay (NBC) . . . . .	8:20
Monday, Sept. 19	Tennessee at Buffalo (ESPN) . . . . .	7:15
Monday, Sept. 19	Minnesota at Philadelphia (ABC) . . . . .	8:30
Thursday, Sept. 22	Pittsburgh at Cleveland (Prime Video) . . . . .	8:15
Sunday, Sept. 25	San Francisco at Denver (NBC) . . . . .	8:20
Monday, Sept. 26	Dallas at N.Y. Giants (ESPN/ABC) . . . . .	8:15
Thursday, Sept. 29	Miami at Cincinnati (Prime Video) . . . . .	8:15
Sunday, Oct. 2	Minnesota vs. New Orleans in London (NFLN) . . . . .	9:30 a.m.
Sunday, Oct. 2	Kansas City at Tampa Bay (NBC) . . . . .	8:20
Monday, Oct. 3	L.A. Rams at San Francisco (ESPN) . . . . .	8:15
Thursday, Oct. 6	Indianapolis at Denver (Prime Video) . . . . .	8:15
Sunday, Oct. 9	N.Y. Giants vs. Green Bay in London (NFLN) . . . . .	9:30 a.m.
Sunday, Oct. 9	Cincinnati at Baltimore (NBC)* . . . . .	8:20
Monday, Oct. 10	Las Vegas at Kansas City (ESPN) . . . . .	8:15
Thursday, Oct. 13	Washington at Chicago (Prime Video) . . . . .	8:15
Sunday, Oct. 16	Dallas at Philadelphia (NBC)* . . . . .	8:20
Monday, Oct. 17	Denver at L.A. Chargers (ESPN) . . . . .	8:15
Thursday, Oct. 20	New Orleans at Arizona (Prime Video) . . . . .	8:15
Sunday, Oct. 23	Pittsburgh at Miami (NBC)* . . . . .	8:20
Monday, Oct. 24	Chicago at New England (ESPN) . . . . .	8:15
Thursday, Oct. 27	Baltimore at Tampa Bay (Prime Video) . . . . .	8:15
Sunday, Oct. 30	Denver vs. Jacksonville in London (ESPN+) . . . . .	9:30 a.m.
Sunday, Oct. 30	Green Bay at Buffalo (NBC)* . . . . .	8:20
Monday, Oct. 31	Cincinnati at Cleveland (ESPN) . . . . .	8:15
Thursday, Nov. 3	Philadelphia at Houston (Prime Video) . . . . .	8:15
Sunday, Nov. 6	Tennessee at Kansas City (NBC)* . . . . .	8:20
Monday, Nov. 7	Baltimore at New Orleans (ESPN) . . . . .	8:15
Thursday, Nov. 10	Atlanta at Carolina (Prime Video) . . . . .	8:15
Sunday, Nov. 13	Seattle vs. Tampa Bay in Munich (NFLN) . . . . .	9:30 a.m.
Sunday, Nov. 13	L.A. Chargers at San Francisco (NBC)* . . . . .	8:20
Monday, Nov. 14	Washington at Philadelphia (ESPN) . . . . .	8:15
Thursday, Nov. 17	Tennessee at Green Bay (Prime Video) . . . . .	8:15
Sunday, Nov. 20	Cincinnati at Pittsburgh (NBC)* . . . . .	8:20
Monday, Nov. 21	San Francisco vs. Arizona in Mexico City (ESPN) . . . . .	8:15
Thursday, Nov. 24	Buffalo at Detroit on Thanksgiving (CBS) . . . . .	12:30
Thursday, Nov. 24	N.Y. Giants at Dallas on Thanksgiving (FOX) . . . . .	4:30
Thursday, Nov. 24	New England at Minnesota on Thanksgiving (NBC) . . . . .	8:20
Sunday, Nov. 27	Green Bay at Philadelphia (NBC)* . . . . .	8:20
Monday, Nov. 28	Pittsburgh at Indianapolis (ESPN) . . . . .	8:15
Thursday, Dec. 1	Buffalo at New England (Prime Video) . . . . .	8:15
Sunday, Dec. 4	Indianapolis at Dallas (NBC)* . . . . .	8:20
Monday, Dec. 5	New Orleans at Tampa Bay (ESPN) . . . . .	8:15
Thursday, Dec. 8	Las Vegas at L.A. Rams (Prime Video) . . . . .	8:15
Sunday, Dec. 11	Kansas City at Denver (NBC)* . . . . .	8:20
Monday, Dec. 12	New England at Arizona (ESPN) . . . . .	8:15
Thursday, Dec. 15	San Francisco at Seattle (Prime Video) . . . . .	8:15
Saturday, Dec. 17	(Teams TBD) (NFLN) . . . . .	1:00
Saturday, Dec. 17	(Teams TBD) (NFLN) . . . . .	4:30
Saturday, Dec. 17	(Teams TBD) (NFLN) . . . . .	8:15
Sunday, Dec. 18	New England at Las Vegas (NBC)* . . . . .	8:20
Monday, Dec. 19	L.A. Rams at Green Bay (ESPN/ABC) . . . . .	8:15
Thursday, Dec. 22	Jacksonville at N.Y. Jets (Prime Video) . . . . .	8:15
Saturday, Dec. 24	Las Vegas at Pittsburgh (NFLN) . . . . .	8:15
Sunday, Dec. 25	Green Bay at Miami (FOX) . . . . .	1:00
Sunday, Dec. 25	Denver at L.A. Rams (CBS) . . . . .	4:30
Sunday, Dec. 25	Tampa Bay at Arizona (NBC) . . . . .	8:20
Monday, Dec. 26	L.A. Chargers at Indianapolis (ESPN) . . . . .	8:15
Thursday, Dec. 29	Dallas at Tennessee (Prime Video) . . . . .	8:15
Sunday, Jan. 1	L.A. Rams at L.A. Chargers (NBC)* . . . . .	8:20
Monday, Jan. 2	Buffalo at Cincinnati (ESPN) . . . . .	8:30
Saturday, Jan. 7	(Teams TBD) (ESPN/ABC) . . . . .	4:30
Saturday, Jan. 7	(Teams TBD) (ESPN/ABC) . . . . .	8:15
Sunday, Jan. 8	(Teams TBD) (NBC)* . . . . .	8:20

## SCHEDULING FORMULA

At a league meeting on March 30, 2021, NFL clubs approved an enhanced season structure that features each team playing 17 regular-season games and three preseason games. The NFL-NFLPA Collective Bargaining Agreement signed in March of 2020 enables the league, with the approval of the union and its players, to enhance the regular season with a move to 17 games, providing fans an extra week of regular-season NFL action. The 2021 schedule marked the first change to the season structure since the 1978 campaign ushered in an era of 16 regular-season and four preseason games.

The 17th game features teams from opposing conferences that finished in the same place within their division the previous season.

Under the NFL scheduling formula, every team plays 17 games as follows:

- Home and away against its three division opponents (**six games**).
- The four teams from another division within its conference on a rotating, three-year cycle (**four games**).
- The four teams from a division in the other conference on a rotating, four-year cycle (**four games**).
- Two intraconference opponents based on the prior year's standings (**two games**). These games match a first-place team against the first-place teams in the two same-conference divisions the team is not scheduled to play that season. The second-place, third-place and fourth-place teams in a conference are matched in the same way each year.
- One interconference opponent based on the prior year's standings on a rotating four-year cycle (**one game**). These games match a first-place team from one division against a first-place team in an opposite-conference division that the team is not scheduled to play that season. The second-place, third-place and fourth-place teams in each division are matched in the same way each year. The home conference for this game will rotate each season, with the NFC teams hosting the game in 2022.

The NFL expanded to 32 teams in 2002 with the addition of the Houston Texans. Also in 2002, the NFL realigned for the first time since 1970—into eight divisions of four teams each—and the scheduling formula that was introduced guaranteed for the first time that all teams would play each other on a regular, rotating basis.

The schedule format takes each team through a cycle of games—home and away—against every other team in the league. From 2002-09, every team played every other team at least twice—once home and once away. After the 2008 season, a decision was made to continue with the same rotation in 2010 and beyond.

### FUTURE SCHEDULING ROTATION

		2022	2023	2024	2025
AFC EAST	Intraconference	AFCN	AFCW	AFCS	AFCN
	Interconference	NFCN	NFCE	NFCW	NFCS
	Interconference (17th game)	NFCW (A)	NFCS (H)	NFCN (A)	NFCE (H)
AFC NORTH	Intraconference	AFCE	AFCS	AFCW	AFCE
	Interconference	NFCS	NFCW	NFCE	NFCN
	Interconference (17th game)	NFCE (A)	NFCN (H)	NFCS (A)	NFCW (H)
AFC SOUTH	Intraconference	AFCW	AFCN	AFCE	AFCW
	Interconference	NFCE	NFCS	NFCN	NFCW
	Interconference (17th game)	NFCN (A)	NFCW (H)	NFCE (A)	NFCS (H)
AFC WEST	Intraconference	AFCS	AFCE	AFCN	AFCS
	Interconference	NFCW	NFCN	NFCS	NFCE
	Interconference (17th game)	NFCS (A)	NFCE (H)	NFCW (A)	NFCN (H)
<hr/>					
		2022	2023	2024	2025
NFC EAST	Intraconference	NFCN	NFCW	NFCS	NFCN
	Interconference	AFCS	AFCE	AFCN	AFCW
	Interconference (17th game)	AFCN (H)	AFCW (A)	AFCS (H)	AFCE (A)
NFC NORTH	Intraconference	NFCE	NFCS	NFCW	NFCE
	Interconference	AFCE	AFCW	AFCS	AFCN
	Interconference (17th game)	AFCS (H)	AFCN (A)	AFCE (H)	AFCW (A)
NFC SOUTH	Intraconference	NFCW	NFCN	NFCE	NFCW
	Interconference	AFCN	AFCS	AFCW	AFCE
	Interconference (17th game)	AFCW (H)	AFCE (A)	AFCN (H)	AFCS (A)
NFC WEST	Intraconference	NFCS	NFCE	NFCN	NFCS
	Interconference	AFCW	AFCN	AFCE	AFCW
	Interconference (17th game)	AFCE (H)	AFCS (A)	AFCW (H)	AFCN (A)

## SCHEDULING FORMULA

### AFC EAST NON-DIVISIONAL OPPONENTS, 2022

	BUFFALO		MIAMI		NEW ENGLAND		N.Y. JETS	
	Home	Away	Home	Away	Home	Away	Home	Away
<i>Intraconference by Division</i>	CLE	BAL	CLE	BAL	BAL	CLE	BAL	CLE
	PIT	CIN	PIT	CIN	CIN	PIT	CIN	PIT
<i>Interconference by Division</i>	GB	CHI	GB	CHI	CHI	GB	CHI	GB
	MIN	DET	MIN	DET	DET	MIN	DET	MIN
<i>Intraconference by Position</i>	AFCS	AFCW	AFCS	AFCW	AFCS	AFCW	AFCS	AFCW
<i>Interconference by Position</i>		NFCW		NFCW		NFCW		NFCW

### AFC EAST NON-DIVISIONAL OPPONENTS, 2023

	BUFFALO		MIAMI		NEW ENGLAND		N.Y. JETS	
	Home	Away	Home	Away	Home	Away	Home	Away
<i>Intraconference by Division</i>	DEN	KC	DEN	KC	KC	DEN	KC	DEN
	LV	LAC	LV	LAC	LAC	LV	LAC	LV
<i>Interconference by Division</i>	DAL	PHI	DAL	PHI	PHI	DAL	PHI	DAL
	NYG	WAS	NYG	WAS	WAS	NYG	WAS	NYG
<i>Intraconference by Position</i>	AFCS	AFCN	AFCS	AFCN	AFCS	AFCN	AFCS	AFCN
<i>Interconference by Position</i>	NFCS		NFCS		NFCS		NFCS	

### AFC NORTH NON-DIVISIONAL OPPONENTS, 2022

	BALTIMORE		CINCINNATI		CLEVELAND		PITTSBURGH	
	Home	Away	Home	Away	Home	Away	Home	Away
<i>Intraconference by Division</i>	BUF	NE	BUF	NE	NE	BUF	NE	BUF
	MIA	NYJ	MIA	NYJ	NYJ	MIA	NYJ	MIA
<i>Interconference by Division</i>	ATL	NO	ATL	NO	NO	ATL	NO	ATL
	CAR	TB	CAR	TB	TB	CAR	TB	CAR
<i>Intraconference by Position</i>	AFCW	AFCS	AFCW	AFCS	AFCW	AFCS	AFCW	AFCS
<i>Interconference by Position</i>		NFCE		NFCE		NFCE		NFCE

### AFC NORTH NON-DIVISIONAL OPPONENTS, 2023

	BALTIMORE		CINCINNATI		CLEVELAND		PITTSBURGH	
	Home	Away	Home	Away	Home	Away	Home	Away
<i>Intraconference by Division</i>	HOU	JAC	HOU	JAC	JAC	HOU	JAC	HOU
	IND	TEN	IND	TEN	TEN	IND	TEN	IND
<i>Interconference by Division</i>	LAR	ARI	LAR	ARI	ARI	LAR	ARI	LAR
	SEA	SF	SEA	SF	SF	SEA	SF	SEA
<i>Intraconference by Position</i>	AFCE	AFCW	AFCE	AFCW	AFCE	AFCW	AFCE	AFCW
<i>Interconference by Position</i>	NFCN		NFCN		NFCN		NFCN	

### AFC SOUTH NON-DIVISIONAL OPPONENTS, 2022

	HOUSTON		INDIANAPOLIS		JACKSONVILLE		TENNESSEE	
	Home	Away	Home	Away	Home	Away	Home	Away
<i>Intraconference by Division</i>	KC	DEN	KC	DEN	DEN	KC	DEN	KC
	LAC	LV	LAC	LV	LV	LAC	LV	LAC
<i>Interconference by Division</i>	PHI	DAL	PHI	DAL	DAL	PHI	DAL	PHI
	WAS	NYG	WAS	NYG	NYG	WAS	NYG	WAS
<i>Intraconference by Position</i>	AFCN	AFCE	AFCN	AFCE	AFCN	AFCE	AFCN	AFCE
<i>Interconference by Position</i>		NFCN		NFCN		NFCN		NFCN

### AFC SOUTH NON-DIVISIONAL OPPONENTS, 2023

	HOUSTON		INDIANAPOLIS		JACKSONVILLE		TENNESSEE	
	Home	Away	Home	Away	Home	Away	Home	Away
<i>Intraconference by Division</i>	CLE	BAL	CLE	BAL	BAL	CLE	BAL	CLE
	PIT	CIN	PIT	CIN	CIN	PIT	CIN	PIT
<i>Interconference by Division</i>	NO	ATL	NO	ATL	ATL	NO	ATL	NO
	TB	CAR	TB	CAR	CAR	TB	CAR	TB
<i>Intraconference by Position</i>	AFCW	AFCE	AFCW	AFCE	AFCW	AFCE	AFCW	AFCE
<i>Interconference by Position</i>	NFCW		NFCW		NFCW		NFCW	

## SCHEDULING FORMULA

### AFC WEST NON-DIVISIONAL OPPONENTS, 2022

	DENVER		KANSAS CITY		LAS VEGAS		L.A. CHARGERS	
	Home	Away	Home	Away	Home	Away	Home	Away
<i>Intraconference by Division</i>	HOU	JAC	JAC	HOU	HOU	JAC	JAC	HOU
	IND	TEN	TEN	IND	IND	TEN	TEN	IND
<i>Interconference by Division</i>	ARI	LAR	LAR	ARI	ARI	LAR	LAR	ARI
	SF	SEA	SEA	SF	SF	SEA	SEA	SF
<i>Intraconference by Position</i>	AFCE	AFCN	AFCE	AFCN	AFCE	AFCN	AFCE	AFCN
<i>Interconference by Position</i>		NFCS		NFCS		NFCS		NFCS

### AFC WEST NON-DIVISIONAL OPPONENTS, 2023

	DENVER		KANSAS CITY		LAS VEGAS		L.A. CHARGERS	
	Home	Away	Home	Away	Home	Away	Home	Away
<i>Intraconference by Division</i>	NE	BUF	BUF	NE	NE	BUF	BUF	NE
	NYJ	MIA	MIA	NYJ	NYJ	MIA	MIA	NYJ
<i>Interconference by Division</i>	GB	CHI	CHI	GB	GB	CHI	CHI	GB
	MIN	DET	DET	MIN	MIN	DET	DET	MIN
<i>Intraconference by Position</i>	AFCN	AFCS	AFCN	AFCS	AFCN	AFCS	AFCN	AFCS
<i>Interconference by Position</i>	NFCE		NFCE		NFCE		NFCE	

### NFC EAST NON-DIVISIONAL OPPONENTS, 2022

	DALLAS		N.Y. GIANTS		PHILADELPHIA		WASHINGTON	
	Home	Away	Home	Away	Home	Away	Home	Away
<i>Intraconference by Division</i>	CHI	GB	CHI	GB	GB	CHI	GB	CHI
	DET	MIN	DET	MIN	MIN	DET	MIN	DET
<i>Interconference by Division</i>	HOU	JAC	HOU	JAC	JAC	HOU	JAC	HOU
	IND	TEN	IND	TEN	TEN	IND	TEN	IND
<i>Intraconference by Position</i>	NFCS	NFCW	NFCS	NFCW	NFCS	NFCW	NFCS	NFCW
<i>Interconference by Position</i>	AFCN		AFCN		AFCN		AFCN	

### NFC EAST NON-DIVISIONAL OPPONENTS 2023

	DALLAS		N.Y. GIANTS		PHILADELPHIA		WASHINGTON	
	Home	Away	Home	Away	Home	Away	Home	Away
<i>Intraconference by Division</i>	LAR	ARI	LAR	ARI	ARI	LAR	ARI	LAR
	SEA	SF	SEA	SF	SF	SEA	SF	SEA
<i>Interconference by Division</i>	NE	BUF	NE	BUF	BUF	NE	BUF	NE
	NYJ	MIA	NYJ	MIA	MIA	NYJ	MIA	NYJ
<i>Intraconference by Position</i>	NFCN	NFCS	NFCN	NFCS	NFCN	NFCS	NFCN	NFCS
<i>Interconference by Position</i>		AFCW		AFCW		AFCW		AFCW

### NFC NORTH NON-DIVISIONAL OPPONENTS, 2022

	CHICAGO		DETROIT		GREEN BAY		MINNESOTA	
	Home	Away	Home	Away	Home	Away	Home	Away
<i>Intraconference by Division</i>	PHI	DAL	PHI	DAL	DAL	PHI	DAL	PHI
	WAS	NYG	WAS	NYG	NYG	WAS	NYG	WAS
<i>Interconference by Division</i>	BUF	NE	BUF	NE	NE	BUF	NE	BUF
	MIA	NYJ	MIA	NYJ	NYJ	MIA	NYJ	MIA
<i>Intraconference by Position</i>	NFCW	NFCS	NFCW	NFCS	NFCW	NFCS	NFCW	NFCS
<i>Interconference by Position</i>	AFCS		AFCS		AFCS		AFCS	

### NFC NORTH NON-DIVISIONAL OPPONENTS, 2023

	CHICAGO		DETROIT		GREEN BAY		MINNESOTA	
	Home	Away	Home	Away	Home	Away	Home	Away
<i>Intraconference by Division</i>	ATL	NO	ATL	NO	NO	ATL	NO	ATL
	CAR	TB	CAR	TB	TB	CAR	TB	CAR
<i>Interconference by Division</i>	DEN	KC	DEN	KC	KC	DEN	KC	DEN
	LV	LAC	LV	LAC	LAC	LV	LAC	LV
<i>Intraconference by Position</i>	NFCW	NFCE	NFCW	NFCE	NFCW	NFCE	NFCW	NFCE
<i>Interconference by Position</i>		AFCN		AFCN		AFCN		AFCN



## SCHEDULING FORMULA

### NFC SOUTH NON-DIVISIONAL OPPONENTS, 2022

	ATLANTA		CAROLINA		NEW ORLEANS		TAMPA BAY	
	Home	Away	Home	Away	Home	Away	Home	Away
<i>Intraconference by Division</i>	ARI	LAR	ARI	LAR	LAR	ARI	LAR	ARI
	SF	SEA	SF	SEA	SEA	SF	SEA	SF
<i>Interconference by Division</i>	CLE	BAL	CLE	BAL	BAL	CLE	BAL	CLE
	PIT	CIN	PIT	CIN	CIN	PIT	CIN	PIT
<i>Intraconference by Position</i>	NFCN	NFCW	NFCN	NFCW	NFCN	NFCW	NFCN	NFCW
<i>Interconference by Position</i>	AFCW		AFCW		AFCW		AFCW	

### NFC SOUTH NON-DIVISIONAL OPPONENTS, 2023

	ATLANTA		CAROLINA		NEW ORLEANS		TAMPA BAY	
	Home	Away	Home	Away	Home	Away	Home	Away
<i>Intraconference by Division</i>	GB	CHI	GB	CHI	CHI	GB	CHI	GB
	MIN	DET	MIN	DET	DET	MIN	DET	MIN
<i>Interconference by Division</i>	HOU	JAC	HOU	JAC	JAC	HOU	JAC	HOU
	IND	TEN	IND	TEN	TEN	IND	TEN	IND
<i>Intraconference by Position</i>	NFCW	NFCW	NFCW	NFCW	NFCW	NFCW	NFCW	NFCW
<i>Interconference by Position</i>		AFCW		AFCW		AFCW		AFCW

### NFC WEST NON-DIVISIONAL OPPONENTS, 2022

	ARIZONA		L.A. RAMS		SAN FRANCISCO		SEATTLE	
	Home	Away	Home	Away	Home	Away	Home	Away
<i>Intraconference by Division</i>	NO	ATL	ATL	NO	NO	ATL	ATL	NO
	TB	CAR	CAR	TB	TB	CAR	CAR	TB
<i>Interconference by Division</i>	KC	DEN	DEN	KC	KC	DEN	DEN	KC
	LAC	LV	LV	LAC	LAC	LV	LV	LAC
<i>Intraconference by Position</i>	NFCW	NFCN	NFCW	NFCN	NFCW	NFCN	NFCW	NFCN
<i>Interconference by Position</i>	AFCW		AFCW		AFCW		AFCW	

### NFC WEST NON-DIVISIONAL OPPONENTS, 2023

	ARIZONA		L.A. RAMS		SAN FRANCISCO		SEATTLE	
	Home	Away	Home	Away	Home	Away	Home	Away
<i>Intraconference by Division</i>	DAL	PHI	PHI	DAL	DAL	PHI	PHI	DAL
	NYG	WAS	WAS	NYG	NYG	WAS	WAS	NYG
<i>Interconference by Division</i>	BAL	CLE	CLE	BAL	BAL	CLE	CLE	BAL
	CIN	PIT	PIT	CIN	CIN	PIT	PIT	CIN
<i>Intraconference by Position</i>	NFCN	NFCN	NFCN	NFCN	NFCN	NFCN	NFCN	NFCN
<i>Interconference by Position</i>		AFCN		AFCN		AFCN		AFCN

## IMPORTANT DATES, 2022-23

June 1	Deadline for all clubs to conduct physical examinations pursuant to CBA Article 45, Section 7(c) for players claiming the Extended Injury Protection Benefit for the 2023 season.		five days immediately prior to the mandatory reporting date for all other Veteran players, provided the club has already opened (or simultaneously opens) its official preseason training camp for all Rookies.
June 1	Deadline for Prior Club to send "June 1 Tender" to its unsigned Restricted Free Agents who received a Qualifying Offer for a Right of First Refusal Only in order for such player to be subject to the CBA's "June 15 Tender" provision.	Mid-July	Beginning on the date that the first training camp opens for Rookies through the last business day prior to the Super Bowl, all tryouts and visits will be reported to clubs on the Personnel Notice.
June 2	For any player removed from the Club's roster or whose contract is assigned via waivers or trade on or after June 2, any unamortized Signing Bonus amounts for future years will be included fully in Team Salary at the start of the 2023 League Year.	July 22	At 4:00 p.m., New York time, Signing Period ends for Transition Players with outstanding tenders. After this date and until 4:00 p.m., New York time, on the Tuesday following the 10th weekend of the regular season, Prior Club has exclusive negotiating rights.
June 15	Deadline for club to withdraw Qualifying Offer to Restricted Free Agents and still retain exclusive negotiating rights by substituting "June 15 Tender" of one-year contract at 110 percent of the player's prior-year Paragraph 5 Salary (with all other terms of his prior-year contract carried forward unchanged).	July 22*	At 4:00 p.m., New York time, Signing Period ends for Unrestricted Free Agents to whom a "UFA Tender" was made by Prior Club. After this date and until 4:00 p.m., New York time, on the Tuesday following the 10th weekend of the regular season, Prior Club has exclusive negotiating rights ("—or the first scheduled day of the first NFL training camp, whichever is later).
Late June	Rookie Readiness Program to be held at individual clubs.	Aug. 1	Deadline for all clubs to conduct physical examinations pursuant to CBA Article 45, Section 2(c) to determine a player's eligibility for the IP Benefit.
July 15	At 4:00 p.m., New York time, deadline for any Club that designated a Franchise Player to sign such player to a multiyear contract or extension. After this date, the player may sign only a one-year contract with his Prior Club for the 2022 season, and such contract cannot be extended until after the Club's last regular-season game.	Aug. 4	Hall of Fame Game, Jacksonville vs. Las Vegas; Canton, Ohio.
July 15	Beginning on July 15, or on the first day any club begins its training camp, whichever is earlier, and concluding at 4:00 p.m., New York time, on the day of the roster reduction to 53 players, players in the Reserve List categories of Drafted/Unsigned, Exclusive Rights, First Refusal Rights, Unrestricted Free Agents with an individually negotiated Right of First Refusal, Franchise, and Transition, will not count against the overall 90-player limit.	Aug. 4-7	Hall of Fame Weekend; Canton, Ohio.
Mid-July	Clubs are permitted to open preseason training camp for Rookies (defined as a player who has never signed a Player Contract with an NFL Club in a prior League Year) beginning seven days prior to the club's earliest permissible mandatory reporting date for Veteran players. A Club's preseason training camp will be deemed to have officially opened on the designated reporting date for all Rookies.  Clubs may require First-Year Players (defined as a player who signed a Player Contract with any NFL Club in a prior League Year, but who does not have a pension-credited season) to report on the designated reporting date for all Rookies, or at any time thereafter, including, but not limited to, the designated reporting date for Veteran quarterbacks and injured players, or the designated reporting date for all other Veteran players.  Veteran quarterbacks and "injured players" (as defined in CBA Article 21, Section 6) may be required to report to the club's preseason training camp no earlier than	Aug. 9	If a Drafted Rookie has not signed with his club by this date, he cannot be traded to any other club in 2022 and may sign a Player Contract only with the drafting club until the day of the Draft in the 2023 League Year.
		Aug. 11-14	First Preseason Weekend.
		Aug. 13-17	Each Club has until five days prior to its second preseason game to provide any tendered but unsigned Exclusive Rights Player or Restricted Free Agent with written notice of the club's intent to place the player on the Exempt List if the player fails to report at least the day before the club's second preseason game. Such notice must also be sent to the NFLPA.  Once such notice has been provided, the club must place the player on the Exempt List. While on the Exempt List, the player will not be entitled to compensation for up to three regular-season games, depending upon the date the player reports to the club.  Any such player who fails to report prior to the deadline will be ineligible to play or receive compensation for at least three games (preseason or regular season) from the time that he reports.
		Aug. 16	Prior to 4:00 p.m., New York time, clubs must reduce rosters to a maximum of 85 players on the Active/Inactive List.
		Aug. 23	Prior to 4:00 p.m., New York time, clubs must reduce rosters to a maximum of 80 players on the Active/Inactive List. Simultaneously with the roster reduction to 80 players, clubs that have players in the

## IMPORTANT DATES, 2022-23

	<p>categories of Active/Physically Unable to Perform or Active/Non-Football Injury or Illness may select one of the following options: Place player on Reserve/Physically Unable to Perform or Reserve/Non-Football Injury or Illness, whichever is applicable; terminate or request waivers with the designation of Failed Physical or Non-Football Injury or Illness, whichever is applicable; request waivers; terminate contract; trade contract; or continue to count the player on the Active/Physically Unable to Perform or Active/Non-Football Injury or Illness List.</p>
<p>Aug. 30</p>	<p>Prior to 4:00 p.m., New York time, clubs must reduce rosters to a maximum of 53 players on the Active/Inactive List. Simultaneously with the roster reduction to 53 players, clubs that have players in the categories of Active/Physically Unable to Perform or Active/Non-Football Injury or Illness must select one of the following options: Place player on Reserve/Physically Unable to Perform or Reserve/Non-Football Injury or Illness, whichever is applicable; terminate or request waivers with the designation of Failed Physical or Non-Football Injury or Illness, whichever is applicable; request waivers; terminate contract; trade contract; or continue to count the player on the Active List. Players who are on the Reserve List or Exempt List and are not counting against the 90-player limit will begin to count against the 90-player limit.</p>
<p>Aug. 31</p>	<p>Claiming period for players placed on waivers at the final roster reduction will expire at 12:00 noon, New York time.</p> <p>Upon receipt of the subsequent Personnel Notice, clubs may establish a Practice Squad of 16 players, (clubs participating in the International Player Development Program may sign one additional international player to a Practice Player Contract). No club, including the player's prior club, will be permitted to sign a player to a Practice Player Contract until all clubs have received simultaneous notification via the above Personnel Notice that such player's prior NFL Player Contract has been terminated via the waiver system.</p>
<p>Aug. 31</p>	<p>Beginning at 4:00 p.m., New York time, any player placed on Reserve/Injured, Reserve/Non-Football Injury or Illness, or Practice Squad/Injured during the regular season or postseason, may be designated for return later in the season, subject to the applicable procedures.</p>
<p>Sept. 4</p>	<p>Final day of preseason training camp for all clubs, as defined in CBA Article 23, Section 10.</p>
<p>Sept. 5-10</p>	<p>In accordance with the Personnel (Injury) Report Policy, each club is required to file a Practice Report with the NFL Communications department by 4:00 p.m., New York time (or as soon as possible after the completion of practice) every Wednesday, Thursday and Friday for a Sunday game; Monday, Tuesday and Wednesday for a Thursday game; Thursday, Friday and Saturday for a Monday game; and Tuesday, Wednesday and Thursday for a Saturday game.</p>
<p>Each club must also file a weekly Game Status Report with the NFL Communications department by 4:00 p.m., New York time (or as soon as possible after the</p>	<p>completion of practice) on Wednesday for a Thursday game, Friday for a Sunday game, Saturday for a Monday game, and Thursday for a Saturday game. An update must be reported if there is any change in a player's condition after the initial Game Status Report is filed.</p>
<p>Sept. 7</p>	<p>At 4:00 p.m., New York time, deadline for all NFL Player Contracts, Practice Player Contracts, tender offers, and miscellaneous amounts to fit within each Club's 2022 Salary Cap, in anticipation of the midnight expiration of the Top 51 Rule.</p>
<p>Sept. 8</p>	<p>At 12:00 a.m., New York time, the Top 51 Rule expires for all NFL Clubs.</p>
<p>Sept. 8, 11-12</p>	<p>First week of regular-season games.</p>
<p>Sept. 9, 12-13</p>	<p>Beginning on these dates, any player with at least four previous pension-credited seasons who is released from his Club's Active List or Inactive List (or from his Club's Reserve/Injured List if placement occurred after the club's first regular-season game) is entitled to claim Termination Pay, after the end of the regular season, subject to the terms and conditions of CBA Article 30.</p>
<p>Oct. 3-4</p>	<p>Beginning on the day after a club's fourth regular season game (including any bye week), it is permitted to begin practicing players on Reserve/Physically Unable to Perform and Reserve/Non-Football Injury or Illness (if the player failed his preseason physical due to a non-football injury or illness) for a period not to exceed 21 days. Players may be activated during the 21-day practice period, or prior to 4:00 p.m., New York time, on the day after the conclusion of the 21-day period.</p>
<p>Oct. 18-19</p>	<p>Fall League Meeting, The Conrad Hotel; New York, N.Y.</p>
<p>Nov. 1</p>	<p>All trading ends for 2022 at 4:00 p.m., New York time.</p>
<p>Nov. 2</p>	<p>Players with at least four previous pension-credited seasons are subject to the waiver system for the remainder of the regular season and postseason.</p>
<p>Nov. 7</p>	<p>Any increase in a player's 2022 Salary from a renegotiation or extension that is received by the Management Council after 4:00 p.m., New York time, on this day, will be treated as Signing Bonus, and prorated over the entire term of the Player Contract, including 2022.</p>
<p>Nov. 15</p>	<p>At 4:00 p.m., New York time, signing period ends for Franchise Players who are eligible to receive Offer Sheets.</p>
<p>Nov. 15</p>	<p>Prior to 4:00 p.m., New York time, deadline for Clubs to sign their unsigned Franchise and Transition Players, including Franchise Players who were eligible to receive Offer Sheets until this date. If still unsigned after this date, such players are prohibited from playing in NFL in 2022.</p>
<p>Nov. 15</p>	<p>Prior to 4:00 p.m., New York time, deadline for Clubs to sign their Unrestricted Free Agents to whom the "UFA Tender" was made. If still unsigned after this date, such players are prohibited from playing in NFL in 2022.</p>

## IMPORTANT DATES, 2022-23

- |   |  |
|---|--|
| <p>Nov. 15 Prior to 4:00 p.m., New York time, deadline for Clubs to sign their Restricted Free Agents, including those to whom the "June 1 Tender" was made. If such players remain unsigned after this date, they are prohibited from playing in NFL in 2022.</p> <p>Dec. 1, 3, 5 Deadline at 4:00 p.m., New York time, on the last business day prior to a club's Week 13 game for reinstatement of players in Reserve List categories of Retired, Did Not Report, and Exclusive Rights, and of players who were placed on Reserve/Left Squad in a previous season.</p> <p>Dec. 13 NFLMC Labor Seminar, Four Seasons-Las Colinas; Irving, Texas.</p> <p>Dec. 13-14 Special League Meeting, Four Seasons-Las Colinas; Irving, Texas.</p> <p>Dec. 15 Deadline for all Clubs to submit their individual lists of players who received, or filed a grievance for, the Basic or Extended Injury Protection Benefit for the 2022 season.</p> <p>Jan. 7 A claiming period of 24 hours shall be in effect for any waivers requested during the period from the Saturday of the final regular-season weekend through the conclusion of the final postseason game, except for waiver requests on Friday and Saturday of each week, which shall expire at 4:00 p.m., New York time, on the following Monday.</p> <p>Assignment of player contracts will be deferred until the first business day after the Pro Bowl or the Super Bowl, whichever occurs later.</p> <p>Terminations of player contracts will occur at the expiration of the claiming period.</p> <p>A club that is participating in the playoffs may sign players whose contracts have been terminated to its Active/Inactive List, Practice Squad, or Reserve/Future List. A club whose playing season has concluded may sign such players to its Reserve/Future List only.</p> <p>Jan. 7-8 Final week of regular-season games.</p> <p>Jan. 9 Clubs may begin signing free agent players for the 2023 season.</p> <p>Jan. 9 Earliest permissible date for clubs to renegotiate or extend the Rookie Contract of a Drafted Rookie who was selected in any round of the 2020 College Draft or any Undrafted Rookie who signed in 2021. Any permissible renegotiated or extended Player Contract will not be considered a Rookie Contract, and will not be subject to the rules that limit Rookie Contracts.</p> <p>Jan. 9 Prior to 4:00 p.m., New York time, clubs must provide the Management Council with written notice, signed by the individual club's owner, indicating the amount, if any, of the club's 2022 League Year Salary Cap Room to be credited to the club's 2023 Team Salary.</p> <p>Jan. 14-16 Super Wild Card Weekend.</p> | <p>Jan. 16 Special Eligibility Deadline. Deadline for college players who are underclassmen to apply for Special Eligibility. A list of underclassmen who have been approved for entry into the 2023 College Draft will be sent to clubs on Jan. 20.</p> <p>Jan. 21-22 Divisional Playoff Games.</p> <p>Jan. 29 AFC &amp; NFC Championship Games.</p> <p>Jan. 31 Deadline for any player claiming the Extended Injury Protection Benefit for the 2023 season to notify his former Club in writing.</p> <p>Feb. 3 Deadline for non-playoff clubs to submit their individual lists of Physician-Certified 2023 Basic Injury Protection Benefit Candidates to the Management Council.</p> <p>Feb. 12 Super Bowl LVII, State Farm Stadium; Glendale, Ariz.</p> <p>Feb. 13 Waiver system begins for 2023. A 24-hour claiming period will be in effect through the Friday prior to the last regular-season game (waiver requests made on Friday and Saturday of each week will expire at 4:00 p.m., New York time, on the following Monday). Players with at least four previous pension-credited seasons whom a club desires to terminate are not subject to the waiver system until after the trading deadline.</p> <p>Feb. 13 Beginning the first business day after the Super Bowl through the opening of the first training camp for Rookies in 2023, clubs must report all tryouts and visits to the League office; however, such transactions will not be reported to other clubs.</p> <p>Feb. 16 Deadline for playoff clubs to submit their individual lists of Physician-Certified 2023 Basic Injury Protection Benefit Candidates to the Management Council.</p> <p>Feb. 21 Beginning this date through 4:00 p.m., New York time on March 7 clubs may designate Franchise or Transition Players.</p> <p>Feb. 28 NFL Scouting Combine begins, Lucas Oil Stadium; Indianapolis, Ind. (Feb. 28-March 6).</p> <p>March 7 Prior to 4:00 p.m., New York time, deadline for clubs to designate Franchise or Transition Players.</p> <p>March 7 College Pro Days Begin. Workouts of a school's Pro Day-eligible players with players outside of the scheduled Pro Day activities are prohibited. Private dinners, meetings, interviews are permitted.</p> <p>March 7 Draft-Eligible Facility Visits Begin (March 7-April 19). Clubs permitted 30 non-local players for physical exams/visits; no on-field workouts.</p> <p>March 7 Video or telephone interviews with draft-eligible players begin (March 7-April 26). Three video or telephone interviews per player; no longer than one hour in length.</p> <p>March 8-9 Deadline for clubs (60 days after final regular-season game) to conduct physical examinations pursuant to CBA Article 45, Section 7(a) for players claiming the Extended Injury Protection Benefit for the 2023 season.</p> |
|---|--|

## IMPORTANT DATES, 2022-23

<p><b>March 13-15</b> Negotiation Period. During the period beginning at 12:00 noon, New York time, on March 13 and ending at 3:59:59 p.m., New York time, on March 15, clubs are permitted to contact, and enter into contract negotiations with, the certified agents of players who will become Unrestricted Free Agents upon the expiration of their 2022 Player Contracts at 4:00 p.m., New York time, on March 15.</p> <p>During the above two-day negotiating period, a prospective UFA who is not represented by an NFLPA Certified Contract Advisor is permitted to communicate directly with a new club's front office officials (excluding the Head Coach and other members of the club's coaching staff) regarding contract negotiations.</p> <p>No prospective Unrestricted Free Agent is permitted to execute a contract with a new club until 4:00 p.m., New York time, on March 15.</p> <p><b>March 15</b> End/Start of League Year. Prior to 4:00 p.m., New York time, clubs must exercise options for 2023 on all players who have option clauses in their 2022 contracts.</p> <p>Prior to 4:00 p.m., New York time, clubs must submit Qualifying Offers to their Restricted Free Agents with expiring contracts to retain a Right of First Refusal/Compensation.</p> <p>Prior to 4:00 p.m., New York time, clubs must submit a Minimum Salary Tender to retain exclusive negotiating rights to their players with expiring 2022 contracts who have fewer than three Accrued Seasons of free agency credit.</p> <p>Top 51 Rule is in effect. All clubs must be under the 2023 Salary Cap prior to 4:00 p.m., New York time.</p> <p>All 2022 NFL player contracts will expire at 4:00 p.m., New York time.</p> <p>The 2023 League Year and Free Agency period begin at 4:00 p.m., New York time.</p> <p>The first day of the 2023 League Year will end at 11:59:59 p.m., New York time, on March 15. Clubs will receive a Personnel Notice that will include all transactions submitted to the League office during the period between 4:00 p.m., New York time, and 11:59:59 p.m., New York time, on March 15.</p> <p><b>March 15</b> Trading period for 2023. Trading begins at 4:00 p.m., New York time, after expiration of all 2022 contracts.</p> <p><b>March 15</b> Commencing at 4:00 p.m., New York time, Clubs may designate up to two Player Contracts that, if terminated on or prior to June 1, 2023, and if not renegotiated after Jan. 9, 2023, shall be treated as if terminated on June 2, subject to the further requirements of CBA Article 13, Section 6(b)(ii)(1).</p> <p><b>March 23</b> Deadline for all Clubs to submit their individual lists of Physician-Certified Candidates for the 2023 Extended Injury Protection Benefit.</p> <p><b>March 26-29</b> Annual League Meeting, The Biltmore; Phoenix, Ariz.</p>	<p><b>March 30</b> Deadline for clubs to meet 2023 funding requirements for guaranteed or deferred compensation in NFL Player Contracts and contracts for non-player Club employees.</p> <p><b>April 3</b> Clubs that hired a new Head Coach after the end of the 2022 regular season may begin offseason workout programs.</p> <p><b>April 17</b> Clubs with returning Head Coaches may begin offseason workout programs.</p> <p><b>April 19</b> Deadline for clubs to time, test, visit, interview, or conduct a physical examination with a draft-eligible player at its club facility.</p> <p><b>April 21</b> Deadline for Restricted Free Agents to sign Offer Sheets.</p> <p><b>April 26</b> Deadline for Prior Club to exercise Right of First Refusal to Restricted Free Agents.</p> <p><b>April 27</b> Deadline for clubs to time, test, visit, interview (including video and phone calls), or conduct a physical examination with a draft-eligible player at any location.</p> <p><b>April 27-29</b> Annual Selection Meeting/NFL Draft; Kansas City, Mo.</p> <p><b>May 1</b> Deadline for Prior Club to send "May 1 Tender" to its unsigned Unrestricted Free Agents. If the player has not signed a Player Contract with a Club by July 22 or the first scheduled day of the first NFL training camp, whichever is later, he may negotiate or sign a Player Contract from that date until the Tuesday following the 10th weekend of the regular season, at 4:00 p.m., New York time, only with his Prior Club.</p> <p><b>May 1</b> Deadline for Clubs to exercise Fifth-Year Option for players selected in the first round of the 2020 Draft.</p> <p><b>May 5-8</b> or <b>Clubs may elect to hold their one three-day post-Draft</b>  <b>May 12-15</b> rookie minicamp from Friday through Sunday or Saturday through Monday on one of the two weekends following the Draft.</p> <p><b>May 15</b> Rookie Football Development Programs begin.</p> <p><b>May 18-21</b> NFLPA Rookie Premiere (tentative).</p> <p><b>May 22-24</b> Spring League Meeting (TBD).</p>
--	---



## WHAT TO LOOK FOR IN 2022

**STEFON DIGGS**, Buffalo, needs 105 receptions to become the sixth player ever with 700 receptions in his first eight career seasons, joining Marvin Harrison (759 receptions), DeAndre Hopkins (747), Antonio Brown (733), Torry Holt (712) and Brandon Marshall (712). Diggs has 595 receptions in his first seven seasons.

**TREVON DIGGS**, Dallas, needs six interceptions to become the fifth player in the Super Bowl era with at least 20 interceptions in his first three seasons, joining Lem Barney (25 interceptions), Everson Walls (22), Ed Reed (21) and Richard Sherman (20). Diggs enters the season with 14 career interceptions. Diggs also:

Needs 10 interceptions to join Don Doll (1949-50) and Tom Keane (1952-53) as the only players in NFL history to record at least 10 interceptions in consecutive seasons.

**AARON DONALD**, Los Angeles Rams, needs 12 sacks to become the fourth player since 1982 with at least 110 sacks in his first nine NFL seasons, joining Reggie White (137 sacks), Jared Allen (117) and DeMarcus Ware (117). Donald has 98 sacks in his first eight seasons. Donald also:

Needs 12 sacks to become the second player since 1982 with at least 12 sacks in five consecutive seasons, joining Lawrence Taylor (five consecutive seasons from 1985-89).

Needs eight sacks to become the third player since 1982 with at least eight sacks in each of his first nine NFL seasons, joining Derrick Thomas (first 10 seasons) and Reggie White (14 seasons).

**AUSTIN EKELE**, Los Angeles Chargers, needs one touchdown reception to surpass James White (24 touchdown receptions) for the most touchdown receptions by a running back in his first six seasons since 1970. Ekeler also:

Needs four games with both a rushing touchdown and receiving touchdown to become the first player ever with 10 such games within his first six seasons.

Needs 237 receiving yards to surpass Priest Holmes (2,962 receiving yards) for the most receiving yards by an undrafted running back in the common-draft era. Ekeler enters the season with 2,726 career receiving yards.

**EZEKIEL ELLIOTT**, Dallas, needs at least 1,250 scrimmage yards and eight touchdowns to join LaDainian Tomlinson as the only players to accomplish the feat in each of their first seven seasons in NFL history. Elliott also:

Needs at least 950 rushing yards and six rushing touchdowns to join Eric Dickerson, Adrian Peterson and LaDainian Tomlinson as the only players ever to accomplish the feat in each of their first seven seasons.

**MIKE EVANS**, Tampa Bay, needs 1,000 receiving yards to become the first player with at least 1,000 receiving yards in each of his first nine seasons in NFL history and can join Jerry Rice (11 seasons, 1986-96) and Tim Brown (nine, 1993-2001) as the only players with at least 1,000 receiving yards in nine consecutive seasons. Evans also:

Needs 13 touchdown receptions to become the fourth player in NFL history with at least 13 touchdown receptions in three consecutive seasons, joining Lance Alworth (1964-66), Terrell Owens (2000-02) and Jerry Rice (1989-91, 1993-95).

**MYLES GARRETT**, Cleveland, needs seven sacks within his first seven games of the season to surpass Von Miller (65 sacks) and Derrick Thomas (65) for the fourth-most sacks by a player in his first 75 NFL games since 1982. Only Reggie White (83), J.J. Watt (70.5) and T.J. Watt (67) have more. Garrett enters the season with 58.5 sacks in 68 career games.

**JARED GOFF**, Detroit, needs seven games with at least 300 passing yards to tie Andrew Luck (33 games) for the second-most such games by a player in his first seven seasons in NFL history. Only Dan

Marino (37) has more. Goff enters the season with 26 career games of at least 300 passing yards.

**MELVIN GORDON**, Denver, needs eight rushing touchdowns to become the fifth running back in NFL history with at least eight rushing touchdowns in six consecutive seasons, joining LaDainian Tomlinson (nine seasons), Jim Brown (seven), Adrian Peterson (seven) and Emmitt Smith (seven).

**NAJEE HARRIS**, Pittsburgh, needs 89 receptions to surpass Alvin Kamara (162 receptions) for the second-most by a running back in his first two seasons in NFL history. Only Christian McCaffrey (187) has more. Harris totaled 74 receptions in his rookie season.

**DERRICK HENRY**, Tennessee, needs 10 rushing touchdowns to become the fifth running back all-time with at least 10 rushing touchdowns in five consecutive seasons, joining LaDainian Tomlinson (nine consecutive seasons), Adrian Peterson (seven), Shaun Alexander (five) and Michael Turner (five). Henry also:

Needs two games with at least 200 rushing yards to surpass Adrian Peterson (six games) and O.J. Simpson (six) for the most such games in NFL history.

Needs three games with at least 150 rushing yards to surpass Jim Brown (13 games) and LaDainian Tomlinson (12) for the second-most such games in NFL history. Only Barry Sanders (25 games) has more.

**JUSTIN HERBERT**, Los Angeles Chargers, needs 30 touchdown passes to surpass Dan Marino (98 touchdown passes) for the most by a player through his first three seasons in NFL history. Herbert enters the season with 69 touchdown passes. Herbert also:

Needs 30 touchdown passes to become the first player ever to record at least 30 touchdown passes in each of his first three seasons.

Needs 3,608 passing yards to surpass Andrew Luck (12,957 passing yards) for the most by a player through his first three seasons in NFL history. Herbert enters the season with 9,350 passing yards.

Needs 4,000 passing yards to become the first player ever to record at least 4,000 passing yards in each of his first three seasons.

**TYREEK HILL**, Miami, needs six touchdown receptions to become the fifth player in NFL history to record at least six touchdown receptions in each of his first seven seasons, joining Larry Fitzgerald, Marvin Harrison, Don Hutson and Randy Moss. Hill also:

Needs seven touchdowns to join Randy Moss as the only wide receivers in NFL history with at least seven touchdowns in each of their first seven seasons.

**DEANDRE HOPKINS**, Arizona, needs 61 receptions to become the fourth player with at least 850 receptions in his first 10 career seasons, joining Marvin Harrison (927 receptions), Brandon Marshall (882) and Torry Holt (869). Hopkins has 789 receptions in his first nine seasons.

**JALEN HURTS**, Philadelphia, needs seven rushing touchdowns to become the fourth quarterback all-time with at least 20 rushing touchdowns in his first three seasons, joining Cam Newton (28 rushing touchdowns), Josh Allen (25) and Kyler Murray (20). Hurts has 13 rushing touchdowns in his first two seasons. Hurts also:

Needs 10 rushing touchdowns to become the first quarterback ever with at least 10 rushing touchdowns in consecutive seasons.

Needs 10 rushing touchdowns to join Cam Newton (three seasons) as the only quarterbacks in league annals with at least 10 rushing touchdowns in multiple seasons.

**J.C. JACKSON**, Los Angeles Chargers, needs eight interceptions to become the first player ever to record at least eight interceptions in three consecutive seasons. Jackson also:

Needs five interceptions to become the fourth player in the Super Bowl era with at least 30 interceptions through his first five seasons,

## WHAT TO LOOK FOR IN 2022

joining Lem Barney (35 interceptions), Everson Walls (34) and Gary Barbaro (31). Jackson has 25 career interceptions.

**LAMAR JACKSON**, Baltimore, needs 827 rushing yards to become the fifth quarterback all-time with at least 4,500 career rushing yards, joining Michael Vick (6,109 rushing yards), Cam Newton (5,628), Randall Cunningham (4,928) and Russell Wilson (4,689). Jackson has 3,673 career rushing yards. Jackson also:

Needs one game with at least 100 rushing yards to surpass Michael Vick (10 games) for the most such games by a quarterback all-time. Jackson has 10 career 100-yard rushing games.

**JUSTIN JEFFERSON**, Minnesota, needs 1,148 receiving yards to surpass Randy Moss (4,163) for the most receiving yards by a player through his first three seasons in NFL history. Jefferson has 3,016 career receiving yards. Jefferson also:

Needs 1,400 receiving yards to become the first player ever to accomplish the feat in each of his first three seasons.

Needs 104 receptions to join Michael Thomas (321 receptions) and Christian McCaffrey (303) as the only players ever with at least 300 receptions through their first three seasons. Jefferson has 196 career receptions.

Needs six games with at least 100 receiving yards to surpass Odell Beckham Jr. (19 games) and Randy Moss (19) for the most such games by a player through his first three seasons in NFL history. Jefferson has 14 career games with at least 100 receiving yards.

**MAC JONES**, New England, needs eight games with a passer rating of 100-or-higher to become the fifth quarterback all-time to have 15 such games in his first two seasons, joining Russell Wilson (17), Dak Prescott (16), Justin Herbert (15) and Dan Marino (15). Jones had seven games with a passer rating of 100-or-higher as a rookie in 2021. Jones also:

Needs 348 completions to become the third quarterback with at least 700 completions in his first two career seasons all-time, joining Justin Herbert (839 completions) and Kyler Murray (724). Jones has 352 career completions.

**CAMERON JORDAN**, New Orleans, needs seven sacks to become the sixth player since 1982 to record at least seven sacks in 11 consecutive NFL seasons, joining Reggie White (14 consecutive seasons), Chris Doleman (13), John Randle (12), Robert Mathis (11) and Derrick Thomas (11). Jordan also:

Needs 12 sacks to become the sixth player since 1982 to record at least six career NFL seasons with at least 12 sacks, joining Reggie White (10 seasons), Kevin Greene (eight), Bruce Smith (eight), Leslie O'Neal (seven) and Simeon Rice (six).

**ALVIN KAMARA**, New Orleans, needs 62 receptions to surpass Roger Craig (434 receptions) for the most receptions by a running back in his first six seasons in NFL history. Kamara has 373 career receptions. Kamara also:

Needs five touchdown receptions to become the first running back with at least five touchdown receptions in four career seasons since 1970. Kamara had five touchdown receptions in 2017, 2020 and 2021.

**TRAVIS KELCE**, Kansas City, needs 96 receptions to become the fifth tight end in NFL history with at least 800 career receptions, joining Tony Gonzalez (1,325), Jason Witten (1,228), Antonio Gates (955) and Shannon Sharpe (815). Kelce has 704 receptions in nine career seasons. Kelce also:

Needs 994 receiving yards to become the fifth tight end in NFL history with at least 10,000 career receiving yards, joining Tony Gonzalez (15,127), Jason Witten (13,046), Antonio Gates (11,841) and Shannon Sharpe (10,060).

Needs 1,000 receiving yards to become the first tight end in NFL history with seven career seasons of at least 1,000 receiving yards. Kelce has at least 1,000 receiving yards in each of the past six seasons.

Needs 103 receptions to surpass Jason Witten (806 receptions) for the most receptions by a tight end in his first 10 seasons in NFL history.

Needs four games with at least 100 receiving yards to surpass Rob Gronkowski (32 games) and Tony Gonzalez (31 games) for the most such games by a tight end in NFL history. Kelce has 29 career games with at least 100 receiving yards.

**GEORGE KITTLE**, San Francisco, needs 65 receptions to become the sixth tight end ever with at least 400 receptions in his first six seasons, joining Zach Ertz (437 receptions), Jimmy Graham (434), Jason Witten (429), Travis Kelce (410) and Antonio Gates (400). Kittle has 335 career receptions. Kittle also:

Needs 511 receiving yards to become the sixth tight end in NFL history with at least 5,000 receiving yards in his first six seasons, joining Rob Gronkowski (5,555), Jimmy Graham (5,357), Travis Kelce (5,236), Kellen Winslow Sr. (5,176) and Antonio Gates (5,066). Kittle has 4,489 career receiving yards.

Needs 500 receiving yards to become the fifth tight end all-time with at least 500 receiving yards in each of his first six seasons, joining Rob Gronkowski, Keith Jackson, Ozzie Newsome and Jeremy Shockey.

**COOPER KUPP**, Los Angeles Rams, can become the fourth player since 1970 to lead the league or tie for the lead in touchdown receptions in consecutive seasons, joining Jerry Rice (1986-87, 1989-91), Terrell Owens (2001-02) and Larry Fitzgerald (2008-09). Kupp led the NFL with 16 touchdown receptions in 2021. Kupp also:

Needs at least five receptions in each of his first three games to surpass DeAndre Hopkins (23 consecutive games from 2018-20) for the second-longest such streak in NFL history. Only Antonio Brown (36 games from 2013-15) has a longer streak. Since Week 13 of the 2020 season, Kupp has at least five receptions in 21 consecutive games.

**MATT LAFLEUR**, Green Bay, can become the first coach since 1970 to win at least 13 games in each of his first four seasons as an NFL head coach. LaFleur also:

Needs 14 wins to surpass George Seifert (52 wins) for the most-ever by a head coach in his first four seasons. LaFleur has 39 career regular-season wins through three seasons.

Needs 11 wins within the team's first 12 games of the season to surpass Paul Brown (62 games) and George Seifert (62) as the fastest head coach in NFL history to reach 50 career wins. LaFleur has 39 wins in 49 career games.

**TREVOR LAWRENCE**, Jacksonville, needs 341 completions to become the third player in NFL history with at least 700 completions through his first two seasons, joining Justin Herbert (839 completions) and Kyler Murray (724). Lawrence totaled 359 completions in his rookie season.

**DARIUS LEONARD**, Indianapolis, needs four interceptions to become the third linebacker in the Super Bowl era with at least 15 in his first five seasons, joining Jack Ham (17 interceptions) and Stan White (16). Leonard has 11 career interceptions.

**PATRICK MAHOMES**, Kansas City, needs at least 4,500 passing yards and 35 touchdown passes to become the fourth quarterback all-time with four such career seasons, joining Tom Brady (five), Drew Brees (four) and Peyton Manning (four). Mahomes also:

Needs 35 touchdown passes to become the fifth quarterback all-time with four career seasons with at least 35 touchdown passes, joining Tom Brady (six), Aaron Rodgers (six), Drew Brees (four) and Peyton Manning (four).





## WHAT TO LOOK FOR IN 2022

**MATT RYAN**, Indianapolis, needs at least 3,500 passing yards to become the fifth player in NFL history to reach the mark in 13 consecutive seasons, joining Drew Brees (14), Tom Brady (13), Peyton Manning (13) and Philip Rivers (13).

Needs 265 passing yards in his first game to become the second-fastest player ever (223 games) to reach 60,000 career passing yards. Only Drew Brees (215) reached the mark in fewer games.

Needs one game with at least 300 passing yards to surpass Philip Rivers (73 games) for the fourth-most such games in NFL history, trailing only Drew Brees (123), Tom Brady (108) and Peyton Manning (93).

Needs 20 touchdown passes to become the third player in NFL history to reach the mark in 14 consecutive seasons, joining Drew Brees (17 seasons) and Philip Rivers (15).

**AMON-RA ST. BROWN**, Detroit, needs eight receptions in his first game to become the fifth player ever to record at least eight receptions in seven consecutive games, joining Antonio Brown (eight consecutive games in 2014), Michael Thomas (eight in 2019), Anquan Boldin (seven in 2005) and Travis Kelce (seven in 2020). St. Brown recorded at least eight receptions in each of his final six games of the 2021 season.

**MATTHEW STAFFORD**, Los Angeles Rams, needs 4,000 passing yards to become the seventh player ever to have 10 such career seasons, joining Peyton Manning (14), Tom Brady (13), Drew Brees (12), Philip Rivers (12), Aaron Rodgers (10) and Matt Ryan (10). Stafford also:

Needs 381 completions to surpass Peyton Manning (4,682) for the third-most all-time completions by a quarterback in his first 14 seasons. Stafford has 4,302 career completions.

**JONATHAN TAYLOR**, Indianapolis, needs 2,062 scrimmage yards to surpass Jamal Lewis (5,700 scrimmage yards) for the third-most scrimmage yards by a player in his first three seasons in NFL history. Only LaDainian Tomlinson (6,145) and Eric Dickerson (5,816) have more. Taylor has 3,639 scrimmage yards. Taylor also:

Needs 16 touchdowns to surpass Barry Sanders (47 touchdowns) for the most-ever by a player in his first three seasons. Taylor has 32 career touchdowns.

Needs eight games with at least 100 rushing yards and a rushing touchdown to surpass Earl Campbell (19 games) and Eric Dickerson (19) for the most such games by a player in his first three seasons in NFL history. Taylor has 12 career games with at least 100 rushing yards and a rushing touchdown.

Needs six games with at least two touchdowns to surpass Marcus Allen (13 games), Jim Brown (13), Eric Dickerson (13), Larry Johnson (13) and Alvin Kamara (13) for the most such games by a player in his first three seasons in NFL history. Taylor has eight career games with at least two touchdowns.

**ADAM THIELEN**, Minnesota, needs 10 touchdown receptions to join Antonio Gates (four seasons) as the only undrafted players in the common-draft era to record at least 10 touchdown receptions in three different seasons. Thielen also:

Needs five touchdown receptions to join Antonio Gates (12 seasons) and Rod Smith (seven seasons) as the only undrafted players in the common-draft era to record at least five touchdown receptions in six different seasons.

Needs two touchdown receptions to surpass Wes Welker (50 touchdown receptions) for the third-most by an undrafted player in the common-draft era. Only Antonio Gates (116) and Rod Smith (68) have more.

**JAYLEN WADDLE**, Miami, needs 93 receptions to surpass Justin Jefferson (196 receptions) and Michael Thomas (196) for the most-ever by a player in his first two seasons. Waddle had an NFL rookie-record 104 receptions in 2021. Waddle also:

Needs 100 receptions to become the first player ever to record at least 100 receptions in each of his first two seasons.

Needs two games with at least 10 receptions to surpass Odell Beckham Jr. (four games) and Christian McCaffrey (four) for the most such games by a player in his first two seasons in NFL history. Waddle had three such games as a rookie in 2021.

**T.J. WATT**, Pittsburgh, can become the first player to lead the league in sacks in three different seasons since 1982. Watt also:

Needs nine sacks to surpass DeMarcus Ware (80 sacks) for the second-most sacks by a player in his first six NFL seasons since 1982. Only Reggie White (95) has more. Watt has 72 career sacks.

Needs 13 sacks to become the first player since 1982 to record at least 13 sacks in five consecutive seasons.

Needs 15 sacks to join Reggie White (1986-88) as the only players since 1982 to record at least 15 sacks in three consecutive NFL seasons.

Needs 20 sacks to become the first player since 1982 to record at least 20 sacks in consecutive seasons.

**RUSSELL WILSON**, Denver, needs 13 wins to surpass Tom Brady (125) for the most wins, including the postseason, by a starting quarterback in his first 11 seasons. Wilson has won 113 starts, including the postseason, since entering the NFL in 2012.

Needs 3,000 passing yards and 20 touchdown passes to join Peyton Manning as the only players to reach those marks in each of their first 11 seasons.

Needs 42 touchdown passes to surpass Peyton Manning (333) for the most by a player in his first 11 seasons in NFL history. Wilson has 292 career touchdown passes.

Needs 10 games with at least two touchdown passes to surpass Peyton Manning (101) for the most such games by a player in his first 11 seasons all-time. Wilson has 92 career games with at least two touchdown passes.

## NFL ACTIVE STATISTICAL LEADERS

### TOP ACTIVE PASSERS

1,000-or-more attempts

	Yrs.	Att.	Comp.	Pct. Comp.	Yards	TD	Pct. TD	Had Int.	Pct. Int.	Rating Pts.
1. Patrick Mahomes	5	2,345	1,550	66.1	18,991	151	6.4	37	1.6	105.8
2. Deshaun Watson	4	1,748	1,186	67.8	14,539	104	5.9	36	2.1	104.5
3. Aaron Rodgers	17	7,118	4,651	65.3	55,360	449	6.3	93	1.3	104.5
4. Russell Wilson	10	4,735	3,079	65.0	37,059	292	6.2	87	1.8	101.8
5. Jimmy Garoppolo	8	1,418	960	67.7	11,852	71	5.0	38	2.7	98.9
6. Dak Prescott	6	2,889	1,924	66.6	22,083	143	4.9	50	1.7	98.7
7. Kirk Cousins	10	4,223	2,825	66.9	32,593	223	5.3	91	2.2	98.6
8. Lamar Jackson	4	1,329	852	64.1	9,967	84	6.3	31	2.3	98.1
9. Justin Herbert	2	1,267	839	66.2	9,350	69	5.4	25	2.0	97.9
10. Tom Brady	22	11,317	7,263	64.2	84,520	624	5.5	203	1.8	97.6
11. Matt Ryan	14	8,003	5,242	65.5	59,735	367	4.6	170	2.1	94.2
12. Kyler Murray	3	1,581	1,057	66.9	11,480	70	4.4	34	2.2	93.9
13. Derek Carr	8	4,456	2,896	65.0	31,700	193	4.3	85	1.9	92.4
14. Ryan Tannehill	9	4,209	2,702	64.2	30,729	199	4.7	102	2.4	91.7
15. Jared Goff	6	2,915	1,868	64.1	21,416	126	4.3	63	2.2	91.5
16. Matthew Stafford	13	6,825	4,302	63.0	49,995	323	4.7	161	2.4	91.1
17. Josh Allen	4	1,999	1,245	62.3	14,114	103	5.2	46	2.3	91.0
18. Teddy Bridgewater	7	1,988	1,323	66.5	14,437	71	3.6	43	2.2	90.7
19. Carson Wentz	6	3,008	1,884	62.6	20,374	140	4.7	57	1.9	90.1
20. Marcus Mariota	7	1,795	1,128	62.8	13,437	77	4.3	45	2.5	89.5
21. Tyrod Taylor	11	1,542	946	61.3	10,736	59	3.8	25	1.6	88.2
22. Jameis Winston	7	2,720	1,665	61.2	20,982	135	5.0	91	3.3	87.8
23. Baker Mayfield	4	1,924	1,185	61.6	14,125	92	4.8	56	2.9	87.8
24. Nick Foles	10	2,045	1,277	62.4	14,003	82	4.0	43	2.1	87.3
25. Andy Dalton	11	5,018	3,122	62.2	35,279	226	4.5	135	2.7	87.0

### TOP ACTIVE SCORERS

(number in parentheses represents 2-point conversions scored)

	Yrs.	TD	FG	PAT	TP
1. Robbie Gould	17	0	420	570	1,830
2. Mason Crosby	15	0	370	696	1,806
3. Matt Prater	15	0	351	538	1,591
4. Nick Folk	14	0	321	426	1,389
5. Justin Tucker	10	0	326	382	1,360
6. Ryan Succop	13	0	289	446	1,313
7. Graham Gano	12	0	284	344	1,196
8. Greg Zuerlein	10	0	264	339	1,131
9. Randy Bullock	9	0	194	257	839
10. Brandon McManus	8	0	195	252	837
11. Chris Boswell	7	0	182	231	777
12. Dustin Hopkins	7	0	181	209	752
13. Jason Myers	7	0	161	239	722
14. Cairo Santos	8	0	164	224	716
15. Wil Lutz	5	0	142	253	679
16. Harrison Butker	5	0	146	233	671
17. Rob Gronkowski	11	93	0	0(1)	560
18. Jake Elliott	5	0	118	175	529
19. Ka'imi Fairbairn	5	0	119	161	518
20. Jimmy Graham	12	85	0	0(2)	514
21. Mike Evans	8	76	0	0(4)	464
22. Daniel Carlson	4	0	109	133	460
Cam Newton	11	76	0	0(2)	460
24. Mark Ingram	11	74	0	0(5)	454
25. Davante Adams	8	73	0	0(4)	446

### TOP ACTIVE SCORERS (TOUCHDOWNS)

	Yrs.	Rush	Rec.	Ret.	Tot.
1. Rob Gronkowski	11	1	92	0	93
2. Jimmy Graham	12	0	85	0	85
3. Mike Evans	8	0	75	1	76
Cam Newton	11	75	1	0	76
5. Mark Ingram	11	64	10	0	74
6. Davante Adams	8	0	73	0	73
7. Ezekiel Elliott	6	56	12	0	68
A.J. Green	10	0	68	0	68
Derrick Henry	6	65	3	0	68
DeAndre Hopkins	9	0	68	0	68
Alvin Kamara	5	47	20	1	68
12. Melvin Gordon	7	53	14	0	67
Tyreek Hill	6	6	56	5	67
14. DeSean Jackson	14	4	58	4	66
15. Julio Jones	11	0	61	1	62
16. Travis Kelce	9	2	57	1	60
17. David Johnson	7	39	18	1	58
18. Odell Beckham Jr.	8	1	56	0	57
19. Randall Cobb	11	0	52	4	56
20. Marvin Jones	9	0	55	0	55
21. T.Y. Hilton	10	0	53	1	54
22. Aaron Jones	5	41	12	0	53
23. Emmanuel Sanders	12	1	51	0	52
24. Latavius Murray	8	49	2	0	51
Adam Thielen	8	1	49	1	51

## NFL ACTIVE STATISTICAL LEADERS

## TOP ACTIVE RUSHERS

	Yrs.	Att.	Yards	TD
1. Mark Ingram	11	1,755	7,878	64
2. Ezekiel Elliott	6	1,650	7,386	56
3. Derrick Henry	6	1,401	6,797	65
4. Melvin Gordon	7	1,477	6,144	53
5. Cam Newton	11	1,118	5,628	75
6. Latavius Murray	8	1,310	5,492	49
7. Carlos Hyde	8	1,225	4,979	37
8. Dalvin Cook	5	1,018	4,820	39
9. Nick Chubb	4	908	4,816	36
10. Devonta Freeman	8	1,138	4,720	38
11. Russell Wilson	10	846	4,689	23
12. Joe Mixon	5	1,104	4,564	33
13. Jordan Howard	6	1,018	4,361	37
14. Alvin Kamara	5	912	4,238	47
15. Aaron Jones	5	822	4,163	41
16. David Johnson	7	995	4,047	39
17. Leonard Fournette	5	943	3,810	31
18. Giovani Bernard	9	929	3,755	22
19. Lamar Jackson	4	615	3,673	21
20. Christian McCaffrey	5	781	3,587	30
21. Kareem Hunt	5	772	3,557	28
22. Chris Carson	5	769	3,502	24
23. Kenyan Drake	6	758	3,384	29
24. Aaron Rodgers	17	685	3,372	34
25. Tevin Coleman	7	777	3,293	24

## TOP ACTIVE PASS RECEIVERS

	Yrs.	No.	Yards	TD
1. Julio Jones	11	879	13,330	61
2. DeAndre Hopkins	9	789	10,581	68
3. Keenan Allen	9	730	8,535	48
4. Jimmy Graham	12	713	8,506	85
5. Travis Kelce	9	704	9,006	57
Emmanuel Sanders	12	704	9,245	51
7. A.J. Green	10	703	10,278	68
8. Jarvis Landry	8	688	7,598	37
9. Davante Adams	8	669	8,121	73
10. Zach Ertz	9	635	6,841	41
11. DeSean Jackson	14	632	11,110	58
12. T.Y. Hilton	10	631	9,691	53
13. Rob Gronkowski	11	621	9,286	92
14. Danny Amendola	13	617	6,212	24
15. Mike Evans	8	606	9,301	75
16. Stefon Diggs	7	595	7,383	48
17. Randall Cobb	11	591	7,168	52
18. Brandin Cooks	8	573	7,917	46
19. Robert Woods	9	570	7,077	35
20. Jared Cook	13	553	7,237	45
21. Cole Beasley	10	550	5,709	34
22. Odell Beckham Jr.	8	531	7,367	56
23. Amari Cooper	7	517	7,076	46
24. Michael Thomas	5	510	5,950	32
25. Marvin Jones	9	496	6,857	55

## TOP ACTIVE SCRIMMAGE YARDS LEADERS

	Yrs.	Rush	Rec	Total	TD
1. Julio Jones	11	118	13,330	13,448	61
2. DeSean Jackson	14	463	11,110	11,573	62
3. DeAndre Hopkins	9	12	10,581	10,593	68
4. A.J. Green	10	93	10,278	10,371	68
5. Mark Ingram	11	7,878	2,057	9,935	74
6. T.Y. Hilton	10	55	9,691	9,746	53
7. Ezekiel Elliott	6	7,386	2,244	9,630	68
8. Emmanuel Sanders	12	202	9,245	9,447	52
9. Mike Evans	8	10	9,301	9,311	75
10. Rob Gronkowski	11	2	9,286	9,288	93
11. Travis Kelce	9	9	9,006	9,015	59
12. Keenan Allen	9	99	8,535	8,634	48
13. Jimmy Graham	12	3	8,506	8,509	85
14. Melvin Gordon	7	6,144	2,244	8,388	67
15. Brandin Cooks	8	302	7,917	8,219	48
16. Davante Adams	8	0	8,121	8,121	73
17. Jarvis Landry	8	239	7,598	7,837	42
18. Derrick Henry	6	6,797	846	7,643	68
19. Robert Woods	9	507	7,077	7,584	40
20. Stefon Diggs	7	160	7,383	7,543	48
21. Odell Beckham Jr.	8	170	7,367	7,537	57
22. Randall Cobb	11	364	7,168	7,532	52
23. Alvin Kamara	5	4,238	3,263	7,501	67
24. Tyreek Hill	6	719	6,630	7,349	62
25. Jared Cook	13	0	7,237	7,237	45

## TOP ACTIVE INTERCEPTORS

	Yrs.	No.	Yards	TD
1. Richard Sherman	11	37	478	3
2. Devin McCourty	12	31	515	2
Marcus Peters	6	31	814	6
4. Joe Haden	12	29	290	2
Patrick Peterson	11	29	317	2
Harrison Smith	10	29	440	4
7. Stephon Gilmore	10	27	465	2
Tashaun Gipson	10	27	591	3
Xavien Howard	6	27	254	2
Janoris Jenkins	10	27	584	8
11. Tyrann Mathieu	9	26	335	3
12. J.C. Jackson	4	25	220	1
13. Casey Hayward	10	24	349	2
14. Kevin Byard	6	23	276	1
Darius Slay	9	23	366	2
16. Chris Harris	11	22	508	4
Micah Hyde	9	22	228	1
18. Duron Harmon	9	21	215	0
Justin Simmons	6	21	352	1
20. Kareem Jackson	12	20	384	3
Jordan Poyer	9	20	169	1
22. Quandre Diggs	7	19	293	2
Kyle Fuller	7	19	199	0
24. Jason McCourty	13	18	174	1
Logan Ryan	9	18	198	1

## NFL ACTIVE STATISTICAL LEADERS

### TOP ACTIVE PUNT RETURNERS

40-or-more punt returns

	Yrs.	No.	Yards	Avg.	TD
1. Gunner Olszewski	3	66	834	12.6	1
2. Nyheim Hines	4	60	751	12.5	2
3. Tyreek Hill	6	86	1,009	11.7	4
4. Braxton Berrios	3	46	527	11.5	0
5. Travis Benjamin	9	112	1,236	11.0	4
6. Jamal Agnew	5	85	931	11.0	4
7. Hunter Renfrow	3	58	606	10.4	0
8. Jakeem Grant	6	118	1,228	10.4	4
9. Tarik Cohen	4	96	985	10.3	1
10. Deonte Harris	3	74	744	10.1	1
11. T.Y. Hilton	10	49	482	9.8	1
12. Dontae Spencer	3	68	667	9.8	1
13. Ray-Ray McCloud	4	81	767	9.5	0
14. Danny Amendola	13	198	1,860	9.4	0
15. Chester Rogers	5	90	844	9.4	0
16. DeSean Jackson	14	140	1,315	9.4	4
17. Trent Taylor	4	56	523	9.3	0
18. Dede Westbrook	5	69	644	9.3	1
19. Patrick Peterson	11	195	1,816	9.3	4
20. Micah Hyde	9	95	884	9.3	3
21. Randall Cobb	11	94	866	9.2	2
22. DeAndre Carter	4	79	723	9.2	0
23. Kalif Raymond	5	77	699	9.1	0
24. Jarvis Landry	8	96	867	9.0	1
25. Desmond King	5	68	609	9.0	2

### TOP ACTIVE PUNTERS

50-or-more punts; leaders based on gross average

	Yrs.	No.	Avg.	LG
1. Jack Fox	2	124	49.2	70
2. Blake Gillikin	1	83	47.7	63
3. Michael Dickson	4	296	47.4	69
4. Tress Way	8	570	47.0	79
5. A.J. Cole	3	175	47.0	74
6. Cameron Johnston	4	291	46.9	69
7. Johnny Hekker	10	727	46.7	78
8. Jake Bailey	3	185	46.7	71
9. Andy Lee	18	1,399	46.6	82
10. Thomas Morstead	13	737	46.6	70
11. Logan Cooke	4	281	46.5	72
12. Ty Long	3	151	46.5	69
13. Bryan Anger	10	716	46.4	73
14. Sam Martin	9	605	46.1	72
15. Brett Kern	14	996	45.9	79
16. Tommy Townsend	2	89	45.9	68
17. Lachlan Edwards	5	376	45.7	70
18. Mitch Wisnowsky	3	175	45.6	67
19. Corey Bojorquez	4	218	45.4	82
20. Riley Dixon	6	441	45.3	71
21. Kevin Huber	13	980	45.3	75
22. Sam Koch	16	1,168	45.3	74
23. Michael Palardy	5	321	45.2	65
24. Pat O'Donnell	8	564	45.1	75
25. Rigoberto Sanchez	5	301	45.1	79

### TOP ACTIVE KICKOFF RETURNERS

40-or-more kickoff returns

	Yrs.	No.	Yards	Avg.	TD
1. Cordarrelle Patterson	9	257	7,552	29.4	8
2. Isaiah Rodgers	2	43	1,193	27.7	1
3. Brandon Wilson	5	58	1,542	26.6	2
4. Andre Roberts	12	258	6,716	26.0	3
5. Braxton Berrios	3	41	1,067	26.0	1
6. Jarvis Landry	8	50	1,292	25.8	0
7. Deonte Harris	3	69	1,770	25.7	0
8. Devin Duvernay	2	49	1,254	25.6	1
9. Tremon Smith	4	75	1,906	25.4	1
10. Ameer Abdullah	7	116	2,944	25.4	0
11. Randall Cobb	11	76	1,926	25.3	1
12. Jamal Agnew	5	86	2,174	25.3	2
13. Tyler Lockett	7	127	3,188	25.1	2
14. Alex Erickson	6	110	2,729	24.8	0
15. Jakeem Grant	6	110	2,699	24.5	2
16. Emmanuel Sanders	12	45	1,083	24.1	0
17. Tony Pollard	3	63	1,500	23.8	1
18. Kenyan Drake	6	41	964	23.5	1
19. Chris Moore	6	46	1,080	23.5	0
20. Kenjon Barner	8	55	1,291	23.5	0
21. Danny Amendola	13	153	3,590	23.5	0
22. DeAndre Carter	4	81	1,887	23.3	1
23. Richie James	3	47	1,081	23.0	1
24. Dontrell Hilliard	4	43	987	23.0	0
25. Taiwan Jones	11	83	1,904	22.9	0

### TOP ACTIVE QUARTERBACK SACKERS

	Yrs.	No.
1. Von Miller	10	115.5
2. Chandler Jones	10	107.5
3. Cameron Jordan	11	107.0
4. Justin Houston	11	102.0
J.J. Watt	11	102.0
6. Robert Quinn	11	101.0
7. Aaron Donald	8	98.0
8. Carlos Dunlap	12	96.0
9. Ryan Kerrigan	11	95.5
10. Calais Campbell	14	93.5
11. Jason Pierre-Paul	12	91.5
12. Everson Griffen	12	85.5
13. Khalil Mack	8	76.5
14. T.J. Watt	5	72.0
15. Ndamukong Suh	12	70.5
16. Cameron Heyward	11	68.0
17. Mario Addison	11	67.0
18. Danielle Hunter	6	60.5
19. Gerald McCoy	11	59.5
20. Brandon Graham	12	59.0
21. Myles Garrett	5	58.5
22. Joey Bosa	6	58.0
Fletcher Cox	10	58.0
Jerry Hughes	12	58.0
25. Yannick Ngakoue	6	55.5

## COACHES RECORDS

ACTIVE COACHES' CAREER RECORDS (Order Based on Career Victories)

Start of 2022 Season

Coach	Team(s)	Regular Season				Pct.	Postseason			Career			Pct.
		Yrs.	Won	Lost	Tied		Won	Lost	Pct.	Won	Lost	Tied	
Bill Belichick	Cleveland Browns, New England Patriots	27	290	143	0	.670	31	13	.705	321	156	0	.673
Andy Reid	Philadelphia Eagles, Kansas City Chiefs	23	233	135	1	.633	19	16	.543	252	151	1	.625
Pete Carroll	New York Jets, New England Patriots, Seattle Seahawks	16	152	104	1	.593	11	10	.524	163	114	1	.588
Mike Tomlin	Pittsburgh Steelers	15	154	85	2	.643	8	9	.471	162	94	2	.632
Mike McCarthy	Green Bay Packers, Dallas Cowboys	15	143	92	2	.608	10	9	.526	153	101	2	.602
John Harbaugh	Baltimore Ravens	14	137	88	0	.609	11	8	.579	148	96	0	.607
Ron Rivera	Carolina Panthers, Washington Commanders	11	90	82	1	.523	3	5	.375	93	87	1	.517
Lovie Smith	Chicago Bears, Tampa Bay Buccaneers, Houston Texans	11	89	87	0	.506	3	3	.500	92	90	0	.505
Sean McVay	Los Angeles Rams	5	55	26	0	.679	7	3	.700	62	29	0	.681
Sean McDermott	Buffalo Bills	5	49	32	0	.605	3	4	.429	52	36	0	.591
Doug Pederson	Philadelphia Eagles, Jacksonville Jaguars	5	42	37	1	.531	4	2	.667	46	39	1	.541
Kyle Shanahan	San Francisco 49ers	5	39	42	0	.481	4	2	.667	43	44	0	.494
Mike Vrabel	Tennessee Titans	4	41	24	0	.631	2	3	.400	43	27	0	.614
Matt LaFleur	Green Bay Packers	3	39	10	0	.796	2	3	.400	41	13	0	.759
Frank Reich	Indianapolis Colts	4	37	28	0	.569	1	2	.333	38	30	0	.559
Todd Bowles	Miami Dolphins, New York Jets, Tampa Bay Buccaneers	5	26	41	0	.388	0	0	---	26	41	0	.388
Kliff Kingsbury	Arizona Cardinals	3	24	24	1	.500	0	1	.000	24	25	1	.490
Kevin Stefanski	Cleveland Browns	2	19	14	0	.576	1	1	.500	20	15	0	.571
Zac Taylor	Cincinnati Bengals	3	16	32	1	.337	3	1	.750	19	33	1	.368
Josh McDaniels	Denver Broncos, Las Vegas Raiders	2	11	17	0	.393	0	0	---	11	17	0	.393
Matt Rhule	Carolina Panthers	2	10	23	0	.303	0	0	---	10	23	0	.303
Nick Sirianni	Philadelphia Eagles	1	9	8	0	.529	0	1	.000	9	9	0	.500
Brandon Staley	Los Angeles Chargers	1	9	8	0	.529	0	0	---	9	8	0	.529
Dennis Allen	Oakland Raiders, New Orleans Saints	3	8	28	0	.222	0	0	---	8	28	0	.222
Dan Campbell	Miami Dolphins, Detroit Lions	2	8	20	1	.293	0	0	---	8	20	1	.293
Arthur Smith	Atlanta Falcons	1	7	10	0	.412	0	0	---	7	10	0	.412
Robert Saleh	New York Jets	1	4	13	0	.235	0	0	---	4	13	0	.235
Brian Daboll	New York Giants	0	0	0	0	---	0	0	---	0	0	0	---
Matt Eberflus	Chicago Bears	0	0	0	0	---	0	0	---	0	0	0	---
Nathaniel Hackett	Denver Broncos	0	0	0	0	---	0	0	---	0	0	0	---
Mike McDaniel	Miami Dolphins	0	0	0	0	---	0	0	---	0	0	0	---
Kevin O'Connell	Minnesota Vikings	0	0	0	0	---	0	0	---	0	0	0	---

## COACHES RECORDS

COACHES WITH 100 CAREER VICTORIES (Order Based on Career Victories)

Start of 2022 Season

Coach	Team(s)	Regular Season				Postseason			Career				
		Yrs.	Won	Lost	Tied	Pct.	Won	Lost	Pct.	Won	Lost	Tied	Pct.
1. Don Shula	Baltimore Colts, Miami Dolphins	33	328	156	6	.677	19	17	.528	347	173	6	.666
2. George Halas	Chicago Bears	40	318	148	31	.682	6	3	.667	324	151	31	.682
3. <b>Bill Belichick</b>	<b>Cleveland Browns, New England Patriots</b>	<b>27</b>	<b>290</b>	<b>143</b>	<b>0</b>	<b>.670</b>	<b>31</b>	<b>13</b>	<b>.705</b>	<b>321</b>	<b>156</b>	<b>0</b>	<b>.673</b>
4. Tom Landry	Dallas Cowboys	29	250	162	6	.607	20	16	.556	270	178	6	.603
5. <b>Andy Reid</b>	<b>Philadelphia Eagles, Kansas City Chiefs</b>	<b>23</b>	<b>233</b>	<b>135</b>	<b>1</b>	<b>.633</b>	<b>19</b>	<b>16</b>	<b>.543</b>	<b>252</b>	<b>151</b>	<b>1</b>	<b>.625</b>
6. Earl (Curly) Lambeau	Green Bay Packers, Chicago Cardinals, Washington Redskins	33	226	132	22	.631	3	2	.600	229	134	22	.631
7. Chuck Noll	Pittsburgh Steelers	23	193	148	1	.566	16	8	.667	209	156	1	.572
8. Marv Schottenheimer	Cleveland Browns, Kansas City Chiefs, Washington Redskins, San Diego Chargers	21	200	126	1	.613	5	13	.278	205	139	1	.596
9. Dan Reeves	Denver Broncos, New York Giants, Atlanta Falcons	23	190	165	2	.535	11	9	.550	201	174	2	.536
10. Chuck Knox	Los Angeles Rams, Buffalo Bills Seattle Seahawks	22	186	147	1	.558	7	11	.389	193	158	1	.550
11. Bill Parcells	New York Giants, New England Patriots, New York Jets, Dallas Cowboys	19	172	130	1	.569	11	8	.579	183	138	1	.570
12. Tom Coughlin	Jacksonville Jaguars, New York Giants	20	170	150	0	.531	12	7	.632	182	157	0	.537
13. Mike Shanahan	Los Angeles Raiders, Denver Broncos, Washington Redskins	20	170	138	0	.552	8	6	.571	178	144	0	.553
Jeff Fisher	Houston/Tennessee Oilers, Tennessee Titans, St. Louis/Los Angeles Rams	22	173	165	1	.512	5	6	.455	178	171	1	.510
15. Mike Holmgren	Green Bay Packers, Seattle Seahawks	17	161	111	0	.592	13	11	.542	174	122	0	.588
16. Joe Gibbs	Washington Redskins	16	154	94	0	.621	17	7	.708	171	101	0	.629
17. Paul Brown	Cleveland Browns, Cincinnati Bengals	21	166	100	6	.624	4	8	.333	170	108	6	.612
18. Bud Grant	Minnesota Vikings	18	158	96	5	.621	10	12	.455	168	108	5	.608
19. <b>Pete Carroll</b>	<b>New York Jets, New England Patriots, Seattle Seahawks</b>	<b>16</b>	<b>152</b>	<b>104</b>	<b>1</b>	<b>.593</b>	<b>11</b>	<b>10</b>	<b>.524</b>	<b>163</b>	<b>114</b>	<b>1</b>	<b>.588</b>
20. <b>Mike Tomlin</b>	<b>Pittsburgh Steelers</b>	<b>15</b>	<b>154</b>	<b>85</b>	<b>2</b>	<b>.643</b>	<b>8</b>	<b>9</b>	<b>.471</b>	<b>162</b>	<b>94</b>	<b>2</b>	<b>.632</b>
21. Bill Cowher	Pittsburgh Steelers	15	149	90	1	.623	12	9	.571	161	99	1	.619
Sean Payton	New Orleans Saints	15	152	89	0	.631	9	8	.529	161	97	0	.624
23. Marv Levy	Kansas City Chiefs, Buffalo Bills	17	143	112	0	.561	11	8	.579	154	120	0	.562
24. Steve Owen	New York Giants	23	151	100	17	.602	2	8	.200	153	108	17	.586
<b>Mike McCarthy</b>	<b>Green Bay Packers, Dallas Cowboys</b>	<b>15</b>	<b>143</b>	<b>92</b>	<b>2</b>	<b>.608</b>	<b>10</b>	<b>9</b>	<b>.526</b>	<b>153</b>	<b>101</b>	<b>2</b>	<b>.602</b>
26. Tony Dungy	Tampa Bay Buccaneers, Indianapolis Colts	13	139	69	0	.668	9	10	.474	148	79	0	.652
<b>John Harbaugh</b>	<b>Baltimore Ravens</b>	<b>14</b>	<b>137</b>	<b>88</b>	<b>0</b>	<b>.609</b>	<b>11</b>	<b>8</b>	<b>.579</b>	<b>148</b>	<b>96</b>	<b>0</b>	<b>.607</b>
28. John Fox	Carolina Panthers, Denver Broncos, Chicago Bears	16	133	123	0	.520	8	7	.533	141	130	0	.520
29. Hank Stram	Kansas City Chiefs, New Orleans Saints	17	131	97	10	.574	5	3	.625	136	100	10	.576
30. Weeb Ewbank	Baltimore Colts, New York Jets	20	130	129	7	.502	4	1	.800	134	130	7	.508
31. Marvin Lewis	Cincinnati Bengals	16	131	122	3	.518	0	7	.000	131	129	3	.504
32. Mike Ditka	Chicago Bears, New Orleans Saints	14	121	95	0	.560	6	6	.500	127	101	0	.557
33. Dick Vermeil	Philadelphia Eagles, St. Louis Rams, Kansas City Chiefs	15	120	109	0	.524	6	5	.545	126	114	0	.525
34. Jim Mora	New Orleans Saints, Indianapolis Colts	15	125	106	0	.541	0	6	.000	125	112	0	.527
35. George Seifert	San Francisco 49ers, Carolina Panthers	11	114	62	0	.648	10	5	.667	124	67	0	.649
36. Sid Gillman	Los Angeles Rams, Los Angeles/San Diego Chargers, Houston Oilers	18	122	99	7	.552	1	5	.167	123	104	7	.542
37. Jon Gruden	Oakland/Las Vegas Raiders, Tampa Bay Buccaneers	15	117	112	0	.511	5	4	.556	122	116	0	.513
38. George Allen	Los Angeles Rams, Washington Redskins	12	116	47	5	.712	2	7	.222	118	54	5	.686
Norv Turner	Washington Redskins, Oakland Raiders, San Diego Chargers	15	114	122	1	.483	4	4	.500	118	126	1	.484
40. Dennis Green	Minnesota Vikings, Arizona Cardinals	13	113	94	0	.546	4	8	.333	117	102	0	.534
41. Don Coryell	St. Louis Cardinals, San Diego Chargers	14	111	83	1	.572	3	6	.333	114	89	1	.561
42. John Madden	Oakland Raiders	10	103	32	7	.759	9	7	.563	112	39	7	.739
43. Ray (Buddy) Parker	Chicago Cardinals, Detroit Lions, Pittsburgh Steelers	15	104	75	9	.581	3	1	.750	107	76	9	.585
44. Vince Lombardi	Green Bay Packers, Washington Redskins	10	96	34	6	.739	9	1	.900	105	35	6	.750
Tom Flores	Oakland/Los Angeles Raiders Seattle Seahawks	12	97	87	0	.527	8	3	.727	105	90	0	.538
46. Bill Walsh	San Francisco 49ers	10	92	59	1	.609	10	4	.714	102	63	1	.617

*Active coaches in bold.**From 1920-71, tie games were not included in winning percentage*

## TIE-BREAKING PROCEDURES

The following procedures will be used to break standings ties for postseason playoffs and to determine regular-season schedules.

Note: Tie games count as one-half win and one-half loss for both clubs.

### TO BREAK A TIE WITHIN A DIVISION

If, at the end of the regular season, two or more clubs in the same division finish with the best won-lost-tied percentage, the following steps will be taken until a champion is determined:

#### TWO CLUBS

1. Head-to-head (best won-lost-tied percentage in games between the clubs).
2. Best won-lost-tied percentage in games played within the division.
3. Best won-lost-tied percentage in common games.
4. Best won-lost-tied percentage in games played within the conference.
5. Strength of victory in all games.
6. Strength of schedule in all games.
7. Best combined ranking among conference teams in points scored and points allowed in all games.
8. Best combined ranking among all teams in points scored and points allowed in all games.
9. Best net points in common games.
10. Best net points in all games.
11. Best net touchdowns in all games.
12. Coin toss.

#### THREE-OR-MORE CLUBS

(Note: If two clubs remain tied after one-or-more clubs are eliminated during any step, tiebreaker restarts at Step 1 of two-club format. If three clubs remain tied after a fourth club is eliminated during any step, tiebreaker restarts at Step 1 of three-club format.)

1. Head-to-head (best won-lost-tied percentage in games among the clubs).
2. Best won-lost-tied percentage in games played within the division.
3. Best won-lost-tied percentage in common games.
4. Best won-lost-tied percentage in games played within the conference.
5. Strength of victory in all games.
6. Strength of schedule in all games.
7. Best combined ranking among conference teams in points scored and points allowed in all games.
8. Best combined ranking among all teams in points scored and points allowed in all games.
9. Best net points in common games.
10. Best net points in all games.
11. Best net touchdowns in all games.
12. Coin toss.

### TO BREAK A TIE FOR THE WILD CARD TEAM

If necessary to break ties to determine the three Wild Card clubs from each conference, the following steps will be taken:

A. If all the tied clubs are from the same division, apply division tiebreaker.

B. If the tied clubs are from different divisions, apply the following steps:

#### TWO CLUBS

1. Head-to-head, if applicable.
2. Best won-lost-tied percentage in games played within the conference.
3. Best won-lost-tied percentage in common games, minimum of four.
4. Strength of victory in all games.
5. Strength of schedule in all games.
6. Best combined ranking among conference teams in points scored and points allowed in all games.
7. Best combined ranking among all teams in points scored and points allowed in all games.
8. Best net points in conference games.
9. Best net points in all games.
10. Best net touchdowns in all games.
11. Coin toss.

#### THREE-OR-MORE CLUBS

(Note: If two clubs remain tied after one-or-more clubs are eliminated during any step, tiebreaker restarts at Step 1 of two-club format. If three clubs remain tied after a fourth club is eliminated during any step, tiebreaker restarts at Step 2 of three-club format.)

1. Apply division tiebreaker to eliminate all but highest-ranked club in each division prior to proceeding to Step 2. The original seeding within a division upon application of the division tiebreaker remains the same for all subsequent applications of the procedure that are necessary to identify the two Wild Card participants.
2. Head-to-head sweep (apply only if one has defeated each of the others, or one club has lost to each of the others).
3. Best won-lost-tied percentage in games played within the conference.
4. Best won-lost-tied percentage in common games, minimum of four.
5. Strength of victory in all games.
6. Strength of schedule in all games.
7. Best combined ranking among conference teams in points scored and points allowed in all games.
8. Best combined ranking among all teams in points scored and points allowed in all games.

*(Continued on next page)*



## TIE-BREAKING PROCEDURES

9. Best net points in conference games.
10. Best net points in all games.
11. Best net touchdowns in all games.
12. Coin toss.

When the first Wild Card team has been identified, the procedure is repeated to name the second and third Wild Card (i.e., eliminate all but the highest-ranked club in each division prior to proceeding to Step 2). In situations in which three teams from the same division are involved in the procedure, the original seeding of the teams remains the same for subsequent applications of the tiebreaker if the top-ranked team in that division qualifies for a Wild Card berth.

### OTHER TIE-BREAKING PROCEDURES

1. Only one club advances to the playoffs in any tie-breaking step. Remaining tied clubs revert to the first step of the applicable division or Wild Card tiebreakers. As an example, if two clubs remain tied in any tiebreaker step after all other clubs have been eliminated, the procedure reverts to Step 1 of the two-club format to determine the winner. When one club wins the tiebreaker, all other clubs revert to Step 1 of the applicable two-club or three-club format.
2. In comparing records against common opponents among tied teams, the best won-lost-tied percentage is the deciding factor since teams may have played an unequal number of games.
3. To determine home-field priority among division winners, apply Wild Card tiebreakers.
4. To determine home-field priority for Wild Card qualifiers, apply division tiebreakers (if teams are from the same division) or Wild Card tiebreakers (if teams are from different divisions).
5. To determine the best combined ranking among conference teams in points scored and points allowed, add a team's position in the two categories, and the lowest score wins. For example, if Team A is first in points scored and second in points allowed, its combined ranking is "3." If Team B is third in points scored and first in points allowed, its combined ranking is "4." Team A then wins the tiebreaker. If two teams are tied for a position, both teams are awarded the ranking as if they held it solely. For example, if Team A and Team B are tied for first in points scored, each team is assigned a ranking of "1" in that category, and if Team C is third, its ranking will still be "3."

### TIE-BREAKING PROCEDURE FOR SELECTION MEETING

1. Clubs not participating in the playoffs shall select in the first through 18th positions in reverse-standings order.
  2. Clubs participating in the playoffs shall select according to the following procedures:
    - (A) The losers of the Wild Card games shall select in the 19th through 24th positions based on won-loss-tied percentage in reverse-standings order.
    - (B) The losers of the Divisional playoff games shall select in the 25th through 28th positions based on won-loss-tied percentage in reverse-standings order.
    - (C) The losers of the Conference Championship Games shall select 29th and 30th based on won-loss-tied percentage in reverse-standings order.
    - (D) The winner of the Super Bowl game shall select last and the Super Bowl loser will select next-to-last.
  3. If ties exist in any grouping, such ties shall be broken by figuring the aggregate won-lost-tied percentage of each involved club's regular-season opponents and awarding preferential selection order to the club that faced the schedule of teams with the lowest aggregate won-lost-tied percentage.
  4. If ties still exist, apply the Divisional, Conference or Interconference tie-breaking methods, whichever is applicable.
    - (A) For Divisional or Conference ties, use the procedures on the previous page.
    - (B) For Interconference ties, use the following procedures:
      - (i) Ties involving TWO teams from different conferences will be broken by (a) head-to-head meeting; (b) best won-lost-tied percentage in common games, minimum of four, (c) strength of victory in all games, (d) best combined ranking among all teams in points scored and points allowed in all games, (e) best net points in all games, (f) best net touchdowns in all games, and finally (g) coin toss.
      - (ii) Ties involving THREE-OR-MORE clubs from different conferences will be broken by applying (a) divisional tiebreakers to determine the lowest-ranked team in a division, (b) conference tiebreakers to determine the lowest-ranked team within a conference, and (c) interconference tiebreakers to determine the lowest-ranked team in the league. The process will be repeated until the draft order has been established.
- After the selection order for the first round of the draft has been determined, clubs originally involved in two-club ties will alternate positions from round to round. In the cases of ties that originally involved three-or-more clubs, the club at the top of a tied segment in a given round will move to the bottom of the segment for the next round, while all other clubs in the segment move up one place. This rotation will continue throughout the draft.

**DRAFT LIST FOR 2022**

87th Annual NFL Draft, April 28-30, 2022: Las Vegas, Nev.  
+Compensatory selection; #Relinquished remaining college eligibility

**ARIZONA CARDINALS**

2.	McBride, Trey	TE	Colorado State	55
3.	Thomas, Cameron	DE	San Diego State	87
3. +	Sanders, Myjai	DE	Cincinnati	100
	from BAL			
6.	Ingram, Keaontay	RB	Southern California	201
6. +	Smith, Lecitus	G	Virginia Tech	215
7.	Matthew, Christian	DB	Valdosta State	244
7. +	Luketa, Jesse	LB	Penn State	256
7. +	Hayes, Marquis	G	Oklahoma	257

**ATLANTA FALCONS**

1. #	London, Drake	WR	Southern California	8
2.	Ebiketie, Arnold	LB	Penn State	38
	from CAR through NYJ and NYG			
2.	Andersen, Troy	LB	Montana State	58
	from TEN			
3.	Ridder, Desmond	QB	Cincinnati	74
3.	Malone, DeAngelo	LB	Western Kentucky	82
	from IND			
5. #	Allgeier, Tyler	RB	Brigham Young	151
6.	Shaffer, Justin	G	Georgia	190
6. +	FitzPatrick, John	TE	Georgia	213

**BALTIMORE RAVENS**

1. #	Hamilton, Kyle	DB	Notre Dame	14
1.	Linderbaum, Tyler	C	Iowa	25
	from BUF			
2. #	Ojabo, David	LB	Michigan	45
3.	Jones, Travis	DT	Connecticut	76
4.	Faalele, Daniel	T	Minnesota	110
	from NYG			
4.	Armour-Davis, Jalyn	DB	Alabama	119
4.	Kolar, Charlie	TE	Iowa State	128
	from ARI			
4.	Stout, Jordan	P	Penn State	130
	from BUF			
4. +	Likely, Isaiah	TE	Coastal Carolina	139
4. +	Williams, Damarion	DB	Houston	141
6.	Badie, Tyler	RB	Missouri	196
	from MIA			

**BUFFALO BILLS**

1.	Elam, Kairi	DB	Florida	23
	from ARI through BAL			
2.	Cook, James	RB	Georgia	63
	from CIN			
3.	Bernard, Terrel	LB	Baylor	89
5.	Shakir, Khalil	WR	Boise State	148
	from HOU through CHI			
6. #	Araiza, Matt	P	San Diego State	180
	from JAC through TB			
6.	Benford, Christian	DB	Villanova	185
	from CAR			
6.	Tenuta, Luke	T	Virginia Tech	209
	from CIN			
7.	Spector, Baylon	LB	Clemson	231
	from ATL			

**CAROLINA PANTHERS**

1. #	Ekwonu, Ikem	T	North Carolina State	6
3. #	Corral, Matt	QB	Mississippi	94
	from KC through NE			
4. #	Smith, Brandon	LB	Penn State	120
	from NO through WAS			
6.	Barno, Amare	DE	Virginia Tech	189
	from WAS			
6.	Mays, Cade	G	Tennessee	199
	from LV			
7.	Barnes, Kalon	DB	Baylor	242
	from NE through MIA			

**CHICAGO BEARS**

2. #	Gordon, Kyler	DB	Washington	39
2.	Brisker, Jaquan	DB	Penn State	48
	from LAC			
3.	Jones, Velus	WR	Tennessee	71
5.	Jones, Braxton	T	Southern Utah	168
	from BUF			
5.	Robinson, Dominique	DE	Miami (Ohio)	174
	from CIN			
6.	Thomas, Zachary	T	San Diego State	186
6.	Ebner, Trestan	RB	Baylor	203
	from BUF			
6.	Kramer, Doug	C	Illinois	207
	from SF through NYJ and HOU			
7.	Carter, Ja'Tyre	T	Southern	226
	from NYG through CIN			
7. +	Hicks, Elijah	DB	California	254
	from LAC			
7. +	Gill, Trenton	P	North Carolina State	255
	from LAC			

**CINCINNATI BENGALS**

1. #	Hill, Daxton	DB	Michigan	31
2.	Taylor-Britt, Cam	DB	Nebraska	60
	from TB through BUF			
3.	Carter, Zachary	DT	Florida	95
4.	Volson, Cordell	G	North Dakota State	136
5.	Anderson, Tycen	DB	Toledo	166
	from ARI through PHI, HOU and CHI			
7.	Gunter, Jeffrey	DE	Coastal Carolina	252

**CLEVELAND BROWNS**

3. #	Emerson, Martin	DB	Mississippi State	68
	from HOU			
3. #	Wright, Alex	DE	Alabama-Birmingham	78
3. #+	Bell, David	WR	Purdue	99
4.	Winfrey, Perrion	DT	Oklahoma	108
	from HOU			
4. #	York, Cade	K	LSU	124
	from PHI through HOU			
5.	Ford, Jerome	RB	Cincinnati	156
	from BAL through MIN			
6.	Woods, Mike	WR	Oklahoma	202
	from DAL			
7.	Thomas, Isaiah	DE	Oklahoma	223
	from DET			
7.	Deaton, Dawson	G	Texas Tech	246
	from BUF			

**DALLAS COWBOYS**

1. #	Smith, Tyler	T	Tulsa	24
2.	Williams, Sam	DE	Mississippi	56
3.	Tolbert, Jalen	WR	South Alabama	88
4.	Ferguson, Jake	TE	Wisconsin	129
5.	Waletzko, Matt	T	North Dakota	155
	from CLE			
5.	Bland, Daron	DB	Fresno State	167
5. +	Clark, Damone	LB	LSU	176
5. +	Ridgeway, John	DT	Arkansas	178
6.	Harper, Devin	LB	Oklahoma State	193
	from CLE			

**DENVER BRONCOS**

2. #	Bonitto, Nik	LB	Oklahoma	64
	from LAR			
3.	Dulcich, Greg	TE	UCLA	80
	from NO through HOU			
4.	Mathis, Damarri	DB	Pittsburgh	115
4.	Uwazurike, Eyioma	DE	Iowa State	116
	from SEA			
5.	Turner-Yell, Delarrin	DB	Oklahoma	152
5.	Washington, Montrell	WR	Samford	162
	from PHI through HOU			

**DRAFT LIST FOR 2022**

5.	Wattenberg, Luke	.....C	Washington	171
	from GB			
6.	Henningsen, Matt	.....DE	Wisconsin	206
	from TB through NYJ and PHI			
7.	Hicks, Faion	.....DB	Wisconsin	232

**DETROIT LIONS**

1.	Hutchinson, Aidan	.....DE	Michigan	2
1.#	Williams, Jameson	.....WR	Alabama	12
	from MIN			
2.	Paschal, Josh	.....DT	Kentucky	46
	from MIN			
3.+	Joseph, Kerby	.....DB	Illinois	97
5.+	Mitchell, James	.....TE	Virginia Tech	177
6.	Rodriguez, Malcolm	.....LB	Oklahoma State	188
	from SEA through JAC and PHI			
6.+	Houston, James	.....LB	Jackson State	217
7.	Lucas, Chase	.....DB	Arizona State	237
	from NO through PHI			

**GREEN BAY PACKERS**

1.	Walker, Quay	.....LB	Georgia	22
	from LV			
1.	Wyatt, Devonte	.....DT	Georgia	28
2.	Watson, Christian	.....WR	North Dakota State	34
	from DET through MIN			
3.#	Rhyan, Sean	.....T	UCLA	92
4.	Doubs, Romeo	.....WR	Nevada	132
4.+	Tom, Zach	.....T	Wake Forest	140
5.+	Enagbare, Kingsley	.....LB	South Carolina	179
	from IND through DEN			
7.	Carpenter, Tariq	.....DB	Georgia Tech	228
	from CHI through HOU			
7.	Ford, Jonathan	.....DT	Miami (Fla.)	234
	from CLE through DET and DEN			
7.#	Walker, Rasheed	.....T	Penn State	249
7.+	Toure, Samori	.....WR	Nebraska	258

**HOUSTON TEXANS**

1.#	Stingley, Derek	.....DB	LSU	3
1.#	Green, Kenyon	.....G	Texas A&M	15
	from MIA through PHI			
2.	Pitre, Jalen	.....DB	Baylor	37
2.#	Melchie, John	.....WR	Alabama	44
	from CLE			
3.#	Harris, Christian	.....LB	Alabama	75
	from DEN			
4.	Pierce, Dameron	.....RB	Florida	107
	from DET through CLE			
5.	Booker, Thomas	.....DT	Stanford	150
	from CHI			
5.	Quitortiano, Teagan	.....TE	Oregon State	170
	from TB through NE			
6.	Deculus, Austin	.....T	LSU	205
	from GB			

**INDIANAPOLIS COLTS**

2.	Pierce, Alec	.....WR	Cincinnati	53
	from LV through GB and MIN			
3.	Woods, Jelani	.....TE	Virginia	73
	from WAS			
3.	Raimann, Bernhard	.....T	Central Michigan	77
	from MIN			
3.#	Cross, Nick	.....DB	Maryland	96
	from LAR through DEN			
5.	Johnson, Eric	.....DT	Missouri State	159
6.	Ogletree, Andrew	.....TE	Youngstown State	192
	from MIN			
6.+	Brooks, Curtis	.....DT	Cincinnati	216
7.	Thomas, Rodney	.....DB	Yale	239

**JACKSONVILLE JAGUARS**

1.#	Walker, Travon	.....LB	Georgia	1
1.	Lloyd, Devin	.....LB	Utah	27
	from TB			
3.	Fortner, Luke	.....C	Kentucky	65
3.	Muma, Chad	.....LB	Wyoming	70
	from CAR			
5.#	Conner, Snoop	.....RB	Mississippi	154
	from WAS through PHI			
6.	Junior, Gregory	.....DB	Ouachita Baptist	197
	from PHI			
7.	Brown, Montaric	.....DB	Arkansas	222

**KANSAS CITY CHIEFS**

1.#	McDuffie, Trent	.....DB	Washington	21
	from NE			
1.	Karlafits, George	.....DE	Purdue	30
2.#	Moore, Skyy	.....WR	Western Michigan	54
	from NE			
2.	Cook, Bryan	.....DB	Cincinnati	62
3.#+	Chenal, Leo	.....LB	Wisconsin	103
4.	Williams, Joshua	.....DB	Fayetteville State	135
5.	Kinnard, Darian	.....T	Kentucky	145
	from DET through DEN and SEA			
7.	Watson, Jaylen	.....DB	Washington State	243
	from LV through NE			
7.	Pacheco, Isiah	.....RB	Rutgers	251
7.+	Johnson, Nazeeh	.....DB	Marshall	259

**LAS VEGAS RAIDERS**

3.	Parham, Dylan	.....G	Memphis	90
	from TEN			
4.	White, Zamir	.....RB	Georgia	122
	from IND through MIN			
4.	Farrell, Neil	.....DT	LSU	126
	reacquired through MIN			
5.	Butler, Matthew	.....DT	Tennessee	175
	from LAR			
7.	Munford, Thayer	.....T	Ohio State	238
	from MIA through LAR			
7.	Brown, Brittain	.....RB	UCLA	250
	from SF through DEN and MIN			

**LOS ANGELES CHARGERS**

1.	Johnson, Zion	.....G	Boston College	17
3.	Woods, J.T.	.....DB	Baylor	79
4.#	Spiller, Isaiah	.....RB	Texas A&M	123
5.	Ogbonnia, Otito	.....DT	UCLA	160
6.	Salyer, Jamaree	.....G	Georgia	195
6.+	Taylor, Ja'Sir	.....DB	Wake Forest	214
7.	Leonard, Deane	.....DB	Mississippi	236
7.+	Horvath, Zander	.....RB	Purdue	260

**LOS ANGELES RAMS**

3.+	Bruss, Logan	.....G	Wisconsin	104
4.+	Durant, Decobie	.....DB	South Carolina State	142
5.#	Williams, Kyren	.....RB	Notre Dame	164
	from NE through LV			
6.+	Lake, Quentin	.....DB	UCLA	211
6.+	Kendrick, Derion	.....DB	Georgia	212
7.	Hardy, Daniel	.....LB	Montana State	235
	from BAL through JAC and TB			
7.	Yeast, Russ	.....DB	Kansas State	253
7.+	Arcuri, A.J.	.....T	Michigan State	261
	from TB			

**MIAMI DOLPHINS**

3.+	Tindall, Channing	.....LB	Georgia	102
	from SF			
4.#	Ezukanma, Erik	.....WR	Texas Tech	125
	from PIT			
7.	Goode, Cameron	.....LB	California	224
	from HOU through NE and BAL			

## DRAFT LIST FOR 2022

7. Thompson, Skylar .....QB Kansas State 247  
from TEN

### MINNESOTA VIKINGS

1. # Cine, Lewis .....DB Georgia 32  
from LAR through DET

2. # Booth, Andrew .....DB Clemson 42  
from WAS through IND

2. Ingram, Ed .....G LSU 59  
from GB

3. Asamoah, Brian .....LB Oklahoma 66  
from DET

4. Evans, Akayleb .....DB Missouri 118  
from CLE

5. Odomewo, Ezezi .....DE Minnesota 165  
from LV

5. Chandler, Ty .....RB North Carolina 169  
from TEN through LV

6. Lowe, Vederian .....T Illinois 184  
from NYJ

6. # Nailor, Jalen .....WR Michigan State 191  
from BAL through KC

7. Muse, Nick .....TE South Carolina 227  
from CAR through LV

### NEW ENGLAND PATRIOTS

1. Strange, Cole .....G Chattanooga 29  
from SF through MIA and KC

2. Thornton, Tyquan .....WR Baylor 50  
from MIA through KC

3. Jones, Marcus .....DB Houston 85

4. Jones, Jack .....DB Arizona State 121  
from MIA through KC

4. Strong, Pierre .....RB South Dakota State 127

4. Zappe, Bailey .....QB Western Kentucky 137  
from LAR through HOU and CAR

6. # Harris, Kevin .....RB South Carolina 183  
from HOU

6. Roberts, Sam .....DT Northwest Missouri St. 200

6. Hines, Chasen .....G LSU 210  
from LAR

7. Stueber, Andrew .....T Michigan 245  
from DAL through HOU

### NEW ORLEANS SAINTS

1. Olave, Chris .....WR Ohio State 11  
from WAS

1. Penning, Trevor .....T Northern Iowa 19  
from PHI

2. Taylor, Alontae .....DB Tennessee 49

5. Jackson, D'Marco .....LB Appalachian State 161

6. Jackson, Jordan .....DT Air Force 194  
from IND through PHI

### NEW YORK GIANTS

1. Thibodeaux, Kayvon .....DE Oregon 5

1. # Neal, Evan .....T Alabama 7  
from CHI

2. # Robinson, Wan'Dale .....WR Kentucky 43  
from ATL

3. Ezeudu, Joshua .....G North Carolina 67

3. Flott, Cordale .....DB LSU 81  
from MIA

4. Bellinger, Daniel .....TE San Diego State 112  
from CHI

4. # Belton, Dane .....DB Iowa 114  
from ATL

5. McFadden, Micah .....LB Indiana 146  
from NYJ

5. Davidson, D.J. ....DT Arizona State 147

5. McKethan, Marcus .....G North Carolina 173  
from KC through BAL

6. Beavers, Darrian .....LB Cincinnati 182

### NEW YORK JETS

1. # Gardner, Sauce .....DB Cincinnati 4

1. # Wilson, Garrett .....WR Ohio State 10  
from SEA

1. Johnson, Jermaine .....LB Florida State 26  
from TEN

2. # Hall, Breece .....RB Iowa State 36  
from NYG

3. + Ruckert, Jeremy .....TE Ohio State 101  
from NO through PHI and TEN

4. Mitchell, Max .....T Louisiana-Lafayette 111  
from CAR

4. Clemons, Micheal .....DE Texas A&M 117  
from MIN

### PHILADELPHIA EAGLES

1. Davis, Jordan .....DT Georgia 13  
from CLE through HOU

2. # Jurgens, Cam .....C Nebraska 51

3. # Dean, Nakobe .....LB Georgia 83

6. Johnson, Kyron .....LB Kansas 181  
from DET

6. Calcaterra, Grant .....TE Southern Methodist 198  
from PIT through JAC

### PITTSBURGH STEELERS

1. Pickett, Kenny .....QB Pittsburgh 20

2. # Pickens, George .....WR Georgia 52

3. # Leal, DeMarvin .....DE Texas A&M 84

4. + Austin, Calvin .....WR Memphis 138

6. Heyward, Connor .....TE Michigan State 208  
from KC

7. Robinson, Mark .....LB Mississippi 225  
from NYJ

7. Oladokun, Chris .....QB South Dakota State 241

### SAN FRANCISCO 49ERS

2. # Jackson, Drake .....DE Southern California 61

3. # Davis-Price, Tyrion .....RB LSU 93

3. + Gray, Danny .....WR Southern Methodist 105

4. Burford, Spencer .....T Texas-San Antonio 134

5. Womack, Samuel .....DB Toledo 172

6. Zakelj, Nick .....G Fordham 187  
from DEN

6. + Davis, Kalia .....DT Central Florida 220

6. + Castro-Fields, Tariq .....DB Penn State 221

7. + Purdy, Brock .....QB Iowa State 262

### SEATTLE SEAHAWKS

1. # Cross, Charles .....T Mississippi State 9  
from DEN

2. Mafe, Boye .....LB Minnesota 40  
from DEN

2. # Walker, Kenneth .....RB Michigan State 41

3. Lucas, Abraham .....T Washington State 72

4. Bryant, Coby .....DB Cincinnati 109  
from NYJ

5. Woolen, Tariq .....DB Texas-San Antonio 153

5. Smith, Tyreke .....LB Ohio State 158  
from MIA through NE and KC

7. Melton, Bo .....WR Rutgers 229

7. Young, Dareke .....WR Lenoir-Rhyne 233  
from MIN through KC

### TAMPA BAY BUCCANEERS

2. Hall, Logan .....DE Houston 33  
from JAC

2. Goedeke, Luke .....G Central Michigan 57  
from BUF

3. White, Rachaad .....RB Arizona State 91

4. Otton, Cade .....TE Washington 106  
from JAC

4. Camarda, Jake .....P Georgia 133

## DRAFT LIST FOR 2022

5.	McCollum, Zyon	DB Sam Houston State	157
	from MIN through JAC		
6. +	Kieft, Ko	TE Minnesota	218
	from LAR		
7.	Anthony, Andre	LB LSU	248
<b>TENNESSEE TITANS</b>			
1. #	Burks, Treyton	WR Arkansas	18
	from NO through PHI		
2.	McCreary, Roger	DB Auburn	35
	from NYJ		
3.	Petit-Frere, Nicholas	T Ohio State	69
	from NYJ		
3.	Willis, Malik	QB Liberty	86
	from LV		
4.	Haskins, Hassan	RB Michigan	131
4. +	Okonkwo, Chigoziem	TE Maryland	143
5.	Phillips, Kyle	WR UCLA	163
	from PIT through NYJ		
6.	Jackson, Theo	DB Tennessee	204
6. +	Campbell, Chance	LB Mississippi	219

<b>WASHINGTON COMMANDERS</b>			
1.	Dolson, Jahan	WR Penn State	16
	from IND through PHI and NO		
2.	Mathis, Phidarian	DT Alabama	47
	from IND		
3. +	Robinson, Brian	RB Alabama	98
	from NO		
4.	Butler, Percy	DB Louisiana-Lafayette	113
5.	Howell, Sam	QB North Carolina	144
	from JAC through CAR		
5.	Turner, Cole	TE Nevada	149
	from CAR		
7.	Paul, Chris	T Tulsa	230
7.	Holmes, Christian	DB Oklahoma State	240

### NUMBER OF PLAYERS DRAFTED—2022

**BY POSITION:**

Defensive Backs	57
Linebackers	35
Wide Receivers	28
Tackles	26
Running Backs	23
Defensive Tackles	19
Tight Ends	19
Defensive Ends	18
Guards	18
Quarterbacks	9
Centers	5
Punters	4
Kickers	1

**BY CONFERENCE:**

Southeastern	65
Big Ten	48
Big 12	25
Pac-12	25
Atlantic Coast	21
American Athletic	20
Mountain West	11
Missouri Valley	7
Conference USA	6
Mid-American	6
Sun Belt	6
Big Sky	4
(Independent)	4
Southern	2
Southwestern Athletic	2
Central Intercollegiate	1
Colonial Athletic	1
Great American	1
Gulf South	1
Ivy	1
Mid-America Intercollegiate	1
Mid-Eastern	1
Patriot	1
South Atlantic	1
Southland	1

**BY COLLEGE:**

Georgia	15
LSU	10
Cincinnati	9
Penn State	8
Alabama	7
Oklahoma	7
Baylor	6

Mississippi	6
Ohio State	6
UCLA	6
Michigan	5
Tennessee	5
Wisconsin	5
Arizona State	4
Iowa State	4
Kentucky	4
Michigan State	4
Minnesota	4
North Carolina	4
San Diego State	4
Texas A&M	4
Virginia Tech	4
Washington	4
Arkansas	3
Florida	3
Houston	3
Illinois	3
Nebraska	3
Oklahoma State	3
Purdue	3
Southern California	3
South Carolina	3
California	2
Central Michigan	2
Clemson	2
Coastal Carolina	2
Iowa	2
Kansas State	2
Louisiana-Lafayette	2
Maryland	2
Memphis	2
Mississippi State	2
Missouri	2
Montana State	2
Nevada	2
North Carolina State	2
North Dakota State	2
Notre Dame	2
Pittsburgh	2
Rutgers	2
South Dakota State	2
Southern Methodist	2
Texas Tech	2
Texas-San Antonio	2
Toledo	2
Tulsa	2
Wake Forest	2

Washington State	2
Western Kentucky	2
Air Force	1
Alabama-Birmingham	1
Appalachian State	1
Auburn	1
Boise State	1
Boston College	1
Brigham Young	1
Central Florida	1
Chattanooga	1
Colorado State	1
Connecticut	1
Fayetteville State	1
Florida State	1
Fordham	1
Fresno State	1
Georgia Tech	1
Indiana	1
Jackson State	1
Kansas	1
Lenoir-Rhyne	1
Liberty	1
Marshall	1
Miami (Fla.)	1
Miami (Ohio)	1
Missouri State	1
North Dakota	1
Northern Iowa	1
Northwestern Missouri State	1
Oregon	1
Oregon State	1
Ouachita Baptist	1
Sam Houston State	1
Samford	1
South Alabama	1
South Carolina State	1
Southern	1
Southern Utah	1
Stanford	1
Utah	1
Valdosta State	1
Villanova	1
Virginia	1
Western Michigan	1
Wyoming	1
Yale	1
Youngstown State	1

**PLAYERS WITH  
REMAINING COLLEGE  
ELIGIBILITY SELECTED**

	Year	Eligible*	Drafted	In Top 10
	1990	28	18	5
	1991	23	19	1
	1992	30	21	5
	1993	34	24	5
	1994	31	25	6
	1995	33	22	2
	1996	24	16	4
	1997	34	25	6
	1998	32	19	3
	1999	35	22	5
	2000	26	20	4
	2001	36	27	5
	2002	37	26	2
	2003	45	32	5
	2004	41	35	5
	2005	49	37	4
	2006	48	33	6
	2007	40	29	5
	2008	53	39	4
	2009	46	41	5
	2010	53	46	5
	2011	56	43	8
	2012	65	44	8
	2013	73	52	3
	2014	102	61	6
	2015	84	55	6
	2016	107	70	8
	2017	103	67	8
	2018	119	70	5
	2019	135	73	7
	2020	115	72	6
	2021	128	100	9
	2022	100	69	9

*\*Players who fulfilled their degree requirements with remaining college-football eligibility and were eligible for selection are included.*

## INSTANT REPLAY

The NFL uses a system of Instant Replay Review to aid officiating. The following procedures will be used:

**Coaches' Challenge:** In each game, a team will be permitted two challenges that will initiate Instant Replay reviews. The Head Coach will initiate a challenge by throwing a red flag onto the field of play before the next legal snap or kick. Each challenge will require the use of a team timeout. If a challenge is successful or is upheld, the timeout will be restored. If a team is successful on both of its challenges, it shall be awarded a third challenge, but a fourth challenge will not be permitted under any circumstance.

The Head Coach may challenge on-field rulings identified in the Reviewable Plays section below, except for those plays that only the Replay Official can challenge. A team that is out of timeouts, or has used all its available challenges, may not attempt to initiate a challenge.

If a team initiates a challenge when it is not permitted to do so, it will be charged a timeout. The penalty for initiating a challenge when a team has exhausted its timeouts is a loss of 15 yards.

**Replay Official's Request for Review:** Only the Replay Official or the Senior Vice President of Officiating or his or her designee may challenge a play that begins after the two-minute warning of each half, throughout any overtime period, and plays in which the final on-field ruling includes: points awarded to either team; interception by an opponent; fumble or backward pass recovered by an opponent or that goes out of bounds through the opponent's end zone; possession by the kicking team at the end of any free kick or scrimmage kick down; disqualification of a player; or any Try attempt (successful or unsuccessful). Such plays can be challenged only by the Replay Official or the Senior Vice President of Officiating or his or her designee regardless of whether a foul is committed on the play that, if accepted, would negate the on-field rulings.

There is no limit to the number of Replay Reviews that may be initiated by the Replay Official. His or her ability to initiate a review will be unrelated to the number of timeouts that either team has remaining, and no timeout will be charged for any review initiated by the Replay Official. The Replay Official may only challenge a play until the next legal snap or kick.

**Replay Reviews:** All Replay Reviews will be conducted by the Senior Vice President of Officiating or his or her designee. Reviews are conducted in consultation with the Replay Official and the Referee, who will have access to a field-level video monitor. An on-field ruling will be changed only when the Senior Vice President of Officiating or his or her designee determines that clear and obvious video evidence warrants a change.

Each review will be a maximum of 60 seconds in length, timed from when video is sent to the hand-held, field-level device.

All reviewable aspects of the play may be examined and are subject to reversal, even if not identified in a coach's challenge or if not the specific reason for a Replay Official's request for review.

**Reviewable Plays:** The Replay System will cover the following play situations:

- A. Plays involving possession.
- B. Plays involving touching of either the ball or the ground.
- C. Plays governed by the goal line.
- D. Plays governed by the boundary lines.
- E. Plays governed by the line of scrimmage.
- F. Plays governed by the line to gain.
- G. Number of players on the field, even when a foul is not called.
- H. Game administration:
  - a. Penalty enforcement.
  - b. Proper down.
  - c. Spot of a foul.
  - d. Status of the game clock.
- I. Disqualification of a player for football and non-football acts.
- J. Other reviewable plays:
  - a. Direction of a pass.
  - b. Illegal forward pass.
  - c. Field goal or try attempt.
  - d. Illegal forward handoff.
  - e. Ball touching a foreign object.

When the on-field ruling results in a dead ball (e.g., score, down by contact, incomplete pass, etc.), and following replay review, it is determined that possession was lost before the ball should have been ruled dead, possession can be awarded to a player who clearly recovers a loose ball in the immediate continuing action. When the on-field ruling is an incomplete pass and there is no clear recovery, the ball will be awarded to the team last in possession at the spot where it lost possession. A loose ball that touches out of bounds is deemed a clear recovery by the player who last possessed the ball. A preliminary ruling by on-field officials of which team recovered the ball can also constitute a clear recovery.

When a ruling is changed in replay, the game clock will be reset to the time when the ball should have been declared dead and the clock status is determined by rule. The game clock is not reset if the on-field ruling is not changed in replay.

When a changed ruling results in a running clock for plays that begin after the two-minute warning, the clock is reset to the time when the play should have ended, and the clock will run for 10 seconds from the reset time. If less than 10 seconds remain in the half or the game, the half or the game is over.

## INSTANT REPLAY

## INSTANT REPLAY HISTORY

From 1986-91, a limited system of Instant Replay was used on a year-by-year basis. Replay also was experimented with during the 1996 and 1998 preseasons.

For the 1999 season, the NFL introduced a system of Referee Replay Review to aid officiating. That system was extended on a one-year basis for the 2000 season and then approved for the next three years through 2003. The system was extended on a five-year basis in March 2004 and was later installed permanently in March 2007.

Following are the results of the different systems:

## REGULAR SEASON, 1986-91

Year	Games	Plays Closely Reviewed	Reversals
1986	224	374	38
1987	210	490	57
1988	224	537	53
1989	224	492	65
1990	224	504	73
1991	224	570	90
<b>TOTAL</b>	<b>1,330</b>	<b>2,967</b>	<b>376</b>

## PRESEASON, 1996 &amp; 1998

Year	Games	Plays Closely Reviewed	Reversals
1996	10	13	3
1998	10	10	3
<b>TOTAL</b>	<b>20</b>	<b>23</b>	<b>6</b>

## REGULAR SEASON, 1999-2021

Year	Games	Total Replay Stoppages	Coaches Challenges	Total Replay Reversals
1999	248	195	133	57
2000	248	247	179	84
2001	248	258	191	89
2002	256	294	208	94
2003	256	255	184	66
2004	256	283	233	88
2005	256	295	223	92
2006	256	311	237	107
2007	256	327	250	122
2008	256	315	229	117
2009	256	328	228	126
2010	256	361	252	133
2011	256	390	209	172
2012	256	435	157	170
2013	256	423	183	185
2014	256	439	165	151
2015	256	415	201	176
2016	256	345	168	149
2017	256	429	182	196
2018	256	349	156	172
2019	256	417	217	196
2020	256	364	148	198
2021	272	279	131	158
<b>TOTAL</b>	<b>5,880</b>	<b>7,754</b>	<b>4,464</b>	<b>3,098</b>

*Information on these two pages as of May 2022*

## WAIVERS

### WAIVERS

The waiver system is a procedure by which player contracts or NFL rights to players are made available by a club to other clubs in the League. During the procedure, the 31 other clubs either file claims to obtain the players or waive the opportunity to do so—thus the term “waiver.” Claiming clubs are assigned players on a priority based on the inverse of won-and-lost standing. The claiming period is 24 hours from the first business day after the Super Bowl through the conclusion of the regular season. If a player passes through waivers unclaimed, he becomes a free agent. All waivers are no recall and no withdrawal. Under the Collective Bargaining Agreement, from the beginning of the waiver system each year through the trading deadline, any veteran who has acquired four years of pension credit is not subject to the waiver system if the club desires to release him. After the trading deadline, such players are subject to the waiver system.

### ACTIVE/INACTIVE LIST

The Active/Inactive List is the principal status for players participating for a club. It consists of all players under contract who are eligible for preseason, regular-season and postseason games. Teams are permitted to open training camp with no more than 90 players under contract and thereafter must meet a mandatory roster reduction prior to the season-opener. Teams will be permitted an Active List of 47 players (or 48 players if teams carry eight offensive linemen) and an Inactive List of five or six players to complete their 53-player rosters for each regular-season and postseason game. Teams also are permitted to establish Practice Squads of up to 16 players who are eligible to participate in practice, but these players remain free agents and are eligible to sign with any other team.

- Aug. 16 ..... Roster reduction to 85 players
- Aug. 23 ..... Roster reduction to 80 players
- Aug. 30 ..... Roster reduction to 53 players
- Aug. 31 ..... Teams establish a Practice Squad  
(2021 Practice Squad limit is TBD)

In addition to the squad limits described above, the overall roster limit of 90 players remains in effect throughout the regular season and postseason. The overall limit is applicable to players on a team's Active, Inactive and certain Exempt Lists, players on the Practice Squad, and players on the Reserve List as Injured, Physically Unable to Perform, Non-Football Illness/Injury, and Suspended by Club.

### RESERVE LIST

The Reserve List is a status for players who, for reasons of injury, retirement, military service, or other circumstances, are not immediately available for participation with a club. Except for eight players who must be Designated for Return, players on Reserve/Injured are not eligible to practice or return to the Active/Inactive List in the same season that they are placed on Reserve. Players in the category of Reserve/Retired, Reserve/Did Not Report, Reserve/Exclusive Rights, and players who were placed in the category of Reserve/Left Squad in a previous season may not be reinstated after a club's Week 13 game. No reinstatement may occur in the last five weeks of the regular season through the postseason.

### ANNUAL ACTIVE PLAYER LIMITS

2020-22 .....	47 <sup>^</sup>
2011-19 .....	46
1991-2010 .....	45 <sup>**</sup>
1985-90 .....	45
1983-84 .....	49
1982 .....	45†-49
1978-81 .....	45
1975-77 .....	43
1974 .....	47
1964-73 .....	40
1963 .....	37
1961-62 .....	36
1960 .....	38
1959 .....	36
1957-58 .....	35
1951-56 .....	33
1949-50 .....	32
1948 .....	35
1947 .....	35 <sup>†</sup> -34
1945-46 .....	33
1943-44 .....	28
1940-42 .....	33
1938-39 .....	30
1936-37 .....	25
1935 .....	24
1930-34 .....	20
1926-29 .....	18
1925 .....	16

<sup>†</sup> 35 for first three games  
<sup>†</sup> 45 for first two games  
<sup>\*\*</sup> 45 plus a third quarterback  
<sup>^</sup> 48 if activating eight offensive linemen

### AMERICAN FOOTBALL LEAGUE

### Limit

1966-69 .....	40
1965 .....	38
1964 .....	34
1962-63 .....	33
1960-61 .....	35

### NFL FREE AGENCY MOVEMENT

The following chart details veteran free agents who signed with new teams:

	Unrestricted	Restricted	Transition	Franchise	TOTALS
1993	108	8	4	1	121
1994	121	7	4	0	132
1995	171	6	2	0	179
1996	100	4	2	0	106
1997	86	2	2	0	90
1998	112	4	1	2	119
1999	115	2	1	0	118
2000	107	4	0	0	111
2001	93	4	0	0	97
2002	130	1	0	0	131
2003	111	5	1	0	117
2004	124	1	1	0	126
2005	104	3	0	0	107
2006	149	4	1	0	154
2007	126	4	0	0	130
2008	132	3	0	0	135
2009	128	0	0	0	128
2010	51	1	0	0	52
2011	163	0	0	0	163
2012	143	0	0	0	143
2013	165	0	0	0	165
2014	159	1	0	0	160
2015	141	0	1	0	142
2016	128	2	0	0	130
2017	169	2	0	0	171
2018	172	3	0	0	175
2019	155	0	0	0	155
2020	169	0	0	0	169
2021	188	0	0	0	188
2022	193	0	0	0	193



# The AFC

Baltimore Ravens .....	41
Buffalo Bills .....	47
Cincinnati Bengals .....	53
Cleveland Browns .....	59
Denver Broncos.....	65
Houston Texans .....	71
Indianapolis Colts.....	77
Jacksonville Jaguars .....	83
Kansas City Chiefs .....	89
Las Vegas Raiders .....	95
Los Angeles Chargers .....	101
Miami Dolphins .....	107
New England Patriots.....	113
New York Jets.....	119
Pittsburgh Steelers.....	125
Tennessee Titans.....	131



## BALTIMORE RAVENS



American Football Conference  
North Division  
**1 Winning Drive**  
Owings Mills, MD 21117  
Telephone: (410) 701-4000

**Team Colors:** Black, Purple, Metallic Gold

### 2022 SCHEDULE

#### PRESEASON

Aug. 11 **Tennessee** .....7:30 PM  
Aug. 21 **at Arizona** .....8:00 PM  
Aug. 27 **Washington** .....7:00 PM

#### REGULAR SEASON

Sep. 11 **at N.Y. Jets** .....1:00 PM  
Sep. 18 **Miami** .....1:00 PM  
Sep. 25 **at New England** .....1:00 PM  
Oct. 2 **Buffalo** .....1:00 PM  
Oct. 9 **Cincinnati** .....8:20 PM  
Oct. 16 **at N.Y. Giants** .....1:00 PM  
Oct. 23 **Cleveland** .....1:00 PM  
Oct. 27 **at Tampa Bay (Thu)** .....8:15 PM  
Nov. 7 **at New Orleans (Mon)** .....8:15 PM  
BYE  
Nov. 20 **Carolina** .....1:00 PM  
Nov. 27 **at Jacksonville** .....1:00 PM  
Dec. 4 **Denver** .....1:00 PM  
Dec. 11 **at Pittsburgh** .....1:00 PM  
Dec. 17/18 **at Cleveland** .....TBD  
Dec. 24 **Atlanta (Sat)** .....1:00 PM  
Jan. 1 **Pittsburgh** .....1:00 PM  
Jan. 7/8 **at Cincinnati** .....TBD

*\*All times ET: Sunday night games in Weeks 5-15 and 17 subject to change*

**Stadium:** M&T Bank Stadium  
1101 Russell Street  
Baltimore, MD 21230

**Opened:** 1998  
**Capacity:** 70,745  
**Playing Surface:** Grass

#### Training Camp:

1 Winning Drive  
Owings Mills, MD 21117

### CLUB OFFICIALS

Owner: Steve Bisciotti  
President: Sashi Brown  
Executive Vice President & General Manager: Eric DeCosta  
Executive Vice President: Ozzie Newsome  
Senior Vice President of Football Operations: Pat Moriarty  
Chief Medical Officer: Dr. Andrew Tucker  
Senior Vice President of Ravens Media: Michelle Andres  
Senior Vice President of Marketing: Brad Downs  
Senior Vice President/General Counsel: Brandon Etheridge  
Senior Vice President of Finance/Chief Financial Officer: Jeff Goering  
Senior Vice President of Ticket Sales & Operations: Baker Koppelman  
Senior Vice President of Human Resources: Elizabeth Mearman  
Senior Vice President/Chief Sales Officer: Kevin Rochlitz  
Senior Vice President of Communications: Chad Steele  
Senior Vice President of Stadium Operations: Rich Tamayo  
Vice President of Suite Sales & Service: Theresa Abato  
Vice President of Corporate Sales & Suites: Aaron Cline  
Vice President of Stadium Operations: John Cline  
Vice President of Finance: Jim Coller  
Vice President of Community Relations: Heather Darney  
Senior Video Operations Advisor: Jon Dubé  
Vice President of Football Video Operations: Mark Bienvenu  
Vice President of Team Travel: Joan Fennekoh  
Vice President of Public Relations: Patrick Gleason  
Vice President of Client Services: Kate Kasabula  
Vice President of Information Technology: Asheesh Kinra  
Vice President of Broadcasting & Gameday Productions: Jay O'Brien  
Vice President of Security: Craig Singleterry  
Director of Player Personnel: Joe Hartz  
Director of Player Personnel: George Kokinis  
Vice President of Football Administration: Nick Matteo  
Director of College Scouting: David Blackburn  
Assistant Director of Player Personnel: Mark Azevedo  
Senior Player Personnel Executive: Vincent Newsome  
Director of Research & Development: David McDonald  
National Scout: Andrew Raphael  
Scouts: Houegnon 'O' Attenoukon, Brandon Berning, Joey Cleary, Corey Frazier, Patrick McDonough, Chas Stallard, Bobby Vega, Kevin Weild  
Scouting Research & Development Manager: Steve Clagett  
Manager, Player Evaluations & Analytics: Corey Krawiec  
Manager of Data and Decision Science: Derrick Yam  
Chief of Staff to the GM: Jenn Hoffman  
Director of Player Engagement: Jameel McClain  
Senior Advisor to Player Engagement: O.J. Brigrance  
Director of Football Research: Scott Cohen  
Head Certified Athletic Trainer: Adrian Dixon  
Head Equipment Manager: Kenico Hines  
Head Groundskeeper (JAPC): Bryan Filkins  
Head Groundskeeper (M&T Bank Stadium): Sean Kauffman  
Head Strength and Conditioning Coach: Steve Saunders

### COACHING HISTORY

(249-194-1)

*Records include postseason games*

1996-98 Ted Marchibroda .....16-31-1  
1999-2007 Brian Billick .....85-67-0  
2008- John Harbaugh .....148-96-0

### PAID ATTENDANCE, 2021

Home 613,640                      Away 496,992  
Total 1,110,632  
Single-game home record,  
71,547 (1/15/12)  
Single-season home record,  
613,640 (2021)

### 2022 DRAFT CHOICES

Rd	Name	Pos	College
1	Kyle Hamilton	DB	Notre Dame
1	Tyler Linderbaum	C	Iowa
2	David Ojabo	LB	Michigan
3	Travis Jones	DT	Connecticut
4	Daniel Faalele	T	Minnesota
4	Jalyn Armour-Davis	DB	Alabama
4	Charlie Kolar	TE	Iowa St.
4	Jordan Stout	P	Penn St.
4	Isaiah Likely	TE	Coastal Carolina
4	Damarion Williams	DB	Houston
6	Tyler Badie	RB	Missouri

# BALTIMORE RAVENS

## 2021 TEAM RECORD

### REGULAR SEASON (8-9)

Date	Opponent	Result
Sept. 13	at Las Vegas (OT)	L 27-33
Sept. 19	KANSAS CITY	W 36-35
Sept. 26	at Detroit	W 19-17
Oct. 3	at Denver	W 23-7
Oct. 11	INDIANAPOLIS (OT)	W 31-25
Oct. 17	L.A. CHARGERS	W 34-6
Oct. 24	CINCINNATI	L 17-41
Nov. 7	MINNESOTA (OT)	W 34-31
Nov. 11	at Miami	L 10-22
Nov. 21	at Chicago	W 16-13
Nov. 28	CLEVELAND	W 16-10
Dec. 5	at Pittsburgh	L 19-20
Dec. 12	at Cleveland	L 22-24
Dec. 19	GREEN BAY	L 30-31
Dec. 26	at Cincinnati	L 21-41
Jan. 2	L.A. RAMS	L 19-20
Jan. 9	PITTSBURGH (OT)	L 13-16

### SCORE BY PERIODS

Team	1	2	3	4	OT	Total
Team	51	119	72	136	9	387
Opponents	54	121	81	127	9	392

## 2021 TEAM STATISTICS

	Team	Opp.
Total First Downs	394	340
Rushing	159	81
Passing	209	232
Penalty	26	27
3rd Down: Made/Att	82/225	70/201
3rd Down Pct.	36.4	34.8
4th Down: Made/Att	18/27	11/18
4th Down Pct.	66.7	61.1
Possession Avg.	32:22	27:38
Total Net Yards	6440	6178
Avg. Per Game	378.8	363.4
Total Plays	1185	1033
Avg. Per Play	5.4	6.0
Net Yards Rushing	2479	1436
Avg. Per Game	145.8	84.5
Total Rushes	517	378
Net Yards Passing	3961	4742
Avg. Per Game	233.0	278.9
Sacked/Yards Lost	57/306	34/244
Gross Yards	4267	4986
Att./Completions	611/396	621/397
Completion Pct.	64.8	63.9
Had Intercepted	18	9
Punts/Average	71/44.4	83/45.6
Net Punting Avg.	71/40.0	83/39.6
Penalties/Yards	102/852	98/882
Fumbles/Ball Lost	21/8	13/6
Touchdowns	41	48
Rushing	18	13
Passing	21	31
Returns	2	4

## 2021 INDIVIDUAL STATISTICS

PASSING	Att	Cmp	Yds	Cmp%	Yds/Att	TD	TD%	Int	Int%	LG	Sk/Lost	Rtng
L.Jackson	382	246	2882	64.4	7.54	16	4.2	13	3.4	49t	38/190	87.0
Huntley	188	122	1081	64.9	5.75	3	1.6	4	2.1	43	18/107	76.6
Johnson	40	28	304	70.0	7.60	2	5.0	1	2.5	28	1/9	98.3
Koch	1	0	0	0.0	0.00	0	0.0	0	0.0	---	0/0	39.6
Team	611	396	4267	64.8	6.98	21	3.4	18	2.9	49t	57/306	84.4
Opponents	621	397	4986	63.9	8.03	31	5.0	9	1.4	82t	34/244	99.4

### TD TD TD TD

SCORING	Tot	Ru	Rec	Rt	PAT	FG	Saf	Pts
Tucker	0	0	0	0	32/32	35/37	0	137
Andrews	9	0	9	0	0	0	58	
Brown	6	0	6	0	0	0	36	
Freeman	6	5	1	0	0	0	36	
L.Murray	6	6	0	0	0	0	36	
Duvernay	3	0	2	1	0	0	18	
Bell	2	2	0	0	0	0	12	
Huntley	2	2	0	0	0	0	12	
L.Jackson	2	2	0	0	0	0	12	
Bateman	1	0	1	0	0	0	6	
Clark	1	0	0	1	0	0	6	
Ricard	1	0	1	0	0	0	6	
Watkins	1	0	1	0	0	0	6	
T.Williams	1	1	0	0	0	0	6	
Team	41	18	21	2	32/32	35/37	0	387
Opponents	48	13	31	4	39/42	21/28	0	392

2-Pt Conv: Andrews 2. Team 2-8. Opponents 1-5.

### RUSHING

	No.	Yds	Avg	LG	TD
L.Jackson	133	767	5.8	31	2
Freeman	133	576	4.3	32	5
L.Murray	119	501	4.2	46t	6
Huntley	47	294	6.3	21	2
T.Williams	35	185	5.3	35t	1
Bell	31	83	2.7	12	2
Duvernay	7	50	7.1	19	0
Johnson	5	10	2.0	7	0
Brown	1	5	5.0	5	0
Cannon	2	5	2.5	3	0
Ricard	2	4	2.0	2	0
Andrews	1	0	0.0	0	0
McCrary	1	-1	-1.0	-1	0
Team	517	2479	4.8	46t	18
Opponents	378	1436	3.8	66	13

### RECEIVING

	No.	Yds	Avg	LG	TD
Andrews	107	1361	12.7	43	9
Brown	91	1008	11.1	49t	6
Bateman	46	515	11.2	36	1
Freeman	34	190	5.6	15	1
Duvernay	33	272	8.2	21	2
Watkins	27	394	14.6	49	1
Proche	16	202	12.6	32	0
L.Murray	10	75	7.5	18	0
T.Williams	9	84	9.3	21	0
Oliver	9	66	7.3	19	0
Ricard	8	63	7.9	22	1
Wallace	2	23	11.5	18	0
Tomlinson	1	7	7.0	7	0
Boykin	1	6	6.0	6	0
Boyle	1	2	2.0	2	0
Bell	1	-1	-1.0	-1	0
Team	396	4267	10.8	49t	21
Opponents	397	4986	12.6	82t	31

### INTERCEPTIONS

	No.	Yds	Avg	LG	TD
Averett	3	21	7.0	21	0
Clark	2	17	8.5	17t	1
Elliott	1	0	0.0	0	0
Humphrey	1	0	0.0	0	0
Stone	1	0	0.0	0	0
Young	1	0	0.0	0	0
Team	9	38	4.2	21	1
Opponents	18	157	8.7	34t	1

### PUNTING

	No.	Yds	Avg	Net TB	In20	LG	B
Koch	71	3149	44.4	40.0	4	26	61
Team	71	3149	44.4	40.0	4	26	61
Opponents	83	3788	45.6	39.6	7	27	69

### PUNT

RETURNS	Ret	FC	Yds	Avg	LG	TD
Duvernay	26	24	360	13.8	42	0
Team	26	24	360	13.8	42	0
Opponents	31	16	228	7.4	23	0

### KICKOFF

RETURNS	No.	Yds	Avg	LG	TD
Duvernay	28	676	24.1	47	0
Proche	2	22	11.0	22	0
Wallace	2	39	19.5	24	0
Team	32	737	23.0	47	0
Opponents	39	724	18.6	98t	1

### FIELD

GOALS	1-19	20-29	30-39	40-49	50+
Tucker	0/0	7/7	9/9	13/15	6/6
Team	0/0	7/7	9/9	13/15	6/6
Opponents	0/0	4/4	9/10	5/9	3/5

### SACKS

	No.
Bowser	7.0
Oweh	5.0
Houston	4.5
Bynes	2.0
Madubuike	2.0
Queen	2.0
Young	2.0
Campbell	1.5
Clark	1.0
Elliott	1.0
Jefferson	1.0
Mack	1.0
McPhee	1.0
Seymour	1.0
B.Washington	1.0
(Team)	1.0
Team	34.0
Opponents	57.0

## BALTIMORE RAVENS

## 2022 COACHING STAFF

**John Harbaugh, Head Coach**

**Pro Career:** Super Bowl-winning head coach John Harbaugh enters his 15th season at the helm in Baltimore. He has led the Ravens to a playoff berth in nine (2008-12, 2014, 2018-20) of his 14 full seasons, and in 2012, captured the franchise's second Super Bowl championship. Under Harbaugh's guidance, Baltimore is one of six teams with at least nine playoff berths in the past 14 seasons: N.E. (12), G.B. (11), Bal. (9), K.C. (9), Pit. (9) and Sea. (9). In their most recent postseason berth of 2020, the Ravens registered an 11-5 regular season record before falling in the Divisional Round at Buffalo. In 2019, Harbaugh became the first Ravens coach ever to win The Associated Press NFL Coach of the Year Award. He led the Ravens to the AFC's No. 1 playoff seed and a franchise-best 14-2 record. Baltimore also won a franchise-record 12-straight games to close out the regular season. In 2018, Baltimore (10-6) captured the AFC North Division title, earning a Wild Card playoff berth vs. the Los Angeles Chargers. In 2014, the Ravens posted a 10-6 record en route to capturing a 30-17 victory at Pittsburgh in the Wild Card round. In 2012 the Ravens seized the franchise's second Super Bowl championship. Baltimore topped the Colts in the Wild Card round and followed that by earning a Divisional Round victory over top-seeded Denver before advancing to Super Bowl XLVII with a win in the AFC Championship Game at New England. In the Super Bowl in New Orleans, the Ravens bested the San Francisco 49ers by a final of 34-31. In his initial season with the team (2008), Harbaugh led Baltimore to an 11-5 record and a berth in the AFC Championship Game. Baltimore set an NFL record that season for most total wins (13) by a team with both a rookie head coach and a rookie starting quarterback (Joe Flacco). Harbaugh spent his first 10 NFL seasons (1998-2007) with the Philadelphia Eagles. He was the team's secondary coach in 2007, after nine seasons as its special teams coordinator. He was voted the 2001 NFL's Special Teams Coach of the Year by his coaching peers. Career record: 148-96.

**Background:** Played defensive back at Miami (Ohio) from 1980-83, earned degree in political science. No pro playing experience. Coached collegiately at Western Michigan (1984-86), Pittsburgh (1987), Morehead State (1988), Cincinnati (1989-1996), and Indiana (1997).

**Personal:** Born in Perrysburg, Ohio, on Sept. 23, 1962, Harbaugh and his wife, Ingrid, have a daughter, Alison. Son of longtime college coach Jack. His brother, Jim, head coach at Michigan, played for the Ravens in 1998. John's brother-in-law, Tom Crean, who is a longtime college head basketball coach, is married to the brothers' sister, Joani.

**ASSISTANT COACHES**

**Randy Brown,** special teams: born July 30, 1967, Marlton, N.J. Kicker Catawba 1985-88. No pro playing experience. Pro coach: Chicago Bears 1998-2000, Philadelphia Eagles 2004-05. Joined Ravens in 2008.

**Joe D'Alessandris,** offensive line: born April 29, 1954, Aliquippa, Pa. Guard Western Carolina 1972-76. No pro playing experience. College coach: Western Carolina 1977-78, Livingston 1979-83, Memphis 1984-85, Tennessee-Chattanooga 1986-89, Samford 1993, Texas A&M 1994, Pittsburgh 1996, Duke 1997-2001, Georgia Tech 2002-07. Pro coach: Ottawa Rough Riders (CFL) 1990, Birmingham Fire (WLAFL) 1991-92, Memphis Pharoahs (AFL) 1995, Kansas City Chiefs 2008-09, Buffalo Bills 2010-12, San Diego Chargers 2013-15. Joined Ravens in 2017.

**Mike Devlin,** assistant offensive line: born Nov. 16, 1969, Blacksburg, Va. Guard Iowa 1990-93. Pro guard and center Buffalo Bills 1993-95, Arizona Cardinals 1996-99. College coach: Toledo 2004-05. Pro coach: Arizona Cardinals 2000-03, New York Jets 2006-14, Houston Texans 2015-20. Joined Ravens in 2022.

**Bobby Engram,** tight ends: born Jan. 7, 1973, Camden, S.C. Wide receiver Penn State 1992-95. Pro wide receiver Chicago Bears 1996-2000, Seattle Seahawks 2001-08, Kansas City Chiefs 2009. College coach: Pittsburgh 2012-13. Pro coach: San Francisco 49ers 2011. Joined Ravens in 2014.

**George Godsey,** tight ends: born Jan. 1, 1979, Tampa, Fla. Quarterback Georgia Tech 1998-2001. Pro quarterback Tampa Storm (AFL) 2003. College coach: Central Florida 2004-10. Pro coach: New England Patriots 2011-13, Houston Texans 2014-16, Detroit Lions 2017-18, Miami Dolphins 2019-21. Joined Ravens in 2022.

**Chris Hewitt,** pass game coordinator/secondary: born July 22, 1974, Kingston, Jamaica. Defensive back Cincinnati 1993-96. Pro defensive back New Orleans Saints 1997-99. College coach: Notre Dame 2003, Rutgers 2004-11. Pro coach: Joined Ravens in 2012.

**Chris Horton,** special teams coordinator: born Dec. 29, 1984, Los Angeles, Calif. Safety UCLA 2003-07. Pro safety Washington Redskins 2008-11, New York Giants 2012. Pro coach: Seattle Seahawks 2013. Joined Ravens in 2014.

**Rob Leonard,** outside linebackers: born July 6, 1985, Moon Township, Pa. Defensive back Washington & Jefferson 2005, North Carolina State 2006-08. No pro playing experience. College coach: North Carolina State 2010-12. Pro coach: New York Giants 2013-18, Miami Dolphins 2019-21. Joined Ravens in 2022.

**D'Anton Lynn,** safeties: born Oct. 24, 1989, Plano, Texas. Cornerback Penn State 2008-11. No pro playing experience. Pro coach: New York Jets 2014, Buffalo Bills 2015-16, Los Angeles Chargers 2017, Houston Texans 2018-20. Joined Ravens in 2021.

**Mike Macdonald,** defensive coordinator: born June 26, 1987, Boston, Mass. Attended Georgia. No college or pro playing experience. College coach: Georgia 2011-13, Michigan 2021. Pro coach: Baltimore Ravens 2014-20. Rejoined Ravens in 2022.

**Teo Martin,** wide receivers: born June 25, 1978, Mobile, Ala. Quarterback Tennessee 1996-99. Pro quarterback Pittsburgh Steelers 2001, Oakland Raiders 2003. College coach: Morehouse College 2006, New Mexico 2009, Kentucky 2010-11, Southern California 2012-18, Tennessee 2019-20. Pro coach: Joined Ravens in 2021.

**Zachary Orr,** inside linebackers: born June 9, 1992, Fairfax, Va. Linebacker North Texas 2011-14. Pro linebacker Baltimore Ravens 2014-16. Pro coach: Baltimore Ravens 2017-20. Jacksonville Jaguars 2021. Rejoined Ravens in 2022.

**Ryan Osborn,** defensive assistant: born Jan. 1, 1988, Norton, Mass. Attended Bridgewater State. No college or pro playing experience. College coach: Maine Maritime Academy 2011-12, Amherst 2013, St. Norbert 2014-15, Mississippi State 2016-17, Florida 2018-19, Tennessee-Martin 2020, Michigan 2021. Pro coach: Joined Ravens in 2022.

**Jay Peterson,** defensive assistant: born Feb. 6, 1962, Hopedale, Ohio. Running back Miami (Ohio) 1980-83. No pro playing experience. College coach: Miami (Ohio) 1991-98 and 2011-13, Northwestern 1999-2003, Eastern Michigan 2004-08 and 2014-18, Illinois State 2009-10, Wayne State 2019-20. Pro coach: Joined Ravens in 2021.

**Matt Robinson,** defensive assistant: born Dec. 31, 1991, Columbia, Md. Linebacker/defensive back Maryland 2010-14. Pro linebacker Jacksonville Jaguars 2015. College coach: Maryland 2019-20. Pro coach: Joined Ravens in 2021.

**Greg Roman,** offensive coordinator: born Aug. 19, 1972, Atlantic City, N.J. Defensive line/linebacker John Carroll 1990-94. No pro playing experience. College coach: Stanford 2009-10. Pro coach: Carolina Panthers 1995-2001, Houston Texans 2002-05, Baltimore Ravens 2006-07, San Francisco 49ers 2011-14, Buffalo Bills 2015-16. Rejoined Ravens in 2017.

**Daniel Stern,** offensive assistant: born Jan. 11, 1994, Baltimore, Md. No college or pro playing experience. Pro coach: Joined Ravens in 2016.

**Travis Switzer,** offensive assistant: born Nov. 10, 1992, Lancaster, Pa. Center Akron 2011-14. No pro playing experience. Pro coach: Joined Ravens in 2017.

**James Urban,** quarterbacks: born Dec. 1, 1973, Mechanicsburg, Pa. Wide receiver Washington & Lee 1993-96. No pro playing experience. College coach: Clarion 1997-98, Pennsylvania 1999-2003.

## BALTIMORE RAVENS

Pro coach: Philadelphia Eagles 2004-10, Cincinnati Bengals 2011-17. Joined Ravens in 2018.

**Craig Ver Steeg**, running backs: born Sept. 11, 1960, Inglewood, Calif. No college or pro playing experience. College coach: Southern California 1984-85, Utah 1986-89 and 2001-02, Cincinnati 1990-93, Harvard 1994-95, Illinois 1998-2000, Rutgers 2003-07. Pro coach: Chicago Bears 1996-97. Joined Ravens in 2008.

**Anthony Weaver**, assistant head coach/defensive line: born July 28, 1980, Killeen, Texas. Defensive end Notre Dame 1998-2001. Pro defensive end

Baltimore Ravens 2002-05, Houston Texans 2006-08. College coach: Florida 2010, North Texas 2011. Pro coach: New York Jets 2012, Buffalo Bills 2013, Cleveland Browns 2014-15, Houston Texans 2016-20. Joined Ravens in 2021.

**T.J. Weist**, assistant special teams: born June 25, 1965, Bay City, Mich. Wide receiver Alabama 1985-87. No pro playing experience. College coach: Alabama 1988-90, Michigan 1990-93 and 2015, Southern Illinois 1994-96, Tulsa 1996-97, Indiana 1997-2001, Western Kentucky 2002-09, Cincinnati 2010-13, Connecticut 2013, South Florida 2016. Pro coach: Joined Ravens in 2018.

**Keith Williams**, pass game specialist: born June 18, 1971, Lima, Ohio. Wide receiver San Diego State 1991-93. Pro wide receiver Washington Redskins 1994, Frankfurt Galaxy (WAAF) 1995, Saskatchewan Roughriders (CFL) 1995-96. College coach: Solano College 2000, San Jose State 2001-04, San Jose City College 2005-08, Fresno State 2009-11, Tulane 2012-14, Nebraska 2015-17. Pro coach: San Antonio Commanders (AAF) 2019. Joined Ravens in 2021.

### RECORD HOLDERS

#### INDIVIDUAL RECORDS—CAREER

Rushing (Yds.)	Jamal Lewis, 2000-06	7,801
Passing (Yds.)	Joe Flacco, 2008-18	38,245
Passing (TDs)	Joe Flacco, 2008-18	212
Receiving (No.)	Derrick Mason, 2005-10	471
Receiving (Yds.)	Derrick Mason, 2005-10	5,777
Interceptions	Ed Reed, 2002-12	61
Punting (Avg.)	Sam Koch, 2006-21	45.3
Punt Return (Avg.)	Jermaine Lewis, 1996-2001	11.8
Kickoff Return (Avg.)	Jacoby Jones, 2012-14	30.1
Field Goals	Matt Stover, 1996-2008	354
Touchdowns (Tot.)	Jamal Lewis, 2000-06	47
Points	Matt Stover, 1996-2008	1,464
*Sacks	Terrell Suggs, 2003-18	132.5

#### INDIVIDUAL RECORDS—SINGLE SEASON

Rushing (Yds.)	Jamal Lewis, 2003	2,066
Passing (Yds.)	Joe Flacco, 2016	4,317
Passing (TDs)	Lamar Jackson, 2019	36
Receiving (No.)	Mark Andrews, 2021	107
Receiving (Yds.)	Mark Andrews, 2021	1,361
Interceptions	Ed Reed, 2004, 2008	9
Punting (Avg.)	Sam Koch, 2014, 2018	47.4
Punt Return (Avg.)	Jermaine Lewis, 2000	16.1
Kickoff Return (Avg.)	Jacoby Jones, 2012	30.7
Field Goals	Justin Tucker, 2013, 2016	38
Touchdowns (Tot.)	Ray Rice, 2011	15
	Mark Ingram II, 2019	15
Points	Justin Tucker, 2016, 2017, 2018, 2019	141
*Sacks	Elvis Dumervil, 2014	17.0

#### INDIVIDUAL RECORDS—SINGLE GAME

Rushing (Yds.)	Jamal Lewis, 9-14-03	295
Passing (Yds.)	Vinny Testaverde, 10-27-96	429
Passing (TDs)	Tony Banks, 9-10-00	5
	Joe Flacco 10-12-14	5
	Lamar Jackson, 9-8-19, 11-25-19, 12-12-19	5
Receiving (No.)	Priest Holmes, 10-11-98	13
	Steve Smith, Sr., 9-27-15	13
Receiving (Yds.)	Qadry Ismail, 12-12-99	258
Interceptions	Many times	2
	Last time by Chuck Clark, 1-2-22	
Field Goals	Justin Tucker, 12-16-13	6
Touchdowns (Tot.)	Marcus Robinson, 11-23-03	4
Points	Marcus Robinson, 11-23-03	24
*Sacks	Michael McCrary, 11-8-98	4.0
	Peter Boulware, 1-7-02	4.0

\*Sacks became an official statistic in 1982

## BALTIMORE RAVENS

## 2022 VETERAN ROSTER

No.	Name	Pos.	Ht.	Wt.	Birthdate	NFL Exp.	College	Hometown	How Acq.	'21 Games/ Starts
89	Andrews, Mark	TE	6-5	256	9/6/95	5	Oklahoma	Scottsdale, Ariz.	D3b-18	17/9
7	Bateman, Rashod	WR	6-1	193	11/29/99	2	Minnesota	Tifton, Ga.	D1a-21	12/4
47	Biegel, Vince	LB	6-3	246	7/2/93	5	Wisconsin	Marshfield, Wis.	FA-22	5/0
54	Bowser, Tyus	OLB	6-3	242	5/23/95	6	Houston	Tyler, Texas	D2-17	17/17
86	Boyle, Nick	TE	6-4	270	2/17/93	8	Delaware	Sussex, N.J.	D5a-15	5/3
56	Bynes, Josh	ILB	6-1	235	8/24/89	12	Auburn	Lauderdale Lakes, Fla.	FA-21	14/12
93	Campbell, Calais	DE	6-8	300	9/1/86	15	Miami (Fla.)	Denver, Colo.	T(Jac)-20	15/14
36	Clark, Chuck	S	6-0	205	4/19/95	6	Virginia Tech	Suffolk, Va.	D6-17	16/16
66	Cleveland, Ben	G	6-6	357	8/25/98	2	Georgia	Toccoa, Ga.	D3a-21	12/4
63	Colon, Trystan	C	6-3	313	3/23/98	3	Missouri	Webb City, Mo.	FA-20	12/1
97	Crawford, Aaron	DT	6-1	315	11/4/97	3	North Carolina	Ashburn, Va.	FA-20	0*
28	Davis, Mike	RB	5-9	217	2/19/93	8	South Carolina	Stone Mountain, Ga.	FA-22	17/8
27	Dobbins, J.K.	RB	5-10	212	12/17/98	3	Ohio State	La Grange, Texas	D2-20	0*
13	Duvernay, Devin	WR	5-11	200	9/12/97	3	Texas	Sachse, Texas	D3b-20	16/7
35	Edwards, Gus	RB	6-1	238	4/13/95	5	Rutgers	Staten Island, N.Y.	FA-18	0*
45	Ferguson, Jaylon	OLB	6-5	270	12/14/95	4	Louisiana Tech	St. Francisville, La.	D3a-19	10/0
18	Fuller, Kyle	CB	5-11	194	2/16/92	8	Virginia Tech	Baltimore, Md.	FA-22	16/10*
40	Harrison, Malik	ILB	6-3	247	3/5/98	3	Ohio State	Columbus, Ohio	D3c-20	14/5
59	Hayes, Daelin	OLB	6-4	253	5/16/98	2	Notre Dame	Belleville, Mich.	D5b-21	1/0
43	Hill, Justice	RB	5-10	200	11/14/97	4	Oklahoma State	Tulsa, Okla.	D4a-19	0*
50 #	Houston, Justin	OLB	6-3	270	1/21/89	12	Georgia	Statesboro, Ga.	FA-21	15/15
44	Humphrey, Marlon	CB	6-0	197	7/8/96	6	Alabama	Hoover, Ala.	D1-17	15/15
15	Hundley, Brett	QB	6-3	226	6/15/93	6	UCLA	Chandler, Ari.	FA-22	0/0
2	Huntley, Tyler	QB	6-1	196	2/3/98	3	Utah	Hallandale Beach, Fla.	FA-20	7/4
8	Jackson, Lamar	QB	6-2	212	1/7/97	5	Louisville	Pompano Beach, Fla.	D1b-18	12/12
17	Jackson, Robert	CB	6-2	207	12/8/93	4	Nevada-Las Vegas	Fort Myers, Fla.	FA-21	5/0
71	James, Ja'Wuan	T	6-6	312	6/3/92	8	Tennessee	Atlanta, Ga.	FA-21	0*
23	Jefferson II, Tony	S	5-11	211	1/27/92	9	Oklahoma	Chula Vista, Calif.	FA-21	4/0*
61	Jones-Smith, Jaryd	RB	6-7	345	9/3/92	3	Pittsburgh	Camden, N.J.	FA-21	4/0
94	Mack, Isaiah	NT	6-1	299	3/19/96	4	Chattanooga	Tunnel Hill, Ga.	FA-21	2/0
92	Madubuike, Justin	DT	6-3	300	11/17/97	3	Texas A&M	McKinney, Texas	D3a-20	15/11
37	Marshall, Iman	CB	6-1	210	2/27/97	4	Southern California	Long Beach, Calif.	D4c-19	0*
47	McCrary, Nate	RB	6-0	213	4/9/99	2	Saginaw Valley State	Muskegon, Mich.	FA-21	1/0
69	McKenzie, Kahill	G/DT	6-3	326	1/3/97	2	Tennessee	Green Bay, Wis.	FA-21	5/0
65	Mekari, Patrick	OL	6-4	308	8/13/97	4	California	Westlake Village, Calif.	FA-19	13/12
46	Moore, Nick	LS	6-2	248	12/9/92	3	Georgia	Snellville, Ga.	FA-20	17/0
78	Moses, Morgan	T	6-6	330	3/3/91	9	Virginia	North Chesterfield, Va.	UFA(NYJ)-22	17/16
67	Murray, Jimmy	C	6-5	305	5/5/95	3	Holy Cross	Evanston, Ill.	FA-21	0*
84	Oliver, Josh	TE	6-5	249	3/21/97	4	San Jose State	Paso Robles, Calif.	T(Jac)-21	14/1
99	Oweh, Odafe	OLB	6-5	251	12/15/98	2	Penn State	Hackensack, N.J.	D1b-21	15/2
24	Peters, Marcus	CB	6-0	197	1/9/93	8	Washington	Oakland, Calif.	T(LAR)-19	0*
74	Phillips, Tyre	G/T	6-5	330	1/29/97	3	Mississippi State	Grenada, Miss.	D3d-20	10/5
58	Pierce, Michael	DT	6-0	345	11/6/92	6	Samford	Daphne, Ala.	FA-22	8/8
83	Poljan, Tony	TE	6-7	251	4/25/97	2	Virginia	Lansing, Mich.	FA-21	1/0
72	Powers, Ben	G	6-4	310	10/29/96	4	Oklahoma	Wichita, Kan.	D4b-19	13/12
3	Proche II, James	WR	5-11	200	9/20/96	3	Southern Methodist	Dallas, Texas	D6-20	14/0
6	Queen, Patrick	ILB	6-0	232	8/13/99	3	LSU	Ventress, La.	D1-20	17/17
42	Ricard, Patrick	FB/DL	6-3	303	5/27/94	6	Maine	Spencer, Mass.	FA-17	13/11
25	Seymour, Kevon	DB	6-0	185	11/30/93	6	Southern California	Pasadena, Calif.	FA-21	9/2
79	Stanley, Ronnie	T	6-6	315	3/18/94	7	Notre Dame	Las Vegas, Nev.	D1-16	1/1
21	Stephens, Brandon	DB	6-1	213	12/29/97	2	Southern Methodist	Plano, Texas	D3b-21	17/11
26	Stone, Geno	S	5-11	207	4/19/99	3	Iowa	New Castle, Pa.	D7-20	15/1
9	Tucker, Justin	K	6-1	183	11/21/89	11	Texas	Austin, Texas	FA-12	16/0
68	Urban, Brent	DL	6-7	300	5/5/91	8	Virginia	Mississauga, Ontario, Canada	FA-22	6/4
16	Wallace, Tylan	WR	5-11	193	5/13/99	2	Oklahoma State	Fort Worth, Texas	D4-21	17/1
29	Washington, Ar'Darius	S	5-8	176	11/2/99	2	TCU	Shreveport, La.	FA-21	3/0
96	Washington, Broderick	DT	6-2	305	12/4/96	3	Texas Tech	Longview, Texas	D5-20	14/2
57	Welch, Kristian	ILB	6-3	240	5/24/98	3	Iowa	Iola, Wis.	FA-20	16/0
32	Williams, Marcus	S	6-1	195	9/8/96	6	Utah	Eastvale, Calif.	UFA(NO)-22	16/16
95	Wolfe, Derek	DE	6-5	285	2/24/90	11	Cincinnati	East Liverpool, Ohio	UFA(Den)-20	0*
70	Zeidler, Kevin	G	6-4	315	3/8/90	11	Wisconsin	Waukesha, Wis.	FA-21	17/17

## BALTIMORE RAVENS

\* Crawford missed '21 season because of injury; Dobbins missed '21 season because of injury; Edwards missed '21 season because of injury; Fort missed '21 season because of injury; Fuller played 16 games with Denver; Hill missed '21 season because of injury; James missed '21 season because of injury; Jefferson played two games with San Francisco and two with Baltimore; Marshall missed '21 season because of injury; Murray last active with Kansas City in '18; Peters missed '21 season because of injury; Wolfe missed '21 season because of injury.

# Unrestricted free agent; subject to developments.

Players lost through unrestricted free agency (eight): CB Anthony Averett (LV; 14 games in '21), ILB Chris Board (DET; 16), C Bradley Bozeman (CAR; 16), S DeShon Elliott (DET; six), DT Justin Ellis (NYG; 17), QB Josh Johnson (DEN; one), WR Sammy Watkins (GB; 13); CB Chris Westry (CAR; six).

Also played with Ravens in '21—RB Le'Veon Bell (five games), WR Marquise Brown (16), RB/RS Trenton Cannon (one), G James Carpenter (one), DB/LB Anthony Levine (17), P Sam Koch (17), T Cedric Ogbuehi (two), S Jordan Richards (two), T Andre Smith (five), LB Joe Thomas (two), T Alejandro Villanueva (17), CB Tavon Young (17), DB Mazzi Wilkins (one), RB Ty'Son Williams (13), CB Daryl Worley (one).

### FIRST-YEAR ROSTER

Name	Pos.	Ht.	Wt.	Birthdate	College	Hometown	How Acq.
Armour-Davis, Jalyn	CB	6-1	195	9/3/99	Alabama	Mobile, Ala.	D4b
Badie, Tyler	RB	5-8	197	2/7/00	Missouri	New Orleans, La.	D6
Bolden, Slade	WR	5-11	189	1/26/99	Alabama	West Monroe, La.	FA
Bridges, Shemar	WR	6-4	207	12/26/97	Fort Valley State	Jacksonville, Fla.	FA
Brown, Anthony	QB	6-1	217	7/27/98	Oregon	Cliffwood, N.J.	FA
Clark, Trevon	WR	6-3	193	9/27/99	California	Victorville, Ca.	FA
Faalele, Daniel	T	6-8	380	11/9/99	Minnesota	Melbourne, Australia	D4a
Fagot, Diego	ILB	6-3	238	12/30/97	Navy	Fort Lauderdale, Fla.	FA
Hamilton, Kyle	S	6-4	220	3/16/01	Notre Dame	Atlanta, Ga.	D1a
Jones, Travis	DT	6-4	327	10/15/99	Connecticut	New Haven, Conn.	D3
Kolar, Charlie	TE	6-6	250	2/10/99	Iowa State	Norman, Okla.	D4c
Likely, Isaiah	TE	6-4	238	4/18/00	Coastal Carolina	Cambridge, Mass.	D4e
Mason, Ben (1)	FB/TE	6-3	256	5/25/99	Michigan	Newtown, Conn.	FA
Linderbaum, Tyler	CB	6-2	305	4/7/00	Iowa	Solon, Iowa	D1b
McClain, Zakoby	ILB	5-11	227	3/7/00	Auburn	Valdosta, Ga.	FA
McCrary, Nate (1)	RB	6-0	213	4/9/99	Saginaw Valley	Muskegon, Mich.	FA-21
Moon, Jeremiah	OLB	6-5	247	8/18/98	Florida	Hoover, Ala.	FA
Moore, Jaylon (1)	WR	5-11	191	7/1/97	Tennessee-Martin	Memphis, Tenn.	FA-20
Nichols, Rayshad	DT	6-2	306	7/9/98	Stephen F. Austin	Bridge City, La.	FA
Ojabo, David	OLB	6-4	255	5/17/00	Michigan	Aberdeen, Scotland	D2
Person, Ricky	RB	6-0	217	11/12/99	North Carolina State	Wake Forest, N.C.	FA
Poljan, Tony (1)	TE	6-7	251	4/25/97	Virginia	Lansing, Mich.	FA-21
Poik, Makai	WR	6-3	197	8/4/01	Mississippi State	Richmond, Calif.	FA
Ross, Josh	ILB	6-0	225	10/31/99	Michigan	Southfield, Mich.	FA
Stout, Jordan	P	6-3	210	8/4/98	Penn State	Abingdon, Va.	D3b
Vereen, David	CB	5-9	188	10/9/99	Newberry	Florence, S.C.	FA
Webb, Raleigh	WR	6-2	204	12/28/97	The Citadel	Acworth, Ga.	FA
Wiley, Chuck	OLB	6-2	251	5/18/98	Texas-San Antonio	Stockbridge, Ga.	FA
Williams, Damarion	CB	5-10	185	7/15/98	Houston	Miami, Fla.	D4f
Williams, Denzel	CB	5-10	180	3/26/98	Villanova	Rocky Point, N.Y.	FA
Williams, Devon	WR	6-5	211	7/6/00	Oregon	Lancaster, Calif	FA
Victor, Binjimen (1)	WR	6-4	199	1/15/97	Ohio State	Pompano Beach, Fla.	FA-21

The term **NFL Rookie** is defined as a player who is in his first season of professional football and has not been on the roster of another professional football team for any regular-season or postseason games. A **Rookie** is designated by an "R" on NFL rosters. Players who have been active in another professional football league or players who have NFL experience, including either preseason training camp or being on an Active List or Inactive List, or on Reserve/Injured or Reserve/Physically Unable to Perform for fewer than six regular-season games, are termed **NFL First-Year Players**. An **NFL First-Year Player** is designated by a "1" on NFL rosters. Thereafter, a player is credited with an additional year of experience for each season in which he accumulates six games on the Active List or Inactive List, or on Reserve/Injured or Reserve/Physically Unable to Perform.

Log on to [www.baltimore Ravens.com](http://www.baltimore Ravens.com) for an up-to-date roster.



# BUFFALO BILLS



American Football Conference  
East Division

One Bills Drive  
Orchard Park, NY 14127-2296  
Telephone: (716) 648-1800

Team Colors: Royal, Red, White and Navy

## 2022 SCHEDULE

### PRESEASON

Aug. 13 Indianapolis ..... 4:00 PM  
Aug. 20 Denver ..... 1:00 PM  
Aug. 26 at Carolina ..... 7:00 PM

### REGULAR SEASON

Sept. 8 at L.A. Rams (Thu) ..... 8:20 PM  
Sept. 19 Tennessee ..... 7:15 PM  
Sept. 25 at Miami ..... 1:00 PM  
Oct. 2 at Baltimore ..... 1:00 PM  
Oct. 9 Pittsburgh ..... 1:00 PM  
Oct. 16 at Kansas City ..... 4:25 PM  
BYE  
Oct. 30 Green Bay ..... 8:20 PM  
Nov. 6 at N.Y. Jets ..... 1:00 PM  
Nov. 13 Minnesota ..... 1:00 PM  
Nov. 20 Cleveland ..... 1:00 PM  
Nov. 24 at Detroit (Thanksgiving) :12:30 PM  
Dec. 1 at New England (Thu) ..... 8:15 PM  
Dec. 11 N.Y. Jets ..... 1:00 PM  
Dec. 17/18 Miami ..... TBD  
Dec. 24 at Chicago (Sat) ..... 1:00 PM  
Jan. 2 at Cincinnati (Mon) ..... 8:30 PM  
Jan. 7/8 New England ..... TBD

*\*All times ET; Sunday night games in Weeks 5-15 and 17 subject to change*

**Stadium:** Highmark Stadium  
One Bills Drive  
Orchard Park, NY 14127-2296

**Opened:** 1973  
**Capacity:** 71,621  
**Playing Surface:** A-Turf Titan

**Training Camp:**  
One Bills Drive  
Orchard Park, NY 14127-2296

### CLUB OFFICIALS

Owner/CEO: Terry Pegula  
Owner/President: Kim Pegula  
General Manager: Brandon Beane  
EVP and General Counsel: Gregg Brandon  
EVP Creative Services: Frank Cravoita  
Executive Vice President: Ron Raccuia  
Sr. Advisor to GM/Football Operations:  
Jim Overdorf  
Sr. VP of Business Administration:  
Jason Sinnerajah  
VP of Communications: Derek Boyko  
VP of Ticket Sales and Service:  
Chris Colleary  
VP of Finance: Josh Dziurlikowski  
VP of Information Technology: Dan Evans  
VP of Community Relations:  
Gretchen Geitler  
VP Operations and Guest Experience:  
Andy Major  
VP Media & Content: Jeff Matthews  
VP of Marketing: Jordan McCarren  
VP of Football Administration:  
Kevin Meganck

### COACHING HISTORY (466-511-8)

*Records include postseason games*

1960-61 Buster Ramsey ..... 11-16-1  
1962-65 Lou Saban ..... 38-18-3  
1966-68 Joe Collier\* ..... 13-17-1  
1968 Harvey Johnson ..... 1-10-1  
1969-70 John Rauch ..... 7-20-1  
1971 Harvey Johnson ..... 1-13-0  
1972-76 Lou Saban\*\* ..... 32-29-1  
1976-77 Jim Ringo ..... 3-20-0  
1978-82 Chuck Knox ..... 38-38-0  
1983-85 Kay Stephenson\*\*\* ..... 10-26-0  
1985-86 Hank Bullough\*\*\*\* ..... 4-17-0  
1986-97 Marv Levy ..... 123-78-0  
1998-2000 Wade Phillips ..... 29-21-0  
2001-03 Gregg Williams ..... 17-31-0  
2004-05 Mike Mularkey ..... 14-18-0  
2006-09 Dick Jauron# ..... 24-33-0  
2009 Perry Fewell ..... 3-4-0  
2010-12 Chan Gailey ..... 16-32-0  
2013-14 Doug Marrone ..... 15-17-0  
2015-16 Rex Ryan## ..... 15-16-0  
2016 Anthony Lynn ..... 0-1-0  
2017- Sean McDermott ..... 52-36-0

\*Released after two games in 1968

\*\*Resigned after five games in 1976

\*\*\*Released after four games in 1985

\*\*\*\*Released after nine games in 1986

#Released after nine games in 2009

##Released after 15 games in 2016

### PAID ATTENDANCE, 2021

Home 594,896                      Away 522,479

Total 1,117,375

Single-game home record,  
80,368 (10/4/92)

Single-season home record,  
635,889 (1991)

### 2022 DRAFT CHOICES

Rd	Name	Pos	College
1	Kairi Elam	DB	Florida
2	James Cook	RB	Georgia
3	Terrel Bernard	LB	Baylor
5	Khalil Shakir	WR	Boise St.
6	Matt Araiza	P	San Diego St.
6	Christian Benford	DB	Villanova
6	Luke Tenuta	T	Virginia Tech
7	Baylon Spector	LB	Clemson

## BUFFALO BILLS

### 2021 TEAM RECORD

#### REGULAR SEASON (11-6)

Date	Opponent	Result
Sept. 12	PITTSBURGH	L 16-23
Sept. 19	at Miami	W 35-0
Sept. 26	WASHINGTON	W 43-21
Oct. 3	HOUSTON	W 40-0
Oct. 10	at Kansas City	W 38-20
Oct. 18	at Tennessee	L 31-34
Oct. 31	MIAMI	W 26-11
Nov. 7	at Jacksonville	L 6-9
Nov. 14	at N.Y. Jets	W 45-17
Nov. 21	INDIANAPOLIS	L 15-41
Nov. 25	at New Orleans	W 31-6
Dec. 6	NEW ENGLAND	L 10-14
Dec. 12	at Tampa Bay (OT)	L 27-33
Dec. 19	CAROLINA	W 31-14
Dec. 26	at New England	W 33-21
Jan. 2	ATLANTA	W 29-15
Jan. 9	N.Y. JETS	W 27-10

#### POSTSEASON (1-1)

Jan. 15	NEW ENGLAND	W 47-17
Jan. 23	at Kansas City (OT)	L 36-42

#### SCORE BY PERIODS

Team	102	123	107	151	0	—	483
Opponents	37	115	37	94	6	—	289

### 2021 TEAM STATISTICS

	Team	Opp.
Total First Downs	398	285
Rushing	134	108
Passing	236	138
Penalty	28	39
3rd Down: Made/Att	103/222	66/214
3rd Down Pct.	46.4	30.8
4th Down: Made/Att	11/22	16/35
4th Down Pct.	50.0	45.7
Possession Avg.	31:34	28:26
Total Net Yards	6493	4637
Avg. Per Game	381.9	272.8
Total Plays	1143	1014
Avg. Per Play	5.7	4.6
Net Yards Rushing	2209	1866
Avg. Per Game	129.9	109.8
Total Rushes	461	442
Net Yards Passing	4284	2771
Avg. Per Game	252.0	163.0
Sacked/Yards Lost	27/166	42/276
Gross Yards	4450	3047
Att./Completions	655/415	530/297
Completion Pct.	63.4	56.0
Had Intercepted	16	19
Punts/Average	53/42.1	75/45.3
Net Punting Avg.	53/37.6	75/39.7
Penalties/Yards	113/980	102/844
Fumbles/Ball Lost	24/6	23/11
Touchdowns	57	32
Rushing	20	19
Passing	36	12
Returns	1	1

### 2021 INDIVIDUAL STATISTICS

PASSING	Att	Cmp	Yds	Cmp%	Yds/Att	TD	TD%	Int	Int%	LG	Sk/Lost	Rtng
Allen	646	409	4407	63.3	6.82	36	5.6	15	2.3	61	26/164	92.2
Trubisky	8	6	43	75.0	5.38	0	0.0	1	12.5	15	0/0	47.4
Beasley	1	0	0	0.0	0.00	0	0.0	0	0.0	---	0/0	39.6
Diggs	0	0	0	---	---	---	---	---	---	---	1/2	---
Team	655	415	4450	63.4	6.79	36	5.5	16	2.4	61	27/166	91.3
Opponents	530	297	3047	56.0	5.75	12	2.3	19	3.6	73t	42/276	65.3

SCORING	Tot	TD	TD	PAT	FG	Saf	Pts	INTERCEPTIONS	No.	Yds	Avg	LG	TD
Bass	0	0	0	51/51	28/32	0	135	Poyer	5	87	17.4	26	0
Diggs	10	0	10	0	0	0	60	Hyde	5	59	11.8	26t	1
Knox	9	0	9	0	0	0	54	Wallace	2	29	14.5	15	0
Singletary	8	7	1	0	0	0	48	J.Johnson	1	25	25.0	25	0
Allen	6	6	0	0	0	0	40	Matakevich	1	15	15.0	15	0
Davis	6	0	6	0	0	0	36	Klein	1	12	12.0	12	0
Moss	5	4	1	0	0	0	30	Edmunds	1	4	4.0	4	0
Sanders	4	0	4	0	0	0	24	T.Johnson	1	4	4.0	4	0
Breida	3	1	2	0	0	0	18	Rousseau	1	3	3.0	3	0
McKenzie	2	1	1	0	0	0	12	White	1	0	0.0	0	0
Beasley	1	0	1	0	0	0	8	Team	19	238	12.5	26t	1
Hyde	1	0	1	0	0	0	6	Opponents	16	151	9.4	32	0
Sweeney	1	0	1	0	0	0	6						
Trubisky	1	1	0	0	0	0	6						
Team	57	20	36	1	51/51	28/32	0	483					
Opponents	32	19	12	1	26/26	21/23	1	289					

2-Pt Conv: Allen 2, Beasley, Team 3-6.

Opponents 3-5.

RUSHING	No.	Yds	Avg	LG	TD
Singletary	188	870	4.6	46t	7
Allen	122	763	6.3	34	6
Moss	96	345	3.6	17	4
Breida	26	125	4.8	28	1
McKenzie	9	47	5.2	10	1
Sanders	2	31	15.5	24	0
Trubisky	13	24	1.8	22	1
Knox	0	4	---	4	0
Gilliam	3	3	1.0	2	0
Webb	2	-3	-1.5	-1	0
Team	461	2209	4.8	46t	20
Opponents	442	1866	4.2	76t	19

RECEIVING	No.	Yds	Avg	LG	TD
Diggs	103	1225	11.9	61	10
Beasley	82	693	8.5	29t	1
Knox	49	587	12.0	53t	9
Sanders	42	626	14.9	41	4
Singletary	40	228	5.7	19	1
Davis	35	549	15.7	49	6
Moss	23	197	8.6	24	1
McKenzie	20	178	8.9	28	1
Sweeney	9	44	4.9	13	1
Breida	7	72	10.3	23t	2
Gilliam	3	23	7.7	8	0
Kumerow	2	28	14.0	15	0
Team	415	4450	10.7	61	36
Opponents	297	3047	10.3	73t	12

PUNTING	No.	Yds	Avg	Net TB	In20	LG	B	
Haaek	52	2230	42.9	37.6	7	18	63	1
Team	53	2230	42.1	37.6	7	18	63	1
Opponents	75	3394	45.3	39.7	5	16	71	1

PUNT RETURNS	Ret	FC	Yds	Avg	LG	TD
McKenzie	19	6	147	7.7	26	0
Stevenson	14	1	132	9.4	19	0
Hyde	4	0	37	9.3	17	0
Team	37	7	316	8.5	26	0
Opponents	17	11	96	5.6	16	0

KICKOFF RETURNS	No.	Yds	Avg	LG	TD
McKenzie	24	584	24.3	75	0
Stevenson	7	165	23.6	31	0
Breida	1	27	27.0	27	0
T.Jones	1	14	14.0	14	0
Team	34	790	23.2	75	0
Opponents	41	739	18.0	33	0

FIELD GOALS	1-19	20-29	30-39	40-49	50+
Bass	0/0	15/15	7/8	4/5	2/4
Team	0/0	15/15	7/8	4/5	2/4
Opponents	0/0	7/7	6/7	5/6	3/3

SACKS	No.
Addison	7.0
Oliver	4.0
Rousseau	4.0
Obada	3.5
T.Johnson	3.0
Lotulelei	3.0
Milano	3.0
Poyer	3.0
Basham Jr.	2.5
Hughes	2.0
Epenesa	1.5
Ankou	1.0
Hyde	1.0
Phillips	1.0
Zimmer	1.0
(Team)	1.0
White	0.5
Team	42.0
Opponents	27.0

## BUFFALO BILLS

## 2022 COACHING STAFF

**Sean McDermott, Head Coach**

**Pro Career:** McDermott was named Buffalo's 19th head coach on Jan. 11, 2017. He enters his sixth season as Buffalo's head coach and his 24th season in the NFL ranks. McDermott joined the Bills after spending six seasons as the defensive coordinator of the Carolina Panthers. In his first year in Buffalo, McDermott led the Bills to their first playoff berth since 1999 with a 9-7 record. He became the third coach in Bills history to earn a playoff berth in his first season at the helm, joining Joe Collier (1966) and Wade Phillips (1998). The 2017 Bills also won six home games for the first time since 1999. In his second year in Buffalo, McDermott led the Bills to the NFL's second-ranked defense. McDermott led the Bills back to the playoffs in 2019, as the team recorded its first 10-win season since 1999. In 2020, he led the Bills to the AFC Championship Game for the first time since 1994. Career record: 52-36.

**Background:** An all-Atlantic 10 Conference choice at safety for William & Mary as a senior in 1997, McDermott graduated with a degree in finance and began his coaching career as a graduate assistant at his alma mater in 1998. No pro playing experience.

**Personal:** Born on March 21, 1974. He and his wife, Jamie, have three children.

## ASSISTANT COACHES

**Bobby Babich,** linebackers: born July 30, 1983, Tulsa, Okla. Cornerback North Dakota State 2002-05. No pro playing experience. College coach: Kent State 2006, Eastern Illinois 2007-10, Edinboro 2016, Florida International 2016. Pro coach: Carolina Panthers 2011-12, Cleveland Browns 2013-15. Joined Bills in 2017.

**Rob Boras,** tight ends: born Sept. 30, 1970, Glen Ellyn, Ill. Center DePauw 1988-91. No pro playing experience. College coach: DePauw 1992-93, Texas 1994-97, Benedictine (head coach) 1998, Nevada-Las Vegas 1999-2003. Pro coach: Chicago Bears 2004-09, Jacksonville Jaguars 2010-11, St. Louis/Los Angeles Rams 2012-16. Joined Bills in 2017.

**Joe Brady,** quarterbacks: born Sept. 23, 1989, Pembroke Pines, Fla. Wide receiver William & Mary 2009-12. No pro playing experience. College coach: William & Mary 2013-13, Penn State 2015-16, LSU 2019. Pro coach: New Orleans Saints 2017-19, Carolina Panthers 2020-21. Joined Bills in 2022.

**John Butler,** defensive backs/passing game coordinator: born April 3, 1973, Abington, Pa. Defensive back Catholic University 1991-94. No pro playing experience. College coach: Catholic University

1995-96, Texas 1997-98, Midwestern State 1999-2000, Texas State 2001-02, Harvard 2003-06, Minnesota 2007-10, South Carolina 2011, Penn State 2012-13. Pro coach: Houston Texans 2014-17. Joined Bills in 2018.

**Eric Ciano,** head strength and conditioning: born Aug. 8, 1973, Waltham, Mass. Offensive line Springfield (Mass.) College 1993-97. No pro playing experience. College coach: Tennessee 1997-99, 2002-04, Louisiana Tech 2000-02, Georgia Tech 2005-09. Pro coach: Joined Bills in 2020.

**Ken Dorsey,** offensive coordinator: born April 22, 1981, Orinda, Calif. Quarterback: Miami (Fla.) 1999-2002. Pro quarterback: San Francisco 49ers 2003-05, Cleveland Browns 2006-08, Toronto Argonauts (CFL) 2010. Pro scout: Carolina Panthers 2011-12. Pro coach: Carolina Panthers 2013-17. Joined Bills in 2019.

**Jaylon Finner,** defensive quality control: born May 28, 1993, Houston, Texas. Defensive back Rice 2011-15. No pro playing experience. College coach: Rice 2016-17, Ball State 2018-19, Texas A&M-Commerce 2019-21. Pro coach: Joined Bills in 2022.

**Leslie Frazier,** defensive coordinator/assistant head coach: born April 3, 1959, Columbus, Miss. Defensive back Alcorn State 1978-80. Pro defensive back Chicago Bears 1981-86. College coach: Trinity (head coach) 1988-96, Illinois 1997-98. Pro coach: Philadelphia Eagles 1999-2002, Cincinnati Bengals 2003-04, Indianapolis Colts 2005-06, Minnesota Vikings 2007-13 (head coach 2011-13), Tampa Bay Buccaneers 2014-15, Baltimore Ravens 2016. Joined Bills in 2017.

**Chad Hall,** wide receivers: born May 23, 1986, Atlanta, Ga. Wide receiver Air Force 2004-08. Pro wide receiver Philadelphia Eagles 2010-12, San Francisco 49ers 2012-13, Kansas City Chiefs 2013, Jacksonville Jaguars 2014. Pro coach: Joined Bills in 2017.

**Cory Harkey,** assistant special teams: born June 17, 1990, Chicago, Ill. Tight end UCLA 2008-11. Pro tight end St. Louis/Los Angeles Rams 2012-16. College coach: Azusa Pacific 2019-20, Tennessee State 2021. Pro coach: Green Bay Packers 2019, Los Angeles Rams 2019. Joined Bills in 2022.

**Aaron Kromer,** offensive line: born April 30, 1967, Sandusky, Ohio. Tackle Miami (Ohio) 1986-89. No pro playing experience. College coach: Miami (Ohio) 1990-98, Northwestern 1998-2000. Pro coach: Oakland Raiders 2001-04, Tampa Bay Buccaneers 2005-07, New Orleans Saints 2008-12

(interim head coach, six games in 2012), Chicago Bears 2013-14, Buffalo Bills 2015-16, Los Angeles Rams 2017-20. Rejoined Bills in 2022.

**MarC Lubick,** assistant wide receivers/game management: born Nov. 13, 1977, Bozeman, Mont. Safety Montana State 1996-99. No pro playing experience. College coach: Colorado State 2000-02 and 2005-09, Vanderbilt 2014. Pro coach: St. Louis Rams 2003-04, Houston Texans 2010-13, Denver Broncos 2015-16. Joined Bills in 2017.

**Jim Salgado,** safeties: born Nov. 12, 1971, New Hyde Park, N.Y. Cornerback Hofstra 1990-93. No pro playing experience. College coach: Hofstra 1994, Western Connecticut 1994-95, Boston 1996-97, Millersville 1997-99, Northeastern 2000-01 and 2004, Hofstra 2002-03, Syracuse 2005-08, Cornell 2009, Princeton 2010-16. Pro coach: Joined Bills in 2017.

**Mike Shula,** senior offensive assistant: born June 3, 1965, Baltimore, Md. Quarterback Alabama 1984-86. Pro quarterback Tampa Bay Buccaneers 1987. College coach: Alabama 2003-06 (head coach). Pro coach: Tampa Bay Buccaneers 1987-90, Miami Dolphins 1991-92, Chicago Bears 1993-95, Tampa Bay Buccaneers 1996-99, Miami Dolphins 2000-02, Jacksonville Jaguars 2007-10, Carolina Panthers 2011-17, New York Giants 2018-19, Denver Broncos 2020-21. Joined Bills in 2022.

**Kyle Shurmur,** defensive quality control: born Nov. 6, 1996, East Lansing, Mich. Quarterback Vanderbilt 2015-18. Pro quarterback Kansas City Chiefs 2019, Cincinnati Bengals 2020, Washington Football Team 2021. Pro coach: Joined Bills in 2022.

**Kelly Skipper,** running backs: born July 25, 1967, Brawley, Calif. Running back Fresno State 1984-88. No pro playing experience. College coach: Fresno State 1989-97, UCLA 1988-2002, Washington State 2003-06. Pro coach: Oakland Raiders 2007-14, Jacksonville Jaguars 2015-16. Joined Bills in 2017.

**Matthew Smiley,** special teams coordinator: born Oct. 2, 1978, Hoopston, Ill. Wide receiver Illinois 1997-2001. No pro playing experience. College coach: Dartmouth 2005-06, Eureka 2007-08, Eastern Illinois 2009-11, Charleston Southern 2012. Pro coach: Jacksonville Jaguars 2013-16. Joined Bills in 2017.

**Eric Washington,** senior defensive assistant/defensive line: born Oct. 29, 1969, Shreveport, La. Tight end Grambling State 1989-90. No pro playing experience. College coach: Texas A&M 1997, Ohio 2001-03, Northwestern 2004-07. Pro coach:

## BUFFALO BILLS

Chicago Bears 2008-10, Carolina Panthers 2011-19. Joined Bills in 2020.

**Ryan Wendell**, assistant offensive line: born March 4, 1986, Diamond Bar, Calif. Offensive lineman Fresno State 2005-08. Pro offensive lineman New England Patriots 2008-15, Carolina Panthers 2016. Pro coach: Joined Bills in 2019.

**Marcus West**, assistant defensive line: born Nov. 6, 1983, Amory, Miss. Defensive lineman Memphis 2002-05. Pro defensive lineman Indianapolis Colts 2006, Amsterdam Admirals (NFL Europe) 2007, Hamilton Tiger-Cats (CFL) 2007. College coach: Wartburg 2008, Chattanooga 2009-15, Austin Peay 2016-17, Minnesota 2018, Charlotte 2019-21. Pro coach: Joined Bills in 2022.

**Matt Worswick**, assistant to the head coach: born May 6, 1991, Glen Cove, N.Y. Attended Marquette. No college or pro playing experience. Pro coach: Carolina Panthers (football operations assistant) 2016. Joined Bills in 2017.

### RECORD HOLDERS

#### INDIVIDUAL RECORDS—CAREER

Rushing (Yds.)	Thurman Thomas, 1988-99	11,938
Passing (Yds.)	Jim Kelly, 1986-96	35,467
Passing (TDs)	Jim Kelly, 1986-96	237
Receiving (No.)	Andre Reed, 1985-99	941
Receiving (Yds.)	Andre Reed, 1985-99	13,095
Interceptions	George (Butch) Byrd, 1964-70	40
Punting (Avg.)	Colton Schmidt, 2014-18	44.0
Punt Return (Avg.)	C.J. Spiller, 2010-14	12.1
Kickoff Return (Avg.)	O.J. Simpson, 1969-77	30.0
Field Goals	Steve Christie, 1992-2000	234
Touchdowns (Tot.)	Andre Reed, 1985-99	87
	Thurman Thomas, 1988-99	87
Points	Steve Christie, 1992-2000	1,011
*Sacks	Bruce Smith, 1985-99	**171.0

#### INDIVIDUAL RECORDS—SINGLE SEASON

Rushing (Yds.)	O.J. Simpson, 1973	2,003
Passing (Yds.)	Drew Bledsoe, 2002	4,359
Passing (TDs)	Josh Allen, 2020	37
Receiving (No.)	Eric Moulds, 2002	100
Receiving (Yds.)	Eric Moulds, 1998	1,368
Interceptions	Billy Atkins, 1961	10
	Tom Janik, 1967	10
Punting (Avg.)	Brian Moorman, 2011	48.2
Punt Return (Avg.)	Leodis McKelvin, 2012	18.7
Kickoff Return (Avg.)	Terrence McGee, 2005	30.2
Field Goals	Dan Carpenter, 2014	34
Touchdowns (Tot.)	O.J. Simpson, 1975	23
Points	Steve Christie, 1998	140
*Sacks	Bruce Smith, 1990	19.0

#### INDIVIDUAL RECORDS—SINGLE GAME

Rushing (Yds.)	O.J. Simpson, 11-25-76	273
Passing (Yds.)	Drew Bledsoe, 9-15-02	463
Passing (TDs)	Jim Kelly, 9-8-91	.6
Receiving (No.)	Andre Reed, 11-20-94	15
Receiving (Yds.)	Lee Evans, 11-19-06	265
Interceptions	Many times	.3
	Last time by Nate Clements, 10-20-02	
Field Goals	Steve Christie, 10-20-96	.6
Touchdowns (Tot.)	Cookie Gilchrist, 12-8-63	.5
Points	Cookie Gilchrist, 12-8-63	30
*Sacks	Mario Williams, 9-15-13	4.5

\*Sacks became an official statistic in 1982  
\*\*NFL Record

## BUFFALO BILLS

## 2022 VETERAN ROSTER

No.	Name	Pos.	Ht.	Wt.	Birthdate	NFL	College	Hometown	How Acq.	'21 Games/ Starts
						Exp.				
17	Allen, Josh	QB	6-5	237	5/21/1996	5	Wyoming	Firebaugh, Calif.	D1a-18	17/17
51	Ankou, Eli	DT	6-3	325	6/8/1994	6	UCLA	Orleans, Ontario, Canada	FA-21	5/0
86	Austin, Taron	WR	5-8	185	3/15/1991	10	West Virginia	Baltimore, Md.	FA-22	13/3*
11	Barkley, Matt	QB	6-2	234	9/8/1990	10	Southern California	Santa Ana, Calif.	FA-22	0/0*
96	Basham, Boogie	DE	6-3	274	12/16/1997	2	Wake Forest	Roanoke, Va.	D2-21	8/0
2	Bass, Tyler	K	5-10	183	2/14/1997	3	Georgia Southern	Columbia, S.C.	D6-20	17/0
71	Bates, Ryan	G/C	6-4	302	2/14/1997	4	Penn State	Warminster, Pa.	T(Phi)-19	17/4
65	Boettger, Ike	G	6-6	313	10/5/1994	5	Iowa	Cedar Falls, Iowa	W(KC)-18	15/10
79	Brown, Spencer	T	6-8	311	2/28/1998	2	Northern Iowa	Lenox, Iowa	D3-21	13/10
80	Crowder, Jamison	WR	5-9	177	6/17/1993	8	Duke	Monroe, N.C.	FA-22	12/4*
13	Davis, Gabriel	WR	6-2	210	3/1/1999	3	Central Florida	Sanford, Fla.	FA-20	16/4
73	Dawkins, Dion	T	6-5	320	4/26/1994	6	Temple	Rahway, N.J.	D2b-17	16/15
14	Diggs, Stefan	WR	6-0	191	11/29/1993	8	Maryland	Gaithersburg, Md.	T(Min)-20	17/17
53	Dodson, Tyrel	LB	6-0	237	6/25/1998	3	Texas A&M	Franklin, Tenn.	FA-19	16/0
72	Doyle, Tommy	T	6-8	320	5/6/1998	2	Miami (Ohio)	Edina, Minn.	D5-21	11/0
49	Edmunds, Tremaine	LB	6-5	250	5/2/1998	5	Virginia Tech	Ringgold, Va.	D1b-18	15/15
57	Epenesa, A.J.	DE	6-6	260	9/15/1998	3	Iowa	Edwardsville, Ill.	D2-20	14/0
69	Ferguson, Reid	LS	6-2	235	3/24/1994	6	LSU	Buford, Ga.	FA-16	17/0
74	Ford, Cody	G/T	6-3	329	12/28/1996	4	Oklahoma	Pineville, La.	D2-19	15/7
42	Giles-Harris, Joe	LB	6-2	240	4/1/1997	2	Duke	Sanford, N.J.	FA-21	2/0
41	Gilliam, Reggie	FB	6-0	244	8/20/1997	3	Toledo	Galloway, Ohio	FA-20	16/5
3	Haack, Matt	P	6-0	205	7/25/1994	6	Arizona State	West Des Moines, Iowa	FA-21	17/0
31	Hamlin, Damar	S	6-0	200	3/24/1998	2	Pittsburgh	McKees Rock, Pa.	D6b-21	14/0
29	Harris, Tim	CB	6-1	205	7/31/1995	2	Virginia	Henrico, Va.	FA-21	0/0
68	Hart, Bobby	T	6-5	310	8/21/1994	8	Florida State	Fort Lauderdale, Fla.	FA-21	1/0
16	Hodgins, Isaiah	WR	6-3	201	10/21/1998	2	Oregon State	Walnut Creek, Calif.	D6-20	1/0
8	Howard, O.J.	TE	6-6	251	11/19/1994	6	Alabama	Prattville, Ala.	FA-22	17/9*
23	Hyde, Micah	S	6-0	197	12/31/1990	10	Iowa	Fostoria, Ohio	FA-17	17/17
30	Jackson, Dane	CB	5-11	180	11/29/1996	3	Pittsburgh	Coraopolis, Pa.	D7-20	17/6
22	Johnson, Duke	RB	5-9	210	9/23/1993	8	Miami (Fla.)	Miami, Fla.	FA-22	5/4*
4	Johnson, Jaquan	S	5-10	191	11/6/1995	4	Miami (Fla.)	Miami, Fla.	D6-19	17/1
7	Johnson, Taron	CB	5-11	192	7/27/1996	5	Weber State	Sacramento, Calif.	D4-18	16/15
92	Jones, DaQuan	DT	6-4	320	12/27/1991	9	Penn State	Johnston City, N.Y.	FA-22	17/17*
25	Jones, Taiwan	RB	6-0	195	7/26/1988	12	Eastern Washington	Antioch, Calif.	FA-20	17/0
18	Keenum, Case	QB	6-1	215	2/17/1988	10	Houston	Brownwood, Texas	T(Cle)-22	7/2*
88	Knox, Dawson	TE	6-4	254	11/14/1996	4	Mississippi	Brentwood, Tenn.	D3b-19	15/14
15	Kumerow, Jake	WR	6-4	209	2/17/1992	5	Wisconsin-Whitewater	South Elgin, Ill.	FA-20	15/2
90	Lawson, Shaq	DE	6-3	265	6/17/1994	7	Clemson	Central, S.C.	FA-22	7/7*
52	Lee, Marquel	LB	6-3	235	10/21/1995	5	Wake Forest	Waldorf, Md.	FA-22	11/0*
39	Lewis, Cam	CB	5-9	183	4/13/1997	3	Buffalo	Detroit, Mich.	FA-19	7/1
56	Love, Mike	DE	6-3	255	01/22/1994	2	South Florida	Cleanwater, Fla.	FA-18	0/0
62	Mancz, Greg	C/G	6-4	302	4/23/1992	7	Toledo	Cincinnati, Ohio	FA-22	7/4*
44	Matakevich, Tyler	LB	6-1	235	12/22/1992	7	Temple	East Haven, Conn.	FA-20	17/0
38	McCloud, Nick	CB	6-0	193	7/9/1998	2	Notre Dame	Rock Hill, S.C.	FA-21	2/0*
6	McKenzie, Isaiah	WR	5-8	173	4/9/1995	6	Georgia	Miami, Fla.	W(Den)-18	15/2
58	Milano, Matt	LB	6-0	223	7/28/1994	6	Boston College	Orlando, Fla.	D5a-17	16/16
40	Miller, Von	LB	6-3	250	3/26/1989	12	Texas A&M	Desoto, Texas	FA-22	15/15*
60	Morse, Mitch	C	6-6	305	4/21/1992	8	Missouri	Austin, Texas	FA-19	17/17
20	Moss, Zack	RB	5-9	205	12/15/1997	3	Utah	Hallandale, Fla.	D3-20	13/0
33	Neal, Siran	CB	6-0	206	8/4/1994	5	Jacksonville State	Eufaula, Ala.	D5a-18	17/0
91	Oliver, Ed	DT	6-1	287	12/12/1997	4	Houston	Houston, Texas	D1-19	17/17
97	Phillips, Jordan	DT	6-6	341	9/21/1992	8	Oklahoma	Towanda, Kan.	FA-22	9/8*
21	Poyer, Jordan	S	6-0	191	4/25/1991	10	Oregon State	Astoria, Ore.	FA-17	16/16
77	Quessenberry, David	T/G	6-5	310	8/24/1990	5	Wake Forest	Waldorf, Md.	FA-22	17/17*
50	Rousseau, Greg	DE	6-6	266	4/5/2000	2	Miami (Fla.)	Hialeah, Fla.	D1-21	17/17
76	Saffold, Rodger	G	6-5	325	6/6/1988	13	Indiana	Bedford, Ohio	FA-22	15/15*
99	Settle, Tim	DT	6-3	313	7/11/1997	5	Virginia Tech	Manassas, Va.	FA-22	16/0*
26	Singleton, Devin	RB	5-7	203	9/3/1997	4	Florida Atlantic	Deerfield Beach, Fla.	D3a-19	17/16
9	Smith, Andre	LB	6-0	240	4/20/1997	5	North Carolina	Jacksonville, Fla.	T(Car)-20	15/0
5	Stevenson, Marquez	WR	5-10	180	3/26/1998	2	Houston	Shreveport, La.	D6a-21	5/0
89	Sweeney, Tommy	TE	6-5	251	7/1/1995	4	Boston College	Ramsey, N.J.	D7-19	13/3
27	White, Tre'Davious	CB	5-11	192	1/16/1995	6	LSU	Shreveport, La.	D1-17	11/11

## BUFFALO BILLS

\* Austin played 13 games with Jacksonville; Barkley last active with Buffalo in '20; Crowder played 12 games with N.Y. Jets; Howard played 17 games with Tampa Bay; Johnson played five games with Miami; Jones played 17 games with Tennessee; Keenum played seven games with Cleveland; Lawson played seven games with N.Y. Jets; Lee played 11 games with Las Vegas; Mancz played seven games with Miami; McCloud played two games with Cincinnati; Miller played seven games with Denver and eight games with L.A. Rams; Phillips played nine games with Arizona; Quessenberry played 17 games with Tennessee; Saffold played 15 games with Tennessee; Settle played 16 games with Washington.

t - Bills traded for Keenum (CLE).

Players lost through unrestricted free agency (eight): DE Mario Addison (HOU, 17 games in '21); RB Matt Breida (NYG, nine); DT Vernon Butler (LV, 10); OL Jon Feliciano (NYG, nine); DE Efe Obada (WAS, 10), DT Harrison Phillips (MIN, 14); QB Mitchell Trubisky (PIT, six); CB Levi Wallace (PIT, 17).

Also Played with the Bills in '21—WR Cole Beasley (16 games); DE Jerry Hughes (17); LB A.J. Klein (15); DT Star Lotuleli (11); WR Emmanuel Sanders (14); QB Davis Webb (one); OL Daryl Williams (17); DT Justin Zimmer (6).

### FIRST-YEAR ROSTER

Name	Pos.	Ht.	Wt.	Birthdate	College	Hometown	How Acq.
Anderson, Alec	T	6-5	305	10/3/1999	UCLA	Fontana, Calif.	FA
Araiza, Matt	P	6-2	200	5/16/2000	San Diego State	San Diego, Calif.	D6a
Benford, Christian	CB	6-1	205	9/21/2000	Villanova	Randallstown, Md.	D6b
Bernard, Terrel	LB	6-1	224	5/7/1999	Baylor	La Porte, Texas	D3
Blackshear, Raheem	RB	5-9	190	6/5/1999	Virginia Tech	Philadelphia, Pa.	FA
Brewer, C.J.	DT	6-2	290	11/22/1997	Coastal Carolina	Bowdon, Ga.	FA
Bryant, Brandin (1)	DT	6-2	305	9/16/1993	Florida Atlantic	Omaha, Neb.	FA-20
Capra, Jacob (1)	G	6-5	300	11/2/1998	San Diego State	Auburn, Calif.	FA-21
Cook, James	RB	5-11	190	9/25/1999	Georgia	Miami, Fla.	D2
Elam, Kairi	CB	6-1	191	5/5/2001	Florida	Riviera Beach, Fla.	D1
Emili, Prince	DT	6-2	300	9/18/1998	Pennsylvania	New City, N.Y.	FA
Fuller, Travon	CB	6-1	180	6/16/1998	Tulsa	Athens, Texas	FA
Gentry, Tanner (1)	WR	6-2	209	12/18/1994	Wyoming	Aurora, Colo.	FA-20
Griffin, Olajiah (1)	CB	5-11	176	3/10/1999	Southern California	Mission Viejo, Calif.	FA-21
Ingram, Ja'Marcus	CB	6-2	190		Buffalo	Dallas, Texas	FA
Jonathan, Kingsley	DE	6-4	260	4/28/1998	Syracuse	Baltimore, Md.	FA
Kerstetter, Derek	G	6-5	310	9/30/1998	Texas	San Antonio, Texas	FA
Morris, Quintin (1)	TE	6-2	252	1/21/1999	Bowling Green	Richmond, Texas	FA-21
Owen, Tanner	T	6-5	292	9/16/1996	Northwest Missouri State	Kearney, Mo.	FA
Pau'u, Neil	WR	6-4	215	9/11/1995	Brigham Young	Santa Ana, Calif.	FA
Shakir, Khalil	WR	6-0	190	2/3/2000	Boise State	Murrieta, Calif.	D5
Spector, Baylon	LB	6-0	233	10/20/1998	Clemson	Calhoun, Ga.	D7
Tenuta, Luke	T	6-8	319	9/1/1999	Virginia Tech	Crozet, Va.	D6c
Thomas, Josh (1)	S	6-0	205	11/19/1996	Appalachian State	Montgomery, Ala.	FA-20
Ulmer, Will	T	6-4	310	12/30/1997	Marshall	Richmond, Ky.	FA
Wydermyer, Jalen	TE	6-4	255	12/20/2000	Texas A&M	Dickinson, Texas	FA

The term NFL Rookie is defined as a player who is in his first season of professional football and has not been on the roster of another professional football team for any regular-season or postseason games. A Rookie is designated by an "R" on NFL rosters. Players who have been active in another professional football league or players who have NFL experience, including either preseason training camp or being on an Active List or Inactive List, or on Reserve/Injured or Reserve/Physically Unable to Perform for fewer than six regular-season games, are termed NFL First-Year Players. An NFL First-Year Player is designated by a "1" on NFL rosters. Thereafter, a player is credited with an additional year of experience for each season in which he accumulates six games on the Active List or Inactive List, or on Reserve/Injured or Reserve/Physically Unable to Perform

Log on to [www.buffalobills.com](http://www.buffalobills.com) for an up-to-date roster.

## CINCINNATI BENGALS



American Football Conference  
North Division

**One Paul Brown Stadium**  
Cincinnati, OH 45202-3492  
Telephone: (513) 621-3550  
Ticket Office: (513) 621-TDTD (8383)

Team Colors: Black, Orange and White

### 2022 SCHEDULE

#### PRESEASON

Aug. 12 **Arizona** .....7:30 PM  
Aug. 21 at N.Y. Giants .....7:00 PM  
Aug. 27 **L.A. Rams**.....6:00 PM

#### REGULAR SEASON

Sept. 11 **Pittsburgh** .....1:00 PM  
Sept. 18 at Dallas .....4:25 PM  
Sept. 25 at N.Y. Jets .....1:00 PM  
Sept. 29 **Miami** (Thu) .....8:15 PM  
Oct. 9 at Baltimore .....8:20 PM  
Oct. 16 at New Orleans .....1:00 PM  
Oct. 23 **Atlanta** .....1:00 PM  
Oct. 31 at Cleveland (Mon).....8:15 PM  
Nov. 6 **Carolina** .....1:00 PM  
BYE  
Nov. 20 at Pittsburgh .....8:20 PM  
Nov. 27 at Tennessee .....1:00 PM  
Dec. 4 **Kansas City**.....4:25 PM  
Dec. 11 **Cleveland** .....1:00 PM  
Dec. 18 at Tampa Bay .....4:25 PM  
Dec. 24 at New England (Sat).....1:00 PM  
Jan. 2 **Buffalo** (Mon) .....8:30 PM  
Jan. 7/8 **Baltimore** .....TBD

*\*All times ET; Sunday night games in  
Weeks 5-15 and 17 subject to change*

**Stadium:** Paul Brown Stadium  
One Paul Brown Stadium  
Cincinnati, OH 45202-3492

**Opened:** 2000  
**Capacity:** 65,515  
**Playing Surface:**  
Twenty-Four/Seven  
synthetic turf system

**Training Camp:**  
Paul Brown Stadium  
Cincinnati, OH 452022

### CLUB OFFICIALS

President: Mike Brown  
Executive Vice President: Katie Blackburn  
Vice President – Player Personnel:  
Paul Brown  
Vice President: Troy Blackburn  
Vice President – Chief Marketing Officer:  
Brian Sells  
Director of Operations: Jeff Brickner  
Chief Financial Officer: Johanna Kappner  
Director of Business Development:  
Bob Bedinghaus  
Managing Director of Paul Brown Stadium:  
Steve Johnson  
Senior Director of Technology: Jake Kiser  
Bengals.com Senior Writer: Geoff Hobson  
Director of Security: Mark Herren  
Director of Ticket Sales and Service:  
Duane Haring  
Director of Ticket Operations: Tim Kelly  
Director of Player Relations: Eric Ball  
Director of Player Personnel: Duke Tobin  
Director of Communications:  
Emily Parker  
Director of Media Relations: P.J. Combs  
Director of Community Engagement:  
Alex Simons  
Director of Coaching Operations:  
Doug Rosfeld  
Director of Content: Seth Tanner  
Director of Strategy and Engagement:  
Elizabeth Blackburn  
Senior Manager of Digital Strategy:  
Caroline Blackburn  
Director of Sports Medicine/Head Athletic  
Trainer: Matt Summers  
Equipment Manager: Adam Knollman  
Video Director: Travis Brammer

### COACHING HISTORY (381-474-5)

*Records include postseason games*

1968-75	Paul Brown	.....55-59-1
1976-78	Bill Johnson*	.....18-15-0
1978-79	Homer Rice	.....8-19-0
1980-83	Forrest Gregg	.....34-27-0
1984-91	Sam Wyche	.....64-68-0
1992-96	Dave Shula**	.....19-52-0
1996-2000	Bruce Coslet***	.....21-39-0
2000-02	Dick LeBeau	.....12-33-0
2003-18	Marvin Lewis	.....131-129-3
2019-	Zac Taylor	.....19-33-1

\* Resigned after five games in 1978

\*\* Released after seven games in 1996

\*\*\* Resigned after three games in 2000

### PAID ATTENDANCE, 2021

Home 522,586                      Away 491,036  
Total 1,013,622  
Single-game home record,  
66,188 (10/28/07)  
Single-season home record, 522,586  
(2021)

### 2022 DRAFT CHOICES

Rd	Name	Pos	College
1	Daxton Hill	DB	Michigan
2	Cam Taylor-Britt	DB	Nebraska
3	Zachary Carter	DT	Florida
4	Cordell Volson	G	North Dakota St.
5	Tycen Anderson	DB	Toledo
7	Jeffrey Gunter	DE	Coastal Carolina

## CINCINNATI BENGALS

### 2021 TEAM RECORD

#### REGULAR SEASON (10-7)

Date	Opponent	Result
Sept. 12	MINNESOTA (OT)	W 27-24
Sept. 19	at Chicago	L 17-20
Sept. 26	at Pittsburgh	W 24-10
Sept. 30	JACKSONVILLE	W 24-21
Oct. 10	GREEN BAY (OT)	L 22-25
Oct. 17	at Detroit	W 34-11
Oct. 24	at Baltimore	W 41-17
Oct. 31	at N.Y. Jets	L 31-34
Nov. 7	CLEVELAND	L 16-41
Nov. 21	at Las Vegas	W 32-13
Nov. 28	PITTSBURGH	W 41-10
Dec. 5	L.A. CHARGERS	L 22-41
Dec. 12	SAN FRANCISCO (OT)	L 23-26
Dec. 19	at Denver	W 15-10
Dec. 26	BALTIMORE	W 41-21
Jan. 2	KANSAS CITY	W 34-31
Jan. 9	at Cleveland	L 16-21

#### POSTSEASON (3-1)

Date	Opponent	Result
Jan. 15	LAS VEGAS	W 26-19
Jan. 22	at Tennessee	W 19-16
Jan. 30	at Kansas City (OT)	W 27-24
Feb. 13	L.A. Rams (SB LVI)	L 20-23

#### SCORE BY PERIODS

Team	67	146	102	139	6	—	460
Opponents	81	127	40	119	9	—	376

### 2021 TEAM STATISTICS

	Team	Opp.
Total First Downs	337	339
Rushing	96	107
Passing	208	213
Penalty	33	19
3rd Down: Made/Att	82/207	92/221
3rd Down Pct.	39.6	41.6
4th Down: Made/Att	13/20	7/18
4th Down Pct.	65.0	38.9
Possession Avg.	30:39	29:21
Total Net Yards	6145	5964
Avg. Per Game	361.5	350.8
Total Plays	1046	1075
Avg. Per Play	5.9	5.5
Net Yards Rushing	1742	1742
Avg. Per Game	102.5	102.5
Total Rushes	436	407
Net Yards Passing	4403	4222
Avg. Per Game	259.0	248.4
Sacked/Yards Lost	55/403	42/276
Gross Yards	4806	4498
Att./Completions	555/384	626/420
Completion Pct.	69.2	67.1
Had Intercepted	14	13
Punts/Average	66/46.4	74/44.3
Net Punting Avg.	66/41.0	74/39.2
Penalties/Yards	72/620	116/946
Fumbles/Ball Lost	18/7	21/8
Touchdowns	54	44
Rushing	16	15
Passing	36	26
Returns	2	3

### 2021 INDIVIDUAL STATISTICS

PASSING	Att	Cmp	Yds	Cmp%	Yds/Att	TD	TD%	Int	Int%	LG	Sk/Lost	Rtng
Burrow	520	366	4611	70.4	8.87	34	6.5	14	2.7	82t	51/370	108.3
B.Allen	34	17	149	50.0	4.38	2	5.9	0	0.0	26	4/33	81.6
Boyd	1	1	46	100.0	46.00	0	0.0	0	0.0	46	0/0	118.8
Team	555	384	4806	69.2	8.66	36	6.5	14	2.5	82t	55/403	106.9
Opponents	626	420	4498	67.1	7.19	26	4.2	13	2.1	60t	42/276	93.1

#### TD TD TD TD

SCORING	Tot	Ru	Rec	Rt	PAT	FG	Saf	Pts
McPherson	0	0	0	0	46/48	28/33	0	130
Mixon	16	13	3	0	0	0	0	96
Chase	13	0	13	0	0	0	0	78
Higgins	6	0	6	0	0	0	0	38
Boyd	5	0	5	0	0	0	0	30
Uzomah	5	0	5	0	0	0	0	30
Fry	0	0	0	0	1/1	1/1	0	4
Burrow	2	2	0	0	0	0	0	12
C.Evans	2	0	2	0	0	0	0	12
Perine	2	1	1	0	0	0	0	12
Henderson	1	0	1	0	0	0	0	6
Hilton	1	0	0	1	0	0	0	6
Tate	1	0	1	0	0	0	0	6
Team	54	16	36	2	47/49	29/34	0	460
Opponents	44	15	26	3	37/39	23/31	0	376

2-Pt Conv: Higgins. Team 1-5. Opponents 3-4.

#### RUSHING

	No.	Yds	Avg	LG	TD
Mixon	292	1205	4.1	32	13
Perine	55	246	4.5	46t	1
Burrow	40	118	3.0	12	2
C.Evans	17	77	4.5	13	0
T.Williams	15	51	3.4	10	0
Boyd	2	22	11.0	14	0
Chase	7	21	3.0	10	0
Morgan	1	3	3.0	3	0
B.Allen	7	-1	-1	3	0
Team	436	1742	4.0	46t	16
Opponents	407	1742	4.3	70t	15

#### RECEIVING

	No.	Yds	Avg	LG	TD
Chase	81	1455	18.0	82t	13
Higgins	74	1091	14.7	54	6
Boyd	67	828	12.4	68t	5
Uzomah	49	493	10.1	55t	5
Mixon	42	314	7.5	52	3
Perine	27	196	7.3	23	1
C.Evans	15	151	10.1	24t	2
D.Sample	11	81	7.4	19	0
Mik.Thomas	5	52	10.4	19	0
Tate	3	39	13.0	18	1
Wilcox	3	16	5.3	8	0
Taylor	2	41	20.5	26	0
Irwin	2	34	17.0	25	0
Morgan	2	11	5.5	8	0
T.Williams	1	4	4.0	4	0
Team	384	4806	12.5	82t	36
Opponents	420	4498	10.7	60t	26

#### INTERCEPTIONS

	No.	Yds	Avg	LG	TD
L.Wilson	4	31	7.8	18	0
Hilton	2	59	29.5	35	1
Apple	2	50	25.0	50	0
Awuzie	2	42	21.0	42	0
Bates	1	65	65.0	65	0
Bell	1	15	15.0	15	0
Pratt	1	4	4.0	4	0
Team	13	266	20.5	65	1
Opponents	14	257	18.4	99t	2

#### PUNTING

	No.	Yds	Avg	Net Bt	In20	LG	B
Huber	66	3064	46.4	41.0	6	22	61
Team	66	3064	46.4	41.0	6	22	61
Opponents	74	3279	44.3	39.2	6	21	64

#### PUNT

#### RETURNS

	Ret	FC	Yds	Avg	LG	TD
Phillips	25	12	177	7.1	17	0
Taylor	7	5	52	7.4	12	0
Irwin	3	4	31	10.3	15	0
Boyd	1	1	1	1.0	1	0
Team	36	22	261	7.3	17	0
Opponents	28	15	235	8.4	29	0

#### KICKOFF

#### RETURNS

	No.	Yds	Avg	LG	TD
B.Wilson	13	291	22.4	44	0
Phillips	8	169	21.1	32	0
Taylor	4	68	17.0	25	0
Williams Jr.	3	52	17.3	25	0
C.Evans	2	58	29.0	29	0
Morgan	2	22	11.0	18	0
Pratt	1	2	2.0	2	0
Team	33	662	20.1	44	0
Opponents	37	804	21.7	48	0

#### FIELD

#### GOALS

	1-19	20-29	30-39	40-49	50+
McPherson	0/0	5/5	8/8	6/9	9/11
Fry	0/0	0/0	1/1	0/0	0/0
Team	0/0	5/5	9/9	6/9	9/11
Opponents	0/0	10/10	3/4	8/12	2/5

#### SACKS

	No.
Hendrickson	14.0
Hubbard	7.5
Ogunjobi	7.0
B.Hill	5.5
Reader	2.0
C.Sample	1.5
Ray	1.0
L.Wilson	1.0
(Team)	1.0
Bailey	0.5
Bell	0.5
Pratt	0.5
Team	42.0
Opponents	55.0



## CINCINNATI BENGALS

## 2022 COACHING STAFF

**Zac Taylor, Head Coach**

**Pro Career:** Zac Taylor is in his fourth season as head coach of the Cincinnati Bengals, after being named the 10th head coach in team history on Feb. 4, 2019. In 2021, his third season as head coach, Taylor led Cincinnati to a 10-7 record, an AFC North title, AFC conference championship and berth in Super Bowl LVI. Taylor came to Cincinnati after two seasons with the L.A. Rams, where he served as assistant wide receivers coach in 2017 and quarterbacks coach in '18. Los Angeles won the NFC West in 2018 and advanced to Super Bowl LIII against the New England Patriots. Taylor broke into NFL coaching in 2012 with the Miami Dolphins as assistant quarterbacks coach. He was elevated to quarterbacks coach from 2013-15. He spent the final five games of 2015 as the Dolphins' interim offensive coordinator and primary play-caller. Career record: 19-33-1.

**Background:** Taylor played quarterback at Wake Forest (2002-03), Butler County (Kan.) C.C. (2004) and Nebraska (2005-06). In his senior season of 2006, Taylor was named Big 12 Offensive Player of the Year after passing for 3,197 yards and leading the Cornhuskers to a 9-3 record, an appearance in the Big 12 Championship Game and a berth in the Cotton Bowl. He was inducted into the Nebraska Football Hall of Fame in 2017. He joined the Tampa Bay Buccaneers as a college free agent in 2007, but was waived prior to the start of training camp. Later that year, he joined the Winnipeg Blue Bombers of the Canadian Football League, where he spent one season (did not play). Taylor coached collegiately at Texas A&M (2008-11) and Cincinnati (2016).

**Personal:** Taylor was born on May 10, 1983, in Norman, Okla. He earned a bachelor's degree in communication studies from Nebraska in 2006. He and his wife, Sarah, have four children — Brooks, Luke, Emma Claire and Milly. Sarah Taylor is the daughter of former Green Bay Packers and Texas A&M head coach Mike Sherman. Taylor's father, Sherwood, was a defensive back and captain at Oklahoma (1976-79). Sherwood Taylor later served as an assistant coach at Oklahoma and Kansas State. Taylor's brother, Press, played quarterback at Marshall and is currently the offensive coordinator for the Jacksonville Jaguars.

## ASSISTANT COACHES

**Lou Anarumo**, defensive coordinator; born Aug. 18, 1966, Staten Island, N.Y. Attended Wagner. No pro playing experience. College coach: U.S. Merchant Marine Academy 1989-90 and 1992-94, Wagner 1990, Syracuse 1990-91, Harvard 1995-2000, Marshall 2001-03, Purdue 2004-11. Pro coach: Miami Dolphins 2012-17, New York Giants 2018. Joined Bengals in 2019.

**Colt Anderson**, assistant special teams, born Oct. 25, 1985, Butte, Mont. Defensive back Montana 2004-08. Pro defensive back: Minnesota Vikings 2009, Philadelphia Eagles

2010-13, Indianapolis Colts 2014-15, Buffalo Bills 2016-17. Pro coach: Joined Bengals in 2020.

**James Bettcher**, linebackers; born May 27, 1978, Lakeville, Ind. Offensive lineman St. Francis (Ind.) 1999-2002. No pro playing experience. College coach: St. Francis (Ind.) 2003-05, Bowling Green 2006, North Carolina 2007-09, Ball State 2010, New Hampshire 2011. Pro coach: Indianapolis Colts 2012, Arizona Cardinals 2013-17, New York Giants 2018, San Francisco 49ers 2021. Joined Bengals in 2022.

**Joey Boese**, strength and conditioning; born Feb. 28, 1980, Chicago, Ill. Defensive back Wisconsin 1998-2001. Pro defensive back Calgary Stampeders (CFL) 2003-06. College coach: Texas A&M 2008-11, Fresno State 2012-15, Illinois 2016-18. Joined Bengals in 2019.

**Charles Burks**, secondary/cornerbacks; born Sept. 21, 1987, Laredo, Texas. Cornerback East Central 2008-10. No pro playing experience. College coach: East Central 2011, West Texas A&M 2012, Texas A&M-Commerce 2013, Southeastern Oklahoma State 2014-18. Pro coach: Miami Dolphins 2019-21. Joined Bengals in 2022.

**Brian Callahan**, offensive coordinator; born June 10, 1984, Champaign, Ill. Quarterback UCLA 2002-05. No pro playing experience. College coach: UCLA 2006-07. Pro coach: Denver Broncos 2010-15, Detroit Lions 2016-17, Oakland Raiders 2018. Joined Bengals in 2019.

**James Casey**, tight ends; born Sept. 22, 1984, Fort Worth, Texas. Tight end Rice 2007-08. Pro tight end/fullback Houston Texans 2009-12, Philadelphia Eagles 2013-14, Denver Broncos 2015. College coach: Houston 2016-18. Pro coach: Joined Bengals in 2019.

**Louie Cioffi**, defensive quality control; born Sept. 21, 1973, Queens, N.Y. Attended State University of New York at Stony Brook. No college or pro playing experience. College coach: C.W. Post 1995-96, Southeastern Louisiana 2018. Pro coach: New York Jets 1993-94, Cincinnati Bengals 1997-2010, Arizona Cardinals 2011-12, Cleveland Browns 2013 and 2016, Tennessee Titans 2014-15, Atlanta Legends (AAF) 2019, D.C. Defenders (XFL) 2020. Re-joined Bengals in 2021.

**Mark Duffner**, senior defensive assistant; born July 19, 1953, Annandale, Va. Defensive lineman William & Mary 1972-74. No pro playing experience. College coach: Ohio State 1975-76, Cincinnati 1977-80, Holy Cross 1981-91 (head coach 1986-91), Maryland 1992-96 (head coach). Pro coach: Cincinnati Bengals 1997-2002, Green Bay Packers 2003-05, Jacksonville Jaguars 2006-13, Miami Dolphins 2014-15, Tampa Bay Buccaneers 2016-18. Re-joined Bengals in 2019.

**Derek Frazier**, assistant offensive line; born Feb. 8, 1974, Fort Collins, Colo. Offensive line Northern Colorado 1993-96. No pro playing experience. College coach: Nichols 1998-2000, Adams State 2001-02, Fresno State 2003-04, 2006-11, Northern Arizona 2005, Colorado State 2012-14, Central Michigan 2015-18, Wyoming 2021. Pro coach: New York Jets 2019-20. Joined Bengals in 2022.

**Justin Hill**, running backs; born Sept. 9, 1988, Dallas, Texas. Running back/linebacker Rice 2007-10. No pro playing experience. College coach: Iowa State 2011, Baylor 2012-14, Tulsa 2015-20. Pro coach: Joined Bengals in 2021.

**Marion Hobby**, defensive line; born Nov. 7, 1966, Birmingham, Ala. Defensive end Tennessee 1986-89. Pro defensive end New England Patriots 1990-92. College coach: Tennessee-Martin 1996, Louisiana-Lafayette 1996-97, Tennessee 1998, Mississippi 1999-2004, Duke 2008-10, Clemson 2011-16. Pro coach: New Orleans Saints 2006-07, Jacksonville Jaguars 2017-18, Miami Dolphins 2019-20. Joined Bengals in 2021.

**Todd Hunt**, assistant strength and conditioning; born Feb. 11, 1992, Stamford, Conn. Defensive end Fresno State 2012-15. No pro playing experience. College coach: Fresno State 2016-17, Illinois 2018. Pro coach: Joined Bengals in 2019.

**Jordan Kovacs**, assistant linebackers; born June 12, 1990, Curtice, Ohio. Safety Michigan 2009-12. Pro safety Miami Dolphins 2013-15. College coach: Michigan 2017-18. Pro coach: Joined Bengals in 2019.

**Brad Kragthorpe**, assistant wide receivers; born March 2, 1992, Flagstaff, Ariz. Quarterback Idaho State 2011, LSU 2012-15. No pro playing experience. College coach: Utah State 2016-17, LSU 2018. Pro coach: Joined Bengals in 2019.

**Robert Livingston**, secondary/safeties; born Nov. 29, 1985, Hendersonville, N.C. Safety William & Mary 2007-09. No pro playing experience. College coach: Furman 2010, Vanderbilt 2011. Pro coach: Joined Bengals (in player personnel) in 2012.

**Ben Martin**, assistant offensive line; born May 3, 1983, Boston, Mass. Offensive lineman Trinity (Conn.) 2001-05. No pro playing experience. College coach: Curry (Mass.) 2007, Merrimack (Mass.) 2008-09, Texas A&M 2010-11, Princeton 2012, Wagner College 2013, Union (N.Y.) College 2016-17, Bryant 2018. Pro coach: Miami Dolphins 2014-15. Joined Bengals 2019.

**Dan Pitcher**, quarterbacks; born Jan. 13, 1987, Cortland, N.Y. Quarterback Cortland State 2008-11. No pro playing experience. College coach: Cortland State 2012. Pro coach: Joined Bengals in 2016.

## CINCINNATI BENGALS

**Frank Pollack**, offensive line/run game coordinator: born Nov. 5, 1967, Camp Springs, Md. Offensive tackle/guard Northern Arizona 1985-89. Pro tackle/guard San Francisco 49ers 1990-97. College coach: Northern Arizona 2005-06. Pro coach: Houston Texans 2007-2011, Oakland Raiders 2012, Dallas Cowboys 2013-17, Cincinnati Bengals 2018, New York Jets 2019-20. Rejoined Bengals in 2021.

**Darrin Simmons**, assistant head coach/special teams coordinator: born April 9, 1973, Elkhart, Kan. Punter Kansas 1993-95. No pro playing experience. College coach: Kansas 1996, Minnesota 1997. Pro coach: Baltimore Ravens 1998, Carolina Panthers 1999-2002. Joined Bengals in 2003.

**Garrett Swanson**, assistant strength and conditioning: born June 24, 1994, Riverside, Calif. Punter/kicker Fresno State 2012-15. Pro punter Arizona Cardinals 2016. College coach: Illinois 2017-18. Pro coach: Joined Bengals in 2019.

**Troy Walters**, wide receivers, born Dec. 15, 1976, Bloomington, Ind. Wide receiver Stanford 1995-99. Pro wide receiver Minnesota Vikings 2000-01, Indianapolis Colts 2002-05, Arizona Cardinals 2006, Detroit Lions 2007. College coach: Indiana State 2009, Texas A&M 2010-11, North Carolina State 2012, Colorado 2013-15, Central Florida 2016-17, Nebraska 2018-19. Pro coach: Joined Bengals in 2020.

### RECORD HOLDERS

#### INDIVIDUAL RECORDS—CAREER

Rushing (Yds.)	Corey Dillon, 1997-2003	8,061
Passing (Yds.)	Ken Anderson, 1971-86	32,838
Passing (TDs)	Andy Dalton, 2011-19	204
Receiving (No.)	Chad Johnson, 2001-10	751
Receiving (Yds.)	Chad Johnson, 2001-10	10,783
Interceptions	Ken Riley, 1969-83	65
Punting (Avg.)	Kevin Huber, 2009-20	45.3
Punt Return (Avg.)	Adam Jones, 2010-17	11.4
Kickoff Return (Avg.)	Adam Jones, 2010-17	26.4
Field Goals	Jim Breech, 1980-92	225
Touchdowns (Tot.)	Pete Johnson, 1977-83	70
Points	Jim Breech, 1980-92	1,151
*Sacks	Carlos Dunlap, 2010-20	82.5

#### INDIVIDUAL RECORDS—SINGLE SEASON

Rushing (Yds.)	Rudi Johnson, 2005	1,458
Passing (Yds.)	Joe Burrow, 2021	4,611
Passing (TDs)	Joe Burrow, 2021	34
Receiving (No.)	T.J. Houshmandzadeh, 2007	112
Receiving (Yds.)	Ja'Marr Chase, 2021	1,455
Interceptions	Deltha O'Neal, 2005	10
Punting (Avg.)	Kevin Huber, 2020	47.2
Punt Return (Avg.)	Lemar Parrish, 1974	18.8
Kickoff Return (Avg.)	Adam Jones, 2014	31.3
Field Goals	Mike Nugent, 2011	33
Touchdowns (Tot.)	Carl Pickens, 1995	17
Points	Mike Nugent, 2011	132
*Sacks	Trey Hendrickson, 2021	14

#### INDIVIDUAL RECORDS—SINGLE GAME

Rushing (Yds.)	Corey Dillon, 10-22-00	278
Passing (Yds.)	Joe Burrow, 12-26-21	4,611
Passing (TDs)	Carson Palmer, 9-16-07	6
Receiving (No.)	Carl Pickens, 10-11-98	13
Receiving (Yds.)	Ja'Marr Chase, 1-2-22	266
Interceptions	Many times	3
	Last time by Leon Hall, 12-21-08	
Field Goals	Shayne Graham, 11-11-07	7
Touchdowns (Tot.)	Larry Kinnebrew, 10-28-84	4
	Corey Dillon, 12-4-97	4
	Marvin Jones, 10-27-13	4
Points	Larry Kinnebrew, 10-28-84	24
	Corey Dillon, 12-4-97	24
	Marvin Jones, 10-27-13	24
*Sacks	Antwan Odom, 9-20-09	5.0

\*Sacks became an official statistic in 1982

## CINCINNATI BENGALS

## 2022 VETERAN ROSTER

No.	Name	Pos.	Ht.	Wt.	Birthdate	Exp.	NFL College	Hometown	How Acq.	'21 Games/ Starts
77	Adeniji, Hakeem	G	6-4	302	12/8/1997	3	Kansas	Garland, Texas	D6-20	9/9
8	Allen, Brandon	QB	6-2	209	9/5/1992	6	Arkansas	Fayetteville, Ark.	FA-20	6/1
37 #	Allen, Ricardo	S	5-9	186	12/18/1991	7	Purdue	Daytona Beach, Fla.	FA-21	14/1
20	Apple, Eli	CB	6-1	203	8/9/1995	7	Ohio State	Voorhees, N.J.	FA-21	16/15
22	Awuzie, Chidobe	CB	6-0	202	5/24/1995	6	Colorado	San Jose, Calif.	UFA(Dal)-21	14/14
49	Bachie, Joe	LB	6-2	235	2/26/1998	3	Michigan State	Brook Park, Ohio	W(PhI)-21	9/2
51	Bailey, Markus	LB	6-0	235	3/7/1997	3	Purdue	Columbus, Ohio	D7-20	16/3
30	Bates, Jessie, III	S	6-1	200	2/26/1997	5	Wake Forest	Fort Wayne, Ind.	D2-18	15/15
24	Bell, Vonn	S	5-11	205	12/12/1994	7	Ohio State	Rossville, Ga.	UFA(NO)-20	16/16
83	Boyd, Tyler	WR	6-2	203	11/15/1994	7	Pittsburgh	Clairton, Pa.	D2-16	16/10
39	Brannon, John	CB	6-2	195	3/10/1998	2	Western Carolina	Charlotte, N.C.	FA-21	0*
9	Burrow, Joe	QB	6-4	221	12/10/1996	3	LSU	Athens, Ohio	D1-20	16/16
66	Cappa, Alex	G	6-6	305	1/27/1995	5	Humboldt State	Dublin, Calif.	UFA(TB)-22	17/17*
79	Carman, Jackson	G	6-5	322	1/22/2000	2	Clemson	Fairfield, Ohio	D2-21	17/6
1	Chase, JaMarr	WR	6-0	201	3/1/2000	2	LSU	Metalairie, La.	D1-21	17/17
71	Collins, Lael	OT	6-4	320	7/26/1993	8	LSU	Baton Rouge, La.	FA-22	12/10*
35	Davis, Jalen	CB	5-10	185	2/2/1996	3	Utah State	La Mesa, Calif.	FA-20	15/0
59	Davis-Gaither, Akeem	LB	6-2	224	9/21/1997	3	Appalachian State	Thomasville, N.C.	D4-20	9/0
25	Evans, Chris	HB	5-11	211	10/5/1997	2	Michigan	Indianapolis, Ind.	D6b-21	14/1
50 #	Evans, Jordan	LB	6-3	242	1/27/1995	5	Oklahoma	Norman, Okla.	D6a-17	5/0
33	Flowers, Tre	CB	6-3	203	6/2/1995	5	Oklahoma State	Converse, Texas	W(Sea)-21	16/4*
61	Gaillard, Lamont	C	6-3	305	2/8/1996	3	Georgia	Fayetteville, N.C.	FA-21	0*
29 #	Hargreaves, Vernon, III	CB	5-10	204	6/3/1995	6	Florida	Tampa, Fla.	W(Hou)-21	4/1
46	Harris, Clark	LS	6-5	250	7/10/1984	14	Rutgers	Manahawkin, N.J.	FA-09	17/0
41	Henderson, Trayvon	S	6-0	205	8/15/1995	3	Hawaii	Sacramento, Calif.	FA-18	2/0
91	Hendrickson, Trey	DE	6-4	270	12/5/1994	6	Florida Atlantic	Apopka, Fla.	UFA(NO)-21	16/14
85	Higgins, Tee	WR	6-4	216	1/18/1999	3	Clemson	Oak Ridge, Tenn.	D2-20	14/14
92	Hill, B.J.	DT	6-3	311	4/20/1995	5	North Carolina State	Oakboro, N.C.	T(NYG)-21	16/2
63	Hill, Trey	C	6-4	319	1/23/2000	2	Georgia	Warner Robins, Ga.	D6a-21	13/3
21	Hilton, Mike	CB	5-9	184	3/9/1994	6	Mississippi	Fayetteville, Ga.	UFA(PhI)-21	17/9
36	Holyfield, Elijah	HB	5-10	215	11/30/1997	2	Georgia	College Park, Ga.	FA-21	0*
94	Hubbard, Sam	DE	6-5	265	6/29/1995	5	Ohio State	Cincinnati, Ohio	D3a-18	16/16
10	Huber, Kevin	P	6-1	210	7/16/1985	13	Cincinnati	Cincinnati, Ohio	D5-09	17/0
88	Hurst, Hayden	TE	6-4	245	8/24/1993	5	North Carolina	Jacksonville, Fla.	UFA(Atl)-22	13/5*
16	Irwin, Trenton	WR	6-2	207	12/10/1995	3	Stanford	Valencia, Calif.	FA-19	7/0
44	Johnston, Clay	LB	6-1	232	8/8/1996	3	Baylor	Abilene, Texas	W(Car)-21	13/1*
47	Jones, Keandre	LB	6-3	220	9/24/1997	2	Maryland	Olney, Md.	FA-20	5/0
90	Kareem, Khalid	DE	6-4	268	4/28/1998	3	Notre Dame	Detroit, Mich.	D5-20	7/1
—	Karras, Ted	C	6-4	305	3/15/1993	7	Illinois	Indianapolis, Ind.	UFA(N.E.)-22	17/13*
69 #	Kerr, Zach	DT	6-2	334	8/29/1990	8	Delaware	Gaithersburg, Md.	FA-21	0*
2	McPherson, Evan	K	5-11	185	7/21/1999	2	Florida	Fort Payne, Ala.	D5-21	16/0
28	Mixon, Joe	HB	6-1	220	7/24/1996	6	Oklahoma	Oakley, Calif.	D2-17	16/16
17	Morgan, Stanley	WR	6-0	205	9/7/1996	4	Nebraska	New Orleans, La.	FA-19	17/1
81	Moss, Thaddeus	TE	6-3	249	5/14/1998	2	LSU	Charlotte, N.C.	W(Was)-21	0*
65 #	Ogunjobi, Larry	DT	6-3	305	6/3/1994	5	North Carolina-Charlotte	Greensboro, N.C.	UFA(Cle)-21	16/16
58	Ossai, Joseph	DE	6-4	256	4/12/2000	2	Texas	Ketu Ijanikin, Lagos, Nigeria	D3-21	0*
34	Perine, Samaje	HB	5-11	240	9/16/1995	6	Oklahoma	Pflugerville, Texas	W(Mia)-20	16/0
57	Pratt, Germaine	LB	6-3	245	5/21/1996	4	North Carolina State	High Point, N.C.	D3-19	15/15
75	Prince, Isaiah	OT	6-7	305	7/29/1997	4	Ohio State	Greenbelt, Md.	W(Mia)-19	15/4
98	Reader, D.J.	DT	6-3	347	7/1/1994	7	Clemson	Greensboro, N.C.	UFA(Hou)-20	15/15
71 #	Reiff, Riley	OT	6-6	305	12/1/1988	10	Iowa	Parkston, S.D.	FA-21	12/12
96	Sample, Cam	DE	6-3	267	9/20/1999	2	Tulane	Snellville, Ga.	D4a-21	14/0
89	Sample, Drew	TE	6-5	258	4/16/1996	4	Washington	Bellevue, Wash.	D2-19	17/8
99	Shelvin, Tyler	DT	6-2	350	7/22/1998	2	LSU	Lafayette, La.	D4b-21	3/0
70	Smith, DAnte	OT	6-5	305	6/9/1998	2	East Carolina	Augusta, Ga.	D4c-21	2/1
67 #	Spain, Quinton	G	6-4	330	8/7/1991	7	West Virginia	Petersburg, Va.	FA-20	16/16
52	Spence, Noah	DE	6-2	251	1/8/1994	5	Eastern Kentucky	Harrisburg, Pa.	FA-21	2/0
11	Taylor, Trent	WR	5-8	181	4/30/1994	5	Louisiana Tech	Shreveport, La.	FA-21	4/0
31	Thomas, Michael J.	S	5-11	195	3/17/1990	9	Stanford	Houston, Texas	FA-21	8/1
80	Thomas, Mike D.	WR	6-1	189	8/16/1994	7	Southern Mississippi	Chicago, Ill.	UFA(LAR)-20	12/1
68	Tupou, Josh	DT	6-3	345	5/2/1994	5	Colorado	Long Beach, Calif.	FA-17	17/9
84	Wilcox, Mitchell	TE	6-4	247	11/7/1996	3	South Florida	Tarpon Springs, Fla.	FA-20	15/1
73	Williams, Jonah	OT	6-5	305	11/17/1997	4	Alabama	Folsom, Calif.	D1-19	16/16
32	Williams, Trayveon	HB	5-8	206	10/18/1997	4	Texas A&M	Houston, Texas	D6a-19	5/0
40	Wilson, Brandon	S	5-10	200	7/27/1994	6	Houston	Shreveport, La.	D6b-17	9/1
55	Wilson, Logan	LB	6-2	241	7/8/1996	3	Wyoming	Casper, Wyo.	D3-20	13/13

## CINCINNATI BENGALS

\* Brannon active for one game with Cincinnati (did not play); Cappa played 17 games with Tampa Bay; Collins played 12 games with Dallas; Flowers played five games with Seattle and 11 with Cincinnati; Gaillard last active with Arizona in '20; Holyfield last active with Philadelphia in '20; Hurst played 13 games with Atlanta; Johnston played six games with Carolina and seven with Cincinnati; Karras played 17 games with New England; Kerr played four games with San Francisco and three with Arizona; Ossai missed '21 season because of injury.

# Unrestricted free agent; subject to developments.

Players lost through unrestricted free agency (three): Darius Phillips (LV; 12 games in '21), Auden Tate (ATL; seven), C.J. Uzomah (NYJ; 16).

Also played with Bengals in '21—Austin Calitro (five games), Mike Daniels (two), Sean Davis (two), Elliott Fry (one), Vernon Hargreaves (four), Darius Hodge (four), Trey Hopkins (15), Fred Johnson (five), Nick McCloud (two), Wyatt Ray (15), Mason Schreck (one), Xavier Su'a-Filo (two), Keaton Sutherland (one), Trae Waynes (five), Renell Wren (one).

### FIRST-YEAR ROSTER

Name	Pos.	Ht.	Wt.	Birthdate	College	Hometown	How Acq.
Adomitis, Cal	LS	6-2	235	7/9/1998	Pittsburgh	Pittsburgh, Pa.	FA
Anderson, Tycen	S	6-2	209	6/13/1999	Toledo	Toledo, Ohio	D5
Brown, Ben	G/C	6-5	312	5/19/1998	Mississippi	Vicksburg, Miss.	FA
Browning, Jake (1)	QB	6-2	209	4/11/1996	Washington	Folsom, Calif.	FA-21
Carter, Zach	DT	6-4	287	4/7/1999	Florida	Tampa, Fla.	D3
Chrisman, Drue (1)	P	6-3	209	6/30/1997	Ohio State	Lawrenceburg, Ind.	FA-21
Cochran, Devin	OT	6-7	306	7/17/1998	Georgia Tech	Norcross, Ga.	FA
Daramy-Swaray, Abu	CB	5-9	172	6/10/1996	Colgate	Columbus, Ohio	FA
Eubanks, Nick (1)	TE	6-5	256	11/21/1996	Michigan	Plantation, Fla.	FA
George, Allan	CB	5-11	191	7/16/1999	Vanderbilt	Andalusia, Ala.	FA
Gunter, Jeffrey	DE	6-4	258	6/1/1999	Coastal Carolina	Durham, N.C.	D7
Heiligh, Jaivon	WR	6-1	202	9/2/1999	Coastal Carolina	Venice, Fla.	FA
Hicks, Clarence	LB	6-2	225	12/7/1998	Texas-San Antonio	Pensacola, Fla.	FA
Hill, Dax	DB	6-0	191	9/29/2000	Michigan	Tulsa, Okla.	D1
Hood, Delonte	CB	5-11	192	10/17/2000	Peru State College	Washington D.C.	FA
Hubert, Wyatt (1)	DE	6-3	258	6/13/1998	Kansas State	Topeka, Kan.	D7-21
Jones, Shermani	HB	6-0	213	8/15/2000	Coastal Carolina	Pensacola, Fla.	FA
Lassiter, Kwamie, II	WR	5-11	185	1/21/1998	Kansas	Chandler, Ariz.	FA
Noel, Desmond	G	6-4	301	2/12/1998	Florida Atlantic	Cincinnati, Ohio	FA
Pryor, Kendrick	WR	5-11	183	1/6/1998	Wisconsin	Hazel Crest, Ill.	FA
Radley-Hiles, Bookie	S/CB	5-9	183	8/4/1999	Washington	Inglewood, Calif.	FA
Rigg, Justin	TE	6-6	259	3/13/1998	Kentucky	Springboro, Ohio	FA
Sorenson, Jack	WR	6-0	189	7/26/1997	Miami (Ohio)	Kildeer, Ill.	FA
Taylor-Britt, Cam	CB	5-11	196	10/15/1999	Nebraska	Montgomery, Ala.	D2
Tisdale, Tariqious	DT/DE	6-5	285	4/4/1998	Mississippi	Lexington, Tenn.	FA
Volson, Cordell	G/OT	6-6	315	7/20/1998	North Dakota State	Balfour, N.D.	D4
Washington, Scotty (1)	TE	6-5	247	7/26/1997	Wake Forest	Washington, D.C.	FA-21
Wells, Carson	LB	6-3	241	2/20/1999	Colorado	Bushnell, Fla.	FA
Williams, Pooka, Jr. (1)	WR	5-9	175	6/19/1999	Kansas	New Orleans, La.	FA-21

The term **NFL Rookie** is defined as a player who is in his first season of professional football and has not been on the roster of another professional football team for any regular-season or postseason games. A **Rookie** is designated by an "R" on NFL rosters. Players who have been active in another professional football league or players who have NFL experience, including either preseason training camp or being on an Active List or Inactive List, or on Reserve/Injured or Reserve/Physically Unable to Perform for fewer than six regular-season games, are termed **NFL First-Year Players**. An **NFL First-Year Player** is designated by a "1" on NFL rosters. Thereafter, a player is credited with an additional year of experience for each season in which he accumulates six games on the Active List or Inactive List, or on Reserve/Injured or Reserve/Physically Unable to Perform.

Log on to [www.bengals.com](http://www.bengals.com) for an up-to-date roster.

# CLEVELAND BROWNS



American Football Conference  
North Division

76 Lou Groza Blvd.  
Berea, OH 44017  
Telephone: (440) 891-5000

Team Colors: Brown, Orange and White

## 2022 SCHEDULE

### PRESEASON

Aug. 12 at Jacksonville.....7:00 PM  
Aug. 21 Philadelphia.....1:00 PM  
Aug. 27 Chicago.....7:00 PM

### REGULAR SEASON

Sept. 11 at Carolina.....1:00 PM  
Sept. 18 N.Y. Jets.....1:00 PM  
Sept. 22 Pittsburgh (Thu).....8:15 PM  
Oct. 2 at Atlanta.....1:00 PM  
Oct. 9 L.A. Chargers.....1:00 PM  
Oct. 16 New England.....1:00 PM  
Oct. 23 at Baltimore.....1:00 PM  
Oct. 31 Cincinnati (Mon).....8:15 PM  
BYE  
Nov. 13 at Miami.....1:00 PM  
Nov. 20 at Buffalo.....1:00 PM  
Nov. 27 Tampa Bay.....1:00 PM  
Dec. 4 at Houston.....1:00 PM  
Dec. 11 at Cincinnati.....1:00 PM  
Dec. 17/18 Baltimore.....TBD  
Dec. 24 New Orleans (Sat).....1:00 PM  
Jan. 1 at Washington.....1:00 PM  
Jan. 7/8 at Pittsburgh.....TBD  
*\*All times ET*

**Stadium:** FirstEnergy Stadium  
100 Alfred Lerner Way  
Cleveland, OH 44114

**Opened:** 1999  
**Capacity:** 67,431  
**Playing Surface:** Grass

**Training Camp:**  
CrossCountry Mortgage Campus  
76 Lou Groza Blvd.  
Berea, OH 44017

## CLUB OFFICIALS

Managing and Principal Partner:  
Dee Haslam  
Managing and Principal Partner:  
Jimmy Haslam  
Executive Vice President, Partner:  
JW Johnson  
Partner: Whitney Johnson  
General Manager/Executive Vice  
President, Football Operations:  
Andrew Berry  
Chief Strategy Officer: Paul DePodesta  
Executive Vice President, Chief Operating  
Officer: David A. Jenkins  
Chief Commercial Officer: Eric Clause  
Chief Human Resource Officer:  
Mike Nikolaus  
Chief Financial Officer: Gregory Rush  
Senior Vice President, Marketing and  
Media: Brent Rossi  
Senior Vice President, Communications:  
Peter John-Baptiste  
Senior Vice President, Player Health &  
Development: Joe Sheehan  
Special Advisor: Jim Brown  
Vice President, Stadium Operations:  
Troy Brown  
Vice President, Player Personnel:  
Glenn Cook  
Vice President, Football Administration:  
Chris Cooper  
Senior Executive Consultant: Bob Quinn  
Vice President, Information Technology:  
Brandon Covert  
Vice President, Operations:  
Phil Dangerfield  
Vice President, Research & Strategy:  
Andrew Healy  
Vice President, Player Personnel Process  
& Development: Ken Kovash  
Vice President, General Counsel:  
Ted Tywang  
Director, Player Engagement: Ron Brewer  
Director, Scouting Research: Mike Cetta  
Director, Football Information Systems:  
Bradley DeAngelis  
Director, Security: John Frain  
Director, Research & Strategy:  
Dave Giuliani  
Director, High Performance: Shaun Huls  
Director, Community & Corporate  
Communications: Rob McBurnett  
Director, Football Communications:  
Dan Murphy  
Director, Ownership Operations:  
Katie Murphy  
Video Director: Rob Pavlas  
Director, Player Personnel: Dan Saganey  
Director, Berea Facilities: Matt Srodek  
Director, Team Logistics: Bryant Swindle  
Head Equipment Manager: Brad Melland

## COACHING HISTORY (506-535-11)

*Records include postseason games*

1950-62 Paul Brown .....115-49-5  
1963-70 Blanton Collier .....79-38-2  
1971-74 Nick Skorich .....30-26-2  
1975-77 Forrest Gregg\* .....18-23-0  
1977 Dick Modzelewski .....0-1-0  
1978-84 Sam Rutigliano\*\* .....47-52-0  
1984-88 Marty Schottenheimer.....46-31-0  
1989-90 Bud Carson\*\*\* .....12-14-1  
1990 Jim Hofner .....1-6-0  
1991-95 Bill Belichick .....37-45-0  
1999-2000 Chris Palmer .....5-27-0  
2001-04 Butch Davis\*\*\* .....24-36-0  
2004 Terry Robiskie .....1-4-0  
2005-08 Romeo Crennel .....24-40-0  
2009-10 Eric Mangini .....10-22-0  
2011-12 Pat Shurmur .....9-23-0  
2013 Rob Chudzinski .....4-12-0  
2014-15 Mike Pettine .....10-22-0  
2016-18 Hue Jackson# .....3-36-1  
2018 Gregg Williams .....5-3-0  
2019 Freddie Kitchens .....6-10-0  
2020- Kevin Stefanski .....20-15-0

\*Resigned after 13 games in 1977  
\*\*Released after eight games in 1984  
\*\*\*Released after nine games in 1990  
\*\*\*\*Resigned after 11 games in 2004  
#Released after eight games in 2018

## PAID ATTENDANCE, 2021

Home 592,736 Away 538,593  
Total 1,131,329  
Single-game home record,  
85,073 (9/21/70)  
Single-season home record, 620,496  
(1980)

## 2022 DRAFT CHOICES

Rd	Name	Pos	College
3	Martin Emerson Jr.	DB	Mississippi St.
3	Alex Wright	DE	Alabama-Birmingham
3	David Bell	WR	Purdue
4	Perrion Winfrey	DT	Oklahoma
4	Cade York	K	LSU
5	Jerome Ford	RB	Cincinnati
6	Mike Woods	WR	Oklahoma
7	Isaiah Thomas	DE	Oklahoma
7	Dawson Deaton	G	Texas Tech

# CLEVELAND BROWNS

## 2021 TEAM RECORD

### REGULAR SEASON (8-9)

Date	Opponent	Result
Sept. 12	at Kansas City	L 29-33
Sept. 19	HOUSTON	W 31-21
Sept. 26	CHICAGO	W 26-6
Oct. 3	at Minnesota	W 14-7
Oct. 10	at L.A. Chargers	L 42-47
Oct. 17	ARIZONA	L 14-37
Oct. 21	DENVER	W 17-14
Oct. 31	PITTSBURGH	L 10-15
Nov. 7	at Cincinnati	W 41-16
Nov. 14	at New England	L 7-45
Nov. 21	DETROIT	W 13-10
Nov. 28	at Baltimore	L 10-16
Dec. 12	BALTIMORE	W 24-22
Dec. 20	LAS VEGAS	L 14-16
Dec. 25	at Green Bay	L 22-24
Jan. 3	at Pittsburgh	L 14-26
Jan. 9	CINCINNATI	W 21-16

### SCORE BY PERIODS

Team	68	133	68	80	0	—	349
Opponents	65	102	74	130	0	—	371

## 2021 TEAM STATISTICS

	Team	Opp.
Total First Downs	342	327
Rushing	138	108
Passing	177	184
Penalty	27	35
3rd Down: Made/Att	83/212	86/219
3rd Down Pct.	39.2	39.3
4th Down: Made/Att	12/29	16/25
4th Down Pct.	41.4	64.0
Possession Avg.	30:48	29:12
Total Net Yards	5791	5296
Avg. Per Game	340.6	311.5
Total Plays	1054	1056
Avg. Per Play	5.5	5.0
Net Yards Rushing	2471	1857
Avg. Per Game	145.4	109.2
Total Rushes	485	437
Net Yards Passing	3320	3439
Avg. Per Game	195.3	202.3
Sacked/Yards Lost	49/299	43/273
Gross Yards	3619	3712
Att./Completions	520/320	576/367
Completion Pct.	61.5	63.7
Had Intercepted	14	13
Punts/Average	67/43.0	71/48.2
Net Punting Avg.	67/38.3	71/42.1
Penalties/Yards	112/1035	98/877
Fumbles/Ball Lost	20/8	24/6
Touchdowns	43	43
Rushing	20	13
Passing	21	29
Returns	2	1

## 2021 INDIVIDUAL STATISTICS

PASSING	Att	Cmp	Yds	Cmp%	Yds/Att	TD	Int	Int%	LG	Sk/Lost	Rtng
Mayfield	418	253	3010	60.5	7.20	17	4.1	13	3.1	71t	43/269
Keenum	72	47	462	65.3	6.42	3	4.2	1	1.4	34	5/29
Mullens	30	20	147	66.7	4.90	1	3.3	0	0.0	25	0/0
Landry	0	0	0	---	---	0	---	0	---	---	1/1
Team	520	320	3619	61.5	6.96	21	4.0	14	2.7	71t	49/299
Opponents	576	367	3712	63.7	6.44	29	5.0	13	2.3	75t	43/273

TD TD TD TD									
SCORING	Tot	Ru	Rec	Rt	PAT	FG	Saf	Pts	
McLaughlin	0	0	0	0	36/37	15/21	0	81	
Chubb	9	8	1	0			0	54	
Hunt	5	5	0	0			0	32	
Landry	4	2	2	0			0	24	
Njoku	4	0	4	0			0	24	
Hooper	3	0	3	0			0	20	
Bryant	3	0	3	0			0	18	
D.Johnson	3	3	0	0			0	18	
Peoples-Jones	3	0	3	0			0	18	
Felton	2	0	2	0			0	12	
Janovich	1	1	0	0			0	8	
Garrett	1	0	0	1			0	6	
Higgins	1	0	1	0			0	6	
Mayfield	1	1	0	0			0	6	
Schwartz	1	0	1	0			0	6	
Stanton	1	0	1	0			0	6	
Ward	1	0	0	1			0	6	
Naggar	0	0	0	0	1/2	1/1	0	4	
Team	43	20	21	2	37/39	16/22	0	349	
Opponents	43	13	29	1	33/35	26/27	0	371	

2-Pt Conv: Hooper, Hunt, Janovich. Team 3-4.  
Opponents 1-8.

RUSHING	No.	Yds	Avg	LG	TD
Chubb	228	1259	5.5	70t	8
D.Johnson	100	534	5.3	30	3
Hunt	78	386	4.9	33	5
Mayfield	37	134	3.6	14	1
Landry	6	40	6.7	16t	2
Schwartz	6	39	6.5	17	0
Felton	7	24	3.4	12	0
Keenum	12	22	1.8	10	0
Beckham	2	14	7.0	10	0
Kelly	2	13	6.5	11	0
Stanton	3	5	1.7	3	0
Njoku	1	1	1.0	1	0
Gillan	1	0	0.0	0	0
Janovich	2	0	0.0	1t	1
Team	485	2471	5.1	70t	20
Opponents	437	1857	4.2	57t	13

RECEIVING	No.	Yds	Avg	LG	TD
Landry	52	570	11.0	38	2
Hooper	38	345	9.1	34	3
Njoku	36	475	13.2	71t	4
Peoples-Jones	34	597	17.6	60t	3
Higgins	24	275	11.5	21	1
Hunt	22	174	7.9	23	0
Bryant	21	233	11.1	41	3
Chubb	20	174	8.7	40	1
D.Johnson	19	137	7.2	18	0
Felton	18	181	10.1	33t	2
Beckham	17	232	13.6	26	0
Schwartz	10	135	13.5	44	1
Bradley	4	64	16.0	37	0
Janovich	3	9	3.0	3	0
Stanton	2	7	3.5	6	1
Mayfield	0	11	---	11	0
Team	320	3619	11.3	71t	21
Opponents	367	3712	10.1	75t	29

INTERCEPTIONS	No.	Yds	Avg	LG	TD
Ward	3	103	34.3	99t	1
J.Johnson	3	31	10.3	31	0
G.Williams	2	7	3.5	7	0
Smith	2	1	0.5	1	0
Delpit	1	5	5.0	5	0
Green	1	1	1.0	1	0
Harrison	1	0	0.0	0	0
Team	13	148	11.4	99t	1
Opponents	14	175	12.5	37	0

PUNTING	No.	Yds	Avg	Net Bt	In20	LG	B
Colquitt	25	1038	41.5	36.1	2	6	56
Gillan	42	1842	43.9	39.5	1	15	65
Team	67	2880	43.0	38.3	3	21	65
Opponents	71	3425	48.2	42.1	5	16	66

PUNT RETURNS	Ret	FC	Yds	Avg	LG	TD
Felton	32	2	227	7.1	24	0
Peoples-Jones	12	3	95	7.9	20	0
Natson	3	0	15	5.0	8	0
Team	47	5	337	7.2	24	0
Opponents	30	15	257	8.6	29	0

KICK RETURNS	No.	Yds	Avg	LG	TD
Schwartz	15	322	21.5	35	0
Felton	9	172	19.1	28	0
D.Johnson	6	139	23.2	29	0
Natson	5	107	21.4	28	0
Bradley	2	49	24.5	25	0
Janovich	2	19	9.5	13	0
Stewart	1	20	20.0	20	0
Team	40	828	20.7	35	0
Opponents	39	791	20.3	31	0

FIELD GOALS	1-19	20-29	30-39	40-49	50+
McLaughlin	0/0	3/3	4/4	4/10	4/4
Naggar	0/0	0/0	1/1	0/0	0/0
Team	0/0	3/3	5/5	4/10	4/4
Opponents	0/0	6/6	7/7	8/9	5/5

SACKS	No.
Garrett	16.0
Clowney	9.0
McDowell	3.0
McKinley	2.5
T.Hill	2.0
J.Jackson	1.5
Owusu-Koramoah	1.5
Day	1.0
Delpit	1.0
Harrison	1.0
Phillips	1.0
Walker	1.0
Elliott	0.5
M.Jackson	0.5
J.Johnson	0.5
Togiai	0.5
Ward	0.5
Team	43.0
Opponents	49.0

## CLEVELAND BROWNS

## 2022 COACHING STAFF

**Kevin Stefanski, Head Coach**

**Pro Career:** The 2020 NFL Coach of the Year, Kevin Stefanski enters his third season as the Cleveland Browns head coach after being named the 18th full-time head coach in franchise history by Managing and Principal Partners Dee and Jimmy Haslam on Jan. 13, 2020. Stefanski spent 14 seasons (2006-19) with the Minnesota Vikings and moved up the coaching ladder from assistant to the head coach to offensive coordinator. During his first two seasons, Stefanski led the Browns to 20 total wins, trailing only Hall of Famer Paul Brown (23 in 1950-51) and Blanton Collier (21 in 1963-64) for the most NFL wins by a Browns coach in his first two seasons. In his first season with the Browns, Stefanski led the team to their first playoff appearance since 2002 and first playoff victory in 26 years. He notched the most wins (11) by a first-year Browns head coach since Hall of Famer Paul Brown had 12 in the team's inaugural season in 1946. Stefanski's 11 regular-season wins were the most by any first-year head coach in 2020 and marked just the 11th time since 1970 a first-year coach has won 11-or-more games. He got his first start in the league with the Vikings in 2006 as an assistant to the head coach before serving as assistant quarterbacks coach from 2009-13, two seasons tutoring the tight ends group (2014-15), one season (2016) as running backs coach and two seasons guiding the quarterbacks (2017-18). He added the role of interim offensive coordinator for the remaining three games of the 2018 season before being named the team's offensive coordinator in 2019. Career record: 20-15.

**Background:** Stefanski played defensive back at Pennsylvania (2000-04) and earned a bachelor's degree in communications. No pro playing experience.

**Personal:** Born April 8, 1982, Stefanski is a native of Philadelphia, Pa. He and his wife, Michelle, have two sons, Will and Gabe, and one daughter, Juliet.

**ASSISTANT COACHES**

**Jeff Anderson**, defensive quality control: born Sept. 30, 1992, Dixon, Calif. Quarterback Texas Southern (2012-13). No pro playing experience. College coach: Contra Costa 2014-16, Northern Colorado 2017, San Jose State 2018-19, Cal Poly 2020-21. Pro coach: Joined Browns in 2022.

**Ben Bloom**, defensive run game coordinator: born Oct. 17, 1982, Wellesley, Mass. Offensive lineman Tufts 2001-04. No pro playing experience. College coach: Tufts 2005-07, Harvard 2008. Pro coach: Cleveland Browns 2009-10, Dallas Cowboys 2011-19. Rejoined Browns in 2020.

**Stephen Bravo-Brown**, assistant special teams: born May 1, 1991, North Lauderdale, Fla. Wide receiver South Florida (2010-13). No pro playing experience. College coach: Waldorf 2015, Wake Forest 2016-18, Missouri State 2019. Pro coach: Joined Browns in 2020.

**Callie Brownson**, chief of staff/assistant wide receivers: born Oct. 15, 1989, Alexandria, Va. No college playing experience. Pro safety/running back/slot receiver D.C. Divas (2010-17). College coach: Dartmouth 2018. Pro coach: Buffalo Bills 2019, Joined Browns in 2020.

**Bill Callahan**, offensive line: born July 31, 1956, Chicago, Ill. Quarterback Illinois Benedictine 1975-77. No pro playing experience. College coach: Illinois 1980-86, Northern Arizona 1987-88, Southern Illinois 1989, Wisconsin 1990-94, Nebraska 2004-07 (head coach). Pro coach: Philadelphia Eagles 1995-97, Oakland Raiders 1998-2003 (head coach 2002-03), New York Jets (2008-11), Dallas Cowboys 2012-14, Washington Redskins 2015-19. Joined Browns in 2020.

**Josh Christovich**, strength and conditioning assistant/sports science: born Aug. 27, 1990, Woodbridge, Va. No college or pro playing experience. College coach: James Madison 2010-13, East Tennessee State 2013-15, North Carolina State 2015-16. Pro coach: Joined Browns in 2016.

**Jonathan Decoster**, offensive assistant: born July 27, 1987, Hollywood, Fla. Offensive lineman Louisiana-Lafayette. No pro playing experience. College coach: Nevada 2013-14, West Virginia State 2015-16, LSU 2017-19, Old Dominion 2020. Pro coach: Joined Browns in 2021.

**Zach Dunn**, defensive quality control: born March 15, 1995, Germantown, Ohio. Attended Bowling Green State. No college or pro playing experience. College coach: Bowling Green State 2016. Pro coach: Joined Browns in 2020.

**Monty Gibson**, strength and conditioning: born Jan. 7, 1971, San Angelo, Texas. Attended Angelo State. No college or pro playing experience. College coach: Texas A&M 2000-18. Pro coach: Joined Browns in 2018.

**Ashton Grant**, offensive quality control: born Nov. 16, 1995, Manchester, Conn. Wide receiver Assumption 2014-17. No pro playing experience. College coach: Holy Cross 2019-20. Pro coach: Joined Browns in 2020.

**Jeff Howard**, pass game coordinator/defensive backs: born Jan. 13, 1982, Portales, N.M. Linebacker Eastern New Mexico 2001-04. No pro playing experience. College coach: Texas Tech 2011-12. Pro coach: Minnesota Vikings 2013-19. Joined Browns in 2020.

**Shaun Huls**, director of high performance: born Oct. 22, 1970, Merrill, Iowa. Attended Nebraska. No college or pro playing experience. College coach: Nebraska 1996-2001, Nevada 1997, Hampton 2002-06. Pro coach: Philadelphia Eagles 2013-19. Joined Browns in 2020.

**Larry Jackson**, director of strength and conditioning: born Oct. 7, 1971, Rockdale, Texas. Defensive end Texas A&M 1991-94. Pro defensive end Denver Broncos 1995, Arizona Cardinals 1996, Miami Dolphins 1997, Barcelona Dragons (NFL Europe) 1998. College coach: Texas A&M 1998-2004 and 2012-16, Oklahoma 2004-05, Houston 2006-11. Pro coach: Los Angeles Chargers 2017. Joined Browns in 2018.

**Dale Jones**, strength and conditioning assistant: born Sept. 21, 1970, Warsaw, Ind. Attended Washburn. No college or pro playing experience. College coach: SMU 1997, North Texas 1997-98, Houston 2001-13, Texas A&M 2013-17, Notre Dame 2017. Pro coach: Joined Browns in 2018.

**Chris Kiffin**, defensive line: born Jan. 19, 1982, Tampa, Fla. Defensive tackle Colorado State 2000-05. No pro playing experience. College coach: Idaho 2005-06, Mississippi 2007, Nebraska 2008-09, Southern California 2010, Arkansas State 2011, Mississippi 2012-16, Florida Atlantic 2017. Pro coach: San Francisco 49ers 2018-19. Joined Browns in 2020.

**Brandon Lynch**, assistant defensive backs: born Jan. 31, 1982, Augusta, Ga. Linebacker Middle Tennessee State 2000-03. Pro defensive back Tennessee Titans 2004, Indianapolis Colts 2005-06, Saskatchewan Roughriders (CFL) 2007-09. College coach: Lenoir-Rhyne 2011-13, Northern Iowa 2013-16, East Carolina 2017-19. Pro coach: Sacramento Mountain Lions (UFL) 2011. Joined Browns in 2020.

**Evan Marcus**, strength and conditioning assistant: born Jan. 2, 1968, Union, N.J. Offensive lineman Ithaca 1986-89. No pro playing experience. College coach: Arizona State 1991-92, Rutgers 1993, Maryland 1994, Texas 1995-97, Louisville 1998-99, Virginia 2003-06, 2011-13. Pro coach: Atlanta Falcons 2007, Miami Dolphins 2008-10, Minnesota Vikings 2014-15. Joined Browns in 2016.

**T.C. McCartney**, tight ends: born April 24, 1989, Boulder, Colo. Quarterback LSU 2007-10. No pro playing experience. College coach: LSU 2011 and 2016, Colorado 2012-13. Pro coach: Cleveland Browns 2014, San Francisco 49ers 2015 and 2017-18, Denver Broncos 2019. Rejoined Browns in 2020.

**Stump Mitchell**, run game coordinator/running backs: born March 15, 1959, Kingsland, Ga. Running back The Citadel 1977-80. Pro running back St. Louis/Phoenix Cardinals 1981-89, Kansas City Chiefs 1990, Arizona Rattlers (AFL) 1993. College coach: Morgan State 1995-98 (head coach 1996-98), Southern 2010-12 (head coach). Pro coach: San Antonio Rough Riders (WFLA) 1991, Seattle Seahawks 1999-2007, Washington Redskins 2008-09, Arizona Cardinals 2013-16, New York Jets 2017. Joined Browns in 2019.

## CLEVELAND BROWNS

**Chad O'Shea**, pass game coordinator/wide receivers; born Dec. 18, 1972, Houston, Texas. Quarterback Marshall 1991-93, Houston 1994-95. No pro playing experience. College coach: Houston 1996-99, Southern Mississippi 2000-02. Pro coach: Kansas City Chiefs 2003-05, Minnesota Vikings 2006-08, New England Patriots 2009-18, Miami Dolphins 2019. Joined Browns in 2020.

**Scott Peters**, assistant offensive line; born Nov. 23, 1978, Pleasanton, Calif. Center Arizona State 1997-2000. Pro offensive lineman Philadelphia Eagles 2002, New York Giants 2003, San Francisco 49ers 2004, Carolina Panthers 2006, Arizona Cardinals 2007-09. No college coaching experience. Pro coach: Joined Browns in 2020.

**Drew Pelzing**, quarterbacks; born March 12, 1987, Rochester, N.Y. Defensive back Middlebury 2005-06. No pro playing experience. College coach: Middlebury 2007-08, Harvard 2009, Boston College 2010-11, Yale 2012. Pro coach: Minnesota Vikings 2014-19. Joined Browns in 2020.

**Mike Priefer**, special teams coordinator; born Aug. 21, 1966, Cleveland, Ohio. Quarterback/wide receiver Navy 1985-88. No pro playing experience. College coach: Navy 1994-96, Youngstown State 1997-98, Virginia Military Institute 1999, Northern Illinois 2000-01. Pro coach: Jacksonville Jaguars 2002, New York Giants 2003-05, Kansas City Chiefs 2006-08, Denver Broncos 2009-10, Minnesota Vikings 2011-18. Joined Browns in 2019.

**Kevin Rogers**, senior offensive assistant; born Sept. 7, 1951, Brooklyn, N.Y. Linebacker William & Mary 1971-73. No pro playing experience. College coach: Ohio State 1977-78, William & Mary 1980-82 and 2013-16, Navy 1983-90, Syracuse 1991-98, Notre Dame 1999-2001, Virginia Tech 2002-05, Boston College 2011, Temple 2012. Pro coach: Minnesota Vikings 2006-10. Joined Browns in 2020.

**Jason Tarver**, linebackers; born Aug. 28, 1974, Stanford, Calif. Defensive back West Valley J.C. 1994-95. No pro playing experience. College coach: West Valley J.C. 1996-97, UCLA 1998-2000, Stanford 2011, Vanderbilt 2018-19. Pro coach: San Francisco 49ers 2001-10 and 2015-17, Oakland Raiders 2012-14. Joined Browns in 2020.

**Jordan Thomas**, assistant defensive line, born Aug. 11, 1991, Redlands, Calif. Defensive line San Diego State 2010-13. No pro playing experience. College coach: Texas A&M-Kingsville 2017, San Diego State 2018-21. Pro coach: Joined Browns in 2022.

**Alex Van Pelt**, offensive coordinator; born May 1, 1970, Pittsburgh, Pa. Quarterback Pittsburgh 1989-92. Pro quarterback Buffalo Bills 1995-2003. College coach: Buffalo 2006. Pro coach: Frankfurt Galaxy (NFL Europe) 2005, Buffalo Bills 2005-09, Tampa Bay Buccaneers 2010-11, Green Bay Packers 2012-17, Cincinnati Bengals 2018-19. Joined Browns in 2020.

**Joe Woods**, defensive coordinator; born June 25, 1970, North Vandergrift, Pa. Defensive back Illinois State 1988-91. No pro playing experience. College coach: Muskingum College 1992, Eastern Michigan 1993, Northwestern State 1994, Grand Valley State 1995-96, Kent State 1997, Hofstra 1998-2000, Western Michigan 2001-03. Pro coach: Tampa Bay Buccaneers 2004-05, Minnesota Vikings 2006-13, Oakland Raiders 2014, Denver Broncos 2015-18, San Francisco 49ers 2019. Joined Browns in 2020.

### RECORD HOLDERS

#### INDIVIDUAL RECORDS—CAREER

Rushing (Yds.)	Jim Brown, 1957-65	12,312
Passing (Yds.)	Brian Sipe, 1974-83	23,713
Passing (TDs)	Brian Sipe, 1974-83	154
Receiving (No.)	Ozzie Newsome, 1978-90	662
Receiving (Yds.)	Ozzie Newsome, 1978-90	7,980
Interceptions	Thom Darden, 1972-74, 1976-81	45
Punting (Avg.)	Dave Zastudil, 2006-10	44.1
Punt Return (Avg.)	Greg Pruitt, 1973-81	11.8
Kickoff Return (Avg.)	Greg Pruitt, 1973-81	26.3
Field Goals	Phil Dawson, 1999-2012	305
Touchdowns (Tot.)	Jim Brown, 1957-65	126
Points	Lou Groza, 1950-59, 1961-67	1,349
*Sacks	Clay Matthews, 1978-93	62.0

#### INDIVIDUAL RECORDS—SINGLE SEASON

Rushing (Yds.)	Jim Brown, 1963	1,863
Passing (Yds.)	Brian Sipe, 1980	4,132
Passing (TDs)	Brian Sipe, 1980	30
Receiving (No.)	Ozzie Newsome, 1983	89
	Ozzie Newsome, 1984	89
	Kellen Winslow, 2006	89
Receiving (Yds.)	Josh Gordon, 2013	1,646
Interceptions	Thom Darden, 1978	10
	Anthony Henry, 2001	10
Punting (Avg.)	Britton Colquitt, 2017	47.6
Punt Return (Avg.)	Leroy Kelly, 1965	15.6
Kickoff Return (Avg.)	Billy Lefear, 1975	31.7
Field Goals	Phil Dawson, 2008	30
Touchdowns (Tot.)	Jim Brown, 1965	21
Points	Jim Brown, 1965	126
*Sacks	Myles Garrett, 2021	16

#### INDIVIDUAL RECORDS—SINGLE GAME

Rushing (Yds.)	Jerome Harrison, 12-20-09	286
Passing (Yds.)	Josh McCown, 10-11-15	457
Passing (TDs)	Frank Ryan, 12-12-64	5
	Bill Nelsen, 11-2-69	5
	Brian Sipe, 10-7-79	5
	Kelly Holcomb, 11-28-04	5
	Derek Anderson, 9-16-07	5
	Baker Mayfield, 10-25-20	5
Receiving (No.)	Ozzie Newsome, 10-14-84	14
	Josh Gordon, 11-24-13	14
Receiving (Yds.)	Josh Gordon, 12-1-13	261
Interceptions	Many times	3
	Last time by Anthony Henry, 11-18-01	
Field Goals	Phil Dawson, 11-5-06	6
Touchdowns (Tot.)	Dub Jones, 11-25-51	6
Points	Dub Jones, 11-25-51	36
*Sacks	Myles Garrett, 9-26-21	4.5

\*Sacks became an official statistic in 1982  
\*\*NFL Record



## CLEVELAND BROWNS

## 2022 VETERAN ROSTER

No.	Name	Pos.	Ht.	Wt.	Birthdate	NFL Exp.	College	Hometown	How Acq.	'21 Games/ Starts
75	Bitonio, Joel	G	6-4	320	10/11/91	9	Nevada	Long Beach, Calif.	D2-14	17/17
13	Bojorquez, Cody	P	6-0	217	9/13/96	5	New Mexico	Bellflower, Calif.	UFA(GB)-22	17/0*
84	Bradley, Ja'Marcus	WR	6-1	198	12/11/96	2	Louisiana-Lafayette	Ackerman, Miss.	FA-21	5/1
7	Brissett, Jacoby	OB	6-4	235	12/11/92	7	North Carolina State	Palm Beach Gardens, Fla.	UFA(Mia)-22	11/5*
99	Bryan, Taven	DT	6-5	291	3/11/96	5	Florida	Casper, Wyo.	UFA(Jac)-22	15/0*
88	Bryant, Harrison	TE	6-5	230	4/23/98	3	Florida Atlantic	Gray, Ga.	D4-20	16/3
8	Charlton, Joseph	P	6-5	190	4/7/97	3	South Carolina	Columbia, S.C.	FA-22	6/0*
24	Chubb, Nick	RB	5-11	227	12/27/95	5	Georgia	Cedartown, Ga.	D2b-18	14/14
90	Clowney, Jadeveon	DE	6-5	255	2/14/93	9	South Carolina	Rock Hill, S.C.	UFA(Ten)-21	14/14
#	Colquitt, Dustin	P	6-3	210	5/6/82	18	Tennessee	Knoxville, Tenn.	FA-21	5/1
78	Conklin, Jack	T	6-6	308	8/17/94	7	Michigan State	Plainwell, Mich.	UFA(Ten)-20	7/7
2 t-	Cooper, Amari	WR	6-1	211	6/17/94	8	Alabama	Miami, Fla.	T(Dal)-22	15/14*
92	Day, Sheldon	DT	6-1	293	7/1/94	7	Notre Dame	Indianapolis, Ind.	FA-21	7/1
22	Delpit, Grant	S	6-3	208	9/20/98	3	Louisiana State	Houston, Texas	D2-20	15/7
15	Dobbs, Joshua	QB	6-3	220	1/26/95	5	Tennessee	Alpharetta, Ga.	FA-22	0/0*
98	Dunn, Michael	G	6-5	315	8/28/94	3	Maryland	Bethesda, Md.	FA-20	14/2
66	Elliott, Jordan	DT	6-4	303	11/23/97	3	Missouri	Missouri City, Texas	D3a-20	16/3
25	Felton Jr., Demetric	RB	5-9	190	7/16/98	2	UCLA	Memphis, Tenn.	D6-21	16/2
42	Fields II, Tony	LB	6-0	222	6/18/99	2	West Virginia	Las Vegas, Nev.	D5a-21	10/1
79	Forbes, Drew	G	6-5	308	1/18/97	3	Southeast Missouri State	Bonne Terre, Mo.	D6-19	0/0
72	Froholdt, Hjalte	G	6-5	310	8/20/96	4	Arkansas	Svendborg, Denmark	FA-21	6/1
95	Garrett, Myles	DE	6-4	272	12/29/95	6	Texas A&M	Arlington, Texas	D1a-17	17/17
9	Grant Sr., Jakeem	WR	5-6	170	10/30/92	7	Texas Tech	Athens, Texas	UFA(Ch)-22	15/0*
38	Green, A.J.	CB	6-2	198	6/9/98	2	Oklahoma State	DeSoto, Texas	FA-21	12/1
62	Hance, Blake	G	6-6	310	1/11/96	2	Northwestern	Jacksonville, Ill.	FA-20	17/8
53	Harris, Nick	C	6-1	293	11/13/98	3	Washington	Inglewood, Calif.	D5-20	11/1
33	Harrison Jr., Ronnie	S	6-3	214	4/18/97	5	Alabama	Tallahassee, Fla.	T(Jac)-20	12/11
54	Harvey Jr., Willie	LB	5-11	230	1/9/96	2	Iowa State	Hastings, Fla.	FA-22	2/1
74	Hubbard, Chris	T	6-4	295	4/23/91	9	Alabama-Birmingham	Columbus, Ga.	UFA (Pit.)-18	1/1
66	Hudson III, James	T	6-5	313	5/13/99	2	Cincinnati	Toledo, Ohio	D4a-21	12/4
47	Hughlett, Charley	LS	6-4	248	5/16/90	8	Central Florida	Tampa, Fla.	FA-14	17/0
27	Hunt, Kareem	RB	5-11	216	8/6/95	6	Toledo	Willoughby, Ohio	FA-19	7/1
#	Jackson, Malik	DT	6-5	285	1/11/90	11	Tennessee	Los Angeles, Calif.	UFA(Phi)-21	16/16
30	Johnson, D'Ernest	RB	5-10	208	2/27/96	4	South Florida	Immokalee, Fla.	FA-19	17/2
43	Johnson III, John	S	6-1	208	12/19/95	6	Boston College	Hyattsville, Md.	UFA(LAR)-21	15/15
41	Kelly Jr., John	RB	5-10	208	10/4/96	3	Tennessee	Detroit, Mich.	FA-22	4/1
39	LeCounte III, Richard	S	5-11	196	9/11/98	2	Georgia	Riceboro, Ga.	D5b-21	9/1
6	Mayfield, Baker	QB	6-1	215	4/14/95	5	Oklahoma	Austin, Texas	D1a-18	14/14
#	McKinley, Takkarist	DE	6-2	260	11/2/95	6	UCLA	Oakland, Calif.	UFA(LV)-21	11/2
29	Miller, Herb	CB	6-1	201	11/11/97	2	Florida Atlantic	Miramar, Fla.	FA-22	9/1
20	Newsome II, Greg	CB	6-0	192	5/18/00	2	Northwestern	Chicago, Ill.	D1-21	12/11
85	Njoku, David	TE	6-4	246	7/10/96	6	Miami (Fla.)	Cedar Grove, N.J.	D1c-17	16/10
#	Odenigbo, Ifeadi	DE	6-3	258	4/8/94	5	Northwestern	Centerville, Ohio	FA-21	9/1
28	Owusu-Koramoah, Jeremiah	LB	6-2	221	11/4/99	2	Notre Dame	Hampton, Va.	D2-21	14/10
11	Peoples-Jones, Donovan	WR	6-2	204	2/19/99	3	Michigan	Detroit, Mich.	D6-20	14/9
50	Phillips, Jacob	LB	6-3	228	4/1/99	3	LSU	Nashville, Tenn.	D3b-20	4/1
55	Pocic, Ethan	C	6-6	320	8/5/95	6	LSU	Lemont, Ill.	UFA(Sea)-22	13/10*
10	Schwartz, Anthony	WR	6-0	186	9/5/00	2	Auburn	Pembroke Pines, Fla.	D3-21	14/1
#	Smith, Malcolm	LB	6-0	225	7/5/89	11	Southern California	Los Angeles, Calif.	FA-20	15/5
40	Stanton IV, Johnny	FB	6-2	240	9/7/94	2	Nevada-Las Vegas	Rancho Santa Margarita, Calif.	FA-22	3/1
#	Switzer, Ryan	WR	5-9	183	11/4/94	5	North Carolina	Miami, Fla.	FA-21	0/0
44	Takitaki, Sione	LB	6-1	238	6/8/95	4	Brigham Young	Fontana, Calif.	D3-19	15/7
77	Teller, Wyatt	G	6-4	315	11/21/94	5	Virginia Tech	Bealeton, Va.	T(Buf)-19	17/17
93	Togiai, Tommy	DT	6-2	296	9/19/99	2	Ohio State	Pocatello, Idaho	D4b-21	6/1
5	Walker Jr., Anthony	LB	6-1	235	8/8/95	6	Northwestern	Miami, Fla.	UFA(Ind)-21	13/12
21	Ward, Denzel	CB	5-11	190	4/28/97	5	Ohio State	Macedonia, Ohio	D1b-18	15/14
4 t-	Watson, Deshaun	QB	6-3	223	9/14/95	6	Clemson	Gainesville, Ga.	T(Hou)-22	0*
59	Weaver, Curtis	DE	6-2	265	8/3/98	2	Boise State	Long Beach, Calif.	FA-22	1/1
26	Williams, Greedy	CB	6-2	185	12/3/97	4	LSU	Shreveport, La.	D2-19	16/8
71	Wills Jr., Jedrick	T	6-4	307	5/17/99	3	Alabama	Lexington, Ky.	D1-20	13/13
16	Wims, Javon	WR	6-2	222	9/11/94	4	Georgia	Jacksonville, Fla.	FA-22	0*
69 t-	Winovich, Chase	DE	6-3	251	4/19/95	4	Michigan	Jefferson Hills, Pa.	T(NE)-22	13/0*

## CLEVELAND BROWNS

\* Bojorquez played 17 games with Green Bay; Brissett played 11 games with Miami; Bryan played 15 games with Jacksonville; Charlton played five games with Carolina and one with Jacksonville; Cooper played 15 games with Dallas; Dobbs missed '21 season because of injury; Grant played four games with Miami and 11 with Chicago; Povic played 13 games with Seattle; Watson last active with Houston in '20; Wims active with Las Vegas but did not play; Winovich played 13 games with New England.

t - Cleveland traded for Cooper (DAL), Watson (HOU) and Winovich (NE).

# - Unrestricted free agent; subject to developments.

Players lost through unrestricted free agency (five): WR Rashard Higgins (CAR; 15 games in '21), TE Austin Hooper (TEN; 16), FB Andy Janovich (HOU; 13), LB Elijah Lee (KC; 15), S M.J. Stewart (HOU; 13).

Also played with Browns in '21—WR Odell Beckham Jr. (six), DT Andrew Billings (six), DL Josiah Bronson (one), WR Lawrence Cager (one), S Adrian Colbert (three), TE Jordan Franks (one), P Jamie Gillan (12), CB Tim Harris (one), DE Joe Jackson (12), QB Case Keenum (seven), S Jovante Moffatt (five), QB Nick Mullens (one), K Chris Naggar (one), WR JoJo Natson (three).

### FIRST-YEAR ROSTER

Name	Pos.	Ht.	Wt.	Birthdate	College	Hometown	How Acq.
Bell, D'Anthony	S	6-1	211	10/17/96	West Florida	Covington, Ga.	FA
Bell, David	WR	6-1	212	12/14/00	Purdue	Indianapolis, Ind.	D3c
Deaton, Dawson	G	6-1	306	5/6/99	Texas Tech	Frisco, Texas	D7b
Emerson Jr., Martin	CB	6-2	201	9/27/00	Mississippi State	Pensacola, Fla.	D3a
Faulk, Junior	CB	6-0	210	10/13/98	Delta State	Jayess, Miss.	FA
Ford, Jerome	RB	5-10	210	9/12/99	Cincinnati	Tampa, Fla.	D5
Forristall, Miller (1)	TE	6-5	245	3/11/98	Alabama	Cartersville, Ga.	FA-21
Griffin-Stewart, Nakia (1)	TE	6-5	252	11/12/96	Pittsburgh	Tenafly, N.J.	FA
Jolly, Shaun	CB	5-9	180	10/17/98	Appalachian State	Stone Mountain, Ga.	FA
Kelly, Silas	LB	6-4	229	3/19/98	Coastal Carolina	Mount Airy, Md.	FA
Hoffman, Brock	C	6-4	302	7/2/99	Virginia Tech	Statesville, N.C.	FA
Logan, Glen	DT	6-3	298	3/26/98	Louisiana State	Kenner, La.	FA
Meadors, Nate (1)	S	5-11	189	2/13/97	UCLA	San Bernardino, Calif.	FA
Moore Jr., David (1)	G	6-2	320	5/12/98	Grambling State	Little Rock, Ark.	FA
Nkansah, Elijah (1)	T	6-1	328	12/28/94	Toledo	Muncie, Ind.	FA
Perry II, Roderick	DT	6-1	304	12/3/97	Illinois	Raleigh, N.C.	FA
Santos-Silva, Marcus	TE	6-6	261	6/7/97	Texas Tech	Taunton, Mass.	FA
Taylor, Alex (1)	T	6-8	301	4/29/97	South Carolina State	Moncks Corner, S.C.	FA
Thomas, Isaiah	DE	6-5	266	12/3/98	Oklahoma	Tulsa, Okla.	D7a
Weston, Isaiah	WR	6-4	214	10/25/97	Northern Iowa	Albertville, Minn.	FA
Winfrey, Perrion	DT	6-4	290	8/15/00	Oklahoma	Maywood, Ill.	D4a
Woods II, Michael	WR	6-1	204	3/19/00	Oklahoma	Magnolia, Texas	D6
Wright, Alex	DE	6-5	267	9/5/00	Alabama-Birmingham	Elba, Ala.	D3b
York, Cade	K	6-1	206	1/27/01	LSU	McKinney, Texas	D4b

The term **NFL Rookie** is defined as a player who is in his first season of professional football and has not been on the roster of another professional football team for any regular-season or postseason games. A **Rookie** is designated by an "R" on NFL rosters. Players who have been active in another professional football league or players who have NFL experience, including either preseason training camp or being on an Active List or Inactive List, or on Reserve/Injured or Reserve/Physically Unable to Perform for fewer than six regular-season games, are termed **NFL First-Year Players**. An **NFL First-Year Player** is designated by a "1" on NFL rosters. Thereafter, a player is credited with an additional year of experience for each season in which he accumulates six games on the Active List or Inactive List, or on Reserve/Injured or Reserve/Physically Unable to Perform.

Log on to [www.clevelandbrowns.com](http://www.clevelandbrowns.com) for an up-to-date roster.

## DENVER BRONCOS



American Football Conference  
West Division

**13655 Broncos Parkway**  
**Englewood, CO 80112**  
**Telephone: (303) 649-9000**

**Team Colors:** Orange, Broncos Navy Blue  
and White

### 2022 SCHEDULE

#### PRESEASON

Aug. 13 **Dallas**.....7:00 PM  
Aug. 20 **at Buffalo**.....11:00 AM  
Aug. 27 **Minnesota**.....7:00 PM

#### REGULAR SEASON

Sept. 12 **at Seattle (Mon)**.....6:15 PM  
Sept. 18 **Houston**.....2:25 PM  
Sept. 25 **San Francisco**.....6:20 PM  
Oct. 2 **at Las Vegas**.....2:25 PM  
Oct. 6 **Indianapolis (Thu)**.....6:15 PM  
Oct. 17 **at L.A. Chargers (Mon)**...6:15 PM  
Oct. 23 **N.Y. Jets**.....2:05 PM  
Oct. 30 **vs Jacksonville (London)**...7:30 AM  
BYE  
Nov. 13 **at Tennessee**.....11:00 AM  
Nov. 20 **Las Vegas**.....2:05 PM  
Nov. 27 **at Carolina**.....11:00 AM  
Dec. 4 **at Baltimore**.....11:00 AM  
Dec. 11 **Kansas City**.....6:20 PM  
Dec. 18 **Arizona**.....2:05 PM  
Dec. 25 **at L.A. Rams**.....2:30 PM  
Jan. 1 **at Kansas City**.....11:00 AM  
Jan. 7/8 **L.A. Chargers**.....TBD

*\*All times MT: Sunday night games in  
Weeks 5-15 and 17 subject to change*

**Stadium:** Empower Field at Mile High  
1701 Bryant Street  
Denver, CO 80204

**Opened:** 2001  
**Capacity:** 76,125  
**Playing Surface:** Kentucky Blue Grass

#### Training Camp:

UCHealth Training Center  
13655 Broncos Parkway  
Englewood, CO 80112

#### CLUB OFFICIALS

Owner: Pat Bowlen Trust  
President and CEO: Joe Ellis  
General Manager: George Paton  
Head Coach: Nathaniel Hackett

#### FOOTBALL STAFF

Executive Director of Football Operations/  
Special Advisor to GM: Kelly Kleine  
Assistant General Manager:  
Darren Mougey  
Director of Pro Personnel: A.J. Durso  
Director of College Scouting: Brian Stark  
Head Athletic Trainer: Vince Garcia

#### BUSINESS STAFF

General Counsel: Rich Slivka  
Chief Commercial Officer: Mac Freeman  
Chief Communications Officer:  
Patrick Smyth  
Chief Financial Officer: Justin Webster  
Stadium General Manager: Jay Roberts

#### COACHING HISTORY (511-453-10)

*Records include postseason games*

1960-61	Frank Filchock	7-20-1
1962-64	Jack Faulkner	9-22-1
1964-66	Mac Speedie**	6-19-1
1966	Ray Malavasi	4-8-0
1967-71	Lou Saban***	20-42-3
1971	Jerry Smith	2-3-0
1972-76	John Ralston	34-33-3
1977-80	Robert (Red) Miller	42-25-0
1981-92	Dan Reeves	117-79-1
1993-94	Wade Phillips	16-17-0
1995-2008	Mike Shanahan	146-91-0
2009-10	Josh McDaniels****	11-17-0
2010	Eric Studesville	1-3-0
2011-14	John Fox	49-22-0
2015-16	Gary Kubiak	24-11-0
2017-18	Vance Joseph	11-21-0
2019-21	Vic Fangio	12-20-0
2022-	Nathaniel Hackett	0-0-0

\*\*Released after four games in 1964  
\*\*Resigned after two games in 1966  
\*\*\*Resigned after nine games in 1971  
\*\*\*\*Released after 12 games in 2010

#### PAID ATTENDANCE, 2021

Home 659,985                      Away 535,118  
Total 1,195,103  
Single-game home record,  
77,160 (11/9/09)  
Single-season home record,  
659,985 (2021)

#### 2022 DRAFT CHOICES

Rd	Name	Pos	College
2	Nik Bonitto	LB	Oklahoma
3	Greg Dulcich	TE	UCLA
4	Damarri Mathis	DB	Pittsburgh
4	Eyioma Uwazurike	DE	Iowa St.
5	Delarrin Turner-Yell	DB	Oklahoma
5	Montrell Washington	WR	Samford
5	Luke Wattenberg	C	Washington
6	Matt Henningsen	DE	Wisconsin
7	Faion Hicks	DB	Wisconsin

# DENVER BRONCOS

## 2021 TEAM RECORD

### REGULAR SEASON (7-10)

Date	Opponent	Result
Sept. 12	at N.Y. Giants	W 27-13
Sept. 19	at Jacksonville	W 23-13
Sept. 26	N.Y. JETS	W 26-0
Oct. 3	BALTIMORE	L 7-23
Oct. 10	at Pittsburgh	L 19-27
Oct. 17	LAS VEGAS	L 24-34
Oct. 21	at Cleveland	L 14-17
Oct. 31	WASHINGTON	W 17-10
Nov. 7	at Dallas	W 30-16
Nov. 14	PHILADELPHIA	L 13-30
Nov. 28	L.A. CHARGERS	W 28-13
Dec. 5	at Kansas City	L 9-22
Dec. 12	DETROIT	W 38-10
Dec. 19	CINCINNATI	L 10-15
Dec. 26	at Las Vegas	L 13-17
Jan. 2	at L.A. Chargers	L 13-34
Jan. 8	KANSAS CITY	L 24-28

### SCORE BY PERIODS

Team	54	106	64	111	0	—	335
Opponents	71	94	71	86	0	—	322

### 2021 TEAM STATISTICS

	Team	Opp.
Total First Downs	331	312
Rushing	124	99
Passing	179	192
Penalty	28	21
3rd Down: Made/Att	82/213	101/225
3rd Down Pct.	38.5	44.9
4th Down: Made/Att	16/28	11/26
4th Down Pct.	57.1	42.3
Possession Avg.	30:48	29:12
Total Net Yards	5618	5544
Avg. Per Game	330.5	326.1
Total Plays	1036	1039
Avg. Per Play	5.4	5.3
Net Yards Rushing	2025	1892
Avg. Per Game	119.1	111.3
Total Rushes	455	441
Net Yards Passing	3593	3652
Avg. Per Game	211.4	214.8
Sacked/Yards Lost	40/263	36/249
Gross Yards	3856	3901
Att./Completions	541/354	562/341
Completion Pct.	65.4	60.7
Had Intercepted	9	13
Punts/Average	67/46.0	60/50.4
Net Punting Avg.	67/42.8	60/43.9
Penalties/Yards	83/711	104/922
Fumbles/Ball Lost	12/9	12/6
Touchdowns	37	36
Rushing	16	9
Passing	20	22
Returns	1	5

## 2021 INDIVIDUAL STATISTICS

PASSING	Att	Cmp	Yds	Cmp%	Yds/Att	TD	Int	Int%	LG	Sk/Lost	Rtng	
Bridgewater	426	285	3052	66.9	7.16	18	4.2	7	1.6	64	31/211	94.9
Lock	111	67	787	60.4	7.09	2	1.8	2	1.8	44	9/52	80.4
Rypien	2	0	0	0.0	0.00	0	0.0	0	0.0	---	0/0	39.6
Hinton	1	1	1	100.0	1.00	0	0.0	0	0.0	1	0/0	79.2
Sutton	1	1	16	100.0	16.00	0	0.0	0	0.0	16	0/0	118.8
Team	541	354	3856	65.4	7.13	20	3.7	9	1.7	64	40/263	91.7
Opponents	562	341	3901	60.7	6.94	22	3.9	13	2.3	59	36/249	85.0

### TD TD TD

SCORING	Tot	Ru	Rec	Rt	PAT	FG	Saf	Pts
McManus	0	0	0	0	33/34	26/31	0	111
M.Gordon	10	8	2	0	0	0	60	
J.Williams	7	4	3	0	0	0	42	
T.Patrick	5	0	5	0	0	0	30	
Fant	4	0	4	0	0	0	24	
Sutton	2	0	2	0	0	0	14	
Bridgewater	2	2	0	0	0	0	12	
Lock	2	2	0	0	0	0	12	
Okwuegbunam	2	0	2	0	0	0	12	
Hinton	1	0	1	0	0	0	6	
Saubert	1	0	1	0	0	0	6	
Surtain II	1	0	0	1	0	0	6	
Team	37	16	20	1	33/34	26/31	0	335
Opponents	36	9	22	5	28/29	24/31	0	322

2-Pt Conv: Sutton. Team 1-3. Opponents 3-6.

### RUSHING

	No.	Yds	Avg	LG	TD
M.Gordon	203	918	4.5	70t	8
J.Williams	203	903	4.4	49	4
Bridgewater	30	106	3.5	13	2
Lock	10	53	5.3	23t	2
Boone	4	35	8.8	16	0
Crockett	3	7	2.3	6	0
Judy	2	3	1.5	3	0
Team	455	2025	4.5	70t	16
Opponents	441	1892	4.3	35	9

### RECEIVING

	No.	Yds	Avg	LG	TD
Fant	68	670	9.9	35	4
Sutton	58	776	13.4	55	2
T.Patrick	53	734	13.8	44t	5
J.Williams	43	316	7.3	42	3
Judy	38	467	12.3	40	0
Okwuegbunam	33	330	10.0	64	2
M.Gordon	28	213	7.6	30	2
Hinton	15	175	11.7	40	1
Saubert	8	47	5.9	11	1
Hamler	5	74	14.8	28	0
Boone	2	22	11.0	19	0
S.Williams	1	34	34.0	34	0
Lock	1	1	1.0	1	0
D.Spencer	1	-3	-3.0	-3	0
Team	354	3856	10.9	64	20
Opponents	341	3901	11.4	59	22

### INTERCEPTIONS

	No.	Yds	Avg	LG	TD
Simmons	5	76	15.2	35	0
Surtain II	4	70	17.5	70t	1
Sterns	2	47	23.5	46	0
Chubb	1	21	21.0	21	0
Jackson	1	7	7.0	7	0
Team	13	221	17.0	70t	1
Opponents	9	134	14.9	75t	1

### PUNTING

	No.	Yds	Avg	Net B	In20	LG	B
Martin	67	3083	46.0	42.8	3	28	68
Team	67	3083	46.0	42.8	3	28	68
Opponents	60	3021	50.4	43.9	8	20	71

### PUNT RETURNS

	Ret	FC	Yds	Avg	LG	TD
D.Spencer	26	12	206	7.9	25	0
Hinton	2	2	24	12.0	15	0
Team	28	14	230	8.2	25	0
Opponents	24	24	154	6.4	42	0

### KICKOFF RETURNS

	No.	Yds	Avg	LG	TD
D.Spencer	17	291	17.1	26	0
A.Patrick	1	0	0.0	0	0
Team	18	291	16.2	26	0
Opponents	14	551	39.4	102t	2

### FIELD GOALS

	1-19	20-29	30-39	40-49	50+
McManus	0/0	7/8	6/6	8/8	5/9
Team	0/0	7/8	6/6	8/8	5/9
Opponents	1/1	5/5	4/4	6/11	8/10

### SACKS

	No.
S.Harris	6.0
D.Jones	5.5
Reed	5.0
Miller	4.5
Cooper	2.5
Weatherly	2.5
A.Johnson	2.0
Sterns	2.0
Agim	1.5
Simmons	1.5
Callahan	1.0
Jackson	1.0
D.Williams	1.0
Team	36.0
Opponents	40.0

## DENVER BRONCOS

## 2022 COACHING STAFF

**Nathaniel Hackett, Head Coach**

**Pro Career:** Nathaniel Hackett enters his first season with the Denver Broncos after being named the 18th head coach in franchise history on Jan. 28, 2022. A 20-year coaching veteran with 13 seasons of NFL experience, Hackett has been an offensive coordinator in eight of the last nine years at the NFL level. He most recently served as Green Bay's offensive coordinator for the past three seasons (2019-21) after leading the offenses for Jacksonville (2016-18) and Buffalo (2013-14). Since 2017, Hackett has helped two organizations reach the postseason a total of four times, including three conference championship game appearances (2018, '20-21). During that span, he directed two Top-5 scoring offenses (Jacksonville, 26.1 points per game, fifth in 2017, and Green Bay, 31.8 points per game, first in 2020). During Hackett's three seasons as Green Bay's offensive coordinator, the Packers ranked fifth in the NFL in scoring (27.2 points per game) while committing the fewest turnovers (37, 0.75 per game) in the league. Career record: 0-0.

**Background:** Attended California-Davis and coached collegiately at Stanford (2003-05) and Syracuse (2010-12). No pro playing experience.

**Personal:** Born on Dec. 19, 1979, in Fullerton, Calif. Hackett and his wife, Megan, have two sons, Harrison and London, and two daughters, Briar and Everly.

## ASSISTANT COACHES

**Ola Adams,** assistant defensive backs; born June 3, 1986. Safety Concord 2004-07. No pro playing experience. College coach: Concord 2008, Cortland State 2009 and 2011-13, Glenville State 2010, Columbia 2014, Villanova 2015-21. Pro coach: Joined Broncos in 2022.

**Zach Azzanni,** wide receivers; born Aug. 10, 1976. Wide receiver Central Michigan 1994-98. No pro playing experience. College coach: Valparaiso 1999-2000, Bowling Green 2001-06, Central Michigan 2007-09, Florida 2010, Kentucky 2011, Wisconsin 2012, Tennessee 2013-16. Pro coach: Chicago Bears 2017. Joined Broncos in 2018.

**Butch Barry,** offensive line; born March 20, 1978. College: offensive line Central Michigan 1996-2000. College coach: Central Michigan University 2002-03, '10-14, Southwest Minnesota State 2004-05, Michigan Techn University 2006-08, North Greenville University 2009, Miami 2019. Pro coach: Tampa Bay Buccaneers 2015-18, Green Bay Packers 2020, San Francisco 49ers 2021. Joined Broncos in 2022.

**Dom Capers,** senior defensive assistant; born Aug. 7, 1950. Safety/linebacker Mount Union 1968-71. No pro playing experience. College coach: Kent State 1972-74, Washington 1975, Hawaii 1975-76, San Jose State 1977, California 1978-79, Tennessee 1980-81, Ohio State 1982-83. Pro coach: Philadelphia/Baltimore Stars (USFL) 1984-

85, New Orleans Saints 1986-91, Pittsburgh Steelers 1992-94, Carolina Panthers 1995-98 (head coach), Jacksonville Jaguars 1999-2000 and 2019, Houston Texans 2002-05 (head coach), Miami Dolphins 2006-07, New England Patriots 2008, Green Bay Packers 2009-17, Minnesota Vikings 2020, Detroit Lions 2021. Joined Broncos in 2022.

**A.C. Carter,** defensive quality control; born June 21, 1993. Defensive lineman Nicholls State 2011-14. No pro playing experience. High school coach: Riverdale H.S., Sophie B. Wright H.S. College coach: Eastern Illinois 2017-18, Hampton 2019, Kansas 2020-21. Pro coach: Joined Broncos in 2022.

**Ramon Chinyoung,** offensive quality control; born Feb. 25, 1988. Offensive lineman Southern 2007-10. High school coach: Westfield H.S. 2012-19, Fort Bend Willowridge H.S. 2020-21. Joined Broncos in 2022.

**Marcus Dixon,** defensive line; born Sept. 16, 1984. Defensive end Hampton 2004-07. Pro defensive end New York Jets 2010-12. College coach: Hampton 2017-19. Pro coach: Los Angeles Rams 2020-21. Joined Broncos in 2022.

**Ejro Evero,** defensive coordinator; born Jan. 6, 1981. Safety California 1999-2000 and 2002-03. No pro playing experience. College coach: UC Davis 2005-06, Redlands 2010. Pro coach: Tampa Bay Buccaneers 2007-09, San Francisco 49ers 2011-15, Green Bay Packers 2016, Los Angeles Rams 2017-20. Joined Broncos in 2022.

**Zach Grossi,** offensive quality control; born Sept. 25, 1989. Quarterback Concord 2009-12. No pro playing experience. College coach: Concord 2013, Hampton 2019, Southern 2020-21. Pro coach: Tampa Bay Buccaneers 2014-18. Joined Broncos in 2022.

**Richard Guarascio,** assistant strength and conditioning; born Nov. 25, 1994. Offensive lineman Sioux Falls. No pro playing experience. College coach: Northwestern State 2013-14, LSU 2015, Sioux Falls 2016, South Carolina 2016, Colorado 2017, Washington State 2017-21. Pro coach: Chicago Bears 2019. Joined Broncos in 2022.

**Derek Haithcock,** assistant to the head coach. Attended North Carolina-Greensboro. No college or pro playing experience. College coach: California 2019-21. Pro coach: Oakland Raiders 2008-18. Joined Broncos in 2022.

**Peter Hansen,** linebackers; born May 30, 1979. Played at Arizona 1998-2001. No pro playing experience. College coach: Stanford 2008-10 and 2014-19, Nevada-Las Vegas 2020-21. Pro coach: San Francisco 49ers 2011-13. Joined Broncos in 2022.

**Korey Jones,** assistant strength and conditioning; born April 4, 1989. Linebacker Garden City (Kan.) C.C. 2009-10, Wyoming 2011-12. Pro linebacker Arizona Cardinals 2013, British Columbia Lions (CFL) 2013-14, Green Bay Packers 2014, Florida Blacktips (FXFL) 2014, Edmonton Eskimos (CFL) 2015 and 2017-19, Saskatchewan Roughriders (CFL) 2016, Winnipeg Blue Bombers (CFL) 2019. Pro coach: Joined Broncos in 2020.

**Mateo Kambui,** Marlin Briscoe Coaching Fellowship; born Nov. 29, 1992. Center Butler C.C. 2012-13, Florida A&M 2014-15. No pro playing experience. College coach: Georgia Southern 2020. Pro coach: Joined Broncos in 2021.

**Bill Kollar,** defensive/special projects; born Nov. 27, 1952. Defensive end Montana State 1971-73. Pro defensive end Cincinnati Bengals 1974-76, Tampa Bay Buccaneers 1977-81. College coach: Illinois 1985-87, Purdue 1988-89. Pro coach: Tampa Bay Buccaneers 1984, Atlanta Falcons 1990-2000, St. Louis Rams 2001-05, Buffalo Bills 2006-08, Houston Texans 2009-14. Joined Broncos in 2015.

**Klint Kubiak,** passing game coordinator & quarterbacks; born Feb. 17, 1987, Houston Texas. Safety Colorado State 2005-09. No pro playing experience. College coach: Texas A&M 2010-12, Kansas 2015. Pro coach: Minnesota Vikings 2013-14 and 2019-21, Denver Broncos 2016-18. Rejoined Broncos in 2022.

**Loren Landow,** head strength and conditioning; Attended Northern Colorado. No college or pro playing experience. No college coaching experience. Pro coach: Joined Broncos in 2018.

**Mike Mallory,** assistant special teams; born Nov. 16, 1962. Linebacker Michigan. No pro playing experience. College coach: Indiana 1986-87, Kent State 1988-90, Eastern Illinois 1991-92, Rhode Island 1993-95, Northern Illinois 1996-99, Maryland 2000, Illinois 2001-05, Kansas 2006, Louisville 2007. Pro coach: New Orleans Saints 2008-12, Jacksonville Jaguars 2013-20. Joined Broncos in 2022.

**Jake Moreland,** tight ends; born Jan. 18, 1977. Tight end Western Michigan 1996-99. Pro tight end New York Jets 2000, Cleveland Browns 2001. College coach: Elmhurst 2003, St. Joseph's 2004, Western Michigan 2005-11 and 2017-20, Air Force 2012-14 and 2016, Syracuse 2015. Pro coach: New York Jets 2021. Joined Broncos in 2022.

**Pierre Ngo,** assistant strength and conditioning. Linebacker Oklahoma 2006. No pro playing experience. College coach: Arizona State 2007, Nevada-Las Vegas 2008-09, UCLA 2014. Pro coach: New York Jets 2012-13, Chicago Bears 2015-20. Joined Broncos in 2021.

## DENVER BRONCOS

**Justin Outten**, offensive coordinator; born Oct. 26, 1983. Center Syracuse 2003-06. No pro playing experience. High school coach: Westfield H.S. 2008-15. College coach: Syracuse 2007. Pro coach: Atlanta Falcons 2016-18, Green Bay Packers 2019-21. Joined Broncos in 2022.

**Christian Parker**, defensive backs; born Dec. 23, 1991. Wide receiver Richmond 2009-12. No pro playing experience. College coach: Virginia State 2013-14, Norfolk State 2015-16, William & Mary 2017, Notre Dame 2017, Texas A&M 2018. Pro coach: Green Bay Packers 2019-20. Joined Broncos in 2021.

**Ben Steele**, assistant offensive line; born May 27, 1978. Tight end Fort Lewis 1997-98, Mesa State 1999-2000. Pro tight end Green Bay Packers 2004-05. College coach: Mesa State 2008, Colorado 2009-10, California 2011-12, California-Davis 2013. Pro coach: Tampa Bay Buccaneers 2014-18, Atlanta Falcons 2019-20, Minnesota Vikings 2021. Joined Broncos in 2022.

**Dwayne Stukes**, special teams; born Jan. 24, 1977. College defensive back Virginia 1997-99. Pro defensive back Berlin Thunder (NFLE) 2001-02, Colorado Crush (AFL) 2004. Pro coach: Tampa Bay Buccaneers 2006-11, Dallas Cowboys 2012, Chicago Bears 2013-14, New York Giants 2016-17, Jacksonville Jaguars 2019-20, Los Angeles Rams 2021. Joined Broncos in 2022.

**DeAndre Thompson**, diversity coaching fellow-ship; born Nov. 16, 1989. Defensive back Texas A&M 2009-11, Memphis 2012. No pro playing experience. College coach: Missouri 2015, Texas A&M 2016-18, Campbell 2019-20, Buffalo 2021. Pro coach: Joined Broncos in 2022.

**John Vieira**, instructional designer; born Oct. 30, 1980. Joined Broncos in 2022.

**Bert Watts**, outside linebackers; born Aug. 31, 1979. Defensive back California 2000-01. No pro playing experience. High school coach: Bartram Trial H.S. 2008, Bishop Kenny H.S. 2009. College coach: California 2004-05, Colorado 2010-11, California-Davis 2013-16, Fresno State 2017-19, Memphis 2020-21. Pro coach: Raiffeisen Vikings (Austrian Football League) 2007, Denver Broncos 2012. Rejoined Broncos in 2022.

**Tyrone Wheatley**, running backs; born Jan. 28, 1972. Running back Michigan 1991-94. Pro running back New York Giants 1995-98, Oakland Raiders 1999-2004. High school coach: Robichaud H.S. 2007. College coach: Ohio Northern 2008, Eastern Michigan 2009, Syracuse 2010-12, Michigan 2015-16, Morgan State 2019-21. Pro coach: Buffalo Bills 2013-14, Jacksonville Jaguars 2017-18. Joined Broncos in 2022.

### RECORD HOLDERS

#### INDIVIDUAL RECORDS—CAREER

Rushing (Yds.)	Terrell Davis, 1995-2002	7,607
Passing (Yds.)	John Elway, 1983-98	51,475
Passing (TDs)	John Elway, 1983-98	300
Receiving (No.)	Rod Smith, 1995-2007	849
Receiving (Yds.)	Rod Smith, 1995-2007	11,389
Interceptions	Steve Foley, 1976-86	44
Punting (Avg.)	Sam Martin, 2020-21	46.4
Punt Return (Avg.)	Darrien Gordon, 1997-98	12.5
Kickoff Return (Avg.)	Trindon Holliday, 2012-13	29.1
Field Goals	Jason Elam, 1993-2007	395
Touchdowns (Tot.)	Rod Smith, 1995-2007	71
Points	Jason Elam, 1993-2007	1,786
*Sacks	Von Miller, 2011-21	110.5

#### INDIVIDUAL RECORDS—SINGLE SEASON

Rushing (Yds.)	Terrell Davis, 1998	2,008
Passing (Yds.)	Peyton Manning, 2013	5,477
Passing (TDs)	Peyton Manning, 2013	55
Receiving (No.)	Rod Smith, 2001	113
Receiving (Yds.)	Demaryius Thomas, 2014	1,619
Interceptions	Goose Gonsoulin, 1960	11
Punting (Avg.)	Britton Colquitt, 2011	47.4
Punt Return (Avg.)	Floyd Little, 1967	16.9
Kickoff Return (Avg.)	Omar Bolden, 2014	33.0
Field Goals	Jason Elam, 1995, 2001	31
Touchdowns (Tot.)	Terrell Davis, 1998	23
Points	Matt Prater, 2013	150
*Sacks	Von Miller, 2012	18.5

#### INDIVIDUAL RECORDS—SINGLE GAME

Rushing (Yds.)	Mike Anderson, 12-3-00	251
Passing (Yds.)	Jake Plummer, 10-31-04	499
Passing (TDs)	Peyton Manning, 9-5-13	7
Receiving (No.)	Brandon Marshall, 12-13-09	21
Receiving (Yds.)	Shannon Sharpe, 10-20-02	214
Interceptions	Goose Gonsoulin, 9-18-60	4
	Willie Brown, 11-15-64	4
	Deltha O'Neal, 10-7-01	4
Field Goals	Brandon McManus, 10-18-20	6
Touchdowns (Tot.)	Clinton Portis, 12-7-03	5
Points	Clinton Portis, 12-7-03	30
*Sacks	Karl Mecklenburg, 9-15-85, 12-1-85	4.0
	Simon Fletcher, 11-4-90	4.0
	Elvis Dumervil, 9-20-09	4.0

*\*Sacks became an official statistic in 1982  
\*NFL Record*

## DENVER BRONCOS

## 2022 VETERAN ROSTER

No.	Name	Pos.	Ht.	Wt.	Birthdate	NFL Exp.	College	Hometown	How Acq.	'21 Games/ Starts
95	Agim, McTelvin	DL	6-3	300	9/25/1997	3	Arkansas	Texarkana, Texas	D3c-20	7/0
76	Anderson, Calvin	T	6-5	300	3/25/1996	4	Texas	Philadelphia, Pa.	FA-19	11/3
38	Austin, Bless	CB	6-1	198	7/19/1996	4	Rutgers	Queens, N.Y.	FA-22	11/1*
75	Bailey, Quinn	T	6-6	323	10/18/1995	4	Arizona State	Gilbert, Ariz.	FA-19	4/0
34	Bassey, Essang	CB	5-10	190	9/12/1998	3	Wake Forest	Columbus, Ga.	FA-20	2/0
83	Beck, Andrew	FB/TE	6-3	255	5/15/1996	4	Texas	Tampa, Fla.	W-19	12/0
46	Bobenmoyer, Jacob	LS	6-2	235	5/28/1997	3	Northern Colorado	Cheyenne, Wyo.	FA-20	17/0
72	Bolles, Garrett	T	6-5	300	5/27/1992	6	Utah	Walnut Creek, Calif.	D1-17	14/14
26	Boone, Mike	RB	5-10	206	7/30/1995	5	Cincinnati	Macclenny, Fla.	UFA-21	8/0
64	Braden, Ben	G	6-6	329	3/9/1994	5	Michigan	Rockford, Mich.	FA-22	9/0*
56	Browning, Baron	LB	6-3	240	2/19/1999	2	Ohio State	Fort Worth, Texas	D3b-21	14/9
55	Chubb, Bradley	OLB	6-4	275	6/24/1996	5	North Carolina State	Marietta, Ga.	D1-18	7/7
16	Cleveland, Tyrie	WR	6-2	205	9/20/1997	3	Florida	Houston, Texas	D7a-20	7/0
69	Compton, Tom	OL	6-6	315	5/10/1989	10	South Dakota	Rosemount, Minn.	UFA-22	17/7*
53	Cooper, Jonathon	OLB	6-4	257	1/8/1998	2	Ohio State	Gahanna, Ohio	D7b-21	16/5
28	Crockett, Damarea	RB	5-11	225	12/22/1997	2	Missouri	Little Rock, Ark.	FA-20	12/0
79	Cushenberry III, Lloyd	C	6-4	315	11/22/1997	3	LSU	Geismar, La.	D3b-20	16/16
23	Darby, Ronald	CB	5-11	193	1/2/1994	8	Florida State	Oxon Hill, Md.	UFA-21	11/11
15	Fulgham, Travis	WR	6-2	215	9/13/1995	4	Old Dominion	Alexandria, Va.	FA-21	1/0
61	Glasgow, Graham	G	6-6	310	8/19/1992	7	Michigan	Aurora, Ill.	UFA-20	7/7
25	Gordon III, Melvin	RB	6-1	215	4/13/1993	8	Wisconsin	Kenosha, Wisc.	UFA-22	16/16
5	Gregory, Randy	OLB	6-5	242	11/23/1992	6	Nebraska	Jacksonville, Fla.	UFA-22	12/11*
50	Griffith, Jonas	ILB	6-4	250	1/27/1997	2	Indiana State	Louisville, Ky.	T-21	13/4
1	Hamler, KJ	WR	5-9	178	7/8/1999	3	Penn State	Pontiac, Mich.	D2-20	3/2
92	Harris, Jonathan	DL	6-5	295	8/4/1996	3	Lindenwood	Aurora, Ill.	W-19	3/0
9	Hinton, Kendall	WR	6-0	195	2/19/1997	3	Wake Forest	Durham, N.C.	FA-20	16/1
22	Jackson, Jackson	S	5-10	183	4/10/1988	13	Alabama	Macon, Ga.	UFA-22	15/15
10	Judy, Jerry	WR	6-1	193	4/24/1999	3	Alabama	Deerfield Beach, Fla.	D1-20	10/5
47	Jewell, Josey	ILB	6-2	236	12/25/1994	5	Iowa	Decorah, Iowa	D4a-18	2/2
41	Johnson, Jamar	S	6-1	197	11/22/1999	2	Indiana	Sarasota, Fla.	D5b-21	3/0
11	Johnson, Josh	QB	6-2	201	5/15/1986	13	San Diego	Oakland, Calif.	UFA-22	4/1*
97	Jones, D.J.	DT	6-0	305	1/19/1995	6	Mississippi	Greenville, S.C.	UFA-22	17/17*
93	Jones, Dre'Mont	DE	6-3	281	1/5/1997	4	Ohio State	Cleveland, Ohio	D3-19	16/7
37	Locke, P.J.	S	5-10	202	2/12/1997	3	Texas	Beaumont, Texas	FA-19	16/0
6	Martin, Sam	P	6-1	211	2/27/1990	10	Appalachian State	Fayetteville, Ga.	UFA-20	17/0
8	McManus, Brandon	K	6-3	201	7/25/1991	9	Temple	Lansdale, Pa.	FA-14	17/0
77	Meinerz, Quinn	G/C	6-3	320	11/15/1998	2	Wisconsin-Whitewater	Hartford, Wis.	D3a-21	15/9
52	Muti, Netane	G	6-3	315	3/27/1999	3	Fresno State	Wahiawa, Hawaii	D6-20	15/3
13	Ojemudia, Michael	CB	6-1	200	9/12/1997	3	Iowa	Farmington Hills, Mich.	D3a-20	2/1
85	Okwuegbunam, Albert	TE	6-5	258	4/25/1998	3	Missouri	Springfield, Ill.	D4-20	14/6
94	Patrick, Aaron	OLB	6-4	245	12/21/1996	2	Eastern Kentucky	Dayton, Ohio	FA-21	12/1
81	Patrick, Tim	WR	6-4	212	11/23/1993	5	Utah	San Diego, Calif.	FA-17	16/16
98	Purcell, Mike	DL	6-3	328	4/20/1991	7	Wyoming	Highlands Ranch, Colo.	FA-19	13/10
84	Quinn, Trey	WR	6-0	200	12/7/1995	4	Southern Methodist	Lake Charles, La.	FA-22	0/0*
20	Reed, J.R.	S	6-1	194	3/11/1996	3	Georgia	Frisco, Texas	UFA-22	9/0*
59	Reed, Malik	OLB	6-2	235	8/5/1996	4	Nevada	Dothan, Ala.	FA-19	14/13
66	Risner, Dalton	G	6-5	312	7/13/1995	4	Kansas State	Wiggins, Colo.	D2a-19	15/15
4	Rypien, Brett	QB	6-2	202	7/9/1996	4	Boise State	Spokane, Wash.	FA-19	1/0
82	Saubert, Eric	TE	6-5	253	5/9/1994	6	Drake	Chicago, Ill.	UFA-22	17/4
31	Simmons, Justin	S	6-2	202	11/19/1993	7	Boston College	Manassas, Va.	D3-16	17/17
49	Singleton, Alex	ILB	6-2	240	12/7/1993	4	Montana State	Thousand Oaks, Calif.	FA-22	16/8*
30	Sterns, Caden	S	6-1	207	11/2/1999	2	Texas	Cibola, Texas	D5a-21	15/2
40	Strnad, Justin	ILB	6-3	235	8/21/1996	3	Wake Forest	Palm Harbor, Fla.	D5-20	16/5
2	Surtain II, Pat	CB	6-2	202	4/14/2000	2	Alabama	Plantation, Fla.	D1-21	16/15
14	Sutton, Courtland	WR	6-4	216	10/10/1995	5	Southern Methodist	Brenham, Texas	D2-18	17/16
87	Tomlinson, Eric	TE	6-6	263	4/22/1992	7	Texas-El Paso	Oklahoma City, Okla.	UFA-22	17/7*
57	Turner, Billy	OL	6-5	310	10/17/1991	9	North Dakota State	Arden, Minn.	UFA-22	13/13*
99	Williams, DeShawn	DL	6-1	291	12/29/1992	5	Clemson	Central, S.C.	FA-20	15/8
33	Williams, Javonte	RB	5-10	220	4/25/2000	2	North Carolina	Wallace, N.C.	D2-21	17/1
21	Williams, K'Wawn	CB	5-9	185	7/12/1991	8	Pittsburgh	Paterson, N.J.	UFA-22	14/8*
3	Wilson, Russell	QB	5-11	215	11/29/1988	11	Wisconsin	Cincinnati, Ohio	T-22	14/14*

## DENVER BRONCOS

\* Austin played 11 games with Seattle; Braden played nine games with Green Bay; Compton played 17 games with San Francisco; Gregory played 12 games with Dallas; Jo Johnson played three games with New York Jets and one with Baltimore; D Jones played 17 games with San Francisco; Quinn last active with Jacksonville in '20; J.Reed played eight games with New York Giants and one with Los Angeles Rams; Singleton played 16 games with Philadelphia; Tomlinson played 17 games with Baltimore; Turner played 13 games played with Green Bay; Waitman played two games with Pittsburgh; K.Williams played 14 games with San Francisco.

t - Broncos traded for Wilson (SEA).

Players lost through unrestricted free agency (five): QB Teddy Bridgewater (MIA, 14 games in '21); CB Mike Ford (ATL, 13); CB Nate Hairston (MIN, 16); ILB Micah Kiser (LV, 11); OLB Stephen Weatherly (CLE, 15).

Also played with Broncos in '21—WR John Brown (two games); CB Bryce Callahan (11); TE Noah Fant (16); DB Rojesterman Farris (one); OL Cameron Fleming (five); DB Kyle Fuller (16); DL Shelby Harris (16); DB Kareem Jackson (15); LB A.J. Johnson (six); QB Drew Lock (six); OL Bobby Massie (13); LB Von Miller (seven); LB Andre Mintze (six); WR David Moore (two); LB Curtis Robinson (three); G/C Austin Schlottmann (10); WR Dontae Spencer (15); LB Pita Taumoepeu (two); LB Kenny Young (six).

### FIRST-YEAR ROSTER

Name	Pos.	Ht.	Wt.	Birthdate	College	Hometown	How Acq.
Allen, Christopher	OLB	6-4	242	8/12/1998	Alabama	Baton Rouge, La.	FA
Bonitto, Nik	OLB	6-3	240	9/26/1999	Oklahoma	Fort Lauderdale, Fla.	D2
Davis, Kaden	WR	6-1	190	9/25/1998	Northwest Missouri State	Ellsworth, Kan.	FA
Dulcich, Greg	TE	6-4	245	3/26/2000	UCLA	Glendale, Calif.	D3
Gutierrez, Sebastian	T	6-6	295	7/6/1998	Minot State	Pasco, Wash.	FA
Henningsen, Matt	DE	6-3	291	7/9/1999	Wisconsin	Menomonee Falls, Wis.	D6
Hicks, Falon	CB	5-10	192	9/2/1998	Wisconsin	Miami, Fla.	D7
Johnson, Brandon	WR	6-2	195	7/26/1998	Central Florida	Fort Lauderdale, Fla.	FA
Johnson, Zack	G	6-6	301	11/14/1993	North Dakota State	Apple Valley, Minn.	FA
Kongbo, Jonathan	DE	6-5	255	3/19/1996	Tennessee	Surrey, British Columbia, Canada	FA
Lewis Jr., Donnie (1)	CB	6-0	190	7/21/1996	Tulane	Baton Rouge, La.	FA
Mathis, Damarri	CB	5-11	195	4/12/1999	Pittsburgh	Lakeland, Fla.	D4a
Mauga, Kana'i	ILB	6-2	245	1/8/2000	Southern California	Waianae, Hawaii	FA
McAllister, Tyreik	RB	5-11	180	4/7/1998	Charleston	Latta, S.C.	FA
McMillian, Ja'Quan	CB	5-10	183	6/4/2000	East Carolina	Winston-Salem, N.C.	FA
Niese, Michael	G	6-5	295	1/13/1998	Temple	Chesterfield, Mo.	FA
Parham, Dylan	TE	6-5	245	5/31/1998	North Carolina State	Raleigh, N.C.	FA
Spencer, Marquiss (1)	DE	6-4	300	7/16/1997	Mississippi State	Greenwood, Miss.	D7c-21
Tucker, Casey (1)	T	6-6	315	9/26/1995	Arizona State	Gilbert, Ariz.	FA-21
Turner-Yell, Delarrin	S	5-11	200	12/16/1999	Oklahoma	Hempstead, Texas	D5a
Uwazurike, Eyioma	DL	6-6	320	5/6/1998	Iowa State	Detroit, Mich.	D4b
Virgil, Jalen	WR	6-1	210	7/13/1998	Appalachian State	Lawrenceville, Ga.	FA
Wade, Barrington (1)	ILB	6-1	232	3/16/1998	Iowa	Skokie, Ill.	W-21
Waitman, Corliss (1)	P	6-2	210	7/21/1995	South Alabama	Ghent, Belgium	W
Washington, Montrell	WR	5-10	170	3/16/1999	Samford	Canton, Ga.	D5b
Wattenberg, Luke	C	6-5	300	9/10/1997	Washington	Trabuco Canyon, Calif.	D5c
Williams, Rodney	TE	6-4	235	4/8/1998	Tennessee Martin	Memphis, Tenn.	FA
Williams, Seth (1)	WR	6-3	211	4/10/2000	Auburn	Cottondale, Ala.	D6-21
Wright, Kadofi	ILB	6-3	230	12/8/1997	Buffalo	Richmond, Va.	FA

The term **NFL Rookie** is defined as a player who is in his first season of professional football and has not been on the roster of another professional football team for any regular-season or postseason games. A **Rookie** is designated by an "R" on NFL rosters. Players who have been active in another professional football league or players who have NFL experience, including either preseason training camp or being on an Active List or Inactive List, or on Reserve/Injured or Reserve/Physically Unable to Perform for fewer than six regular-season games, are termed **NFL First-Year Players**. An **NFL First-Year Player** is designated by a "1" on NFL rosters. Thereafter, a player is credited with an additional year of experience for each season in which he accumulates six games on the Active List or Inactive List, or on Reserve/Injured or Reserve/Physically Unable to Perform.

Log on to [www.denverbroncos.com](http://www.denverbroncos.com) for an up-to-date roster.



# HOUSTON TEXANS



American Football Conference  
South Division  
Two NRG Park  
Houston, TX 77054  
Telephone: (832) 667-2000

**Team Colors:** Deep Steel Blue, Battle Red and Liberty White

## 2022 SCHEDULE

### PRESEASON

Aug. 13 **New Orleans** ..... 7:00 PM  
 Aug. 19 **at L.A. Rams** ..... 9:00 PM  
 Aug. 25 **San Francisco** ..... 7:15 PM

### REGULAR SEASON

Sept. 11 **Indianapolis** ..... 12:00 PM  
 Sept. 18 **at Denver** ..... 3:25 PM  
 Sept. 25 **at Chicago** ..... 12:00 PM  
 Oct. 2 **L.A. Chargers** ..... 12:00 PM  
 Oct. 9 **at Jacksonville** ..... 12:00 PM  
 BYE  
 Oct. 23 **at Las Vegas** ..... 3:05 PM  
 Oct. 30 **Tennessee** ..... 3:05 PM  
 Nov. 3 **Philadelphia (Thu)** ..... 7:15 PM  
 Nov. 13 **at N.Y. Giants** ..... 12:00 PM  
 Nov. 20 **Washington** ..... 12:00 PM  
 Nov. 27 **at Miami** ..... 12:00 PM  
 Dec. 4 **Cleveland** ..... 12:00 PM  
 Dec. 11 **at Dallas** ..... 12:00 PM  
 Dec. 18 **Kansas City** ..... 12:00 PM  
 Dec. 24 **at Tennessee (Sat)** ..... 12:00 PM  
 Jan. 1 **Jacksonville** ..... 12:00 PM  
 Jan. 7/8 **at Indianapolis** ..... TBD

\* All times CT

**Stadium:** NRG Stadium  
Houston, TX 77054  
**Opened:** 2002  
**Capacity:** 71,995  
**Playing Surface:** Artificial Turf

### Training Camp:

Houston Methodist  
Training Center  
8799 Kirby Dr  
Houston, TX 77054

## CLUB OFFICIALS

### OWNERSHIP

Co-Founder and Senior Chair:  
Janice S. McNair  
Chairman and Chief Executive Officer:  
D. Cal McNair

### FOOTBALL OPERATIONS

General Manager: Nick Caserio  
Head Coach: Lovie Smith  
Executive Vice President,  
Football Operations: Jack Easterby  
Director of Football Technology and  
Decision Science: Tim Brog  
Director of Football Administration:  
Andrew Brown  
Head Strength and Conditioning:  
Mike Eubanks  
Director of Football Operations and Team  
Logistics: Clay Hampton  
Director of Team Wellness: Ladd Harris  
Director of Texans Health: Geoff Kaplan  
Director of Security and Facility  
Operations: Brent Naccara  
Director of Player Care and Sports  
Medicine: Roland Ramirez  
Director of Team Development:  
Dylan Thompson

### BUSINESS OPERATIONS

President: Greg Grissom  
Executive Vice President, Business Affairs  
and General Counsel: Greg Kondritz  
Senior Vice President, Chief Financial  
Officer and Treasurer: Marilan Logan  
Senior Vice President, Ticketing and Event  
Services: John Schriever  
Senior Vice President, Operations and  
Event Management: Juan Rodriguez  
Senior Vice President, Marketing and  
Communications: Doug Vosik  
Senior Vice President, Business Insights  
and Analytics: Ben Wang  
Vice President, Corporate Development:  
Jerry Angel  
Vice President, Ticket Sales and Business  
Insights: Derek Beeman  
Vice President, Texans Luxe: Brian George  
Vice President, Human Resources:  
Anita Martin  
Vice President and Chief Information  
Officer: Jeff Schmitz  
Vice President, Broadcasting:  
Marc Vandermeer

## COACHING HISTORY (143-188-0)

*Records include postseason games*  
 2002-05 Dom Capers ..... 18-46-0  
 2006-13 Gary Kubiak\* ..... 63-66-0  
 2013 Wade Phillips ..... 0-3-0  
 2014-20 Bill O'Brien\*\* ..... 54-52-0  
 2020 Romeo Crennel ..... 4-8-0  
 2021 David Culley ..... 4-13-0  
 2022- Lovie Smith ..... 0-0-0

\* Released after 13 games in 2013  
 \*\* Released after four games in 2020

## PAID ATTENDANCE, 2021

Home 574,185  
Away 486,548  
Total 1,060,733  
Single-game home record,  
72,025 (12/1/19)  
Single-season home record,  
574,185 (2021)

## 2022 DRAFT CHOICES

Rd	Name	Pos	College
1	Derek Stingley Jr.	DB	LSU
1	Kenyon Green	OL	Texas A&M
2	Jalen Pitre	DB	Baylor
2	John Metchie III	WR	Alabama
3	Christian Harris	LB	Alabama
4	Dameon Pierce	RB	Florida
5	Thomas Booker	DL	Stanford
5	Teagan Quitoriano	TE	Oregon St.
6	Austin Deculus	OL	LSU

# HOUSTON TEXANS

## 2021 TEAM RECORD

### REGULAR SEASON (4-13)

Date	Opponent	Result
Sept. 12	JACKSONVILLE	W 37-21
Sept. 19	at Cleveland	L 21-31
Sept. 23	CAROLINA	L 9-24
Oct. 3	at Buffalo	L 0-40
Oct. 10	NEW ENGLAND	L 22-25
Oct. 17	at Indianapolis	L 3-31
Oct. 24	at Arizona	L 5-31
Oct. 31	L.A. RAMS	L 22-38
Nov. 7	at Miami	L 9-17
Nov. 21	at Tennessee	W 22-13
Nov. 28	N.Y. JETS	L 14-21
Dec. 5	INDIANAPOLIS	L 0-31
Dec. 12	SEATTLE	L 13-33
Dec. 19	at Jacksonville	W 30-16
Dec. 26	L.A. CHARGERS	W 41-29
Jan. 2	at San Francisco	L 7-23
Jan. 9	TENNESSEE	L 25-28

### SCORE BY PERIODS

Team	60	99	34	87	0	—	280
Opponents	71	137	104	140	0	—	452

## 2021 TEAM STATISTICS

	Team	Opp.
Total First Downs	266	382
Rushing	77	135
Passing	162	218
Penalty	27	29
3rd Down: Made/Att	95/239	89/206
3rd Down Pct.	39.7	43.2
4th Down: Made/Att	9/21	11/19
4th Down Pct.	42.9	57.9
Possession Avg.	28:14	31:46
Total Net Yards	4727	6535
Avg. Per Game	278.1	384.4
Total Plays	1010	1101
Avg. Per Play	4.7	5.9
Net Yards Rushing	1422	2418
Avg. Per Game	83.6	142.2
Total Rushes	420	523
Net Yards Passing	3305	4117
Avg. Per Game	194.4	242.2
Sacked/Yards Lost	44/325	32/225
Gross Yards	3630	4342
Att./Completions	546/354	546/363
Completion Pct.	64.8	66.5
Had Intercepted	15	17
Punts/Average	88/46.7	57/44.1
Net Punting Avg.	88/41.7	57/40.4
Penalties/Yards	114/978	89/790
Fumbles/Ball Lost	18/7	25/8
Touchdowns	31	53
Rushing	8	25
Passing	21	27
Returns	2	1
<b>TD TD TD</b>		
<b>SCORING</b>	<b>Tot Ru Rec Rt PAT</b>	<b>FG Saf Pts</b>
Fairbairn	0 0 0 0 13/16	15/19 0 58
Cooks	6 0 6 0	0 36
Amendola	3 0 3 0	0 20
Slye	0 0 0 0 7/8	4/5 0 19
Burkhead	3 3 0 0	0 18
Jordan	3 0 3 0	0 18
T.Taylor	3 3 0 0	0 18
Conley	2 0 2 0	0 12
Lindsay	2 1 1 0	0 12

## 2021 INDIVIDUAL STATISTICS

PASSING	Att	Cmp	Yds	Cmp%	Yds/Att	TD	Int	Int%	LG	Sk/Lost	Rtng	
Mills	394	263	2664	66.8	6.76	16	4.1	10	2.5	67/1	31/206	88.8
T.Taylor	150	91	966	60.7	6.44	5	3.3	5	3.3	52	13/119	76.7
Amendola	1	0	0	0.0	0.00	0	0.0	0	0.0	---	0/0	39.6
Burkhead	1	0	0	0.0	0.00	0	0.0	0	0.0	---	0/0	39.6
Team	546	354	3630	64.8	6.65	21	3.8	15	2.7	67/1	44/325	85.2
Opponents	546	363	4342	66.5	7.95	27	4.9	17	3.1	68	32/225	94.1

C.Moore	2	0	2	0	0	12						
Eberle	0	0	0	0	5/5	2/3	0	11				
Auclair	1	0	1	0	0	6						
N.Collins	1	0	1	0	0	6						
Ingram	1	1	0	0	0	6						
D.Johnson	1	0	1	0	0	6						
Miller	1	0	1	0	0	6						
T.Smith	1	0	0	1	0	6						
T.Thomas	1	0	0	1	0	6						
Martin	0	0	0	0	1	2						
Mills	0	0	0	0	0	2						
Team	31	8	21	2	25/29	21/27	1	280				
Opponents	53	25	27	1	44/48	28/32	0	452				

2-Pt Conv: Amendola, Mills. Team 2-2.  
Opponents 3-5.

RUSHING	No.	Yds	Avg	LG	TD
Burkhead	122	427	3.5	36	3
Ingram	92	294	3.2	24	1
D.Johnson	67	228	3.4	15	0
Freeman	35	92	2.6	13	0
T.Taylor	19	151	7.9	30	3
Lindsay	50	130	2.6	35	1
Mills	18	44	2.4	11	0
Cooks	2	21	10.5	16	0
S.Phillips	6	13	2.2	4	0
Samuels	5	9	1.8	3	0
T.Smith	1	7	7.0	7	0
Akins	1	3	3.0	3	0
Conley	1	3	3.0	3	0
Dorsett	1	0	0.0	0	0
Team	420	1422	3.4	36	8
Opponents	523	2418	4.6	83	25

RECEIVING	No.	Yds	Avg	LG	TD
Cooks	90	1037	11.5	52	6
N.Collins	33	446	13.5	32	1
D.Johnson	32	225	7.0	16	1
Burkhead	25	186	7.4	20	0
Amendola	24	248	10.3	39	3
Akins	24	214	8.9	31	0
Brown	23	171	7.4	29	0
Conley	22	323	14.7	41	2
C.Moore	21	227	10.8	67	2
Jordan	20	178	8.9	27	3
Freeman	7	62	8.9	12	0
Dorsett	6	107	17.8	36	0
Ingram	7	24	3.4	10	0
Auclair	5	47	9.4	15	1
Miller	5	23	4.6	10	1
Lindsay	3	37	12.3	22	1
Samuels	3	14	4.7	6	0
S.Phillips	2	9	4.5	8	0
Roberts	1	35	35.0	35	0
D.Davis	1	17	17.0	17	0
Team	354	3630	10.3	67	21
Opponents	363	4342	12.0	68	27

INTERCEPTIONS	No.	Yds	Avg	LG	TD
L.Johnson	3	47	15.7	32	0
King	3	25	8.3	25	0

T.Thomas	2	48	24.0	48	1
Reid	2	45	22.5	24	0
Grugier-Hill	1	82	82.0	82	0
Mitchell	1	22	22.0	22	0
Hargreaves III	1	18	18.0	18	0
Owens	1	7	7.0	7	0
Kirksey	1	1	1.0	1	0
M.Collins	1	0	0.0	0	0
Murray	1	0	0.0	0	0
Team	17	295	17.4	82	1
Opponents	15	116	7.7	32	0

PUNTING	No.	Yds	Avg	NetBt	IN	LG	B	
Johnston	88	4108	46.7	41.7	4	37	69	0
Team	88	4108	46.7	41.7	4	37	69	0
Opponents	57	2513	44.1	40.4	1	18	58	0

PUNT RETURNS	Ret	FC	Yds	Avg	LG	TD
King	17	7	154	9.1	20	0
Roberts	8	2	33	4.1	11	0
T.Smith	1	1	1	1.0	1	0
Amendola	0	1	0	---	---	0
Team	26	11	188	7.2	20	0
Opponents	45	22	355	7.9	48	0

KICK RETURNS	No.	Yds	Avg	LG	TD
T.Smith	21	537	25.6	98	1
Roberts	18	386	21.4	38	0
Amendola	1	15	15.0	15	0
Auclair	1	11	11.0	11	0
King	1	27	27.0	27	0
Samuels	1	0	0.0	0	0
T.Thomas	0	30	---	30	0
Team	43	1006	23.4	98	1
Opponents	32	653	20.4	31	0

FIELD GOALS	1-19	20-29	30-39	40-49	50+
Fairbairn	0/0	4/4	5/5	2/4	4/6
Slye	0/0	2/2	0/0	1/2	1/1
Eberle	0/0	1/1	0/0	0/0	1/1
Team	0/0	7/7	5/5	3/6	6/9
Opponents	0/0	9/9	13/14	3/5	3/4

SACKS	No.
Greenard	8.0
Martin	4.0
Grugier-Hill	3.0
Mercilus	3.0
M.Collins	2.5
Jenkins	2.5
Blacklock	2.0
Walker	2.0
C.Smith	1.5
Lopez	1.0
Rivers	1.0
Wallow	1.0
Dwumfour	0.5
Team	32.0
Opponents	44.0

## HOUSTON TEXANS

## 2022 COACHING STAFF

**Lovie Smith, Head Coach**

**Pro Career:** Lovie Smith was named head coach of the Houston Texans on Feb. 7, 2021, becoming the fifth head coach in franchise history. Smith served as associate head coach/defensive coordinator for the Texans in 2021. Smith owns 21 years of NFL coaching experience and 41 overall with 20 years at the collegiate level. As associate head coach/defensive coordinator for the Texans, Smith led a unit that recorded 25 total takeaways, a total that tied for 10th in the NFL. Prior to joining the Texans, Smith served as head coach for the University of Illinois for five seasons (2016-20). While at Illinois, he led the Fighting Illini to the program's first bowl appearance in five years. Smith came to Illinois after working as the head coach of the Tampa Bay Buccaneers from 2014-15. The Buccaneers offense totaled the fifth-most yards per game (375.9 avg.) in the NFL in 2015 behind QB Jameis Winston. Winston totaled 4,042 passing yards in 2015, the third-highest mark by an NFL rookie since the 1970 merger. Prior to being head coach for the Buccaneers, Smith spent nine seasons (2004-12) as the head coach of the Chicago Bears. He led the Bears to three division titles, two NFC Championship Game appearances and Super Bowl XLI. Under Smith's guidance, the Chicago defense led the NFL in takeaways (310), three-and-out drives forced (485), three-and-out drive percentage (26.4), third-down percentage (34.1) and red-zone scoring efficiency (79.3) from 2004-12. Smith departed Chicago ranked third all-time in franchise coaching victories, trailing only Hall of Famers George Halas and Mike Ditka, with an 81-63 record. The 2006 Bears scored 427 points, the third most in franchise history, and in 2009, QB Jay Cutler set franchise records in completions (336) and attempts (555), while recording the second-most passing yards (3,666) in team history. Cutler became the first quarterback in franchise history to post consecutive 3,000-yard seasons (2009-10) while also becoming the first Bears quarterback to have back-to-back seasons with at least 20 touchdown passes. Smith was named the AP NFL Coach of the Year in 2005 after leading the Bears to a division title in the shortest amount of time in team history. Smith spent three seasons (2001-03) as the defensive coordinator of the St. Louis Rams where he added the title of assistant head coach during his final season. During Smith's time in St. Louis, the Rams tied for second in the NFL in fumble recoveries (88), ranked third in takeaways (106), tied for sixth in sacks (125) and tied for eighth in interceptions (57). In Smith's first stint with the Buccaneers as linebackers coach (1996-2000), he contributed to the success of the defense after the unit had not ranked above 20th in the NFL in the four seasons prior to Smith's arrival, but finished ranked 11th in 1996, third in 1997, second in 1998, third in 1999 and ninth in 2000. As linebackers coach, Smith helped develop Derrick Brooks into a perennial Pro Bowl selection who went on to make a team-record 11 Pro Bowl appearances, the first of which occurred in Smith's first season in Tampa Bay.

Smith began his coaching career in his hometown at Big Sandy (Texas) High School in 1980 before moving to Cascia Hall Prep in Tulsa, Okla., in 1981. In 1983, Smith made the jump to the college ranks at his alma mater, Tulsa, as linebackers coach, where he stayed through 1986. He then coached linebackers at Wisconsin (1987), Arizona State (1988-91) and Kentucky (1992) before coaching defensive backs at Tennessee (1993-94) and Ohio State (1995).

**Background:** Smith led Big Sandy to three consecutive state championships in high school and was all-state three years as a defensive end and linebacker. Smith was a two-time All-American and three-time All-Missouri Valley Conference defensive back and linebacker at the University of Tulsa. No pro playing experience.

**Personal:** Born May 8, 1958, in Gladewater, Texas. He and his wife, MaryAnne, have three sons, Mikal, Matthew and Miles, who is the linebackers coach for the Texans.

**ASSISTANT COACHES**

**Sean Baker**, assistant special teams; born Nov. 6, 1988, Youngstown, Ohio. Defensive back Ball State 2008-11. Pro defensive back Tampa Bay Buccaneers 2012, Atlanta Falcons 2013-15, Indianapolis Colts 2015, Cleveland Browns 2016. College coach: Youngstown State 2017-19, LSU 2020. Pro coach: Joined Texans in 2021.

**Danny Barrett**, running backs; born Dec. 18, 1961, Boynton Beach, Fla. Quarterback Cincinnati 1979-82. Pro quarterback Calgary Stampeders (CFL) 1983-85, 1990-91 and 1996, Toronto Argonauts (CFL) 1985-88, British Columbia Lions (CFL) 1992-93 and 1998, Ottawa Rough Riders (CFL) 1994-95. College coach: Buffalo 2007-09, Central Florida 2011-15 (interim head coach, four games). Pro coach: Calgary Stampeders (CFL) 1997, British Columbia Lions (CFL) 1998-99, Saskatchewan Roughriders (CFL) 2000-06 (head coach), Miami Dolphins 2016-17. Joined Texans in 2018.

**Tim Berbenich**, tight ends; born Dec. 19, 1979, Huntington, N.Y. Wide receiver Hamilton 1999-2002. No pro playing experience. No college coaching experience. Pro coach: New York Jets 2003-05, Tampa Bay Buccaneers 2006-11, Indianapolis Colts (2013-17), Oakland/Las Vegas Raiders (2018-21). Joined Texans in 2022.

**Ben Bolling**, defensive assistant; born Dec. 9, 1992, Raleigh, N.C. Wide receiver Campbell 2012-15. No pro playing experience. College coach: Campbell 2016-20. Pro coach: Joined Texans in 2021.

**Jacques Cesaire**, defensive line; born Aug. 30, 1980, Gardner, Mass. Defensive lineman Southern Connecticut State 1998-2002. Pro defensive lineman San Diego Chargers 2003-11. College coach: San Diego 2015-19. Pro coach: Buffalo Bills 2020-21. Joined Texans in 2022.

**Joe Danna**, safeties; born April 3, 1977, Midland, Mich. Wide receiver Central Michigan 1995-98. No pro playing experience. College coach: Central Michigan 1999-2000 and 2002-05, Georgia 2001, Georgia Southern 2006, James Madison 2007. Pro coach: Atlanta Falcons 2008-09; 2012-14, Miami Dolphins 2010-11, New York Jets 2015-16, Jacksonville Jaguars 2017-21. Joined Texans in 2022.

**Ilir Emini**, defensive assistant/nickles; born Feb. 1, 1994, Yorkville, Ill. Wide receiver Knox 2012-15. No pro playing experience. College coach: Wofford 2016-18, Illinois 2019-20. Pro coach: Joined Texans in 2021.

**Pep Hamilton**, offensive coordinator; born Sept. 19, 1974, Charlotte, N.C. Quarterback Howard 1993-96. No pro playing experience. College coach: Howard 1997-2001, Stanford 2010-12, Michigan 2017-18. Pro coach: Baltimore Ravens 2002, New York Jets 2003-05, San Francisco 49ers 2006, Chicago Bears 2007-09, Indianapolis Colts 2013-15, Cleveland Browns 2016, DC Defenders (XFL) 2020 (head coach), Los Angeles Chargers 2020. Joined Texans in 2021.

**Dele Harding**, defensive assistant; born March 28, 1998, Elkton, Md. Linebacker Illinois 2016-19. No pro playing experience. College coach: Illinois 2020. Pro coach: Joined Texans in 2022.

**Hal Hunter**, assistant offensive line; born June 8, 1959, Canonsburg, Pa. Offensive lineman Northwestern 1978-81. No pro playing experience. College coach: William & Mary 1982, Pittsburgh 1983-84, Columbia 1985, Indiana University of Pennsylvania 1986, Akron 1987-90, Vanderbilt 1991-94, LSU 1995-99 (interim head coach, one game), Indiana 2000-01, North Carolina 2002-05. Pro coach: San Diego Chargers 2006-12, Indianapolis Colts 2013-15, Cleveland Browns 2016, New York Giants 2018-19. Joined Texans in 2022.

**Kenyon Jackson**, assistant defensive line; born April 16, 1998, Little Rock, Ark. Defensive lineman Illinois 2016-19. No pro playing experience. Pro coach: Miami Dolphins 2021. Joined Texans in 2022.

**Ben McDaniels**, wide receivers/pass game coordinator; born June 6, 1980, Canton, Ohio. Quarterback Kent State 1999-2001. No pro playing experience. College coach: Minnesota 2004-05, Rutgers 2014-15, Michigan 2018-20. Pro coach: Denver Broncos 2009-10, Tampa Bay Buccaneers 2012-13, Chicago Bears 2016-17. Joined Texans in 2021.

## HOUSTON TEXANS

**DeNarius McGhee**, offensive assistant; born June 12, 1991, McComb, Miss. Quarterback Montana State 2010-13. Pro quarterback Saskatchewan Roughriders (CFL) 2014. College coach: Florida Atlantic 2014, North Carolina State 2015-16, Montana State 2017-19. Pro coach: Joined Texans in 2020.

**Robbie Picazo**, offensive assistant; born May 24, 1991, Rancho Santa Margarita, Calif. Quarterback Stanford 2009-12. No pro playing experience. College coach: Stanford 2013-17, Rice 2018-21. Pro coach: Joined Texans in 2022.

**Frank Ross**, special teams coordinator; born July 24, 1987, Youngstown, Ohio. Wide receiver John Carroll 2007-10. No pro playing experience. College coach: John Carroll 2013-14. Pro coach: Indianapolis Colts 2018-20. Joined Texans in 2021.

**Miles Smith**, linebackers; born Sept. 27, 1989, Mesa, Ariz. No college or pro playing experience. College coach: Illinois 2018-20. Pro coach: Tampa Bay Buccaneers 2014-15. Joined Texans in 2021.

**Dino Vasso**, cornerbacks; born Nov. 8, 1987, Philadelphia, Pa. Defensive back New Hampshire 2006-10. No pro playing experience. College coach: Temple 2011, Missouri 2012. Pro coach: Kansas City Chiefs 2013-15, Philadelphia Eagles 2016-20. Joined Texans in 2021.

**George Warhop**, offensive line; born Sept. 19, 1961, Riverside, Calif. Offensive lineman Cincinnati 1981-82. No pro playing experience. College coach: Cincinnati 1983, Kansas 1984-86, Vanderbilt 1987-89, New Mexico 1990, SMU 1993, Boston College 1994-95. Pro coach: London Monarchs (NFL Europe) 1991-92, St. Louis Rams 1996-97,

Arizona Cardinals 1998-2002, Dallas Cowboys 2003-04, San Francisco 49ers 2005-08, Cleveland Browns 2009-13, Tampa Bay Buccaneers 2014-18, Jacksonville Jaguars 2019-21. Joined Texans in 2022.

**Ted White**, offensive assistant/quarterbacks; born May 29, 1976, Baton Rouge, La. Quarterback Howard 1995-98. Pro quarterback Frankfurt Galaxy (NFL Europe) 2000, Barcelona Dragons (NFL Europe) 2002, Montreal Alouettes (CFL) 2003-05. College coach: Texas Southern 2006-08, Southern 2010, Howard 2011-15, Arkansas-Pine Bluff 2016-17, Prairie View A&M 2018-19, Maryland 2021. Pro coach: DC Defenders (XFL) 2020. Joined Texans in 2022.

### RECORD HOLDERS

#### INDIVIDUAL RECORDS—CAREER

Rushing (Yds.)	Arian Foster, 2009-15	6,472
Passing (Yds.)	Matt Schaub, 2007-13	23,221
Passing (TDs)	Matt Schaub, 2007-13	124
Receiving (No.)	Andre Johnson, 2003-14	1,012
Receiving (Yds.)	Andre Johnson, 2003-14	13,597
Interceptions	Johnathan Joseph, 2011-19	17
Punting (Avg.)	Shane Lechler, 2013-17	47.6
Punt Return (Avg.)	Jacoby Jones, 2007-11	10.2
Kickoff Return (Avg.)	André Davis, 2007-09	25.4
Field Goals	Kris Brown, 2002-09	172
Touchdowns (Tot.)	Arian Foster, 2009-15	68
Points	Kris Brown, 2002-09	767
*Sacks	J.J. Watt, 2011-20	101.0

#### INDIVIDUAL RECORDS—SINGLE SEASON

Rushing (Yds.)	Arian Foster, 2010	1,616
Passing (Yds.)	Deshaun Watson, 2020	4,823
Passing (TDs)	Deshaun Watson, 2020	33
Receiving (No.)	Andre Johnson, 2008	115
	DeAndre Hopkins, 2018	115
Receiving (Yds.)	Andre Johnson, 2012	1,598
Interceptions	Marcus Coleman, 2003	7
Punting (Avg.)	Shane Lechler, 2017	49.0
Punt Return (Avg.)	Keshawn Martin, 2012	12.1
Kickoff Return (Avg.)	André Davis, 2007	30.3
Field Goals	Ka'imi Fairbairn, 2018	37
Touchdowns (Tot.)	Arian Foster, 2010	18
Points	Ka'imi Fairbairn, 2018	150
*Sacks	J.J. Watt, 2012, 2014	20.5

#### INDIVIDUAL RECORDS—SINGLE GAME

Rushing (Yds.)	Arian Foster, 9-12-10	231
Passing (Yds.)	Matt Schaub, 11-18-12	527
Passing (TDs)	Ryan Fitzpatrick, 11-30-14	6
Receiving (No.)	Andre Johnson, 11-18-12 (OT)	14
	Will Fuller V, 10-6-19	14
Receiving (Yds.)	Andre Johnson, 11-18-12 (OT)	273
Interceptions	Glover Quin, 11-28-10	3
Field Goals	Randy Bullock, 12-21-14	6
Touchdowns (Tot.)	Ryan Moats, 11-1-09	3
	Arian Foster, 9-12-10, 10-23-11, 10-26-14	3
	Andre Johnson, 11-3-13	3
	Ben Tate, 12-1-13	3
	DeAndre Hopkins, 10-8-17	3
	Will Fuller V, 10-6-19	3
Points	Randy Bullock, 12-21-14	19
*Sacks	Connor Barwin, 11-27-11	4.0

*\*Sacks became an official statistic in 1982*

## HOUSTON TEXANS

## 2022 VETERAN ROSTER

No.	Name	Pos.	Ht.	Wt.	Birthdate	NFL Exp.	College	Hometown	How Acc.	'21 Games/ Starts
56	Addison, Mario	DL	6-3	260	9/6/1987	12	Troy	Tarrant City, Ala.	FA-22	17/0*
3	Allen, Kyle	QB	6-3	210	3/8/1996	4	Houston	Scottsdale, Ariz.	FA-22	2/0*
35	Arnold, Grayland	DB	5-10	187	9/4/1997	3	Baylor	Beaumont, Texas	FA-21	4/0
83	Auclair, Antony	TE	6-6	256	5/28/1993	6	Laval	Notre-Dame-des-Pins, Quebec, Canada	UFA(TB)-21	16/13
90	Blacklock, Ross	DL	6-3	290	7/9/1998	3	TCU	Missouri City, Texas	D2-20	14/2
28	Burkhead, Rex	RB	5-10	215	7/2/1990	10	Nebraska	Plano, Texas	FA-21	16/5
68	Britt, Justin	OL	6-6	315	5/29/1991	8	Missouri	Lebanon, Mo.	FA-21	11/11
8	Brooks, Terrence	DB	5-11	205	3/2/1992	9	Florida State	Dunnellon, Fla.	UFA(NE)-21	11/3
85	Brown, Pharaoh	TE	6-6	258	5/4/1994	5	Oregon	Cleveland, Ohio	FA-20	15/12
60	Cann, A.J.	OL	6-3	320	3/10/1991	8	South Carolina	Bamberg, S.C.	UFA(Jac)-22	4/4*
53	Cashman, Blake	LB	6-1	237	5/10/1996	4	Minnesota	Eden Prairie, Minn.	T(NYJ)-22	3/1*
97	Collins, Maliek	DL	6-2	310	4/8/1995	7	Nebraska	Kansas City, Mo.	UFA(LV)-21	15/15
12	Collins, Nico	WR	6-4	215	3/19/1999	2	Michigan	Birmingham, Ala.	D3b-21	14/8
13	Cooks, Brandin	WR	5-10	183	9/25/1993	9	Oregon State	Stockton, Calif.	T(LAR)-20	16/16
18	Conley, Chris	WR	6-3	205	10/25/1992	8	Georgia	Dallas, Ga.	UFA(Jac)-21	16/10
47	Daniels, Darrell	TE	6-3	256	11/22/1994	6	Washington	Pittsburg, Calif.	FA-22	15/4*
14	Davis, Davion	WR	5-11	199	10/23/1996	3	Sam Houston State	Hutto, Texas	FA-21	2/1
19	Davis, Tae	LB	6-1	224	8/14/1996	5	Chattanooga	Oxford, Ala.	FA-21	0/0
4	Dorsett, Phillip	WR	5-10	192	1/5/1993	8	Miami	Fort Lauderdale, Fla.	FA-21	6/0
6	Driskel, Jeff	QB	6-4	235	4/23/1993	7	Louisiana Tech	Oviedo, Fla.	FA-21	1/0
7	Fairbairn, Ka'imi	K	6-0	183	1/29/1994	7	UCLA	Kailua, Hawaii	FA-16	13/0
26	Freeman, Royce	RB	6-0	238	2/24/1996	5	Oregon	Imperial, Calif.	W(Car)-21	15/1*
92	Green, Rasheem	DL	6-4	279	5/15/1997	5	Southern California	Los Angeles, Calif.	UFA(Sea)-22	17/16*
52	Greenard, Jonathan	DL	6-3	263	5/25/1997	3	Florida	Hiram, Ga.	D3-20	12/12
51	Grugier-Hill, Kamu	LB	6-2	230	5/16/1994	7	Eastern Illinois	Papakolea, Hawaii	UFA(Mia)-21	14/14
5	Hamilton, DaeSean	WR	6-1	206	3/10/1995	4	Penn State	Fredericksburg, Va.	FA-22	0/0*
94	Harris, Demone	DL	6-4	272	12/30/1995	3	Buffalo	Buffalo, N.Y.	FA-21	3/1
67	Heck, Charlie	OL	6-8	311	11/20/1996	3	North Carolina	Kansas City, Mo.	D4a-20	15/13
43	Hewitt, Neville	LB	6-2	234	4/6/1993	8	Marshall	Conyers, Ga.	FA-21	17/5
16	Hogan, Kevin	QB	6-3	218	10/20/1992	4	Stanford	McLean, Va.	FA-22	1/0*
71	Howard, Tylus	OL	6-5	322	5/23/1996	4	Alabama State	Monroeville, Ala.	D1-19	15/15
55	Hughes, Jerry	DL	6-2	254	8/13/1988	13	TCU	Sugar Land, Texas	FA-22	17/16*
41	Janovich, Andy	FB	6-1	238	5/23/1993	7	Nebraska	Gretna, Neb.	UFA(Cle)-22	13/3*
50	Jenkins, Jordan	DL	6-3	260	7/1/1994	7	Georgia	Hamilton, Ga.	UFA(NYJ)-21	11/0
11	Johnston, Cameron	P	5-11	194	2/24/1992	5	Ohio State	Geelong, Australia	FA-21	17/0
9	Jordan, Brevin	TE	6-3	245	7/16/2000	2	Miami (Fla.)	Las Vegas, Nev.	D5a-21	9/2
25	King II, Desmond	DB	5-10	200	12/14/1994	6	Iowa	Detroit, Mich.	UFA(Ten)-21	16/12
58	Kirksey, Christian	LB	6-2	235	8/31/1992	9	Iowa	St. Louis, Mo.	FA-21	13/12
91	Lopez, Roy	DL	6-2	318	8/7/1997	2	Arizona	Tempe, Ariz.	D6-21	16/15
2	Mack, Marlon	RB	6-0	212	3/7/1996	5	South Florida	Sarasota, Fla.	UFA(Ind)-22	6/0*
64	McCray, Justin	OL	6-3	315	5/31/1992	6	Central Florida	Miami, Fla.	UFA(Atl)-21	15/8
10	Mills, Davis	QB	6-4	225	10/21/1998	2	Stanford	Duluth, Ga.	D3a-21	13/11
15	Moore, Chris	WR	6-1	200	6/16/1993	7	Cincinnati	Tampa, Fla.	UFA(Bal)-21	12/1
79	Morrissey, Jimmy	OL	6-3	303	7/9/1998	2	Pittsburgh	Huntingdon Valley, Pa.	FA-21	6/5
23	Murray, Eric	DB	5-11	199	1/7/1994	7	Minnesota	Milwaukee, Wis.	UFA(Cle)-20	16/11
21	Nelson, Steven	DB	5-11	194	1/22/1993	8	Oregon State	Warner Robins, Ga.	UFA(Phi)-22	16/16*
33	Ogunbowale, Dare	RB	5-11	205	5/4/1994	4	Wisconsin	Milwaukee, Wis.	FA-22	17/2*
77	Ogbuehi, Cedric	OL	6-5	308	4/25/1992	8	Texas A&M	Allen, Texas	FA-22	3/1*
45	Okoronkwo, Ogbornia	LB	6-2	253	4/24/1995	5	Oklahoma	Houston, Texas	UFA(LAR)-22	13/0*
36	Owens, Jonathan	DB	5-11	210	7/22/1995	4	Missouri Western State	St. Louis, Mo.	FA-19	7/2
27	Phillips, Scottie	RB	5-8	209	10/6/1997	3	Mississippi	Ellisville, Miss.	FA-20	3/0*
57	Pierre-Louis, Kevin	LB	6-0	231	10/7/1991	9	Boston College	Norwalk, Conn.	UFA(Was)-21	9/1
54	Quessenberry, Scott	OL	6-3	310	3/23/1995	5	UCLA	La Costa, Calif.	UFA(LAC)-22	16/1*
44	Reeves-Maybin, Jalen	LB	6-1	230	1/31/1995	6	Tennessee	Clarksville, Tenn.	UFA(Det)-22	15/11*
95	Rivers, Derek	DL	6-5	250	5/9/1994	6	Youngstown State	Kinston, N.C.	UFA(LAR)-21	5/1
74	Scharping, Max	OL	6-6	327	8/10/1996	4	Northern Illinois	Green Bay, Wis.	D2b-19	16/11
27	Sheffield, Kendall	DB	5-10	212	5/30/1996	4	Ohio State	Missouri City, Texas	W(Atl)-22	9/0*
1	Smith, Tremon	DB	5-11	190	7/20/1996	5	Central Arkansas	Anniston, Ala.	FA-21	17/2
29	Stewart, M.J.	DB	5-11	200	9/16/1995	5	North Carolina	Arlington, Va.	UFA(Cle)-22	13/3*
37	Thomas, Tavierre	DB	5-10	205	3/11/1996	5	Ferris State	Detroit, Mich.	FA-21	17/8
78	Tunsil, Laremy	OL	6-5	313	8/2/1994	7	Mississippi	Lake City, Fla.	T(Mia)-19	5/5
73	Wallace-Simms, Tre'Vour	OL	6-5	330	9/25/1997	2	Missouri	St. Louis, Ill.	FA-22	1/0*
32	Wallow, Garret	LB	6-2	230	1/25/1999	2	TCU	New Orleans, La.	D5b-21	17/2
46	Weeks, Jon	LS	5-10	242	2/17/1986	13	Baylor	Bethpage, N.Y.	FA-10	17/0
20	Yiadom, Isaac	DB	6-1	188	2/20/1996	5	Boston College	Worcester, Mass.	FA-22	16/1*

## HOUSTON TEXANS

\* Addison played in 17 games with Buffalo; Allen played two games with Washington; Cann played four games with Jacksonville; Cashman played three games with New York Jets; Daniels played 15 games with Arizona; T.Davis missed '21 season because of injury; Hamilton last active with Denver in '20; Hughes played 17 games with Buffalo; R.Green played 17 games with Seattle; Janovich played 13 games with Cleveland; Mack played six games with Indianapolis; Nelson played 16 games with Philadelphia; Ogbuehi played one game with Seattle and two with Baltimore; Ogunbowale played 17 games with Jacksonville; Okoronkwo played 13 games with Los Angeles Rams; Phillips played three games with Houston, placed on reserve/injured during '22 offseason (prior to cut to 53); S.Quessenberry played 16 games with Los Angeles Chargers; Reeves-Maybin played 15 games with Detroit; Robinson last active with Dallas in '20; Sheffield played nine games with Atlanta; Stewart played 13 games with Cleveland; Wallace-Simms played one game with Jacksonville; Yiadom played 16 games with Green Bay.

t - Texans traded for Cashman (NYJ).

Players lost through unrestricted free agency (eight): TE Jordan Akins (NYG, 13 games in '21); OL Geron Christian (KC, 14); DL Jaleel Johnson (NO, 12 games in '21); DL Jacob Martin (NYJ, 17); DB A.J. Moore (TEN, 12); DB Justin Reid (KC, 13); DL Vincent Taylor (ATL, 1); QB Tyrod Taylor (NYG, 6).

Also played with Texans in '21—WR Danny Amendola (eight games), OL Marcus Cannon (four), DL Ron'Dell Carter (one); LB Zach Cunningham (11), K Dominik Eberle (one), DB T.J. Green (one), DB Vernon Hargreaves (eight), RB Mark Ingram (seven), RB David Johnson (13), RB Phillip Lindsay (10), DL Whitney Mercilus (six), WR Anthony Miller (two), DB Terrance Mitchell (14), DB Jimmy Moreland (seven); LB Hardy Nickerson (two), DL Charles Omenihu (seven), WR Andre Roberts (six), RB Jaylen Samuels (three), K Joey Slye (three), DL Chris Smith (four); LB Connor Strachan (three), OL Lane Taylor (seven), LB Joe Thomas (five), OL Cole Toner (one), WR Jordan Veasy (two), DL DeMarcus Walker (13), DL Xavier Williams (one), LB Eric Wilson (seven).

### FIRST-YEAR ROSTER

Name	Pos.	Ht.	Wt.	Birthdate	College	Hometown	How Acq.
Anderson, Darius (1)	RB	5-11	212	9/20/1997	TCU	Richmond, Texas	FA-21
Booker, Thomas	DL	6-3	301	11/11/1999	Stanford	Ellicott City, Md.	D5a
Camp, Jalen (1)	WR	6-2	220	7/10/1998	Georgia Tech	Cumming, Ga.	FA-21
Cunningham, Myron	OL	6-6	325	10/21/1997	Arkansas	Warren, Ohio	FA
Daniels, Damion	DL	6-3	325	8/31/1999	Nebraska	Dallas, Texas	FA
Deculus, Austin	OL	6-5	321	3/12/1999	LSU	Mamou, La.	D6
Dwumfour, Michael (1)	DL	6-1	296	1/1/1998	Rutgers	Scotch Plains, N.J.	FA-21
Estrada, Drew	WR	6-0	196	7/24/1997	Baylor	Argyle, Texas	FA
Francis, Jacobi	DB	5-11	193	9/6/1998	Memphis	Birmingham, Ga.	FA
Green, Kenyon	OL	6-4	323	3/15/2001	Texas A&M	Humble, Texas	D1b
Green, Seth	TE	6-4	240	2/14/1998	Houston	Woodbury, Minn.	FA
Hairston, Troy	LB	5-11	245	12/8/1998	Central Michigan	Baltimore, Md.	FA
Hansen, Jake	LB	6-1	235	6/19/1998	Illinois	Tarpon Springs, Fla.	FA
Harris, Christian	LB	6-1	226	1/13/2001	Alabama	Baton Rouge, La.	D3
Hazleton, Damon (1)	WR	6-3	215	2/28/1997	Missouri	Baltimore, Md.	FA-21
Hinrich, Kurt	DL	6-2	300	4/27/1999	Notre Dame	Pittsburgh, Pa.	FA
Johnson III, Johnny	WR	6-1	199	5/4/1999	Oregon	Chandler, Ariz.	FA
McCollum, Tristin	DB	6-3	195	5/3/1999	Sam Houston State	Galveston, Texas	FA
Metchie III, John	WR	5-11	187	7/18/2000	Alabama	Brampton, Ontario, Canada	D2b
Odeleye, Adedayo	DL	6-5	271	10/17/1997	Loughborough	Kent, United Kingdom	FA
Pierce, Dameon	RB	5-10	218	2/19/2000	Florida	Bainbridge, Ga.	D4a
Pitre, Jalen	DB	5-11	198	6/3/1999	Baylor	Stafford, Texas	D2a
Quessenberry, Paul (1)	FB	6-2	250	1/8/1992	Navy	Carlsbad, Calif.	FA-21
Quitoriano, Teagan	TE	6-6	258	3/15/2000	Oregon State	Salem, Ore.	D5b
Steckler, Jordan (1)	OL	6-5	305	7/16/1996	Northern Illinois	Two Rivers, Wis.	FA-21
Stingley Jr., Derek	DB	6-0	190	6/20/2001	LSU	Baton Rouge, La.	D1a
Wedington, Connor (1)	WR	6-0	197	5/28/1999	Stanford	Lake Tapps, Wash.	W(SF)

The term NFL Rookie is defined as a player who is in his first season of professional football and has not been on the roster of another professional football team for any regular-season or postseason games. A Rookie is designated by an "R" on NFL rosters. Players who have been active in another professional football league or players who have NFL experience, including either preseason training camp or being on an Active List or Inactive List, or on Reserve/Injured or Reserve/Physically Unable to Perform for fewer than six regular-season games, are termed NFL First-Year Players. An NFL First-Year Player is designated by a "1" on NFL rosters. Thereafter, a player is credited with an additional year of experience for each season in which he accumulates six games on the Active List or Inactive List, or on Reserve/Injured or Reserve/Physically Unable to Perform.

Log on to [www.houstontexans.com](http://www.houstontexans.com) for an up-to-date roster.

## INDIANAPOLIS COLTS



American Football Conference  
South Division

P.O. Box 535000  
Indianapolis, IN 46253  
Telephone: (317) 297-2658

Team Colors: Royal Blue and White

### 2022 SCHEDULE

#### PRESEASON

Aug. 13 at Buffalo ..... 4:00 PM  
Aug. 20 Detroit ..... 1:00 PM  
Aug. 27 Tampa Bay ..... 7:30 PM

#### REGULAR SEASON

Sept. 11 at Houston ..... 1:00 PM  
Sept. 18 at Jacksonville ..... 1:00 PM  
Sept. 25 Kansas City ..... 1:00 PM  
Oct. 2 Tennessee ..... 1:00 PM  
Oct. 6 at Denver (Thu) ..... 8:15 PM  
Oct. 16 Jacksonville ..... 1:00 PM  
Oct. 23 at Tennessee ..... 1:00 PM  
Oct. 30 Washington ..... 4:25 PM  
Nov. 6 at New England ..... 1:00 PM  
Nov. 13 at Las Vegas ..... 4:05 PM  
Nov. 20 Philadelphia ..... 1:00 PM  
Nov. 28 Pittsburgh (Mon) ..... 8:15 PM  
Dec. 4 at Dallas ..... 8:20 PM  
BYE  
Dec. 17/18 at Minnesota ..... TBD  
Dec. 26 L.A. Chargers (Mon) ..... 8:15 PM  
Jan. 1 at N.Y. Giants ..... 1:00 PM  
Jan. 7/8 Houston ..... TBD  
*\*All times ET; Sunday night games in  
Weeks 5-15 and 17 subject to change*

**Stadium:** Lucas Oil Stadium  
500 South Capitol Avenue  
Indianapolis, IN 46225

**Opened:** 2008  
**Capacity:** 63,000  
**Playing Surface:**  
Motz Group/Shaw Sports Turf

**Training Camp:**  
Grand Park Sports Campus  
19000 Grand Park Blvd.  
Westfield, IN 46074

#### CLUB OFFICIALS

Owner and CEO: James Irsay  
Vice Chair/Owner: Carlie Irsay-Gordon  
Vice Chair/Owner: Casey Foyt  
Vice Chair/Owner: Kalen Jackson  
General Manager: Chris Ballard  
Head Coach: Frank Reich  
Chief Operating Officer: Pete Ward  
Chief Legal Officer: Dan Emerson  
Special Counsel: Dan Luther  
Chief Financial Officer: EJ Tolentino  
Chief Sales and Marketing Officer:  
Roger VanDerSnick  
Vice President of Information Technology:  
Matt Boothby  
Vice President of Communications:  
Steve Campbell  
Vice President of Special Projects and  
Historical Affairs: Larry Hall  
Vice President of Finance:  
Lindsey Hammond  
Vice President of Content and Production:  
Dave Knickerbocker  
Vice President of Corporate Partnerships:  
Ryan Lobsiger  
Vice President of Marketing:  
Stephanie Pemberton  
Vice President of Data Strategy &  
Analytics: Charlie Shin  
Vice President of Ticket Sales and Service:  
Jim Van Dam  
Assistant General Manager: Ed Dodds  
Director of Football Administration:  
Mike Bluem  
Chief Personnel Executive:  
Morocco Brown  
Director of College Scouting: Matt Terpening  
Director of Player Personnel: Kevin Rogers  
Director of Team Development:  
Brian Decker  
Director of Pro Scouting: Jon Shaw  
Director of Operations: Jeff Brown  
Director of Player Engagement:  
David Thornton  
Director of Football Research: John Park  
Video Director: Stewart Cramer  
Head Athletic Trainer: Dave Hammer  
Director of Sports Medicine: Erin Barill  
Director of Equipment Operations:  
Sean Sullivan  
Assistant Equipment Managers:  
Mike Mays, Brian Seabrooks  
Assistant Trainers: Kyle Davis,  
Brian Buening, Andre Washington  
Physical Therapist: Mackenzie Scovill  
Assistant Video Directors: John Starliper,  
Matt DeWall

#### COACHING HISTORY

##### Baltimore 1953-83 (566-506-7)

*Records include postseason games*

1953	Keith Molesworth	.....3-9-0
1954-62	Weeb Ewbank	.....61-52-1
1963-69	Don Shula	.....73-26-4
1970-72	Don McCafferty*	.....26-11-1
1972	John Sandusky	.....4-5-0
1973-74	Howard Schnellenberger**	.....4-13-0
1974	Joe Thomas	.....2-9-0
1975-79	Ted Marchbroda	.....41-36-0
1980-81	Mike McCormack	.....9-23-0
1982-84	Frank Kush***	.....11-28-1
1984	Hal Hunter	.....0-1-0
1985-86	Rod Dowhower****	.....5-24-0
1986-91	Ron Meyer#	.....36-36-0
1991	Rick Venturi	.....1-10-0
1992-95	Ted Marchbroda	.....32-35-0
1996-97	Lindy Infante	.....12-21-0
1998-2001	Jim Mora	.....32-34-0
2002-08	Tony Dungy	.....92-33-0
2009-11	Jim Caldwell	.....28-24-0
2012-17	Chuck Pagano	.....56-46-0
2018-	Frank Reich	.....38-30-0

\*Released after five games in 1972  
\*\*Released after three games in 1974  
\*\*\*Resigned after 15 games in 1984  
\*\*\*\*Released after 13 games in 1986  
#Released after five games in 1991

#### PAID ATTENDANCE, 2021

Home 537,507      Away 500,127  
Total 1,037,634  
Single-game home record,  
67,650 (1/24/10)  
Single-season home record,  
520,687 (2010)

#### 2022 DRAFT CHOICES

Rd	Name	Pos	College
2	Alec Pierce	WR	Cincinnati
3	Jelani Woods	TE	Virginia
3	Bernhard Raimann	T	Central Michigan
3	Nick Cross	S	Maryland
5	Eric Johnson II	DT	Missouri St.
6	Drew Ogletree	TE	Youngstown St.
6	Curtis Brooks	DT	Cincinnati
7	Rodney Thomas II	DB	Yale

## INDIANAPOLIS COLTS

### 2021 TEAM RECORD

#### REGULAR SEASON (9-8)

Date	Opponent	Result
Sept. 12	SEATTLE	L 16-28
Sept. 19	L.A. RAMS	L 24-27
Sept. 26	at Tennessee	L 16-25
Oct. 3	at Miami	W 27-17
Oct. 11	at Baltimore (OT)	L 25-31
Oct. 17	HOUSTON	W 31-3
Oct. 24	at San Francisco	W 30-18
Oct. 31	TENNESSEE (OT)	L 31-34
Nov. 4	N.Y. JETS	W 45-30
Nov. 14	JACKSONVILLE	W 23-17
Nov. 21	at Buffalo	W 41-15
Nov. 28	TAMPA BAY	L 31-38
Dec. 5	at Houston	W 31-0
Dec. 18	NEW ENGLAND	W 27-17
Dec. 25	at Arizona	W 22-16
Jan. 2	LAS VEGAS	L 20-23
Jan. 9	at Jacksonville	L 11-26

#### SCORE BY PERIODS

Team	107	128	109	107	0	—	451
Opponents	69	83	57	147	9	—	365

#### 2021 TEAM STATISTICS

	Team	Opp.
Total First Downs	354	334
Rushing	154	101
Passing	167	213
Penalty	33	20
3rd Down: Made/Att	86/210	85/210
3rd Down Pct.	41.0	40.5
4th Down: Made/Att	18/29	12/21
4th Down Pct.	62.1	57.1
Possession Avg.	31:44	28:16
Total Net Yards	5901	5834
Avg. Per Game	347.1	343.2
Total Plays	1052	1050
Avg. Per Play	5.6	5.6
Net Yards Rushing	2540	1854
Avg. Per Game	149.4	109.1
Total Rushes	499	420
Net Yards Passing	3361	3980
Avg. Per Game	197.7	234.1
Sacked/Yards Lost	32/227	33/223
Gross Yards	3588	4203
Att./Completions	521/324	597/390
Completion Pct.	62.2	65.3
Had Intercepted	8	19
Punts/Average	59/44.5	62/44.4
Net Punting Avg.	59/39.7	62/40.6
Penalties/Yards	76/688	109/978
Fumbles/Ball Lost	21/11	26/14
Touchdowns	52	43
Rushing	22	10
Passing	27	32
Returns	3	1

### 2021 INDIVIDUAL STATISTICS

PASSING	Att	Cmp	Yds	Cmp%	Yds/Att	TD	Int	Int%	LG	Sk/Lost	Rtng	
Wentz	516	322	3563	62.4	6.91	27	5.2	7	1.4	76t	32/227	94.6
Eason	5	2	25	40.0	5.00	0	0.0	1	20.0	15	0/0	16.7
Team	521	324	3588	62.2	6.89	27	5.2	8	1.5	76t	32/227	93.5
Opponents	597	390	4203	65.3	7.04	32	5.4	19	3.2	69t	33/223	90.5

SCORING	TD TD TD TD			PAT	FG	Saf	Pts	
	Tot	Ru	Rec					Rt
Taylor	20	18	2	0			120	
Badgley	0	0	0	0	39/39	18/21	0	93
Blankenship	0	0	0	0	7/8	11/14	0	40
Pittman	6	0	6	0			0	38
Alie-Cox	4	0	4	0			0	24
Doyle	3	0	3	0			0	20
Dulin	3	0	2	1			0	18
Hilton	3	0	3	0			0	18
Hines	3	2	1	0			0	18
Pascal	3	0	3	0			0	18
Speed	2	0	0	2			0	12
P.Campbell	1	0	1	0			0	6
Jackson	1	1	0	0			0	6
Patmon	1	0	1	0			0	6
Pinter	1	0	1	0			0	6
Wentz	1	1	0	0			0	6
Team	52	22	27	3	46/47	29/35	1	451
Opponents	43	10	32	1	31/34	22/27	0	365

2-Pt Conv: Doyle, Pittman. Team 2-5.  
Opponents 5-8.

RUSHING	No.	Yds	Avg	LG	TD
Taylor	332	1811	5.5	83	18
Hines	56	276	4.9	34t	2
Wentz	57	215	3.8	18	1
Mack	28	101	3.6	22	0
Pittman	5	44	8.8	25	0
Dulin	3	32	10.7	37	0
Jackson	13	31	2.4	10	1
Pascal	2	21	10.5	12	0
Ehlinger	3	9	3.0	9	0
Team	499	2540	5.1	83	22
Opponents	420	1854	4.4	66t	10

RECEIVING	No.	Yds	Avg	LG	TD
Pittman	88	1082	12.3	57	6
Taylor	40	360	9.0	76t	2
Hines	40	310	7.8	36	1
Pascal	38	384	10.1	41	3
Doyle	29	302	10.4	34	3
Alie-Cox	24	316	13.2	37	4
Hilton	23	331	14.4	52	3
Dulin	13	173	13.3	62t	2
Granson	11	106	9.6	27	0
P.Campbell	10	162	16.2	51t	1
Strachan	2	26	13.0	16	0
Patmon	2	21	10.5	14t	1
Mack	2	8	4.0	7	0
Coutee	1	5	5.0	5	0
Pinter	1	2	2.0	2t	1
Team	324	3588	11.1	76t	27
Opponents	390	4203	10.8	69t	32

INTERCEPTIONS	No.	Yds	Avg	LG	TD
K.Moore	4	78	19.5	32	0
Leonard	4	12	3.0	7	0
Rodgers	3	24	8.0	12	0
Okereke	2	20	10.0	16	0
Willis	2	0	0.0	0	0
Odum	1	21	21.0	21	0
Franklin	1	8	8.0	8	0
Lewis	1	8	8.0	8	0
X.Rhodes	1	4	4.0	4	0
Team	19	175	9.2	32	0
Opponents	8	49	6.1	30	1

PUNTING	No.	Yds	Avg	Net Bt	In20	LG	B	
Sanchez	59	2627	44.5	39.7	1	24	79	0
Team	59	2627	44.5	39.7	1	24	79	0
Opponents	62	2750	44.4	40.6	3	26	65	2

PUNT RETURNS	Ret	FC	Yds	Avg	LG	TD
Hines	23	14	170	7.4	16	0
Team	23	14	170	7.4	16	0
Opponents	28	15	267	9.5	48	0

KICKOFF RETURNS	No.	Yds	Avg	LG	TD
Rodgers	19	501	26.4	72	0
Dulin	8	206	25.8	31	0
Hines	4	70	17.5	20	0
Pascal	1	14	14.0	14	0
Wilkins	1	17	17.0	17	0
Team	33	808	24.5	72	0
Opponents	46	988	21.5	34	0

FIELD GOALS	1-19	20-29	30-39	40-49	50+
Badgley	0/0	4/4	6/7	8/9	0/1
Blankenship	0/0	3/3	3/4	5/6	0/1
Team	0/0	7/7	9/11	13/15	0/2
Opponents	0/0	6/6	10/10	4/6	2/5

SACKS	No.
Buckner	7.0
Muhammad	6.0
Turay	5.5
Paye	4.0
Stallworth	3.0
Lewis	2.5
Willis	1.5
K.Moore	1.0
Okereke	1.0
Stewart	1.0
Odeyngbo	0.5
Team	33.0
Opponents	32.0



## INDIANAPOLIS COLTS

## 2022 COACHING STAFF

**Frank Reich, Head Coach**

**Pro Career:** Frank Reich was named head coach of the Indianapolis Colts on Feb. 11, 2018. He has 30 years of NFL experience as a player (1985-98) and coach (2006-21). In 2021, the Colts finished with a 9-8 record. The team led the NFL with seven Pro Bowl players and tied for the most Associated Press All-Pro choices with five. Running back Jonathan Taylor led the NFL with a franchise-record 1,811 rushing yards. For the first time since 2016, Indianapolis had a 1,000-yard rusher (Taylor – 1,811 yards) and 1,000-yard receiver (Michael Pittman Jr. – 1,092 yards) in the same season. Defensively, the Colts finished second in the league with 33 takeaways. The team tied for the league high in fumble recoveries (14) and tied for third in interceptions (19). Reich led Indianapolis to an 11-5 record in 2020, which was the best mark for the team dating back to 2014. The Colts were just one of four teams to finish in the top 10 in overall offense (10th) and defense (eighth). The playoff appearance was the second for Reich in his first three years at the helm. He guided Indianapolis to a 7-9 record in 2019 and helped the Colts register a top-10 rushing attack for the first time since 2001 as the team boasted the league's seventh-ranked rushing offense. In his first season as head coach in 2018, Reich led Indianapolis to a 10-6 regular-season record, including one postseason win and an appearance in the AFC Divisional round. He became just the third head coach in team history to win a playoff game in his first season at the helm. After starting the season with a 1-5 record, the Colts won nine of their final 10 regular-season games to clinch the team's first postseason berth since 2014. Indianapolis became the third team in NFL history to start a season 1-5 and make the playoffs, and just the second to win a playoff game. Reich previously served as offensive coordinator for the Philadelphia Eagles (2016-17) and was instrumental in the team's Super Bowl LII championship. He also coached for the San Diego Chargers (2013-15), Arizona Cardinals (2012) and Colts (2006-11). Reich enjoyed a 14-year playing career with the Buffalo Bills, Carolina Panthers, New York Jets and Detroit Lions after being selected by the Bills in the third round (57th overall) of the 1985 NFL Draft. Including postseason, he played in 129 career games (22 starts) and passed for 6,858 yards and 47 touchdowns. Reich is most notably known for engineering the greatest comeback in NFL history in a 1992 Wild Card playoff game against the Houston Oilers. Making his first postseason start in place of injured quarterback Jim Kelly, Reich led the Bills to a 41-38 overtime victory despite being down by 32 points early in the third quarter. Career record: 38-30.

**Background:** Played quarterback at Maryland (1981-84). As a senior, Reich rallied the Terrapins from a 31-0 deficit to defeat the Miami Hurricanes, 42-40, which, entering 2022, is tied for the fourth-greatest comeback in FBS history.

**Personal:** A native of Freeport, N.Y., Reich was born on Dec. 4, 1961. He and his wife, Linda, have three children and two grandchildren.

**ASSISTANT COACHES**

**Klayton Adams**, tight ends: born Feb. 13, 1983, Sacramento, Calif. Center Boise State 2003-04. No pro playing experience. College coach: Boise State 2005-06, Western Washington 2007-08, Sacramento State 2009-10, San Jose State 2011-12, Colorado 2013-18. Pro coach: Joined Colts in 2019.

**Tyler Boyles**, manager of coaching operations: born Dec. 5, 1990, Burlington, N.C. Shooting guard (basketball) Shawnee State 2009-12. No pro playing experience. College coach: Eastern Kentucky 2013, LaGrange College 2014, Middle Tennessee State 2015-19. Pro coach: Joined Colts in 2020.

**Gus Bradley**, defensive coordinator: born July 5, 1966, Zumbrota, Minn. Safety/punter North Dakota State 1984-88. No pro playing experience. College coach: North Dakota State 1990-91 and 1996-2005, Fort Lewis 1992-95. Pro coach: Tampa Bay Buccaneers 2006-08, Seattle Seahawks 2009-12, Jacksonville Jaguars 2013-16 (head coach), Los Angeles Chargers 2017-20, Las Vegas Raiders 2021. Joined Colts in 2022.

**Marcus Brady**, offensive coordinator: born Sept. 24, 1979, San Diego, Calif. Quarterback Cal State Northridge 1998-2001. Pro quarterback Toronto Argonauts (CFL) 2002-03, Hamilton Tiger-Cats (CFL) 2004-05, Montreal Alouettes (CFL) 2006-08. Pro coach: Montreal Alouettes (CFL) 2009-12, Toronto Argonauts (CFL) 2013-17. Joined Colts in 2018.

**Brian Bratton**, offensive quality control: born July 31, 1982, Wheeling, W.Va. Wide receiver Furman 2001-04. Pro wide receiver Baltimore Ravens 2005, Atlanta Falcons 2005, Nashville Kats (AFL) 2006, Cologne Centurions (NFL) 2006, Montreal Alouettes (CFL) 2007-12. College coach North Greenville 2013-14, Furman 2015-21. Pro coach: Joined Colts in 2022.

**Zane Fakes**, assistant strength and conditioning: born Oct. 19, 1990, Plainfield, Ind. Tight end Ball State 2009-13. No pro playing experience. College coach: Ball State 2015-17. Pro coach: Joined Colts in 2018.

**John Fox**, senior defensive assistant: born Feb. 8, 1955, Virginia Beach, Va. Defensive back San Diego State 1976-78, Southwestern (Calif.) College 1974-75. No pro playing experience. College coach: San Diego State 1978, U.S. International 1979, Boise State 1980, Long Beach State 1981, Utah 1982, Kansas 1983, Iowa State 1984, Pittsburgh 1986-88. Pro coach: Los Angeles Express (USFL) 1985, Pittsburgh Steelers 1989-91, San Diego Chargers 1992-93, Los Angeles Raiders 1994, Oakland Raiders 1995, St. Louis Rams 1996, New York Giants 1997-2001, Carolina Panthers 2002-10 (head coach), Denver Broncos 2011-14 (head coach), Chicago Bears 2015-17 (head coach). Joined Colts in 2022.

**Parks Frazier**, pass game specialist/assistant quarterbacks: born Nov. 20, 1991, Corinth, Miss. Quarterback Murray State 2012-14. No pro playing experience. College coach: Samford 2015, Middle Tennessee State 2015, Arkansas State 2016-17. Pro coach: Joined Colts in 2018.

**Joe Hastings**, assistant special teams: born May 5, 1987, Wichita, Kan. Wide receiver Washburn 2005-10. Pro wide receiver San Francisco 49ers 2011-13, Miami Dolphins 2013. College coach: Michigan 2015-17, Indiana State 2018-19, Mississippi 2020. Pro coach: Joined Colts in 2021.

**Richard Howell**, head strength and conditioning: born Feb. 19, 1972, Bladenboro, N.C. Quarterback Davidson 1990-93. No pro playing experience. College coach: Davidson 1994-98, North Carolina 1998-99. Pro coach: Barcelona Dragons (NFL) 1999. Joined Colts in 2000.

**Rusty Jones**, director of sports performance: born Aug. 14, 1953, Berwick, Maine. Attended Springfield College. No college or pro playing experience. College coach: Springfield College 1979-82. Pro coach: Buffalo Bills 1985-2004, Chicago Bears 2005-12. Joined Colts in 2018.

**Cato June**, assistant linebackers: born Nov. 18, 1979, Riverside, Calif. Safety Michigan 1998-2002. Pro linebacker Indianapolis Colts 2003-06, Tampa Bay Buccaneers 2007-08, Chicago Bears 2009. College coach: Howard 2016-19, Massachusetts 2020, Bowling Green 2021. Pro coach: Joined Colts in 2022.

**Samuel Khym**, functional movement/conditioning: born April 17, 1995, Ardsley, N.Y. Attended Michigan. No college or pro playing experience. Pro coach: Joined Colts in 2022.

**Kevin Mawae**, assistant offensive line: born Jan. 23, 1971, Savannah, Ga. Center LSU 1989-93. Pro center Seattle Seahawks 1994-97, New York Jets 1998-2005, Tennessee Titans 2006-09. Inducted into Pro Football Hall of Fame 2019. College coach: Arizona State 2018-20. Pro coach: Chicago Bears 2016. Joined Colts in 2021.

**Doug McKenney**, applied sports science/conditioning: born Aug. 16, 1958, Dover, N.H. Attended Mississippi State. No college or pro playing experience. Pro coach: Pittsburgh Penguins (NHL) 1985-89, Hartford Whalers (NHL) 1989-95, Buffalo Sabres (NHL) 1995-2015. Joined Colts in 2018.

**Scott Milanovich**, quarterbacks: born Jan. 25, 1973, Butler, Pa. Quarterback Maryland 1992-95. Pro quarterback Tampa Bay Buccaneers 1996-99, Berlin Thunder (NFL) 2000, Los Angeles Xtreme (XFL) 2001, Tampa Bay Storm (AFL) 2002, Calgary Stampeders (CFL) 2003. Pro coach: Rhein Fire (NFL) 2004-05, Cologne Centurions (NFL) 2006, Montreal Alouettes (CFL) 2007-11, Toronto Argonauts (CFL) 2012-16, Jacksonville Jaguars

## INDIANAPOLIS COLTS

2017-19, Edmonton Football Team (CFL) 2020 (head coach). Joined Colts in 2021.

**Ron Milus**, defensive backs: born Nov. 25, 1963, Tacoma, Wash. Cornerback Washington 1982-85. No pro playing experience. College coach: Washington 1991-98, Texas A&M 1999. Pro coach: Denver Broncos 2000-02 and 2011-12, Arizona Cardinals 2003, New York Giants 2004-05, St. Louis Rams 2006-08, Carolina Panthers 2009-10, San Diego/Los Angeles Chargers 2013-20, Las Vegas Raiders 2021. Joined Colts in 2022.

**Mike Mitchell**, assistant defensive backs: born June 10, 1987, Fort Thomas, Ky. Safety Ohio 2005-08. Pro safety Oakland Raiders 2009-12, Carolina Panthers 2013, Pittsburgh Steelers 2014-17, Indianapolis Colts 2018. Pro coach: Joined Colts in 2022.

**Scottie Montgomery**, running backs: born May 26, 1978, Shelby, N.C. Wide receiver Duke 1996-99. Pro wide receiver Denver Broncos 2000-02, Oakland Raiders 2003. College coach: Duke 2006-09 and 2013-15, East Carolina 2016-18, Maryland 2019-20. Pro coach: Pittsburgh Steelers 2010-12. Joined Colts in 2021.

**Nate Ollie**, defensive line: born Jan. 8, 1992, Chicago, Ill. Defensive lineman Ball State 2010-13. No pro playing experience. College coach: Tennessee 2015-17, Eastern Kentucky 2018. Pro coach: Philadelphia Eagles 2019-20, New York Jets 2021. Joined Colts in 2022.

**Matt Raich**, assistant defensive line: born Aug. 16, 1970, Monaca, Pa. Linebacker Westminster College 1989-92. No pro playing experience. College coach: Westminster College 1993-94, Robert Morris 1996-98 and 2000-02, Glenville State 1999, Duquesne 2013. Pro coach: Pittsburgh Steelers 2003-06, Arizona Cardinals 2007-12, Detroit Lions 2014-17, Cincinnati Bengals 2018, St. Louis BattleHawks (XFL) 2020. Joined Colts in 2020.

**Richard Smith**, linebackers: born Oct. 17, 1955, Los Angeles, Calif. Offensive lineman Rio Hondo (Calif.) J.C. 1975-76 and Fresno State 1977-78. No pro playing experience. College coach: Rio Hondo (Calif.) J.C. 1979-80, Cal State Fullerton 1981-83, California 1984-86, Arizona 1987. Pro coach: Houston Oilers 1988-92, Denver Broncos 1993-96 and 2011-14, San Francisco 49ers 1997-2002, Detroit Lions 2003-04, Miami Dolphins 2005, Houston Texans 2006-08, Carolina Panthers 2009-10, Atlanta Falcons 2015-16, Los Angeles Chargers 2017-20, Las Vegas Raiders 2021. Joined Colts in 2022.

**Chris Strausser**, offensive line: born Dec. 4, 1963, Cleveland, Ohio. No college or pro playing experience. College coach: Menlo College 1989, Oregon State 1990-91, Sonoma State 1992, Portland State 1993-94 and 2000, San Jose State 1995-96, Foothill College 1997-99, Boise State 2001-05 and 2007-13, Colorado 2006, Washington 2014-16. Pro coach: Denver Broncos 2017-18. Joined Colts in 2019.

**Bubba Ventrone**, special teams coordinator: born Oct. 21, 1982, Pittsburgh, Pa. Defensive back Villanova 2001-04. Pro defensive back New England Patriots 2005-08, Cleveland Browns 2009-12, San Francisco 49ers 2013-14. Pro coach: New England Patriots 2015-17. Joined Colts in 2018.

**Reggie Wayne**, wide receivers: born Nov. 17, 1978, New Orleans, La. Wide receiver Miami (Fla.) 1997-2000. Pro wide receiver Indianapolis Colts 2001-14. No college coaching experience. Pro coach: Joined Colts in 2022.

### RECORD HOLDERS

#### INDIVIDUAL RECORDS—CAREER

Rushing (Yds.)	Edgerrin James, 1999-2005	9,226
Passing (Yds.)	Peyton Manning, 1998-2011	54,828
Passing (TDs)	Peyton Manning, 1998-2011	399
Receiving (No.)	Marvin Harrison, 1996-2008	1,102
Receiving (Yds.)	Marvin Harrison, 1996-2008	14,580
Interceptions	Bobby Boyd, 1960-68	57
Punting (Avg.)	Pat McAfee, 2009-16	46.4
Punt Return (Avg.)	Ron Gardin, 1970-71	13.5
Kickoff Return (Avg.)	Jim Duncan, 1969-71	32.6
Field Goals	Adam Vinatieri, 2006-19	336
Touchdowns (Tot.)	Marvin Harrison, 1996-2008	128
Points	Adam Vinatieri, 2006-19	1,515
*Sacks	Robert Mathis, 2003-16	123.0

#### INDIVIDUAL RECORDS—SINGLE SEASON

Rushing (Yds.)	Jonathan Taylor, 2021	1,811
Passing (Yds.)	Andrew Luck, 2014	4,761
Passing (TDs)	Peyton Manning, 2004	49
Receiving (No.)	Marvin Harrison, 2002	143
Receiving (Yds.)	Marvin Harrison, 2002	1,722
Interceptions	Tom Keane, 1953	11
Punting (Avg.)	Pat McAfee, 2016	49.3
Punt Return (Avg.)	T.J. Rushing, 2007	13.1
Kickoff Return (Avg.)	Jim Duncan, 1970	35.4
Field Goals	Mike Vanderjagt, 2003	37
Touchdowns (Tot.)	Lenny Moore, 1964	20
	Jonathan Taylor, 2021	20
Points	Mike Vanderjagt, 2003	157
*Sacks	Robert Mathis, 2013	19.5

#### INDIVIDUAL RECORDS—SINGLE GAME

Rushing (Yds.)	Jonathan Taylor, 1-3-21	253
Passing (Yds.)	Peyton Manning, 10-31-04	472
Passing (TDs)	Peyton Manning, 9-28-03, 11-25-04	6
Receiving (No.)	Reggie Wayne, 10-3-10	15
Receiving (Yds.)	Raymond Berry, 11-10-57	224
Interceptions	Many times	3
	Last time by Mike Prior, 12-20-92	
Field Goals	Many times	5
	Last time by Adam Vinatieri, 10-9-16	
Touchdowns (Tot.)	Jonathan Taylor, 11-21-21	5
Points	Jonathan Taylor, 11-21-21	30
*Sacks	Johnie Cooks, 11-25-84	4.5

*\*Sacks became an official statistic in 1982*

## INDIANAPOLIS COLTS

## 2022 VETERAN ROSTER

No.	Name	Pos.	Ht.	Wt.	Birthdate	NFL Exp.	College	Hometown	How Acq.	'21 Games/ Starts
81	Alie-Cox, Mo	TE	6-5	267	9/19/93	5	Virginia Commonwealth	Middleburg, Va.	FA-17	17/7
52	Banogu, Ben	DE	6-4	250	1/19/96	4	TCU	McKinney, Texas	D2-19	9/0
32	Blackmon, Julian	S	6-0	202	8/24/98	3	Utah	Layton, Utah	D3-20	6/6
3	Blankenship, Rodrigo	K	6-1	189	1/29/97	3	Georgia	Marietta, Ga.	FA-20	5/0
38	Brown, Tony	CB	6-0	199	7/13/95	4	Alabama	Beaumont, Texas	FA-22	0*
99	Buckner, DeForest	DT	6-7	295	3/17/94	7	Oregon	Waianae, Hawaii	T(SF)-20	17/16
1	Campbell, Parris	WR	6-1	208	7/16/97	4	Ohio State	Akron, Ohio	D2-19	6/3
47	Chesley, Anthony	CB	6-0	190	5/31/96	2	Coastal Carolina	Temple Hills, Md.	FA-21	9/0
92	Cline, Kameron	DE	6-4	275	2/19/98	2	South Dakota	San Diego, Calif.	FA-20	1/0
15	Coutee, Keke	WR	5-11	180	1/14/97	4	Texas Tech	Lufkin, Texas	FA-21	2/0
16	Dulin, Ashton	WR	6-2	215	5/15/97	4	Malone	Reynoldsburg, Ohio	FA-19	17/1
4	Ehlinger, Sam	QB	6-2	225	9/30/98	2	Texas	Austin, Texas	D6-21	3/0
31	Facyson, Brandon	CB	6-2	197	9/8/94	5	Virginia Tech	Newnan, Ga.	UFA(LV)-22	12/9*
9	Foles, Nick	QB	6-6	243	1/20/89	11	Arizona	Austin, Texas	FA-22	1/1*
44	Franklin, Zaire	LB	6-0	235	7/2/96	5	Syracuse	Philadelphia, Pa.	D7-18	17/13
75	Fries, Will	G/T	6-6	305	4/4/98	2	Penn State	Staten Island, N.Y.	D7-21	2/0
5	Gilmore, Stephen	CB	6-0	190	9/19/90	11	South Carolina	Rock Hill, S.C.	UFA(Car)-22	8/3*
59	Glasgow, Jordan	LB	6-0	225	6/28/96	3	Michigan	Aurora, Ill.	D6-20	12/0
83	Granson, Kylen	TE	6-3	242	3/27/98	2	Southern Methodist	Austin, Texas	D4-21	17/0
12	Harris, DeMichael	WR	5-9	185	7/12/98	2	Southern Mississippi	Vicksburg, Miss.	FA-20	2/0
21	Hines, Nyheim	RB	5-9	196	11/12/96	5	North Carolina State	Garner, N.C.	D4-18	17/4
35	Jackson, Deon	RB	5-11	216	2/18/99	2	Duke	Atlanta, Ga.	FA-21	9/0
73	Kelly, Dennis	T	6-8	321	1/16/90	10	Purdue	Chicago Heights, Ill.	FA-22	10/4*
78	Kelly, Ryan	C	6-4	307	5/30/93	7	Alabama	West Chester, Ohio	D1-16	14/14
66	Kemp, Brandon	T	6-7	310	1/18/97	2	Valdosta State	Atlanta, Ga.	FA-22	0*
36	King, Brandon	LB	6-2	220	6/8/93	8	Auburn	Alabaster, Ala.	UFA(NE)-22	16/0*
53	Leonard, Darius	LB	6-2	230	7/27/95	5	South Carolina State	Lake View, S.C.	D2-18	16/16
94	Lewis, Tyquan	DE	6-3	267	1/30/95	5	Ohio State	Tarboro, N.C.	D2-18	8/1
30	Lindsay, Phillip	RB	5-8	190	7/24/94	5	Colorado	Denver, Colo.	FA-22	14/1*
96	McIntosh, R.J.	DT	6-5	286	6/2/96	4	Miami (Fla.)	Fort Lauderdale, Fla.	FA-22	0*
26	McLeod, Rodney	S	5-10	195	6/23/90	11	Virginia	Hyattsville, Md.	UFA(Phi)-22	13/13*
23	Moore II, Kenny	CB	5-9	190	8/23/95	6	Valdosta State	Valdosta, Ga.	W(NE)-17	17/17
56	Nelson, Quenton	G	6-5	330	3/19/96	5	Notre Dame	Holmdel, N.J.	D1-18	13/13
91	Ngakoue, Yannick	DE	6-2	246	3/31/95	7	Maryland	Washington, D.C.	T(LV)-22	17/17*
54	Odeyingbo, Dayo	DE	6-6	286	9/24/99	2	Vanderbilt	Brooklyn, N.Y.	D2-21	10/0
58	Okereke, Bobby	LB	6-2	235	7/29/96	4	Stanford	Santa Ana, Calif.	D3-19	17/17
10	Patmon, Dezmon	WR	6-4	225	8/6/98	3	Washington State	San Diego, Calif.	D6-20	8/0
51	Paye, Kwity	DE	6-3	265	11/19/98	2	Michigan	Providence, R.I.	D1-21	15/15
63	Pinter, Danny	G	6-4	301	6/19/96	3	Ball State	South Bend, Ind.	D5-20	16/3
11	Pittman Jr., Michael	WR	6-4	223	10/5/97	3	Southern California	Woodland Hills, Calif.	D2-20	17/17
69	Pryor, Matt	T	6-7	332	12/16/94	5	TCU	Long Beach, Calif.	T(Phi)-21	17/5
29	Redmond, Will	S	5-11	186	12/28/93	7	Mississippi State	Memphis, Tenn.	FA-21	3/0
46	Rhodes, Luke	LS	6-2	238	12/2/92	6	William & Mary	Hollidaysburg, Pa.	FA-16	16/0
34	Rodgers, Isaiah	CB	5-10	176	1/7/98	3	Massachusetts	Tampa, Fla.	D6-20	17/1
2	Ryan, Matt	QB	6-4	217	5/17/85	15	Boston College	Exton, Pa.	T(Atl)-22	17/17*
8	Sanchez, Rigoberto	P	6-0	195	9/8/94	6	Hawaii	Chico, Calif.	FA-17	17/0
72	Smith, Braden	T	6-6	312	3/25/96	5	Auburn	Olathe, Kan.	D2-18	11/11
45	Speed, E.J.	LB	6-4	227	6/1/95	4	Tarleton State	Fort Worth, Texas	D5-19	17/1
90	Stewart, Grover	DT	6-4	314	10/20/93	6	Albany State	Camilla, Ga.	D4-17	17/17
17	Strachan, Mike	WR	6-5	225	8/13/97	2	Charleston	Freeport, Bahamas	D7-21	6/0
28	Taylor, Jonathan	RB	5-10	226	1/19/99	3	Wisconsin	Salem, N.J.	D2-20	17/17
39	Tell III, Marvell	CB	6-2	195	8/2/96	2	Southern California	Pasadena, Calif.	D5-19	0*
33	Watts, Armani	S	5-11	205	3/19/96	5	Texas A&M	Forney, Texas	FA-22	16/0*
95	Williams, Chris	DT	6-2	300	6/16/98	2	Wagner	Brooklyn, N.Y.	FA-20	8/0
43	Williams, Ty'Son	RB	6-0	220	9/4/96	2	Brigham Young	Sumter, S.C.	FA-22	13/3*
37	Willis, Khari	S	5-11	215	5/7/96	4	Michigan State	Jackson, Mich.	D4-19	11/11

\* Brown last active with Cincinnati in '20; Facyson played 12 games with Las Vegas; Foles played one game with Chicago; Gilmore played eight games with Carolina; D.Kelly played 10 games with Green Bay; Kemp missed '21 season because of injury; King played 16 games with New England; Lindsay played 10 games with Houston and four with Miami; McIntosh last active with New York Giants in '19; McLeod played 13 games with Philadelphia; Ngakoue played 17 games with Las Vegas; Ryan played 17 games with Atlanta; Tell last active with Indianapolis in '19; Watts played 16 games with Kansas City; T.Williams played 13 games with Baltimore.

## INDIANAPOLIS COLTS

t - Colts traded for Ngakoue (LV) and Ryan (ATL).

Players lost through unrestricted free agency (10): LB Matthew Adams (CHI, 17 games in '21); T Julián Davenport (nine); G Mark Glowinski (NYG, 16); RB Marlon Mack (HOU, 6); DE Al-Quadin Muhammad (CHI, 17); S George Odum (SF, 17); WR Zach Pascal (PHI, 16); G Chris Reed (MIN, 14); DE Isaac Rochell (CLE, 12); DE Kemoko Turay (SF, 13).

Also played with Colts in '21—S Jahleel Addae (nine games); K Michael Badgley (12); CB T.J. Carrie (11); TE Jack Doyle (17); T Eric Fisher (15); WR T.Y. Hilton (10); LB Malik Jefferson (one); CB Xavier Rhodes (13); DT Taylor Stallworth (16); QB Carson Wentz (17); CB Rock Ya-Sin (13).

### FIRST-YEAR ROSTER

Name	Pos.	Ht.	Wt.	Birthdate	College	Hometown	How Acq.
Brooks, Curtis	DT	6-2	287	2/6/98	Cincinnati	Danville, Va.	D6
Coan, Jack	QB	6-3	218	12/8/98	Notre Dame	Sayville, N.Y.	FA
Crawford, Kekoa	WR	6-0	192	2/10/98	California	Pasadena, Calif.	FA
Cross, Nick	S	6-0	212	9/10/01	Maryland	Bowie, Md.	D3
Dabo, Marcel	DB	6-0	208	1/10/00	Stuttgart	Reutlingen, Germany	FA
Denbow, Trevor	S	5-10	208	8/26/98	Southern Methodist	Corsicana, Texas	FA
Domann, JoJo	LB	6-1	230	7/28/97	Nebraska	Colorado Springs, Colo.	FA
Ferneau, Ethan	WR	5-11	195	3/2/98	UCLA	Dripping Springs, Texas	FA
Flowers, Dallis	CB	6-1	196	6/4/97	Pittsburg State	Chicago, Ill.	FA
French, Wesley	C	6-4	307	11/30/96	Western Michigan	Benton Harbor, Mich.	FA
Jacobson, Michael (1)	TE	6-7	244	4/4/97	Iowa State	Waukeke, Iowa	FA-21
Johnson II, Eric	DT	6-4	299	7/16/98	Missouri State	Plainfield, Ill.	D5
Kalinic, Nikola	TE	6-4	245	1/21/97	York University	Toronto, Ontario	FA
Murray, Jordan	T	6-9	325	5/17/97	North Texas	Coppell, Texas	FA
Myers, Alex (1)	CB	5-11	192	4/20/96	Houston	Houston, Texas	FA-21
Nacua, Samson	WR	6-3	206	1/20/98	Brigham Young	Provo, Utah	FA
O'Donnell, Carter (1)	G/T	6-5	305	12/23/98	Alberta	Calgary, Alberta	FA-20
Ogletree, Drew	TE	6-5	260	7/28/98	Youngstown State	Northridge, Ohio	D6
Patchan, Scott	DE	6-4	251	2/4/97	Colorado State	Tampa, Fla.	FA
Pierce, Alec	WR	6-3	211	5/2/00	Cincinnati	Glen Ellyn, Ill.	D2
Price, D'Vonte	RB	6-1	210	6/2/99	Florida International	Punta Gorda, Fla.	FA
Raimann, Bernhard	T	6-6	303	9/23/97	Central Michigan	Steinbrunn, Austria	D3
Rhyné, Forrest	LB	6-1	233	5/29/99	Villanova	Waynesboro, Pa.	FA
Seltzner, Josh	G	6-4	309	12/2/98	Wisconsin	Columbus, Wis.	FA
Skalski, James	LB	6-0	228	2/2/98	Clemson	Sharpsburg, Ga.	FA
Thomas II, Rodney	DB	6-1	196	6/26/98	Yale	Pittsburgh, Pa.	D7
Van Demark, Ryan	T	6-6	307	3/22/98	Connecticut	Wayne, N.J.	FA
Verdell, CJ	RB	5-7	202	8/16/99	Oregon	Chula Vista, Calif.	FA
Verity, Jake (1)	K	6-1	197	12/23/97	East Carolina	Bremen, Ga.	FA
Weatherford, Sterling	LB	6-4	224	1/26/99	Miami (Ohio)	Cicero, Ind.	FA
Wick, Cullen	DE	6-3	267	3/10/98	Tulsa	Hallettsville, Texas	FA
Wilcox, Chris (1)	CB	6-2	195	10/30/97	Brigham Young	Fontana, Calif.	W(TB)-21
Williams III, McKinley	DT	6-3	289	3/25/98	Syracuse	Miramar, Fla.	FA
Woods, Jelani	TE	6-7	253	10/9/98	Virginia	Ellenwood, Ga.	D3
Young Jr., Michael	WR	5-10	190	2/11/99	Cincinnati	Saint Rose, La.	FA

The term **NFL Rookie** is defined as a player who is in his first season of professional football and has not been on the roster of another professional football team for any regular-season or postseason games. A **Rookie** is designated by an "R" on NFL rosters. Players who have been active in another professional football league or players who have NFL experience, including either preseason training camp or being on an Active List or Inactive List, or on Reserve/Injured or Reserve/Physically Unable to Perform for fewer than six regular-season games, are termed **NFL First-Year Players**. An **NFL First-Year Player** is designated by a "1" on NFL rosters. Thereafter, a player is credited with an additional year of experience for each season in which he accumulates six games on the Active List or Inactive List, or on Reserve/Injured or Reserve/Physically Unable to Perform.

Log on to [www.colts.com](http://www.colts.com) for an up-to-date roster.

# JACKSONVILLE JAGUARS



American Football Conference  
South Division

**TIAA Bank Field**  
1 TIAA Bank Field Drive  
Jacksonville, FL 32202  
Telephone: (904) 633-6000

Team Colors: Teal, Black and Gold

## 2022 SCHEDULE

### PRESEASON

Aug. 4 vs Las Vegas (Canton) ... 8:00 PM  
Aug. 12 Cleveland ..... 7:00 PM  
Aug. 20 Pittsburgh ..... 7:00 PM  
Aug. 27 at Atlanta ..... 3:00 PM

### REGULAR SEASON

Sept. 11 at Washington ..... 1:00 PM  
Sept. 18 Indianapolis ..... 1:00 PM  
Sept. 25 at L.A. Chargers ..... 4:05 PM  
Oct. 2 at Philadelphia ..... 1:00 PM  
Oct. 9 Houston ..... 1:00 PM  
Oct. 16 at Indianapolis ..... 1:00 PM  
Oct. 23 N.Y. Giants ..... 1:00 PM  
Oct. 30 vs Denver (London) ..... 9:30 AM  
Nov. 6 Las Vegas ..... 1:00 PM  
Nov. 13 at Kansas City ..... 1:00 PM  
BYE  
Nov. 27 Baltimore ..... 1:00 PM  
Dec. 4 at Detroit ..... 1:00 PM  
Dec. 11 at Tennessee ..... 1:00 PM  
Dec. 18 Dallas ..... 1:00 PM  
Dec. 22 at N.Y. Jets (Thu) ..... 8:15 PM  
Jan. 1 at Houston ..... 1:00 PM  
Jan. 7/8 Tennessee ..... TBD  
*\*All times ET*

**Stadium:** TIAA Bank Field  
1 TIAA Bank Field Drive  
Jacksonville, FL 32202

**Opened:** 1995  
**Capacity:** 67,858  
**Playing Surface:** Grass

### Training Camp:

TIAA Bank Field  
1 TIAA Bank Field Drive  
Jacksonville, FL 32202

## CLUB OFFICIALS

Owner: Shad Khan  
President: Mark Lamping  
General Manager: Trent Baalke  
Chief Football Strategy Officer: Tony Khan  
Chief Operating Officer: Chad Johnson  
Executive Vice President and Chief Legal Officer: Megha Parekh  
Senior Vice President of Corporate Partnerships: Scott Massey  
Senior Vice President and Chief Community Impact Officer: Whitney Meyer  
Senior Vice President of Real Estate and Development: Drew Frick  
Senior Vice President and Chief Financial Officer: Mark Sirola  
Senior Vice President of Jaguars Foundation and Community Impact: Peter Racine  
Vice President of People and Culture: Jessica Jones  
Assistant General Manager: Ethan Waugh  
Director of College Scouting: Michael Davis  
Director of Roster Management: Trip MacCracken  
Director of Player Assessment: Ryan Stamper  
Director of Player Engagement and Youth Football: Marcus Pollard  
Director of Football Administration: Tim Walsh  
Player Personnel Coordinator: Drew Hughes  
National Scouts: Tom McConnaughey, John Stevenson  
Area Scouts: Dave McCloughan, Ricky Thomas Jr.  
College Scouts: Casey Belongia, Jason DesJarlais, Jarrod Highberger, Marty Miller, Antonio Robinson, Brian Squeglia  
Pro Scout: Joseph S. Anile IV  
Vice President of Football Analytics: Eugene Shen  
Vice President of Player Health & Performance: Jeff Ferguson  
Senior Director of Football Technology and Special Projects: Mike Perkins  
Director of Football Operations: Hamzah Ahmad  
Director of Team Security: Skip Richardson  
Director of Performance Nutrition: Mindy Black  
Head Equipment Manager: Jimmy Luck  
Vice President of Production: Patrick Kavanagh  
Vice President of Partnership Activations: Anne Boccuzzi  
Vice President of Decision Science: Arri Landsman-Roos  
Vice President of Sales and Service: Chris Gargani  
Vice President and Chief Information Officer: Mike Webb  
Vice President of UK Operations: Maria Gigante  
Vice President of Facility Operations: Ryan Prep  
Vice President of Social Responsibility and Impact: T-Neisha Tate  
Vice President of Corporate Partnerships: Mike DeMartino  
Vice President, Partnership Development: Matt Rickoff  
Director of Public Relations: Alex Brooks  
Director of Communications: Amanda Holt  
Manager of Public Relations: David Wolf  
Football Communications Coordinator: Dylan Morton

## COACHING HISTORY (187-260-0)

*Records include postseason games*

1995-2002 Tom Coughlin ..... 72-64-0  
2003-11 Jack Del Rio\* ..... 69-73-0  
2011 Mel Tucker ..... 2-3-0  
2012 Mike Mularkey ..... 2-14-0  
2013-16 Gus Bradley\*\* ..... 14-48-0  
2016-20 Doug Marrone ..... 25-44-0  
2021 Urban Meyer\*\*\* ..... 2-11-0  
2021 Darrell Bevell ..... 1-3-0  
2022- Doug Pederson ..... 0-0-0  
*\*Released after 11 games in 2011  
\*\*Released after 14 games in 2016  
\*\*\*Released after 13 games in 2021*

## PAID ATTENDANCE, 2021

Home 465,565 Away 494,673  
Total 960,238  
Single-game home record,  
74,143 (12/28/98), TIAA Bank Field  
84,361 (9/24/17), Wembley Stadium  
Single-season home record,  
561,472 (1998)

## 2022 DRAFT CHOICES

Rd	Name	Pos	College
1	Travon Walker	OLB	Georgia
1	Devin Lloyd	LB	Utah
3	Luke Fortner	OL	Kentucky
3	Chad Muma	LB	Wyoming
5	Snoop Conner	RB	Mississippi
6	Gregory Junior	CB	Ouachita Baptist
7	Montaric Brown	CB	Arkansas

# JACKSONVILLE JAGUARS

## 2021 TEAM RECORD

### REGULAR SEASON (3-14)

Date	Opponent	Result
Sept. 12	at Houston	L 21-37
Sept. 19	DENVER	L 13-23
Sept. 26	ARIZONA	L 19-31
Sept. 30	at Cincinnati	L 21-24
Oct. 10	TENNESSEE	L 19-37
Oct. 17	MIAMI	W 23-20
Oct. 31	at Seattle	L 7-31
Nov. 7	BUFFALO	W 9-6
Nov. 14	at Indianapolis	L 17-23
Nov. 21	SAN FRANCISCO	L 10-30
Nov. 28	ATLANTA	L 14-21
Dec. 5	at L.A. Rams	L 7-37
Dec. 12	at Tennessee	L 0-20
Dec. 19	HOUSTON	L 16-30
Dec. 26	at N.Y. Jets	L 21-26
Jan. 2	at New England	L 10-50
Jan. 9	INDIANAPOLIS	W 26-11

### SCORE BY PERIODS

Team	48	82	44	79	0	—	253
Opponents	119	129	116	93	0	—	457

## 2021 TEAM STATISTICS

	Team	Opp.
Total First Downs	304	351
Rushing	92	124
Passing	178	198
Penalty	34	29
3rd Down: Made/Att	76/212	95/221
3rd Down Pct.	35.8	43.0
4th Down: Made/Att	18/31	14/21
4th Down Pct.	58.1	66.7
Possession Avg.	27:22	32:38
Total Net Yards	5191	6002
Avg. Per Game	305.4	353.1
Total Plays	1028	1068
Avg. Per Play	5.0	5.6
Net Yards Rushing	1755	2127
Avg. Per Game	103.2	125.1
Total Rushes	392	493
Net Yards Passing	3436	3875
Avg. Per Game	202.1	227.9
Sacked/Yards Lost	32/238	32/236
Gross Yards	3674	4111
Att./Completions	604/361	543/377
Completion Pct.	59.8	69.4
Had Intercepted	17	7
Punts/Average	72/46.3	64/45.0
Net Punting Avg.	72/43.3	64/40.7
Penalties/Yards	104/856	104/879
Fumbles/Ball Lost	21/12	12/2
Touchdowns	28	52
Rushing	13	22
Passing	12	24
Returns	3	6

## 2021 INDIVIDUAL STATISTICS

PASSING	Att	Cmp	Yds	Cmp%	Yds/Att	TD	TD%	Int	Int%	LG	Sk/Lost	Rtng
Lawrence	602	359	3641	59.6	6.05	12	2.0	17	2.8	58	32/238	71.9
Beathard	2	2	33	100.0	16.50	0	0.0	0	0.0	28	0/0	118.8
Team	604	361	3674	59.8	6.08	12	2.0	17	2.8	58	32/238	72.1
Opponents	543	377	4111	69.4	7.57	24	4.4	7	1.3	55	32/236	100.8

### TD TD TD TD

SCORING	Tot	Ru	Rec	Rt	PAT	FG	Saf	Pts
Wright	0	0	0	0	13/15	21/24	0	76
J.Robinson	8	8	0	0	0	0	0	48
Agnew	4	1	1	2	0	0	0	24
M.Jones	4	0	4	0	0	0	0	24
Chark	2	0	2	0	0	0	0	12
Lawrence	2	2	0	0	0	0	0	12
Ogunbowale	2	1	1	0	0	0	0	12
Austin	1	0	1	0	0	0	0	6
Hollister	1	0	1	0	0	0	0	6
Hyde	1	1	0	0	0	0	0	6
Manhertz	1	0	1	0	0	0	0	6
Richardson	1	0	0	1	0	0	0	6
Treadwell	1	0	1	0	0	0	0	6
Lambo	0	0	0	0	5/7	0/3	0	5
Arnold	0	0	0	0	0	0	0	2
O'Shaughnessy	0	0	0	0	0	0	0	2
Team	28	13	12	3	18/22	21/27	0	253
Opponents	52	22	24	6	47/50	32/36	0	457

2-Pt Conv: Arnold, O'Shaughnessy; Team 2-6, Opponents 1-2.

### RUSHING

No.	Yds	Avg	LG	TD	
J.Robinson	164	767	4.7	58	8
Lawrence	73	334	4.6	26	2
Hyde	72	253	3.5	18	1
Ogunbowale	43	137	3.2	12	1
Agnew	7	111	15.9	66t	1
Armstead	15	80	5.3	26	0
Shenault	11	41	3.7	11	0
Austin	3	21	7.0	8	0
Sargent	1	2	2.0	2	0
Wingard	1	4	4.0	4	0
Cottrell	1	3	3.0	3	0
Beathard	1	2	2.0	2	0
Team	392	1755	4.5	66t	13
Opponents	493	2127	4.3	52t	22

### RECEIVING

No.	Yds	Avg	LG	TD	
M. Jones	73	832	11.4	33	4
Shenault	63	619	9.8	58	0
Arnold	28	324	11.6	28	0
Treadwell	33	434	13.2	41	1
J.Robinson	31	222	7.2	26	0
O'Shaughnessy	24	244	10.2	30	0
Agnew	24	229	9.5	29	1
Austin	24	213	8.9	25	1
Ogunbowale	13	114	8.8	28t	1
Hyde	12	65	5.4	9	0
Hollister	9	55	6.1	11	1
Chark	7	154	22.0	41t	2
Farrell	7	56	8.0	21	0
Manhertz	6	71	11.8	22t	1
Armstead	3	16	5.3	9	0
T.Johnson	2	16	8.0	10	0
Mickens	2	10	5.0	12	0
Team	361	3674	10.2	58	12
Opponents	377	4111	10.9	55	24

### INTERCEPTIONS

No.	Yds	Avg	LG	TD	
Campbell	2	3	1.5	3	0
Wingard	1	23	23.0	23	0
J.Allen	1	11	11.0	11	0
Lawson	1	11	11.0	11	0
Ford	1	8	8.0	8	0
Wilson	1	1	1.0	1	0
Team	7	57	8.1	23	0
Opponents	17	165	9.7	33	1

### PUNTING

No.	Yds	Avg	Net TB	In20	LG	B		
Cooke	64	3026	47.3	43.6	1	28	68	1
Charlton	3	152	50.7	41.7	1	0	57	0
Scott	4	159	39.8	39.8	0	0	47	0
Team	72	3337	46.3	43.3	2	28	68	1
Opponents	64	2882	45.0	40.7	6	25	59	0

### PUNT

RETURNS	Ret	FC	Yds	Avg	LG	TD
Mickens	6	9	82	13.7	48	0
Agnew	11	21	74	6.7	14	0
Austin	2	0	3	1.5	3	0
Team	19	30	159	8.4	48	0
Opponents	22	30	180	8.2	27	0

### KICKOFF

RETURNS	No.	Yds	Avg	LG	TD
Agnew	22	525	23.9	102t	1
Mickens	8	173	21.6	29	0
Claybrooks	5	88	17.6	25	0
Arnold	1	13	13.0	13	0
Team	36	799	22.2	102t	1
Opponents	38	1115	29.3	102t	3

### FIELD

GOALS	1-19	20-29	30-39	40-49	50+
Wright	0/0	7/7	7/7	3/4	4/6
Lambo	0/0	0/0	0/0	0/1	0/2
Team	0/0	7/7	7/7	3/5	4/8
Opponents	0/0	10/10	8/8	12/14	2/4

### SACKS

No.	
J.Allen	7.5
Smoot	6.0
Gotis	3.0
Robertson-Harris	3.0
Wilson	3.0
M. Brown	2.0
Bryan	2.0
Ward	2.0
Chaisson	1.0
Hamilton	1.0
Wingard	1.0
Ford	0.5
Team	32.0
Opponents	32.0

## JACKSONVILLE JAGUARS

## 2022 COACHING STAFF

**Doug Pederson, Head Coach**

**Pro Career:** Two-time Super Bowl champion Doug Pederson was named the eighth head coach in Jaguars history on Feb. 3, 2022. He joins the Jaguars after most recently spending five seasons as the head coach (2016-20) of the Philadelphia Eagles, compiling a 46-39-1 record during the regular season and postseason. During his time in Philadelphia, the Eagles made the playoffs in three consecutive seasons (2017-19) and won two NFC East titles (2017 and 2019). In 2017, Pederson led the Eagles to their first-ever Super Bowl Championship in Super Bowl LII with a 41-33 victory against the Patriots. Prior to arriving in Philadelphia, Pederson served as the offensive coordinator of the Kansas City Chiefs from 2013-15, helping the team post a 31-17 regular-season record over three seasons. Pederson helped QB Alex Smith experience the most productive stretch of his career with three consecutive 3,000-yard seasons. Before joining Kansas City, Pederson coached the quarterbacks in Philadelphia from 2011-12. In his first year in that role, Pederson saw Michael Vick become the second quarterback in NFL history to top the 3,000-yard passing and 500-yard rushing plateaus in consecutive seasons. A 12-year NFL veteran, Pederson played quarterback for the Green Bay Packers, Miami Dolphins, Philadelphia Eagles and Cleveland Browns after originally being drafted by the Carolina Panthers in the 1995 expansion draft. He was coached by three of the most successful coaches in NFL history: Don Shula, Mike Holmgren and Andy Reid. Pederson played for Green Bay from 1996-98 and 2001-04 and was part of Packers teams that won Super Bowl XXXI, two NFC championships (1996 and 1997) and six division titles.

**Background:** The Bellingham, Wash., native attended Northeast Louisiana (now Louisiana Monroe), where he was a three-year starter at quarterback. He finished his career with 6,445 yards and 33 touchdowns on 571-of-1,032 passing. Made his coaching debut as head coach at Calvary Baptist Academy in Shreveport, La., from 2005-08.

**Personal:** Born Jan. 31, 1968. He and his wife, Jeannie, have three sons, Drew, Josh and Joel.

**ASSISTANT COACHES**

**Richard Angulo,** tight ends: born Aug. 13, 1980, Santa Ana, Calif. Tight end Western New Mexico. Pro tight end St. Louis Rams 2003, Minnesota Vikings 2005, Jacksonville Jaguars 2007-08. College coach: Trinity International 2012-13. Pro coach: Baltimore Ravens 2014-21. Joined Jaguars in 2022.

**Andrew Breiner,** assistant quarterbacks: born July 9, 1984, Hummelstown, Pa. Wide receiver Lock Haven 2003-06. No pro playing experience. College coach: Lock Haven 2006, Allegheny 2007-08, Connecticut 2009-11, Fordham 2012-17,

Mississippi State 2018-19, Florida International 2021. Pro coach: Philadelphia Eagles 2020. Joined Jaguars in 2022.

**Brentson Buckner,** defensive line: born Sept. 30, 1971, Columbus, Ga. Defensive lineman Clemson 1990-93. Pro defensive lineman Pittsburgh Steelers 1994-96, Cincinnati Bengals 1997, San Francisco 49ers 1998-2000 and Carolina Panthers 2001-05. College coach: Northside Christian Academy 2008-09. Pro coach: Arizona Cardinals 2013-17, Tampa Bay Buccaneers 2018, Las Vegas Raiders 2019, Arizona Cardinals 2020-21. Joined Jaguars in 2022.

**Mike Caldwell,** defensive coordinator: born Aug. 31, 1971, Oak Ridge, Tenn. Linebacker Middle Tennessee State 1989-92. Pro linebacker Cleveland Browns 1993-95, Baltimore Ravens 1996, Arizona Cardinals 1997, Philadelphia Eagles 1998-2001, Chicago Bears 2002, Carolina Panthers 2003. Pro coach: Philadelphia Eagles 2008-12, Arizona Cardinals 2013-14, New York Jets 2015-18, Tampa Bay Buccaneers 2019-21. Joined Jaguars in 2022.

**Jim Bob Cooter,** passing game coordinator: born July 3, 1984, Fayetteville, Tenn. Quarterback Tennessee 2002-05. No pro playing experience. College coach: Tennessee 2007-08. Pro coach: Indianapolis Colts 2009-11, Kansas City Chiefs 2012, Denver Broncos 2013, Detroit Lions 2014-18, New York Jets 2019-20. Joined Jaguars in 2022.

**Heath Farwell,** special teams coordinator: born Dec. 31, 1981, Corona, Calif. Linebacker San Jose State 2000, San Diego State 2002-04. Pro linebacker: Minnesota Vikings 2005-10, Seattle Seahawks 2011-14. Pro coach: Seattle Seahawks 2016-17, Carolina Panthers 2018, Buffalo Bills 2019-21. Joined Jaguars in 2022.

**Tony Gilbert,** inside linebackers: born Oct. 5, 1974, Bethlehem, Pa. Linebacker Georgia 2000-03. Pro linebacker Arizona Cardinals 2003, Jacksonville Jaguars 2003-07 and 2010, Atlanta Falcons 2008-09. College coach: Georgia 2011, Auburn 2012, East Mississippi C.C. 2013, Georgia Military College 2013, John Milledge Academy 2014, North Carolina 2015-17, Central Florida 2018-19. Pro coach: Joined Jaguars in 2020.

**Cody Grimm,** safeties: born Feb. 26, 1987, Fairfax, Va. Safety Virginia Tech 2006-09. No pro playing experience. College coach: Virginia Tech 2014-17. Pro safety: Tampa Bay Buccaneers 2010-12. Pro coach: Tampa Bay Buccaneers 2019-21. Joined Jaguars in 2022.

**Chris Jackson,** wide receivers: born Feb. 26, 1975, Bristol, Pa. Offensive linemen Orange Coast

College 1994-95, Washington State 1996-97. Pro wide receiver: Tampa Bay Buccaneers 1998, Seattle Seahawks 1999, Tennessee Titans 2000, Green Bay Packers 2002-03, Miami Dolphins 2003. Pro coach: Chicago Bears. Joined Jaguars in 2022.

**Mike McCoy,** quarterbacks: born April 1, 1972, San Francisco, Calif. Quarterback Long Beach State 1990-91, Utah 1993-94. Pro quarterback Denver Broncos 1995, Green Bay Packers 1995, San Francisco 49ers 1997, Philadelphia Eagles 1998. Pro coach: Carolina Panthers 2000-08, Denver Broncos 2009-12, San Diego Chargers 2013-16 (head coach), Denver Broncos 2017, Arizona Cardinals 2018. Joined Jaguars in 2022.

**Bernie Parmalee,** running backs: born Sept. 16, 1967, Jersey City, N.J. Running back Ball State 1988-91. Pro running back Miami Dolphins 1992-98, New York Jets 1999-2000. College coach: Notre Dame 2005-09. Pro coach: Miami Dolphins 2002-04, Kansas City Chiefs 2010-12, Oakland Raiders 2015-17, Atlanta Falcons 2018-20. Joined Jaguars in 2021.

**Phil Rauscher,** offensive line: born June 2, 1985, Carlsbad, Calif. Offensive lineman UCLA 2003-05. No pro playing experience. College coach: UCLA 2006-09, Dixie State 2010, Utah 2011, Hawaii 2012-13, California Lutheran 2014. Pro coach: Denver Broncos 2015-17, Washington Redskins 2018-19, Minnesota Vikings 2020-21. Joined Jaguars in 2022.

**Patrick Reilly,** defensive quality control: born Dec. 22, 1991, Levittown, N.Y. Attended SUNY Cortland. No college or pro playing experience. College coach: SUNY Cortland 2011-13, Syracuse 2013, SUNY Brockport 2014, Syracuse 2014-15, UCLA 2016-17, Alabama 2018-20. Pro coach: Joined Jaguars in 2021.

**Rory Segrest,** assistant defensive line: born Feb. 22, 1977, Waycross, Ga. Attended Alabama. No pro or college coaching experience. College coach: Auburn 1997-99, Southeast Missouri State 1999-2001, Samford 2002-05 and 2011-13, Arkansas 2014-16, Louisiana 2018-21. Pro coach: Philadelphia Eagles 2006-10. Joined Jaguars in 2022.

**Bill Shuey,** outside linebackers: born Jan. 17, 1990, Orangeburg, S.C. Attended West Virginia. No college or pro playing experience. College coach: West Chester 2012-13, Widener 2014-17. Pro coach: Philadelphia Eagles 2001-10, Chicago Bears 2018-21. Joined Jaguars in 2022.

**Press Taylor,** offensive coordinator: born Jan. 13, 1988, Norman, Okla. Quarterback Butler (Kan.) C.C. 2007-08, Marshall 2009-10. No pro playing

## JACKSONVILLE JAGUARS

experience. College coach: Tulsa 2011-12. Pro coach: Philadelphia Eagles 2013-20, Indianapolis Colts 2021. Joined Jaguars in 2022.

**Tyler Tettleton**, assistant running backs; born Nov. 21, 1990, Norman, Okla. Quarterback Ohio 2009-13. No pro playing experience. College coach: Oklahoma 2015-17, LSU 2020, Ohio 2021. Pro coach: Cleveland Browns 2019. Joined Jaguars in 2022.

**Luke Thompson**, assistant special teams; born Oct. 13, 1976, Worcester, Mass. Attended Assumption College. No college or pro playing experience. College coach: Bowdoin 1998, Holy Cross 1999-2000, Amherst College 2002-03, Harvard 2004-05, Georgetown 2006-11 and 2014-

16, Army 2012-13, Lafayette College 2017-18. Pro coach: Philadelphia Eagles 2019-20. Joined Jaguars in 2022.

**Deshea Townsend**, passing game coordinator/cornerbacks; born Sept. 8, 1975, Batesville, Miss. Cornerback Alabama 1994-98. Pro cornerback Pittsburgh Steelers 1998-2009, Indianapolis Colts 2010. College coach: Mississippi State 2013-15. Pro coach: Arizona Cardinals 2011-12, Tennessee Titans 2016-17, New York Giants 2018, Chicago Bears 2019-21. Joined Jaguars in 2022.

**Todd Washington**, assistant offensive line; born July 19, 1976, Nassawadox, Va. Offensive lineman Virginia Tech 1994-97. Pro offensive lineman Tampa Bay Buccaneers 1998-2002, Houston

Texans 2003-05. College coach: San Diego 2007-09. Pro coach: Hartford Colonials (UFL) 2010, Baltimore Ravens 2011-16, Chicago Bears 2017, Miami Dolphins 2018, Orlando Apollos (AAF) 2018-19, D.C. Defenders (XFL) 2019, New York Jets 2019-20. Joined Jaguars in 2021.

**Nick Williams**, offensive quality control; born July 27, 1993, Rocklin, Calif. Wide receiver Humboldt State 2011-13. No pro playing experience. College coach: Humboldt State 2016-17. Pro coach: Philadelphia Eagles 2018-20. Joined Jaguars in 2022.

### RECORD HOLDERS

#### INDIVIDUAL RECORDS—CAREER

Rushing (Yds.)	Fred Taylor, 1998-2008	11,271
Passing (Yds.)	Mark Brunell, 1995-2003	25,698
Passing (TDs)	Mark Brunell, 1995-2003	144
Receiving (No.)	Jimmy Smith, 1995-2005	862
Receiving (Yds.)	Jimmy Smith, 1995-2005	12,287
Interceptions	Rashean Mathis, 2003-12	30
Punting (Avg.)	Bryan Anger, 2012-15	46.8
Punt Return (Avg.)	Bobby Shaw, 2002	12.4
Kickoff Return (Avg.)	Maurice Jones-Drew, 2006-13	26.0
Field Goals	Josh Scobee, 2004-14	235
Touchdowns (Tot.)	Maurice Jones-Drew, 2006-13	81
Points	Josh Scobee, 2004-14	1,022
*Sacks	Tony Brackens, 1996-2003	55.0

#### INDIVIDUAL RECORDS—SINGLE SEASON

Rushing (Yds.)	Maurice Jones-Drew, 2011	1,606
Passing (Yds.)	Blake Bortles, 2015	4,428
Passing (TDs)	Blake Bortles, 2015	35
Receiving (No.)	Jimmy Smith, 1999	116
Receiving (Yds.)	Jimmy Smith, 1999	1,636
Interceptions	Rashean Mathis, 2006	8
Punting (Avg.)	Bryan Anger, 2012	47.8
Punt Return (Avg.)	Rashad Greene Sr., 2015	16.7
Kickoff Return (Avg.)	Maurice Jones-Drew, 2006	27.7
Field Goals	Josh Lambo, 2019	33
Touchdowns (Tot.)	Fred Taylor, 1998	17
Points	Mike Hollis, 1997	134
*Sacks	Calais Campbell, 2017	14.5

#### INDIVIDUAL RECORDS—SINGLE GAME

Rushing (Yds.)	Fred Taylor, 11-19-00	234
Passing (Yds.)	Mark Brunell, 9-22-96	432
Passing (TDs)	Blake Bortles, 12-6-15	.5
Receiving (No.)	Keenan McCardell, 10-20-96	16
Receiving (Yds.)	Jimmy Smith, 9-10-00	291
Interceptions	Many times	2
Field Goals	Last time by Tre Herndon, 10-27-19	
Touchdowns (Tot.)	Mike Hollis, 12-1-96, 11-30-97, 9-10-00	.5
Points	Josh Scobee, 11-25-07, 10-10-10	.5
*Sacks	James Stewart, 10-12-97	.5
	James Stewart, 10-12-97	.30
	Calais Campbell, 9-10-17	4.0

*\*Sacks became an official statistic in 1982*



## JACKSONVILLE JAGUARS

## 2022 VETERAN ROSTER

No.	Name	Pos.	Ht.	Wt.	Birthdate	NFL Exp.	College	Hometown	How Acq.	'21 Games/ Starts
59	Adams, Tyrell	LB	6-2	230	4/11/92	7	West Georgia	Atlanta, Ga.	FA-21	2/0
39	Agnew, Jamal	WR	5-10	190	4/3/95	6	San Diego	San Diego, Calif.	UFA(Det)-21	10/2
41	Allen, Josh	DE/OLB	6-5	255	7/13/97	4	Kentucky	Montclair, N.J.	D1-19	16/15
23	Armstead, Ryquell	RB	5-11	220	10/30/96	3	Temple	Millville, N.J.	FA-21	2/0
85	Arnold, Dan	TE	6-6	240	3/15/95	6	Wisconsin-Platteville	Janesville, Wis.	T(Car)-21	8/4
78	Bartch, Ben	OL	6-6	315	7/22/98	3	St. John's (Minn.)	Dayton, Ore.	D4-20	15/11
3	Beathard, C.J.	QB	6-2	215	11/16/93	6	Iowa	Franklin, Tenn.	UFA(SF)-21	2/0
56	Berry, Rashod	OLB	6-4	255	10/14/96	3	Ohio State	Lorain, Ohio	W(Det)-22	5/0*
90	Brown, Malcom	DT	6-2	330	2/2/94	8	Texas	Brenham, Texas	T(NO)-21	17/17
32	Campbell, Tyson	CB	6-1	195	3/17/00	2	Georgia	Miramar, Fla.	D2-21	15/14
45	Chaisson, K'Lavon	DE/OLB	6-3	245	7/25/99	3	LSU	Houston, Texas	D1-20	15/8
38	Cisco, Andre	S	6-0	210	3/23/00	2	Syracuse	Queens, N.Y.	D3-21	17/3
27	Claybrooks, Chris	CB	5-9	180	7/17/97	3	Memphis	Nashville, Tenn.	D7-20	16/2
9	Cooke, Logan	P	6-5	230	7/28/95	5	Mississippi State	Darbus, Miss.	D7b-18	15/15
31	Cottrell, Nathan	RB	5-11	195	8/2/96	2	Georgia Tech	Knoxville, Tenn.	FA-20	4/0
22	Crawford, Xavier	DB	5-11	185	12/10/95	4	Central Michigan	Pittsburg, Calif.	FA-22	13/1*
17	Ingram, Evan	TE	6-3	240	9/2/94	6	Ole Miss	Powder Springs, Ga.	UFA(NYG)-22	15/12*
1	Etienne Jr., Travis	RB	5-10	215	1/26/99	2	Clemson	Jennings, La.	D1-21	0*
89	Farrell, Luke	TE	6-5	250	10/14/97	2	Ohio State	Perry, Ohio	D5-21	15/4
94	Fatukasi, Folorunso	DL	6-4	318	3/4/95	5	Connecticut	Far Rockaway, N.Y.	UFA(NYJ)-22	15/15*
5	Ford, Rudy	S	6-0	210	11/1/94	6	Auburn	New Hope, Ala.	UFA(Phi)-21	15/4
96	Gotsis, Adam	DL	6-4	290	9/23/1992	7	Georgia Tech	Melbourne, Australia	FA-21	16/3
26	Griffin, Shaquill	CB	6-0	200	7/20/95	6	Central Florida	St. Petersburg, Fla.	UFA(Sea)-21	14/14
14	Hall, Marvin	WR	5-10	190	04-10-93	6	Washington	Los Angeles, Calif.	FA-22	2/0*
52	Hamilton, DaVon	DT	6-4	335	2/1/97	3	Ohio State	Pickerington, Ohio	D3-20	16/3
37	Herndon, Tre	CB	5-11	190	3/5/96	5	Vanderbilt	Chattanooga, Tenn.	FA-18	9/3
2	Jenkins, Rayshaw	S	6-1	200	1/25/94	6	Miami (Fla.)	St. Petersburg, Fla.	UFA(LAC)-21	14/14
4	Jones, Jamir	DE/OLB	6-3	255	6/14/98	2	Notre Dame	Rochester, N.Y.	W(LAR)-21	2/0
11	Jones Jr., Marvin	WR	6-2	199	3/12/90	11	California	Long Beach, Calif.	UFA(Det)-21	17/16
7	Jones, Zay	WR	6-2	200	3/30/95	6	East Carolina	Austin, Texas	UFA(LV)-22	17/9*
53	Key, Arden	DL	6-5	240	5/3/96	5	Louisiana State	College Park, Ga.	UFA(SF)-22	17/0*
13	Kirk, Christian	WR	5-11	200	11/16/96	5	Texas A&M	Scottsdale, Ariz.	UFA(Ari)-22	17/11*
16	Lawrence, Trevor	QB	6-6	220	10/6/99	2	Clemson	Cartersville, Ga.	D1-21	17/17
98	Ledbetter, Jeremiah	DL	6-3	299	6/12/94	3	Arkansas	Gainesville, Ga.	FA-21	0/0
72	Little, Walker	OL	6-7	325	4/1/99	2	Stanford	Houston, Texas	D2-21	9/3
6	Luton, Jake	QB	6-6	225	4/11/96	2	Oregon State	Marysville, Wash.	D6-20	2/0*
84	Manhertz, Chris	TE	6-6	260	4/10/92	7	Canisius	Bronx, N.Y.	UFA(Car)-21	17/10
67	Martin, Wes	G	6-3	316	05-09-96	4	Indiana	West Milton, Ohio	W(NYG)-22	7/1*
46	Maticcik, Ross	LS	6-0	240	9/13/96	3	Baylor	McKinney, Texas	FA-20	17/17
62	McDermott, KC	OL	6-5	330	4/18/96	4	Miami (Fla.)	Wellington, Fla.	FA-18	9/1
54	Oluokun, Foyesade	ILB	6-2	215	8/2/95	5	Yale	St. Louis, Mo.	UFA(Atl)-22	17/17*
50	Quarterman, Shaquille	LB	6-0	240	10/28/97	3	Miami (Fla.)	Orange Park, Fla.	D4-20	17/0
76	Richardson Jr., Will	OL	6-6	320	1/4/96	5	North Carolina State	Burlington, N.C.	D4-18	13/2
95	Robertson-Harris, Roy	DL	6-5	290	7/23/93	6	Texas-El Paso	Oakland, Calif.	UFA(Chi)-21	14/13
74	Robinson, Cam	OL	6-6	335	10/9/95	6	Alabama	West Monroe, La.	D2-17	14/14
25	Robinson, James	RB	5-9	220	8/9/98	3	Illinois State	Rockford, Ill.	FA-20	14/13
29	Rusnak, Brandon	DB	5-11	200	7/11/95	3	Michigan	Wilmington, Del.	FA-19	4/0
49	Russell, Chapelle	LB	6-2	236	1/20/97	3	Temple	Lakewood Township, N.J.	W(TB)-20	16/1
19	Santos, Ryan	K	6-5	258	8/26/95	2	Minnesota	Pace, Fla.	FA-22	4/4*
36	Sargent, Mekhi	RB	5-8	208	10/4/97	2	Iowa	Key West, Fla.	W(LAR)-21	7/0*
68	Scherff, Brandon	G	6-5	315	12/26/91	8	Iowa	Denison, Iowa	UFA(Was)-22	11/11*
69	Shatley, Tyler	OL	6-3	305	5/5/91	9	Clemson	Icard, N.C.	FA-14	17/8
10	Shenault Jr., Laviska	WR	6-1	220	10/5/1998	3	Colorado	DeSoto, Texas	D2-20	16/10
92	Smith, Jordan	DE/OLB	6-7	250	4/10/98	2	Alabama-Birmingham	Lithonia, Ga.	D4-21	2/0
91	Smoot, Dawuane	DL	6-3	275	3/2/95	6	Illinois	Groveport, Ohio	D3-17	16/10
75	Taylor, Jawaan	OL	6-5	330	11/25/97	4	Florida	Cocoa, Fla.	D2-19	17/17
20	Thomas, Daniel	S	5-10	215	7/1/98	3	Auburn	Montgomery, Ala.	D5a-20	16/2
73	Traore, Badara	OL	6-7	327	3/12/97	2	LSU	Boston, Mass.	W(Chi)-21	2/0
18	Treadwell, Laquan	WR	6-2	215	6/14/95	6	Mississippi	Chicago, Ill.	FA-21	12/10
97	Tufele, Jay	DT	6-3	310	7/25/99	2	Southern California	Salt Lake City, Utah	D4-21	4/0
21	Williams, Darius	CB	5-9	187	3/15/93	5	Alabama-Birmingham	Jacksonville, Fla.	UFA(LAR)-22	14/13*
99	Williams, Raequan	DT	6-4	305	2/14/97	2	Michigan State	Chicago, Ill.	FA-20	1/1
42	Wingard, Andrew	S	6-0	200	12/5/96	4	Wyoming	Arvada, Colo.	FA-19	15/15

## JACKSONVILLE JAGUARS

\* Berry played five games with Detroit; Crawford played 13 games with Houston; Engram played 15 games with New York Giants; Etienne missed '21 season because of injury; Fatukasi played 15 games with New York Jets; Hall played two games with Atlanta; Jones played 17 games with Las Vegas; Key played 17 games with San Francisco; Kirk played 17 games with Arizona; Martin played seven games with New York Giants; Oluokun played 17 games with Atlanta; Santoso played four games with Detroit; Scherff played 11 games with Washington; Williams played 14 games with Los Angeles Rams.

Players lost through unrestricted free agency (eight): DL Taven Bryan (CLE, 13 games in '21); OL A.J. Cann (HOU, four); WR DJ Chark (DET, four); TE Jacob Hollister (LV, seven); OL Andrew Norwell (WAS, 17); TE James O'Shaughnessy (CHI, seven); DB Jihad Ward (NYG, 17); LB Damien Wilson (CAR, 17).

Also played with Jaguars in '21—LB Dakota Allen (14 games), WR Tavon Austin (13), WR John Brown (two), P Joseph Charlton (one), DL Doug Costin (one), WR Phillip Dorsett (one), WR Josh Hammond (two), DL Roy Harris (14), DB C.J. Henderson (two), RB Carlos Hyde (12), LB Myles Jack (15), DB Michael Jacquet (one), WR Tyron Johnson (five), K Josh Lambo (three), DB Nevin Lawson (12), OL Brandon Linder (nine), DL Lereentee McCray (12), DB Bradley McDougald (one), WR Jaydon Mickens (six), RB Dare Ogunbowale (17), RB Devine Ozigbo (one), P J.K. Scott (one), OL Tre'Vour Simms (one), WR Devin Smith (one), TE Kahale Warring (one), K Matthew Wright (14).

### FIRST-YEAR ROSTER

Name	Pos.	Ht.	Wt.	Birthdate	College	Hometown	How Acq.
Antwine, Israel	DL	6-3	309	3/27/2000	Oklahoma State	Oklahoma City, Okla.	FA
Austin Jr., Kevin	WR	6-2	200	3/30/2000	Notre Dame	Fort Lauderdale, Fla.	FA
Bohannon, Naz	TE	6-6	228	1/22/1999	Clemson	Lorain, Ohio	FA
Brown, Montaric	CB	6-0	190	8/24/1999	Arkansas	Ashdown, Ark.	D7
Conner, Snoop	RB	5-10	222	8/1/2000	Mississippi	Hattiesburg, Miss.	D5
Cotton Jr., Jeff (1)	WR	6-2	204	4/17/97	Idaho	Tucson, Ariz.	FA-21
Cronk, Coy (1)	OL	6-4	318	1/18/95	Iowa	Lafayette, Ind.	FA-21
Davis, Shabari	CB	6-1	186	1/19/1997	Southeast Missouri State	Garden City, Ga.	FA
Dixon, De'Shaan	OLB	6-4	247	12/16/1998	Norfolk State	Chesapeake, Va.	FA
Ford, Nick	OL	6-5	310	10/8/1999	Utah	San Pedro, Calif.	FA
Fortner, Luke	OL	6-4	307	5/15/1998	Kentucky	Sylvania, Ohio	D3a
Franklin, Benjie	CB	6-0	172	10/22/1996	Tarleton State	Houston, Texas	FA
Gunter, Grayson	TE	6-6	250	11/13/1997	Southern Mississippi	Madison, Miss.	FA
Hocker, Jared (1)	OL	6-6	327	7/11/98	Texas A&M	North Richland Hills, Texas	FA-21
Johnson, Willie	WR	6-0	178	12/23/1996	Marshall	Fort Myers, Fla.	FA
Jones, Tim (1)	WR	6-1	200	5/15/98	Southern Mississippi	Biloxi, Miss.	FA-21
Junior, Gregory	CB	6-0	190	6/21/1999	Ouachita Baptist	Crossett, Ark.	D6
Lloyd, Devin	LB	6-3	235	9/30/1998	Utah	Chula Vista, Calif.	D1b
McDaniel, Ryan	WR	6-2	215	3/13/1999	North Carolina Central	Sugar Land, Texas	FA
Mevis, Andrew	K	5-11	207	10/12/1998	Iowa State	Warsaw, Ind.	FA
Morgan, Grant	LB	5-11	224	1/23/1998	Arkansas	Greenwood, Ark.	FA
Muma, Chad	LB	6-3	239	8/18/1999	Wyoming	Lone Tree, Colo.	D3b
Oyelola, Ayo	S	5-11	213	10/19/1998	Nottingham	Essex, England	FA
Perry, E.J.	QB	6-2	210	1/1/1998	Brown	Andover, Mass.	FA
Prince, Gerrit	TE	6-5	241	8/25/1997	Alabama Birmingham	Shawnee, Kan.	FA
Thompson, Josh	CB	6-0	194	10/20/1998	Texas	Nacogdoches, Texas	FA
Walker, Travon	OLB	6-5	272	12/18/2000	Georgia	Thomaston, Ga.	D1a
Winningham, Lujan	WR	6-3	198	1/4/1999	Central Arkansas	Humble, Texas	FA

The term **NFL Rookie** is defined as a player who is in his first season of professional football and has not been on the roster of another professional football team for any regular-season or postseason games. A **Rookie** is designated by an "R" on NFL rosters. Players who have been active in another professional football league or players who have NFL experience, including either preseason training camp or being on an Active List or Inactive List, or on Reserve/Injured or Reserve/Physically Unable to Perform for fewer than six regular-season games, are termed **NFL First-Year Players**. An **NFL First-Year Player** is designated by a "\*" on NFL rosters. Thereafter, a player is credited with an additional year of experience for each season in which he accumulates six games on the Active List or Inactive List, or on Reserve/Injured or Reserve/Physically Unable to Perform.

Log on to [www.jaguars.com](http://www.jaguars.com) for an up-to-date roster.

## KANSAS CITY CHIEFS



American Football Conference  
West Division

**The University of Kansas Health  
System Training Complex**  
One Arrowhead Drive  
Kansas City, MO 64129  
Telephone: (816) 920-9300

**Team Colors:** Red, Gold and White

### 2022 SCHEDULE

#### PRESEASON

Aug. 13 at Chicago ..... 12:00 PM  
Aug. 20 **Washington** ..... 3:00 PM  
Aug. 25 **Green Bay** ..... 7:00 PM

#### REGULAR SEASON

Sept. 11 at Arizona ..... 3:25 PM  
Sept. 15 **L.A. Chargers (Thu)** ..... 7:15 PM  
Sept. 25 at Indianapolis ..... 12:00 PM  
Oct. 2 at Tampa Bay ..... 7:20 PM  
Oct. 10 **Las Vegas (Mon)** ..... 7:15 PM  
Oct. 16 **Buffalo** ..... 3:25 PM  
Oct. 23 at San Francisco ..... 3:25 PM  
BYE  
Nov. 6 **Tennessee** ..... 7:20 PM  
Nov. 13 **Jacksonville** ..... 12:00 PM  
Nov. 20 at L.A. Chargers ..... 3:25 PM  
Nov. 27 **L.A. Rams** ..... 3:25 PM  
Dec. 4 at Cincinnati ..... 3:25 PM  
Dec. 11 at Denver ..... 7:20 PM  
Dec. 18 at Houston ..... 12:00 PM  
Dec. 24 **Seattle (Sat)** ..... 12:00 PM  
Jan. 1 **Denver** ..... 12:00 PM  
Jan. 7/8 at Las Vegas ..... TBD

*\*All times CT: Sunday night games in  
Weeks 5-15 and 17 subject to change*

**Stadium:** Arrowhead Stadium  
One Arrowhead Drive  
Kansas City, MO 64129  
**Opened:** 1972 (fully renovated in 2010)  
**Capacity:** 72,936  
**Playing Surface:** Grass

**Training Camp:**  
Missouri Western State University  
St. Joseph, MO 64507

### CLUB OFFICIALS

Chairman & CEO: Clark Hunt  
Head Coach: Andy Reid  
General Manager: Brett Veach  
President: Mark Donovan  
Executive Vice President/Chief Financial Officer: Dan Crumb  
Executive Vice President/Chief Marketing Officer: Lara Krug  
Executive Vice President of Arrowhead Operations and Events: Matt Kenny  
Executive Vice President of Administration: Kirsten Krug  
Executive Vice President of Communications: Ted Crews  
Vice President of Stadium Operations and Facilities: Brandon Hamilton  
Vice President of Corporate Partnerships & Premium Sales: Kimberly Hobbs  
Vice President of Hunt Family Foundation and Civic Affairs: Anne Scharf  
Vice President of Ticketing: Tyler Kirby  
Vice President of Security: Jeffrey Miller  
Vice President of Content and Production: Robert Alberino Jr.  
Vice President of Event Operations: Nick Capo  
Vice President of Football Communications: Brad Gee  
Vice President of Information Technology: Kevin Higgins  
Vice President of Events: Jeremy Slavens  
Assistant General Manager: Mike Borgonzi  
Vice President of Football Operations: Brandt Tillis  
Director of Pro Personnel: Tim Terry  
Senior Director of Player Personnel: Mike Bradway  
Senior Director of College Scouting: Ryne Nutt  
Vice President of Football Operations/Team Counsel: Chris Shea  
Director of Chiefs Cheerleaders: Stephanie Judah  
Director of Community Engagement: Gary Spani  
Director of Community Outreach: Chuck Castellano  
Director of Fan Experience: Jayne Martin  
Director of Financial Planning and Analysis: Michael Ragsdale  
Director of Production: Glenn Connelly  
Director of Service and Activation: Kellen Begnoche  
Director of Team Facilities: Rocco Mazzella  
Director of Ticket Operations: Justin Sauser  
Equipment Director: Allen Wright  
Assistant Equipment Managers: Chris Shropshire, Holt McKenney, Jay White, Cale Kirby  
Vice President of Sports Medicine and Performance: Rick Burkholder  
Assistant Athletic Trainers: Evan Craft, Julie Frymyer, David Glover, Tiffany Morton  
Director of Video Operations: Pat Brazil  
Assistant Director of Video Operations: Ken Radino  
Video Assistant: Josh Schmidt  
Director of Team Operations: Mitch Reynolds  
Director of Team Security: Brian Shafar

### COACHING HISTORY

**Dallas Texans 1960-62  
(524-451-12)**

*Records include postseason games*

1960-74	Hank Stram	.....	129-79-10
1975-77	Paul Wiggin*	.....	11-24-0
1977	Tom Bettis	.....	1-6-0
1978-82	Marv Levy	.....	31-42-0
1983-86	John Mackovic	.....	30-35-0
1987-88	Frank Gansz	.....	8-22-1
1989-98	Marty Schottenheimer	.....	104-65-1
1999-2000	Gunther Cunningham	.....	16-16-0
2001-05	Dick Vermeil	.....	44-37-0
2006-08	Herm Edwards	.....	15-34-0
2009-11	Todd Haley**	.....	19-26-0
2011-12	Romeo Crennel	.....	4-15-0
2013-	Andy Reid	.....	112-49-0

\*Released after seven games in 1977  
\*\*Released after 13 games in 2011

### PAID ATTENDANCE, 2021

Home 640,059                      Away 509,718  
Total 1,149,777  
Single-game home record,  
\*82,893 (10/2/00)  
Single-season home record,  
640,059 (2021)

\*Arrowhead Stadium attendance: 78,502  
Kauffman Stadium attendance: 4,391

### 2022 DRAFT CHOICES

Rd	Name	Pos	College
1	Trent McDuffie	DB	Washington
1	George Karlaftis	DE	Purdue
2	Sky Moore	WR	W. Michigan
2	Bryan Cook	DB	Cincinnati
3	Leo Chenal	LB	Wisconsin
4	Joshua Williams	DB	Fayetteville St.
5	Darian Kinnard	T	Kentucky
7	Jaylen Watson	DB	Washington St.
7	Isiah Pacheco	RB	Rutgers
7	Nazeeh Johnson	DB	Marshall

## KANSAS CITY CHIEFS

### 2021 TEAM RECORD

#### REGULAR SEASON (12-5)

Date	Opponent	Result
Sept. 12	CLEVELAND	W 33-29
Sept. 19	at Baltimore	L 35-36
Sept. 26	L.A. CHARGERS	L 24-30
Oct. 3	at Philadelphia	W 42-30
Oct. 10	BUFFALO	L 20-38
Oct. 17	at Washington	W 31-13
Oct. 24	at Tennessee	L 3-27
Nov. 1	N.Y. GIANTS	W 20-17
Nov. 7	GREEN BAY	W 13-7
Nov. 14	at Las Vegas	W 41-14
Nov. 21	DALLAS	W 19-9
Dec. 5	DENVER	W 22-9
Dec. 12	LAS VEGAS	W 48-9
Dec. 16	at L.A. Chargers (OT)	W 34-28
Dec. 26	PITTSBURGH	W 36-10
Jan. 2	at Cincinnati	L 31-34
Jan. 8	at Denver	W 28-24

#### POSTSEASON (2-1)

Jan. 16	PITTSBURGH	W 42-21
Jan. 23	BUFFALO (OT)	W 42-36
Jan. 30	CINCINNATI (OT)	L 24-27

#### SCORE BY PERIODS

Team	130	124	91	129	6	—	480
Opponents	66	135	50	113	0	—	364

### 2021 TEAM STATISTICS

	Team	Opp.
Total First Downs	419	363
Rushing	119	121
Passing	267	209
Penalty	33	33
3rd Down: Made/Att	107/205	80/199
3rd Down Pct.	52.2	40.2
4th Down: Made/Att	10/15	19/31
4th Down Pct.	66.7	61.3
Possession Avg.	30:56	29:04
Total Net Yards	6746	6272
Avg. Per Game	396.8	368.9
Total Plays	1134	1060
Avg. Per Play	5.9	5.9
Net Yards Rushing	1955	1999
Avg. Per Game	115.0	117.6
Total Rushes	431	419
Net Yards Passing	4791	4273
Avg. Per Game	281.8	251.4
Sacked/Yards Lost	28/146	31/209
Gross Yards	4937	4482
Att./Completions	675/448	610/401
Completion Pct.	66.4	65.7
Had Intercepted	13	15
Punts/Average	40/46.7	52/48.1
Net Punting Avg.	40/43.1	52/41.8
Penalties/Yards	111/925	116/911
Fumbles/Ball Lost	23/12	25/14
Touchdowns	57	44
Rushing	16	15
Passing	37	27
Returns	4	2

### 2021 INDIVIDUAL STATISTICS

PASSING	Att	Cmp	Yds	Cmp%	Yds/Att	TD	Int	Int%	LG	Sk/Lost	Rtng	
Mahomes	658	436	4839	66.3	7.35	37	5.6	13	2.0	75t	28/146	98.5
Henne	16	11	82	68.8	5.13	0	0.0	0	0.0	17	0/0	80.7
T.Townsend	1	1	16	100.0	16.00	0	0.0	0	0.0	16	0/0	118.8
Team	675	448	4937	66.4	7.31	37	5.5	13	1.9	75t	28/146	98.1
Opponents	610	401	4482	65.7	7.35	27	4.4	15	2.5	72t	31/209	92.0

#### TD TD TD

SCORING	Tot	Ru	Rec	Rt	PAT	FG	Saf	Pts
Butker	0	0	0	0	47/49	25/28	0	122
Kelce	10	1	9	0	0	0	0	60
Hill	9	0	9	0	0	0	0	54
Darre.Williams	8	6	2	0	0	0	0	48
Edwards-Helaire	4	2	0	0	0	0	0	38
Pringle	5	0	5	0	0	0	0	30
Robinson	3	0	3	0	0	0	0	18
Mahomes	2	2	0	0	0	0	0	14
Fortson	2	0	2	0	0	0	0	12
Fry	0	0	0	0	3/4	3/4	0	12
Gore	2	2	0	0	0	0	0	12
Hardman	2	0	2	0	0	0	0	12
Bolton	1	0	0	1	0	0	0	6
Burton	1	1	0	0	0	0	0	6
Gordon	1	0	1	0	0	0	0	6
Gray	1	0	1	0	0	0	0	6
Hughes	1	0	0	1	0	0	0	6
Mathieu	1	0	0	1	0	0	0	6
McKinnon	1	0	1	0	0	0	0	6
Sorensen	1	0	0	1	0	0	0	6
Team	57	16	37	4	50/53	28/32	0	480
Opponents	44	15	27	2	36/39	20/24	0	364

2-*Pt Conv: Edwards-Helaire, Mahomes. Team*  
2-3. *Opponents 2-5.*

#### RUSHING

No.	Yds	Avg	LG	TD	
Darre.Williams	144	558	3.9	21	6
Edwards-Helaire	119	517	4.3	17	4
Mahomes	66	381	5.8	32	2
Gore	51	256	5.0	51t	2
Hill	9	96	10.7	33	0
McKinnon	12	62	5.2	18	0
Hardman	8	46	5.8	24	0
Burton	8	26	3.3	7t	1
Bell	4	10	2.5	3	0
Kelce	2	3	1.5	4t	1
Henne	8	0	0.0	4	0
Team	431	1955	4.5	51t	16
Opponents	419	1999	4.8	47t	15

#### RECEIVING

No.	Yds	Avg	LG	TD	
Hill	111	1239	11.2	75t	9
Kelce	92	1125	12.2	69	9
Hardman	59	693	11.7	53	2
Darre.Williams	47	452	9.6	38t	2
Pringle	42	568	13.5	40t	5
Robinson	25	264	10.6	33t	3
Edwards-Helaire	19	129	6.8	29	2
McKinnon	13	107	8.2	14t	1
Bell	9	87	9.7	24	0
Gore	8	105	13.1	50	0
Gray	7	36	5.1	8	1
Fortson	5	47	9.4	27	2
Gordon	5	32	6.4	11	1
Burton	3	31	10.3	20	0
Kemp	2	24	12.0	16	0
Remmers	1	-2	-2.0	-2	0
Team	448	4937	11.0	75t	37
Opponents	401	4482	11.2	72t	27

#### INTERCEPTIONS

No.	Yds	Avg	LG	TD	
Mathieu	3	56	18.7	34t	1
Sorensen	2	75	37.5	75t	1
Gay	2	14	7.0	13	0
Sneed	2	2	1.0	2	0
Ward	2	0	0.0	0	0
Thornhill	1	13	13.0	13	0
Hitchens	1	0	0.0	0	0
Hughes	1	0	0.0	0	0
Wharton	1	0	0.0	0	0
Team	15	160	10.7	75t	2
Opponents	13	77	5.9	34	1

#### PUNTING

No.	Yds	Avg	Net TB	IN20	LG	B		
T.Townsend	37	1746	47.2	43.8	3	20	68	0
J.Townsend	2	91	45.5	35.5	0	0	50	0
Butker	1	31	31.0	31.0	0	1	31	0
Team	40	1868	46.7	43.1	3	21	68	0
Opponents	52	2502	48.1	41.8	5	17	66	0

#### PUNT

RETURNS	Ret	FC	Yds	Avg	LG	TD
Hardman	13	5	157	12.1	31	0
Hughes	5	5	68	13.6	37	0
Robinson	1	0	3	3.0	3	0
Team	19	10	228	12.0	37	0
Opponents	17	9	84	4.9	20	0

#### KICKOFF

RETURNS	No.	Yds	Avg	LG	TD
Pringle	25	621	24.8	39	0
Burton	2	21	10.5	12	0
Hardman	2	35	17.5	20	0
Hughes	1	25	25.0	25	0
Team	30	702	23.4	39	0
Opponents	35	658	18.8	75	0

#### FIELD

GOALS	1-19	20-29	30-39	40-49	50+
Butker	0/0	3/3	11/11	4/5	7/9
Fry	0/0	0/0	2/3	1/1	0/0
Team	0/0	3/3	13/14	5/6	7/9
Opponents	0/0	6/6	7/9	5/7	2/2

#### SACKS

No.	
Jones	9.0
Clark	4.5
Danna	3.0
Nnadi	3.0
Reed	2.5
Ingram	1.0
Wharton	2.0
Okafor	1.5
Mathieu	1.0
Niemann	1.0
Sneed	1.0
Sorensen	1.0
Gay	0.5
Team	31.0
Opponents	28.0

## KANSAS CITY CHIEFS

**Andy Reid, Head Coach**

**Pro Career:** Andy Reid was named the 13th head coach in Kansas City Chiefs history on Jan. 7, 2013. He is entering his 30th season in the National Football League and his 23rd season as an NFL head coach in 2021. In 2020, his eighth season with the Chiefs, Reid and company tallied a franchise-best 14 wins, bringing his total to 91 victories in his first eight seasons with Kansas City, the most by any head coach in franchise history in that time frame. After that record-setting regular season in 2020, the Chiefs made their third-consecutive appearance in the AFC Championship Game and their second-consecutive berth in the Super Bowl. In 2019, Reid led the Chiefs to their first Super Bowl appearance and victory in 50 years, bringing the Lombardi Trophy back to Kansas City for the first time since 1969. Additionally, the Chiefs' 35-24 victory over the Tennessee Titans in the AFC Championship Game brought the Lamar Hunt Trophy to Kansas City for the first time since then. In 2015, Reid also led the Chiefs to their first playoff win since 1993, with a win at Houston in the Wild Card round of the playoffs. In his first season in Kansas City in 2013, he helped orchestrate the franchise's best single-season turnaround as the Chiefs won 11 games and made the playoffs after going 2-14 the previous season. Prior to joining the Chiefs, he served as the head coach of the Philadelphia Eagles for 14 years (1999-2012), earning NFL Coach of the Year honors three times. Reid compiled the best win total (140) and playoff victory total (10) in Philadelphia Eagles history. He captured six division titles and five trips to the NFC Championship Game. In his 29-year NFL career as a head coach or assistant, Reid's teams have made the playoffs 20 times (24-19 record). He has coached in the Super Bowl four times, the NFC Championship Game nine times and the AFC Championship Game on three occasions. Reid was an assistant coach with Green Bay (1992-98) under Mike Holmgren. With Green Bay, he helped the Packers earn a Super Bowl XXXI victory over New England. Career record: 238-145-1.

**Background:** Coached at Brigham Young (1982), San Francisco State (1983-85), Northern Arizona (1986), Texas-El Paso (1987-88) and Missouri (1989-1991). Reid was an offensive tackle and guard on three BYU Cougars Holiday Bowl teams. Reid graduated with a bachelor's degree in physical education. He also received a master's degree in professional leadership in physical education and athletics.

**Personal:** Born March 19, 1958, in Los Angeles, Calif. Reid and his wife Tammy have five children—Britt, Crosby, Drew Ann, Spencer, and the late Garrett. He has 11 grandchildren, Maverick, Somers, Saylor, Blake, Reid, Brigitte, Canyon, Ryker, Rylen, Garrett and Ford.

**ASSISTANT COACHES**

**Eric Bieniemy,** offensive coordinator; born Aug. 15, 1969, New Orleans, La. Running back Colorado 1987-90. Pro running back San Diego Chargers 1991-94, Cincinnati Bengals 1995-98, Philadelphia Eagles 1999. College coach: Colorado 2001-02 and 2011-12, UCLA 2003-05. Pro coach: Minnesota Vikings 2006-10. Joined Chiefs in 2013.

**Joe Bleymaier,** wide receivers; born Aug. 8, 1982, Boise, Idaho. Wide receiver Delaware 2002-05. No pro playing experience. College coach: Colorado 2013-15. Pro coach: Joined Chiefs in 2016.

**Terry Braden,** assistant defensive line; born Dec. 10, 1990, Riviera Beach, Fla. Quarterback Howard University 2009-11, Tuskegee University 2011-13. No pro playing experience. College coach: Bethune Cookman 2016. Pro coach: Joined Chiefs in 2017.

**Greg Carbin,** assistant strength and conditioning; born Aug. 31, 1983, Jefferson City, Mo. Defensive back Missouri Western 2003-06. No pro playing experience. College coach: Missouri Western 2012-18. Pro coach: Joined Chiefs in 2019.

**Joe Cullen,** defensive line; born Dec. 15, 1967, Quincy, Mass. Defensive lineman Massachusetts 1986-89. No pro playing experience. College coach: Massachusetts 1990-91, Richmond, 1992-98 and 2000, LSU 1999, Memphis 2001, Indiana 2002-04, Illinois 2005, Idaho State 2009. Pro coach: Detroit Lions 2006-08, Jacksonville Jaguars 2010-12, Cleveland Browns 2013, Tampa Bay Buccaneers 2014-15, Baltimore Ravens 2016-21. Joined Chiefs in 2022.

**Brendan Daly,** run game coordinator/defensive line; born Sept. 10, 1975, San Francisco, Calif. Tight end Drake 1993-96. No pro playing experience. College coach: Drake 1998, Villanova 1999 and 2005, Maryland 2000, Oklahoma State 2001-03, Illinois State 2004. Pro coach: Minnesota Vikings 2006-08, St. Louis Rams 2009-11, Minnesota Vikings 2012-13, New England Patriots 2014-18. Joined Chiefs in 2019.

**Ken Flajole,** outside linebackers; born Oct. 5, 1954, Seattle, Wash. Linbacker Wenatchee Valley C.C. 1972-73 and Pacific Lutheran 1974-75. No pro playing experience. College coach: Pacific Lutheran 1977-78, Washington 1979, Montana 1980-85, Texas El-Paso 1986-88, Missouri 1989-93, Richmond 1994, Hawaii 1995, Nevada 1996-97. Pro coach: Green Bay Packers 1998, Seattle Seahawks 1999-2002, Carolina Panthers 2003-08, St. Louis Rams 2009-11, New Orleans Saints 2012, Cleveland Browns 2013, Philadelphia Eagles 2016-20. Joined Chiefs in 2021.

**David Girardi,** pass game analyst/assistant quarterbacks; Sept. 26, 1988, New Kensington, Pa. Quarterback Geneva College 2007-10. No pro playing experience. College coach: Seton Hill 2011-12, Geneva College 2013, Northwestern 2014-16, Lafayette College 2017. Pro coach: Joined Chiefs in 2018.

**Andy Heck,** offensive line; born Jan. 1, 1967, Fargo, N.D. Tackle Notre Dame 1985-88. Pro tackle Seattle Seahawks 1989-93, Chicago Bears 1994-98, Washington Redskins 1999-2000. College coach: Virginia 2001-03. Pro coach: Jacksonville Jaguars 2004-12. Joined Chiefs in 2013.

**Andy Hill,** assistant special teams; born Jan. 26, 1962, Trenton, Mo. Wide receiver Missouri 1980-94. No pro playing experience. College coach: Hutchinson C.C. 1992-95, Missouri 1996-2019. Pro coach: Joined Chiefs in 2020.

**Greg Lewis,** running backs; born Feb. 12, 1980, Chicago, Ill. Wide receiver Illinois 1999-2002. Pro wide receiver Philadelphia Eagles 2003-08, Minnesota Vikings 2009-10. College coach: San Diego State 2012, San Jose State 2013, Pittsburgh 2014. Pro coach: New Orleans Saints 2015, Philadelphia Eagles 2016. Joined Chiefs in 2017.

**Corey Matthaei,** assistant offensive line; born Feb. 1, 1985, Fircrest, Wash. Offensive lineman Willamette 2003-06. No pro playing experience. College coach: Willamette 2007. Pro coach: Philadelphia Eagles 2008-12. Joined Chiefs in 2013.

**Dave Merritt,** defensive backs; born Sept. 8, 1971, Raleigh, N.C. Linebacker North Carolina State 1989-92. Pro linebacker Miami Dolphins 1993, Arizona Cardinals 1993-96, Rhein Fire (NFL) 1997. College coach: Chattanooga 1997, Virginia Military Institute 1998-2000. Pro coach: New York Jets 2001-03, New York Giants 2004-17, Arizona Cardinals 2018. Joined Chiefs in 2019.

**Tom Melvin,** tight ends; born Oct. 1, 1961, Redwood City, Calif. Offensive lineman San Francisco State 1982-83. No pro playing experience. College coach: San Francisco State 1984-85, Northern Arizona 1986-87, UC Santa Barbara 1988-90, Occidental College 1991-98. Pro coach: Philadelphia Eagles 1999-2012. Joined Chiefs in 2013.

**Matt Nagy,** senior offensive assistant/quarterbacks; born April 24, 1978, Plainfield, N.J. Quarterback Delaware 1996-2000. Pro quarterback New York Dragons (AFL) 2002, Carolina Cobras (AFL) 2004, Georgia Force (AFL) 2005-06, Columbus Destroyers (AFL) 2007-08. Pro coach: Philadelphia Eagles 2011-12, Kansas City Chiefs 2013-17, Chicago Bears 2018-21 (head coach). Rejoined Chiefs in 2022.

**Ryan Reynolds,** assistant strength and conditioning/sport science; born Jan. 15, 1981, Fulton, Ill. Attended Iowa. No college or pro playing experience. College coach: Louisville 2008, Arizona State 2008-12, UCLA 2012-15. Pro coach: Joined Chiefs in 2016.

**Barry Rubin,** strength and conditioning; born June 25, 1957, Monroe, La. Running back/punter LSU 1976-77 and tight end/punter Northwestern (La.) State 1978-80. No pro playing experience. College coach: Northeast Louisiana 1981-83, 1987-1990 and 1994, LSU 1984-85. Pro coach: Green Bay Packers 1995-2005, Philadelphia Eagles 2008-12. Joined Chiefs in 2013.

## KANSAS CITY CHIEFS

**Steve Spagnuolo**, defensive coordinator; born Dec. 21, 1959, Whitinsville, Mass. Wide receiver Springfield College 1978-81. No pro playing experience. College coach: Massachusetts 1982-83, Lafayette (Pa.) 1984-86, Connecticut 1987-91, Maine 1993-94, Rutgers 1994-95, Bowling Green 1996-97. Pro coach: Barcelona Dragons (WLAF) 1992, Frankfurt Galaxy (NFL) 1998, Philadelphia Eagles 1999-2006, New York Giants 2007-08 and 2015-17, St. Louis Rams 2009-11 (head coach), New Orleans Saints 2012, Baltimore Ravens 2013-14. Joined Chiefs in 2019.

**Dave Toub**, assistant head coach/special teams coordinator; born June 1, 1962, Ossining, N.Y. Offensive lineman Springfield College 1980-81 and Texas-El Paso 1983-84. No pro playing experience. College coach: Texas El-Paso 1987-89, Missouri 1989-2000. Pro coach: Philadelphia Eagles 2001-03, Chicago Bears 2004-12. Joined Chiefs in 2013.

### RECORD HOLDERS

#### INDIVIDUAL RECORDS—CAREER

Rushing (Yds.)	Jamaal Charles, 2008-16	7,260
Passing (Yds.)	Len Dawson, 1962-75	28,507
Passing (TDs)	Len Dawson, 1962-75	237
Receiving (No.)	Tony Gonzalez, 1997-2008	916
Receiving (Yds.)	Tony Gonzalez, 1997-2008	10,940
Interceptions	Emmitt Thomas, 1966-78	58
Punting (Avg.)	Dustin Colquitt, 2005-19	44.8
Punt Return (Avg.)	Dexter McCluster, 2010-13	12.1
Kickoff Return (Avg.)	Knile Davis, 2013-17	27.0
Field Goals	Nick Lowery, 1980-93	329
Touchdowns (Tot.)	Priest Holmes, 2001-07	83
Points	Nick Lowery, 1980-93	1,466
*Sacks	Derrick Thomas, 1989-99	126.5

#### INDIVIDUAL RECORDS—SINGLE SEASON

Rushing (Yds.)	Larry Johnson, 2006	1,789
Passing (Yds.)	Patrick Mahomes, 2018	5,097
Passing (TDs)	Patrick Mahomes, 2018	50
Receiving (No.)	Travis Kelce, 2020	105
Receiving (Yds.)	Tyreek Hill, 2018	1,479
Interceptions	Emmitt Thomas, 1974	12
Punting (Avg.)	Dustin Colquitt, 2012	46.8
Punt Return (Avg.)	Dante Hall, 2003	16.3
Kickoff Return (Avg.)	Quintin Demps, 2013	30.1
Field Goals	Harrison Butker, 2017	38
Touchdowns (Tot.)	Priest Holmes, 2003	27
Points	Priest Holmes, 2003	162
*Sacks	Justin Houston, 2014	22.0

#### INDIVIDUAL RECORDS—SINGLE GAME

Rushing (Yds.)	Jamaal Charles, 1-3-10	259
Passing (Yds.)	Elvis Grbac, 11-5-00	504
Passing (TDs)	Len Dawson, 11-1-64	6
	Patrick Mahomes, 9-16-18	6
	Patrick Mahomes, 11-19-18	6
Receiving (No.)	Tony Gonzalez, 1-2-05	14
Receiving (Yds.)	Stephone Paige, 12-22-85	309
Interceptions	Bobby Ply, 12-16-62	**4
	Bobby Hunt, 10-4-64	**4
	Deron Cherry, 9-29-85	**4
Field Goals	Cairo Santos, 10-4-15	7
Touchdowns (Tot.)	Abner Haynes, 11-26-61	5
	Jamaal Charles, 12-15-13	5
Points	Abner Haynes, 11-26-61	30
	Jamaal Charles, 12-15-13	30
*Sacks	Derrick Thomas, 11-11-90	**7.0

*\*Sacks became an official statistic in 1982  
\*\*NFL Record*

## KANSAS CITY CHIEFS

## 2022 VETERAN ROSTER

No.	Name	Pos.	Ht.	Wt.	Birthdate	NFL Exp.	College	Hometown	How Acq.	'21 Games/ Starts
73	Allegretti, Nick	G	6-4	315	4/21/1996	4	Illinois	Frankfort, Ill.	DF-19	17/0
30	Baker, DeAndre	CB	5-11	186	9/4/1997	3	Georgia	Miami, Fla.	FA-20	8/1
#	Barcoo, Luq	DB	6-1	180	7/27/1998	2	San Diego State	San Diego, Calif.	FA-22	0*
#	Bayless, Omar	WR	6-1	210	12/15/1996	2	Arkansas State	Laurel, Miss.	FA-22	0*
81	Bell, Blake	TE	6-6	260	8/7/1991	7	Oklahoma	Wichita, Kan.	FA-21	16/5
54	Bolton, Nick	LB	6-0	237	3/10/2000	2	Missouri	Frisco, Texas	D2a-21	16/12
79	Broughton, Cortez	DT	6-2	293	9/2/1996	3	Cincinnati	Warner Robins, Ga.	FA-21	1/0
57	Brown, Orlando	T	6-8	363	5/2/1996	5	Oklahoma	Baltimore, Md.	T(Bal)-21	16/16
6	Buechele, Shane	QB	6-1	208	1/8/1998	2	Southern Methodist	Arlington, Texas	FA-21	0*
45	Burton, Michael	FB	6-0	243	2/1/1992	8	Rutgers	Long Valley, N.J.	FA-21	16/0
21	Bush, Deon	DB	6-0	198	8/14/1993	7	Miami (Fla.)	Miami, Fla.	FA-22	14/4*
7	Butker, Harrison	K	6-4	196	7/14/1995	6	Georgia Tech	Decatur, Ga.	FA-17	16/0
#	Calhoun, Shilique	LB	6-4	260	3/20/1992	6	Michigan State	Middletown Township, N.J.	FA-22	0*
#	Carter, Jermaine	LB	6-1	225	1/14/1995	5	Maryland	Rockville, Md.	FA-22	17/17*
#	Christian, Geron	T	6-6	315	9/10/1996	5	Louisville	Ocala, Fla.	FA-22	14/8*
55	Clark, Frank	DE	6-3	261	6/17/1993	8	Michigan	Cleveland, Ohio	T(Sea)-19	14/14*
#	Coleman, Corey	WR	5-11	185	7/6/1994	5	Baylor	Dallas, Texas	FA-22	0*
51	Danna, Mike	DE	6-2	255	12/1/1997	3	Michigan	Detroit, Mich.	D5-20	17/6
25	Edwards-Helaire, Clyde	RB	5-8	205	4/11/1999	3	LSU	Baton Rouge, La.	D1-20	10/10
27	Fenton, Rashad	CB	5-11	193	2/17/1997	4	South Carolina	Miami, Fla.	D6a-19	14/8
88	Fortson, Jody	TE	6-6	240	12/7/1995	3	Valdosta State	Buffalo, N.Y.	FA-19	6/0
82	Fountain, Daurice	WR	6-2	212	12/22/1995	3	Northern Iowa	Madison, Wis.	FA-21	2/0
#	Franks, Jordan	TE	6-4	246	2/1/1996	2	Central Florida	Wakulla, Fla.	FA-22	1/0*
50	Gay, Willie	LB	6-1	235	2/15/1998	3	Mississippi State	Starkville, Miss.	D2-20	12/11
19	Gordon, Josh	WR	6-3	238	4/13/1991	6	Baylor	Houston, Texas	FA-21	12/7
40	Gore, Derrick	RB	5-9	207	12/13/1994	2	Louisiana-Monroe	Syracuse, N.Y.	FA-21	11/0
83	Gray, Noah	TE	6-4	243	4/30/1999	2	Duke	Leominster, Mass.	D5a-21	16/1
17	Hardman, Mecole	WR	5-10	180	3/12/1998	4	Georgia	Bowman, Ga.	D2a-19	17/8
47	Harris, Darius	LB	6-2	240	1/17/1996	3	Middle Tennessee State	Horn Lake, Miss.	FA-19	7/0
4	Henne, Chad	QB	6-3	215	7/2/1985	15	Michigan	West Lawn, Pa.	UFA-18	4/0
52	Humphrey, Creed	OL	6-5	309	6/28/1999	2	Oklahoma	Shawnee, Okla.	D2b-21	17/17
#	Johnson, Lonnie	CB	6-2	213	11/4/1995	4	Kentucky	Gary, Ind.	T(Hou)-22	14/7*
71	Johnson, Roderick	T	6-6	306	11/28/1995	5	Florida State	Florissant, Mo.	FA-21	0*
95	Jones, Chris	DT	6-6	298	7/3/1994	7	Mississippi State	Houston, Miss.	D2-16	14/14
#	Jones, Ronald	RB	5-11	208	8/3/1997	4	Southern California	McKinney, Texas	FA-22	16/3*
59	Kaindoh, Joshua	DE	6-7	262	12/27/1998	2	Florida State	Baltimore, Md.	D4-21	3/0
87	Kelce, Travis	TE	6-5	256	10/5/1989	10	Cincinnati	Cleveland Heights, Ohio	D3a-13	16/16
#	Lee, Elijah	LB	6-3	230	2/8/1996	6	Kansas State	Blue Springs, Mo.	FA-22	16/0*
15	Mahomes, Patrick	QB	6-3	227	9/17/1995	6	Texas Tech	Tyler, Texas	D1-17	17/17
97	Niang, Lucas	OL	6-7	339	8/19/1998	2	TCU	New Canaan, Conn.	D3-20	12/9
61	Nnadi, Derrick	DT	6-1	317	5/9/1996	5	Florida State	Virginia Beach, Va.	D3-18	17/10
20	Reid, Justin	S	6-1	203	2/15/1997	5	Stanford	Prairieville, La.	FA-22	13/13*
99	Saunders, Khalen	DT	6-0	324	8/9/1996	4	Western Illinois	St. Louis, Mo.	D3-19	7/0
65	Smith, Trey	OL	6-6	329	6/16/1999	2	Tennessee	Jackson, Tenn.	D6-21	17/17
9	Smith-Schuster, JuJu	WR	6-1	215	11/22/1996	6	Southern California	Long Beach, Calif.	FA-22	5/5*
38	Sneed, L'Jarius	CB	6-1	189	1/21/1997	3	Louisiana Tech	Minden, La.	D4-20	15/15
#	Stallworth, Taylor	DT	6-2	293	8/18/1995	4	South Carolina	Mobile, Ala.	FA-22	16/1*
22	Thornhill, Juan	S	6-0	203	10/19/1995	4	Virginia	Alltavista, Va.	D2b-19	17/12
62	Thuney, Joe	OL	6-5	304	11/18/1992	7	North Carolina State	Centerville, Ohio	FA-21	17/17
5	Townsend, Tommy	P	6-1	194	11/12/1996	3	Florida	Orlando, Fla.	FA-20	16/0
70	Wanogho, Prince Tega	T	6-5	303	11/22/1997	2	Auburn	Elmore, Ala.	FA-20	2/0
#	Walson, Justin	WR	6-0	230	4/4/1996	5	Pennsylvania	Bridgeville, Pa.	FA-22	1/0*
98	Wharton, Tershawn	DT	6-4	278	6/25/1998	3	Missouri S&T	University City, Mo.	FA-20	17/1
41	Winchester, James	LS	6-3	242	8/6/1989	8	Oklahoma	Washington, Okla.	FA-15	17/0
77	Wylie, Andrew	G	6-6	310	8/19/1994	5	Eastern Michigan	Midland, Mich.	FA-17	13/7

## KANSAS CITY CHIEFS

\* Barcoo last active with Jacksonville in '20; Bayless did not play in 2021 after missing '20 season because of injury; Bush played 14 games with Chicago; Carter played 17 games with Carolina; Coleman last active with New York Giants in '18; Franks played one game with Cleveland; Geron played 14 games with Houston; L.Johnson played 14 games with Houston; Lee played 16 games with Cleveland; R.Johnson last active with Houston in '20; R.Jones played 16 games with Tampa Bay; Reid played 13 games with Houston; Smith-Schuster played five games with Pittsburgh; Stallworth played 16 games with Indianapolis; Watson played one game with Tampa Bay;

Players lost through unrestricted free agency (nine): OL Austin Blythe (SEA, four games); DB Mike Hughes (DET, 17); DL Melvin Ingram (MIA, nine); WR Byron Pringle (CHI, 17); DT Jarran Reed (GB, 17); WR Demarcus Robinson (LV, 17); S Daniel Sorensen (NO, 17); DB Charvarius Ward (SF, 13); DB Armani Watts (IND, 16).

Also played with Chiefs in '21—K Elliott Fry (one game); TE Nakie Griffin (one); DL Demone Harris (two); WR Tyreek Hill (17); LB Anthony Hitchens (15); DB Josh Jackson (two); WR Marcus Kemp (16); DB Chris Lammons (12); S Tyrann Mathieu (16); RB Jerick McKinnon (13); LB Ben Niemann (17); LB Dorian O'Daniel (17); DL Alex Okafor (17); OL Mike Remmers (three); LB Christian Rosenbloom (one); P Johnny Townsend (one); RB Darrel Williams (17).

### FIRST-YEAR ROSTER

Name	Pos.	Ht.	Wt.	Birthdate	College	Hometown	How Acq.
Anderson, Zayne (1)	DB	6-2	205	1/3/1997	Brigham Young	Stansbury Park, Utah	FA-21
Bootle, Dicaprio (1)	DB	5-10	182	9/17/1997	Nebraska	Miami, Fla.	FA-21
Bushman, Matt (1)	TE	6-5	245	11/3/1995	Brigham Young	Tucson, Ariz.	FA-21
Caliendo, Michael	OL	6-4	300	10/21/1997	Western Michigan	Brookfield, Wis.	FA
Chenal, Leo	LB	6-2	261	10/26/2000	Wisconsin	Grantsburg, Wis.	D3
Cochrane, Jack	LB	6-3	230	2/9/1999	South Dakota	Mount Vernon, Iowa	FA
Cook, Bryan	S	6-1	210	9/7/1999	Cincinnati	Cincinnati, Ohio	D2b
Crum, Dustin	QB	6-3	207	1/5/1999	Kent State	Cincinnati, Ohio	FA
Dandridge, Brandin (1)	DB	5-11	183	8/19/1996	Missouri Western	Lee's Summit, Mo.	FA
Ealy, Jerrión	WR/RB	5-9	185	8/19/2000	Mississippi	Walnut Grove, Miss.	FA
Edwards, Austin (1)	DE	6-5	273	8/27/1997	Ferris State	Lansing, Mich.	FA-20
Fleet-Davis, Tayon	RB	6-0	215	11/19/1998	Maryland	Oxon Hill, Md.	FA
Gordon, Anthony (1)	QB	6-3	201	8/28/1996	Washington State	Pacifica, Calif.	FA
Greer, Nasir	DB	6-0	201	9/16/1999	Wake Forest	Stockbridge, Ga.	FA
Herring, Malik (1)	DE	6-3	280	11/9/1997	Georgia	Forsyth, Ga.	FA-21
Johnson, Nazeeh	S	6-2	189	7/17/1998	Marshall	Martinsburg, W.Va.	D7c
Karlaftis, George	DE	6-4	275	4/3/2001	Purdue	West Lafayette, Ind.	D1b
Key, Devon (1)	DB	6-1	204	10/28/1997	Western Kentucky	Lexington, Ky.	FA-21
Kinnard, Darian	T	6-5	345	12/29/1999	Kentucky	Knoxville, Tenn.	D5
Knox, Brenden (1)	RB	5-11	215	10/10/1998	Marshall	Columbus, Ohio	FA
McDuffie, Trent	CB	5-11	195	9/13/2000	Washington	Westminster, Calif.	D1
Moore, Sky	WR	5-11	195	9/10/2000	Western Michigan	New Kensington, Pa.	D2
Oginni Hassan, Kehinde	TE	6-7	225	3/3/1999		Abuja, Nigeria	FA
Pacheco, Isiah	RB	5-11	215	3/2/1999	Rutgers	Vineland, N.J.	D7b
Powell, Cornell (1)	WR	6-0	210	10/30/1997	Clemson	Greenville, N.C.	D5b-21
Pryor, Gene	T	6-3	310	1/16/1998	Hawaii	Visalia, Calif.	FA
Rose, Mike	LB	6-4	250	5/25/2000	Iowa State	Brecksville, Ohio	FA
Ross, Justyn	WR	6-4	205	12/15/1999	Clemson	Phenix City, Ala.	FA
Sexton, Mathew (1)	WR	5-11	175	10/17/1997	Eastern Michigan	Clinton, Mich.	FA
Stills, Darius (1)	DT	6-1	292	5/1/1998	West Virginia	Fairmont, W.Va.	FA
Vital, Mark (1)	TE	6-5	250	11/7/1996	Baylor	Lake Charles, La.	FA-21
Watson, Jaylen	DB	6-3	204	9/17/1998	Washington State	Augusta, Ga.	D7a
Williams, Darryl (1)	OL	6-3	304	6/10/1997	Mississippi State	Bessemer, Ala.	FA-20
Williams, Joshua	DB	6-3	197	10/17/1999	Fayetteville State	Fayetteville, N.C.	D4

The term **NFL Rookie** is defined as a player who is in his first season of professional football and has not been on the roster of another professional football team for any regular-season or postseason games. A **Rookie** is designated by an "R" on NFL rosters. Players who have been active in another professional football league or players who have NFL experience, including either preseason training camp or being on an Active List or Inactive List, or on Reserve/Injured or Reserve/Physically Unable to Perform for fewer than six regular-season games, are termed **NFL First-Year Players**. An **NFL First-Year Player** is designated by a "1" on NFL rosters. Thereafter, a player is credited with an additional year of experience for each season in which he accumulates six games on the Active List or Inactive List, or on Reserve/Injured or Reserve/Physically Unable to Perform.

Log on to [www.kcchiefs.com](http://www.kcchiefs.com) for an up-to-date roster.



## LAS VEGAS RAIDERS



American Football Conference  
West Division

Intermountain Healthcare Performance  
Center and Raiders Headquarters  
1475 Raiders Way  
Henderson, NV 89052  
Telephone: (702) 520-2020

Team Colors: Silver and Black

### 2022 SCHEDULE

#### PRESEASON

Aug. 4 vs Jacksonville (Canton) ...5:00 PM  
Aug. 14 **Minnesota** .....1:25 PM  
Aug. 20 at Miami.....4:00 PM  
Aug. 26 **New England**.....5:15 PM

#### REGULAR SEASON

Sept. 11 at L.A. Chargers.....1:25 PM  
Sept. 18 **Arizona** .....1:25 PM  
Sept. 25 at Tennessee .....10:00 AM  
Oct. 2 **Denver** .....1:25 PM  
Oct. 10 at Kansas City (Mon) .....5:15 PM  
BYE  
Oct. 23 **Houston**.....1:05 PM  
Oct. 30 at New Orleans .....10:00 AM  
Nov. 6 at Jacksonville .....10:00 AM  
Nov. 13 **Indianapolis** .....1:05 PM  
Nov. 20 at Denver.....1:05 PM  
Nov. 27 at Seattle.....1:05 PM  
Dec. 4 **L.A. Chargers**.....1:25 PM  
Dec. 8 at L.A. Rams (Thu).....5:15 PM  
Dec. 18 **New England**.....5:20 PM  
Dec. 24 at Pittsburgh (Sat).....5:15 PM  
Jan. 1 **San Francisco**.....1:05 PM  
Jan. 7/8 **Kansas City**.....TBD

*\* All times PT; Sunday night games in  
Weeks 5-15 and 17 subject to change*

**Stadium:** Allegiant Stadium  
3333 Al Davis Way  
Las Vegas, NV 89118

**Opened:** 2020  
**Capacity:** 65,000  
**Playing Surface:** Natural Bermuda

#### Training Camp:

Intermountain Healthcare  
Performance Center and  
Raiders Headquarters  
1475 Raiders Way  
Henderson, NV 89052

#### CLUB OFFICIALS

Owner: Mark Davis  
General Manager: Dave Ziegler  
SVP – Chief of Staff: Marcel Reece  
Board of Directors: Larry Delsen  
SVP – Director of Football Administration:  
Tom Delaney  
Assistant General Manager: Champ Kelly  
Senior Personnel Advisor: Shaun Herock  
Director of Pro Personnel: Dwayne Joseph  
Director of College Scouting:  
Brandon Yeagan  
Director of Football Systems:  
Brad Goldsberry  
Director of Scouting Administration and  
Assistant to the General Manager:  
John Barnett  
Director, Scout Development: Keith Kidd  
Senior National Scouts: DuJuan Daniels,  
Andy Dengler, Lenny McGill  
Pro Scouts: Jordan Hein, Ben Chester,  
Adam Maxie  
Area Scouts: Calvin Branch, Zack  
Crockett, Matt Hand, John Hill, Kyle  
Newhall-Caballero, Glenn Schembechler  
VP – Football Operations/Assistant to  
Head Coach: Tom Jones  
VP – Security: Bob Stritti  
Director of Operations: Pete Caracciolo  
Director of Football Analytics:  
David Christoff  
Head Athletic Trainer: Chris Cortez  
Director of Video Operations:  
Joe Harrington  
Senior Director of Media Relations:  
Will Kiss  
Head Groundskeeper: Zach Longenecker  
Performance Nutrition Director: Ricky Ng  
Director of Equipment Operations:  
Bob Romanski  
Director of Player Engagement:  
Montelle Sanders  
Director of Sports Medicine  
Administration/Athletic Trainer:  
Scott Touchet  
SVP – Community Relations and Public  
Affairs: Rosie Bone  
SVP – Chief Financial Officer:  
Michael Crome  
SVP – General Counsel: Kevin Manara  
SVP – Administration, Facilities and  
Ownership: Cheryl Nichols  
VP – Tours and Group Sales: Jay Chess  
VP – Raider Image: Barry De Vilbiss  
VP – Corporate Partnerships:  
Christian Howard  
VP – Alumni Relations: Shannon Jordan  
VP – Revenue Planning and Analytics:  
Jonathan Martinez  
VP – Premium Sales and Service:  
Ciava Martinez  
VP – Information Technology: Matt Pasco  
VP – Production and Programming:  
Brad Phinney  
VP – Associate General Counsel:  
Zahir Rahman  
VP – Community Relations:  
Erin Rauhauser  
VP – Financial Planning and Analysis:  
Jeff Stilkey

#### COACHING HISTORY

**Oakland 1960-81, 1995-2019**  
**Los Angeles 1982-94**  
**(516-467-11)**

*Records include postseason games*

1960-61	Eddie Erdelatz*	6-10-0
1961-62	Marty Feldman**	2-15-0
1962	Red Conkright	1-8-0
1963-65	Al Davis	23-16-3
1966-68	John Rauch	35-10-1
1969-78	John Madden	112-39-7
1979-87	Tom Flores	91-56-0
1988-89	Mike Shanahan***	8-12-0
1989-94	Art Shell	56-41-0
1995-96	Mike White	15-17-0
1997	Joe Bugel	4-12-0
1998-2001	Jon Gruden	40-28-0
2002-03	Bill Callahan	17-18-0
2004-05	Norv Turner	9-23-0
2006	Art Shell	2-14-0
2007-08	Lane Kiffin***	5-15-0
2008-10	Tom Cable	17-27-0
2011	Hue Jackson	8-8-0
2012-14	Dennis Allen#	8-28-0
2014	Tony Sparano	3-9-0
2015-17	Jack Del Rio	25-24-0
2018-21	Jon Gruden##	22-31-0
2021	Rich Bisaccia	7-6-0
2022-	Josh McDaniels	0-0-0

\* Released after two games in 1961

\*\* Released after five games in 1962

\*\*\* Released after four games in 1989

\*\*\*\* Released after four games in 2008

# Released after four games in 2014

## Resigned after five games in 2021

#### PAID ATTENDANCE, 2021

Home 529,188      Away 567,481  
Total 1,096,669  
Single-game home record,  
92,496, (11/2/86),  
Los Angeles Memorial Coliseum  
Single-season home record,  
529,188 (2021)

#### 2022 DRAFT CHOICES

Rd	Name	Pos	College
3	Dylan Parham	G	Memphis
4	Zamir White	RB	Georgia
4	Neil Farrell	DT	LSU
5	Matthew Butler	DT	Tennessee
7	Thayer Munford	T	Ohio St.
7	Brittain Brown	RB	UCLA

## LAS VEGAS RAIDERS

### 2021 TEAM RECORD

#### REGULAR SEASON (10-7)

Date	Opponent	Result
Sept. 13	BALTIMORE (OT)	W 33-27
Sept. 19	at Pittsburgh	W 26-17
Sept. 26	MIAMI (OT)	W 31-28
Oct. 4	at L.A. Chargers	L 14-28
Oct. 10	CHICAGO	L 9-20
Oct. 17	at Denver	W 34-24
Oct. 24	PHILADELPHIA	W 33-22
Nov. 7	at N.Y. Giants	L 16-23
Nov. 14	KANSAS CITY	L 14-41
Nov. 21	CINCINNATI	L 13-32
Nov. 25	at Dallas (OT)	W 36-33
Dec. 5	WASHINGTON	L 15-17
Dec. 12	at Kansas City	L 9-48
Dec. 20	at Cleveland	W 16-14
Dec. 26	DENVER	W 17-13
Jan. 2	at Indianapolis	W 23-20
Jan. 9	L.A. CHARGERS (OT)	W 35-32

#### POSTSEASON (0-1)

Jan. 15	at Cincinnati	L 19-26
---------	---------------	---------

#### SCORE BY PERIODS

Team	66	98	94	95	21	—	374
Opponents	86	127	49	171	6	—	439

### 2021 TEAM STATISTICS

	Team	Opp.
Total First Downs	349	349
Rushing	95	109
Passing	217	202
Penalty	37	38
3rd Down: Made/Att	77/206	91/230
3rd Down Pct.	37.4	39.6
4th Down: Made/Att	12/19	21/29
4th Down Pct.	63.2	72.4
Possession Avg.	30:04	29:56
Total Net Yards	6184	5732
Avg. Per Game	363.8	337.2
Total Plays	1082	1103
Avg. Per Play	5.7	5.2
Net Yards Rushing	1617	1943
Avg. Per Game	95.1	114.3
Total Rushes	414	462
Net Yards Passing	4567	3789
Avg. Per Game	268.6	222.9
Sacked/Yards Lost	40/241	35/207
Gross Yards	4808	3996
Att./Completions	628/429	606/400
Completion Pct.	68.3	66.0
Had Intercepted	14	6
Punts/Average	64/50.0	68/46.7
Net Punting Avg.	64/42.5	68/41.8
Penalties/Yards	124/1104	99/1021
Fumbles/Ball Lost	29/10	21/9
Touchdowns	37	51
Rushing	14	18
Passing	23	29
Returns	0	4

### 2021 INDIVIDUAL STATISTICS

PASSING	Att	Cmp	Yds	Cmp%	Yds/Att	TD	TD%	Int	Int%	LG	Sk/Lost	Rtng
Carr	626	428	4804	68.4	7.67	23	3.7	14	2.2	61t	40/241	94.0
Mariota	2	1	4	50.0	2.00	0	0.0	0	0.0	4	0/0	56.3
Team	628	429	4808	68.3	7.66	23	3.7	14	2.2	61t	40/241	93.8
Opponents	606	400	3996	66.0	6.59	29	4.8	6	1.0	52	35/207	96.4

#### TD TD TD TD

SCORING	Tot	Ru	Rec	Rt	PAT	FG	Saf	Pts
Carlson	0	0	0	0	30/33	40/43	0	150
Jacobs	9	9	0	0	0	0	54	
Renfrow	9	0	9	0	0	0	54	
Drake	3	2	1	0	0	0	18	
Edwards	3	0	3	0	0	0	18	
Moreau	3	0	3	0	0	0	18	
Barber	2	2	0	0	0	0	12	
D.Jackson	1	0	1	0	0	0	6	
Ruggs III	2	0	2	0	0	0	12	
Waller	2	0	2	0	0	0	12	
Ingold	1	0	1	0	0	0	6	
Jones	1	0	1	0	0	0	6	
Mariota	1	1	0	0	0	0	6	
Hayward	0	0	0	0	1	2	2	
Team	37	14	23	0	30/33	40/43	1	374
Opponents	51	18	29	4	44/46	27/33	0	439

2-Pt Conv: Team 0-3. Opponents 3-5.

#### RUSHING

	No.	Yds	Avg	LG	TD
Jacobs	217	872	4.0	28	9
Drake	63	254	4.0	21	2
Barber	55	212	3.9	27	2
Carr	40	108	2.7	22	0
Mariota	13	87	6.7	31	1
Richard	9	40	4.4	23	0
Ruggs III	3	16	5.3	7	0
Ragas	1	9	9.0	9	0
Leavitt	2	6	3.0	4	0
D.Jackson	1	4	4.0	4	0
Jones	2	3	1.5	4	0
Renfrow	3	3	1.0	5	0
Peterman	2	2	1.0	1	0
Ingold	2	1	0.5	1	0
Edwards	1	0	0.0	0	0
Team	414	1617	3.9	31	14
Opponents	462	1943	4.2	51t	18

#### RECEIVING

	No.	Yds	Avg	LG	TD
Renfrow	103	1038	10.1	54	9
Waller	55	665	12.1	33	2
Jacobs	54	348	6.4	29	0
Jones	47	546	11.6	43	1
Edwards	34	571	16.8	51	3
Moreau	30	373	12.4	44	3
Drake	30	291	9.7	31t	1
Ruggs III	24	469	19.5	61t	2
D.Jackson	12	233	19.4	56t	1
Richard	12	72	6.0	19	0
Ingold	10	85	8.5	29	1
Barber	10	67	6.7	23	0
Snead	3	32	10.7	15	0
Carrier	2	13	6.5	9	0
Ragas	2	6	3.0	4	0
Helm	1	-1	-1.0	-1	0
Team	429	4808	11.2	61t	23
Opponents	400	3996	10.0	52	29

#### INTERCEPTIONS

	No.	Yds	Avg	LG	TD
Moehrig	1	35	35.0	35	0
Mullen	1	18	18.0	18	0
Hobbs	1	9	9.0	9	0
Abram	1	6	6.0	6	0
Facyson	1	0	0.0	0	0
Hayward	1	0	0.0	0	0
Team	6	68	11.3	35	0
Opponents	14	193	13.8	85t	2

#### PUNTING

	No.	Yds	Avg	Net Bk	Int	LG	B
Cole	64	3202	50.0	42.5	7	28	71
Team	64	3202	50.0	42.5	7	28	71
Opponents	68	3173	46.7	41.8	1	31	60

#### PUNT

RETURNS	Ret	FC	Yds	Avg	LG	TD
Renfrow	31	20	303	9.8	41	0
Kwiatkoski	1	0	6	6.0	6	0
Team	32	20	309	9.7	41	0
Opponents	28	17	341	12.2	37	0

#### KICKOFF

RETURNS	No.	Yds	Avg	LG	TD
Richard	11	227	20.6	32	0
Drake	10	192	19.2	31	0
T.Johnson	8	156	19.5	34	0
Ruggs III	4	70	17.5	22	0
Barber	2	49	24.5	25	0
Team	35	694	19.8	34	0
Opponents	33	742	22.5	100t	1

#### FIELD

GOALS	1-19	20-29	30-39	40-49	50+
Carlson	0/0	10/11	12/12	12/13	6/7
Team	0/0	10/11	12/12	12/13	6/7
Opponents	0/0	1/1	6/6	13/16	7/10

#### SACKS

	No.
Ngakoue	10.0
Crosby	8.0
Jefferson	4.5
Thomas	3.5
Koonce	2.0
Philon	2.0
Ferrell	1.5
Nassib	1.5
Hobbs	1.0
Littleton	0.5
Square	0.5
Team	35.0
Opponents	40.0

## LAS VEGAS RAIDERS

## 2022 COACHING STAFF

**Josh McDaniels, Head Coach**

**Pro career:** Josh McDaniels was named head coach of the Raiders on Jan. 31, 2022, after having served as the New England Patriots' offensive coordinator from 2012-21. He has 21 seasons of coaching experience at the NFL level, including seasons as an offensive coordinator for the St. Louis Rams (2011) and head coach of the Denver Broncos (2009-10), where he became the fifth-youngest head coach in NFL history at the time (32 years, 8 months). Prior to joining the Broncos, McDaniels spent eight years during his first stint as a member of the Patriots' coaching staff, including three seasons as an offensive coordinator (2006-08), two seasons as quarterbacks coach (2004-05) and three seasons as a coaching assistant (2001-03). In 14 seasons as an offensive coordinator (2006-08, 2011, 2012-21), McDaniels has directed an offense that ranked in the top-10 on eight occasions, including the league's No. 1-ranked offense three times (2007, 2012 and 2017). He has also guided offenses on teams with 10-or-more wins in 12 seasons and been a part of six Super Bowl championships, 14 division titles and eight conference crowns with New England.

**Background:** Played wide receiver at John Carroll from 1995-98 and coached collegiately at Michigan State in 1999. No pro playing experience.

**Personal:** Born April 22, 1976, in Canton, Ohio. McDaniels and his wife, Laura, have four children.

## ASSISTANT COACHES

**Chris Ash,** defensive backs; born Dec. 24, 1973, Ottumwa, Iowa. Safety Drake 1994-96. No pro playing experience. College coach: Drake 1997-99, Iowa State 2000-06, San Diego State 2007-08, Iowa State 2009, Wisconsin 2010-12, Arkansas 2013, Ohio State 2014-15, Rutgers 2016-19, Texas 2019-20. Pro coach: Jacksonville Jaguars 2021. Joined Raiders in 2022.

**D'Anthony Batiste,** strength and conditioning assistant; born March 29, 1982, Marksville, La. Offensive lineman Louisiana-Lafayette 2000-03. Pro offensive lineman Dallas Cowboys 2006, Carolina Panthers 2006, Atlanta Falcons 2007-08, Washington Redskins 2008-09, Denver Broncos 2009-10, Arizona Cardinals 2010-12, Pittsburgh Steelers 2013. No college coaching experience. Pro coach: Joined Raiders in 2018.

**Edgar Bennett,** wide receivers; born Feb. 15, 1969, Jacksonville, Fla. Running back Florida State 1987 and 1989-91. Pro running back Green Bay Packers 1992-96, Chicago Bears 1998-99. No college coaching experience. Pro coach: Green Bay Packers 2001-17. Joined Raiders in 2018.

**Carmen Bricillo,** offensive line; born June 14, 1976, Shelocta, Pa. Center Duquesne 1994-97. No pro playing experience. College coach: Duquesne 2005, Akron 2006-08, Illinois 2009, Youngstown State 2010-18. Pro coach: New England Patriots 2019-21. Joined Raiders in 2022.

**Cameron Clemmons,** assistant offensive line; born Aug. 3, 1992, Mt. Juliet, Tenn. Offensive lineman Western Kentucky 2010-14. No pro playing experience. College coach: Eastern Kentucky 2015, Tennessee 2016-19. Pro coach: Joined Raiders in 2020.

**Maurice Drayton,** assistant special teams; born Oct. 5, 1976, Moncks Corner, S.C. Defensive back The Citadel 1994-98. No pro playing experience. College coach: The Citadel 1999-2005 and 2014-15, South Carolina State 2008-09, Coastal Carolina 2010-11, Southern Mississippi 2012. Pro coach: Charleston Swamp Foxes (AFL2) 2000-02, Seinajoki Crocodiles (European Football League) 2006, Montreal Alouettes (CFL) 2013, Indianapolis Colts 2016-17, Green Bay Packers 2018-21. Joined Raiders in 2022.

**Matt Edwards,** defensive assistant/pass rush specialist; born Oct. 24, 1979, Cincinnati, Ohio. Linebacker/defensive end Miami (Ohio) 1998-2002. No pro playing experience. College coach: Wooster 2003, Kent State 2004-10, Miami (Ohio) 2011-12, Florida Atlantic 2013, Tiffin 2014-17. Pro coach: Tennessee Titans 2018-21. Joined Raiders in 2022.

**Matt Feeney,** defensive quality control; born Oct. 8, 1991, Dublin, Ohio. Linebacker John Carroll 2010-13. No pro playing experience. College coach: John Carroll 2014-16, Tennessee-Chattanooga 2017-18, Akron 2019-21. Pro coach: Joined Raiders in 2022.

**Patrick Graham,** defensive coordinator; born Jan. 24, 1979, Des Plaines, Ill. Defensive lineman Yale 1997-2001. No pro playing experience. College coach: Wagner 2002-03, Richmond 2004-06, Notre Dame 2007-08. Pro coach: New England Patriots 2009-15, New York Giants 2016-17 and 2020-21, Green Bay Packers 2018, Miami Dolphins 2019. Joined Raiders in 2022.

**Deuce Gruden,** strength and conditioning assistant; born Jan. 19, 1994, Green Bay, Wis. Tailback Lafayette College 2012-15. Pro coach: Washington Redskins 2016-17. Joined Raiders in 2018.

**Bo Hardegree,** quarterbacks; born July 5, 1984, Jackson, Tenn. Quarterback Tennessee 2003-06. No pro playing experience. College coach: Duke 2008-10, LSU 2011-13. Pro coach: Denver Broncos 2014, Chicago Bears 2015, Miami Dolphins 2016-18, New York Jets 2019-20, New England Patriots 2021. Joined Raiders in 2022.

**Mick Lombardi,** offensive coordinator; born Oct. 1, 1988, Ocean City, N.J. Attended Fordham. No college or pro playing experience. College coach: Fordham 2009-10. Pro coach: New England Patriots 2011-12 and 2019-21, San Francisco 49ers 2013-16, New York Jets 2017-18. Joined Raiders in 2022.

**Tom McMahon,** special teams coordinator; born July 12, 1969, Helena, Mont. Attended Carroll College. No college or pro playing experience. College coach: Carroll College 1992 and 1994, Utah State 1995-2005, Louisville 2006. Pro coach: Atlanta Falcons 2007-08, St. Louis Rams 2009-11, Kansas City Chiefs 2012, Indianapolis Colts 2013-17, Denver Broncos 2018-21. Joined Raiders in 2022.

**A.J. Neibel,** head strength and conditioning coach; born Aug. 31, 1972, Cupertino, Calif. No college or pro playing experience. No college coaching experience. Pro coach: Oakland Raiders 2003-08, San Francisco Giants (MLB) 2009-10, Atlanta Falcons 2011-16, Jacksonville Jaguars 2017-18. Rejoined Raiders in 2019.

**Frank Okam,** defensive line; born Oct. 16, 1985, Pine Bluff, Ark. Defensive tackle Texas 2004-07. Pro defensive tackle Houston Texans 2008-10, Seattle Seahawks 2010, Tampa Bay Buccaneers 2010-12, New York Giants 2013. College coach: Rice 2014-17, Baylor 2018-19. Pro coach: Carolina Panthers 2020-21. Joined Raiders in 2022.

**Antonio Pierce,** linebackers; born Oct. 26, 1978, Ontario, Calif. Linebacker Arizona 2001. Pro linebacker Washington Redskins 2001-04, New York Giants 2005-09. College coach: Arizona State 2017-21. Pro coach: Joined Raiders in 2022.

**Kennedy Polamalu,** running backs; born Nov. 22, 1963, Pago Pago, American Samoa. Fullback/linebacker Southern California 1982-85. No pro playing experience. College coach: UCLA 1992-93, San Diego State 1994-96 and 1999, Colorado 1997-98, Southern California 2000-03. Pro coach: Cleveland Browns 2004, Jacksonville Jaguars 2005-09, Minnesota Vikings 2017-21. Joined Raiders in 2022.

**Rob Ryan,** senior defensive assistant; born Dec. 13, 1962, Ardmore, Okla. Outside linebacker Southwestern Oklahoma State 1981-82. No pro playing experience. College coach: Western Kentucky 1987, Ohio State 1988, Tennessee State 1989-93, Hutchinson (Kan.) C.C. 1996, Oklahoma State 1997-99. Pro coach: Arizona Cardinals 1994-95, New England Patriots 2000-03, Oakland Raiders 2004-08, Cleveland Browns 2009-10, Dallas Cowboys 2011-12, New Orleans Saints 2013-15, Buffalo Bills 2016, Washington Redskins 2019, Baltimore Ravens 2021. Joined Raiders in 2022.

**Jerry Schuplinski,** senior offensive assistant; born April 4, 1977, Garfield Heights, Ohio. Fullback John Carroll 1996-99. No pro playing experience. College coach: John Carroll 2000-01, Case Western Reserve 2007-12. Pro coach: New England Patriots 2013-18, Miami Dolphins 2019, New York Giants 2020-21. Joined Raiders in 2022.

## LAS VEGAS RAIDERS

**Matt Sheldon**, director of football research; born Feb. 26, 1969, Schofield, Wis. Defensive back Minnesota 1987-91. No pro playing experience. College coach: Wisconsin 1997-99. Pro coach: St. Louis Rams 2001-05, Buffalo Bills 2006-09, Minnesota Vikings 2010-11, Montreal Alouettes (CFL) 2012, Chicago Bears 2015-16, Miami Dolphins 2017-18, New York Jets 2019-20, Denver Broncos 2021. Joined Raiders in 2022.

**Jason Simmons**, defensive backs/pass game coordinator; born March 30, 1976, Inglewood, Calif. Cornerback Arizona State 1994-97. Pro defensive back Pittsburgh Steelers 1998-2001, Houston Texans 2002-07. Pro coach: Green Bay Packers 2011-19, Carolina Panthers 2020-21. Joined Raiders in 2022.

**Mitch Singler**, offensive quality control; born Oct. 3, 1990, Portland, Ore. Wide receiver Oregon State 2009-13. No pro playing experience. College coach: Duke 2018-21. Pro coach: Joined Raiders in 2022.

**Rick Slate**, strength and conditioning assistant; born Feb. 13, 1966, St. Augustine, Fla. Attended Florida State. No college or pro playing experience. College coach: Florida State 1987-92. Pro coach: Florida Marlins (MLB) 1992-2001, New York Mets (MLB) 2003-10, Atlanta Braves 2011-17 (MLB). Joined Raiders in 2018.

**Fred Walker**, offensive assistant; born March 22, 1993, Canton, Miss. Attended Mississippi State. No college or pro playing experience. College coach:

Mississippi State 2011-14, Troy 2015-16, Tennessee Tech 2017, Duke 2018-19, Murray State 2020, Massachusetts 2021. Pro coach: Joined Raiders in 2022.

### RECORD HOLDERS

#### INDIVIDUAL RECORDS—CAREER

Rushing (Yds.)	Marcus Allen, 1982-92	8,545
Passing (Yds.)	Derek Carr, 2014-21	31,700
Passing (TDs)	Derek Carr, 2014-21	193
Receiving (No.)	Tim Brown, 1988-2003	1,070
Receiving (Yds.)	Tim Brown, 1988-2003	14,734
Interceptions	Willie Brown, 1967-78	39
	Lester Hayes, 1977-86	39
Punting (Avg.)	Shane Lechler, 2000-12	47.6
Punt Return (Avg.)	Claude Gibson, 1963-65	12.6
Kickoff Return (Avg.)	Clarence Davis, 1971-78	27.1
Field Goals	Sebastian Janikowski, 2000-16	414
Touchdowns (Tot.)	Tim Brown, 1988-2003	104
Points	Sebastian Janikowski, 2000-16	1,799
*Sacks	Greg Townsend, 1983-93, 1997	107.5

#### INDIVIDUAL RECORDS—SINGLE SEASON

Rushing (Yds.)	Marcus Allen, 1985	1,759
Passing (Yds.)	Derek Carr, 2021	4,804
Passing (TDs)	Daryle Lamonica, 1969	34
Receiving (No.)	Darren Waller, 2020	107
Receiving (Yds.)	Tim Brown, 1997	1,408
Interceptions	Lester Hayes, 1980	13
Punting (Avg.)	Shane Lechler, 2009	51.1
Punt Return (Avg.)	Claude Gibson, 1964	14.4
Kickoff Return (Avg.)	Jack Larscheid, 1960	28.4
Field Goals	Daniel Carlson, 2021	40
Touchdowns (Tot.)	Marcus Allen, 1984	18
Points	Daniel Carlson, 2021	150
*Sacks	Derrick Burgess, 2005	16.0

#### INDIVIDUAL RECORDS—SINGLE GAME

Rushing (Yds.)	Napoleon Kaufman, 10-19-97	227
Passing (Yds.)	Derek Carr, 10-30-16	513
Passing (TDs)	Tom Flores, 12-22-63	6
	Daryle Lamonica, 10-19-69	6
Receiving (No.)	Tim Brown, 12-21-97	14
	Brandon Myers, 12-2-12	14
Receiving (Yds.)	Art Powell, 12-22-63	247
Interceptions	Many times	3
	Last time by Rod Woodson, 9-29-02	
Field Goals	Sebastian Janikowski, 11-27-11	6
Touchdowns (Tot.)	Art Powell, 12-22-63	4
	Marcus Allen, 9-24-84	4
	Harvey Williams, 11-16-97	4
	Darren McFadden, 10-24-10	4
	Art Powell, 12-22-63	24
	Marcus Allen, 9-24-84	24
	Harvey Williams, 11-16-97	24
	Darren McFadden, 10-24-10	24
	Howie Long, 10-2-83	5.0
	Khalil Mack, 12-13-15	5.0

\*Sacks became an official statistic in 1982  
\*\*NFL Record

## LAS VEGAS RAIDERS

## 2022 VETERAN ROSTER

No.	Name	Pos.	Ht.	Wt.	Birthdate	NFL Exp.	College	Hometown	How Acq.	'21 Games/ Starts
22	Abdullah, Ameer	RB	5-9	203	6/13/1993	8	Nebraska	Homewood, Ala.	UFA(Car)-22	17/1*
24	Abram, Johnathan	S	6-0	205	10/25/1996	4	Mississippi State	Columbia, Miss.	D1c-19	14/14
17	t- Adams, Davante	WR	6-1	215	12/24/1992	9	Fresno State	Palo Alto, Calif.	T(GB)-22	16/16*
29	Averett, Anthony	CB	5-11	185	11/30/1994	5	Alabama	Woodbury, N.J.	UFA(Bal)-22	14/14*
64	Bars, Alex	G	6-5	334	9/8/1995	4	Notre Dame	Nashville, Tenn.	UFA(Chi)-22	17/3*
78	Barton, Jackson	T	6-7	302	8/8/1995	4	Utah	Salt Lake City, Utah	FA-21	2/0
97	Billings, Andrew	DT	6-1	311	3/6/1995	6	Baylor	Waco, Texas	FA-22	6/0*
34	Bolden, Brandon	RB	5-11	220	1/26/1990	10	Mississippi	Baton Rouge, La.	UFA(NE)-22	17/1*
96	Bower, Tashawn	DE	6-5	250	2/18/1995	5	LSU	Somerville, N.J.	UFA(Min)-22	6/0*
82	Bowers, Nick	TE	6-4	265	5/26/1996	2	Penn State	Kittanning, Pa.	FA-20	5/0
50	Brown, Jayon	LB	6-0	226	2/26/1995	6	UCLA	Long Beach, Calif.	UFA(Ten)-22	6/0*
94	Butler, Vernon	DT	6-4	330	6/14/1994	7	Louisiana Tech	Pike County, Miss.	UFA(Buf)-22	10/1*
2	Carlson, Daniel	K	6-5	215	1/23/1995	5	Auburn	Colorado Springs, Colo.	FA-18	17/0
4	Carr, Derek	QB	6-3	210	3/28/1991	9	Fresno State	Bakersfield, Calif.	D2-14	17/17
6	Cole, AJ	P	6-4	220	11/27/1995	4	North Carolina State	College Park, Ga.	FA-19	17/0
89	Cole, Keelan	WR	6-1	194	4/20/1993	6	Kentucky Wesleyan	Louisville, Ky.	FA-22	15/11*
98	Crosby, Maxx	DE	6-5	255	8/22/1997	4	Eastern Michigan	Colleyville, Texas	D4a-19	17/17
5	Deablo, Divine	LB	6-3	226	8/17/1998	2	Virginia Tech	Winston-Salem, N.C.	D3b-21	17/5
23	Drake, Kenyan	RB	6-1	211	1/26/1994	7	Alabama	Powder Springs, Ga.	UFA(Ari)-21	12/2
72	Eluemunor, Jermaine	G/T	6-4	335	12/13/1994	6	Texas A&M	London, England	FA-21	14/3
57	Fackrell, Kyler	LB	6-5	245	11/25/1991	7	Utah State	Mesa, Ariz.	UFA(LAC)-22	13/1*
99	Ferrell, Clelin	DE	6-4	265	5/17/1997	4	Clemson	Louisiana, Va.	D1a-19	16/0
37	Gillespie, Tyree	S	6-0	207	5/9/1997	2	Missouri	Ocala, Fla.	D4-21	11/0
71	Good, Denzelle	G/T	6-5	340	3/8/1991	8	Mars Hill	Gaffney, S.C.	W(Ind)-18	1/1
65	Grasu, Hroniss	C	6-3	300	8/12/1991	7	Oregon	Los Angeles, Calif.	FA-21	0/0
90	Hankins, Johnathan	DT	6-3	340	3/30/1992	10	Ohio State	Dearborn Heights, Mich.	FA-18	14/14
30	Harmon, Duron	S	6-0	205	1/24/1991	10	Rutgers	Magnolia, Del.	UFA(Atl)-22	17/17*
39	Hobbs, Nate	CB	6-1	196	6/24/1999	2	Illinois	Louisville, Ky.	D5-21	16/9
10	Hollins, Mack	WR	6-4	221	9/16/1993	6	North Carolina	Rockville, Md.	UFA(Mia)-22	17/3*
88	Hollister, Jacob	TE	6-4	245	11/18/1993	6	Wyoming	Beaverton, Ore.	UFA(Jac)-22	7/2*
28	Jacobs, Josh	RB	5-10	220	2/11/1998	4	Alabama	Tulsa, Okla.	D1b-19	15/14
68	James, Andre	C	6-4	300	5/2/1997	4	UCLA	Herriman, Utah	FA-19	17/17
45	Johnson, Jakob	FB	6-3	255	12/15/1994	4	Tennessee	Stuttgart, Germany	UFA(NE)-22	17/6*
84	Johnson, Tyrone	WR	6-1	193	1/8/1996	3	Oklahoma State	New Orleans, La.	FA-21	10/0
55	Jones, Chandler	DE	6-5	255	2/27/1990	11	Syracuse	Endicott, N.Y.	UFA(Ari)-22	15/15*
43	Kiser, Micah	LB	6-0	244	1/25/1995	5	Virginia	Baltimore, Md.	UFA(Den)-22	11/2*
51	Koonce, Malcolm	DE	6-2	249	6/6/1998	2	Buffalo	Peekskill, N.Y.	D3a-21	5/0
63	Lancaster, Tyler	DT	6-3	313	11/4/1994	5	Northwestern	Romeoville, Ill.	FA-22	16/3*
70	Leatherwood, Alex	G/T	6-5	312	5/1/1999	2	Alabama	Pensacola, Fla.	D1-21	17/17
32	Leavitt, Dallin	S	5-10	195	8/8/1994	4	Utah State	Portland, Ore.	FA-18	16/1
31	LeBlanc, Cre'von	CB	5-11	195	7/25/1994	6	Florida Atlantic	Palm Beach, Fla.	FA-22	0/0*
74	Miller, Kolton	T	6-8	309	10/9/1995	5	UCLA	Roseville, Calif.	D1-18	17/17
25	Moehrig, Tre'von	S	6-2	202	6/16/1999	2	TCU	Spring Branch, Texas	D2-21	17/17
87	Moreau, Foster	TE	6-4	250	5/6/1997	4	LSU	New Orleans, La.	D4c-19	17/11
27	Mullen Jr., Trayvon	CB	6-2	200	9/20/1997	4	Clemson	Fort Lauderdale, Fla.	D2-19	5/5
9	Mullens, Nick	QB	6-1	210	3/21/1995	5	Southern Mississippi	Birmingham, Ala.	UFA(Cle)-22	1/1*
91	Nichols, Bilal	DT	6-4	290	9/14/1996	5	Delaware	Newark, Del.	UFA(Chi)-22	17/15*
75	Parker, Brandon	T	6-8	320	10/21/1995	5	North Carolina A&T	Kannapolis, N.C.	D3a-18	17/13
92	Peko, Kyle	DT	6-1	305	7/23/1993	4	Oregon State	La Habra, Calif.	UFA(Ten)-22	8/3*
52	Perryman, Denzel	LB	5-11	240	12/5/1992	8	Miami (Fla.)	Coral Gables, Fla.	T(Car)-21	15/15
20	Phillips, Darius	CB	5-10	190	6/26/1995	5	Western Michigan	Detroit, Mich.	UFA(Cin)-22	12/0*
13	Renfrow, Hunter	WR	5-10	185	12/21/1995	4	Clemson	Myrtle Beach, S.C.	D5-19	17/9
21	Robertson, Amik	CB	5-8	187	7/6/1998	3	Louisiana Tech	Thibodaux, La.	D4b-20	10/2
11	Robinson, Demarcus	WR	6-1	203	9/21/1994	7	Florida	Fort Valley, Ga.	UFA(KC)-22	17/10*
47	Sieg, Trent	LS	6-3	240	5/19/1995	5	Colorado State	Eaton, Colo.	FA-18	17/0
76	Simpson, John	G	6-4	321	8/19/1997	3	Clemson	North Charleston, S.C.	D4A-20	17/17
3	Slidham, Jarrett	QB	6-3	215	8/8/1996	3	Auburn	Stephenville, Texas	T(NE)-22	0/0*
33	Teamer, Roderic	S	5-11	187	5/12/1997	3	Tulane	New Orleans, La.	FA-21	10/2
95	Vickers, Kendal	DT	6-3	295	5/23/1995	3	Tennessee	Havelock, N.C.	FA-20	1/0
83	Waller, Darren	TE	6-6	255	9/13/1992	6	Georgia Tech	Acworth, Ga.	FA-18	11/11
26	t- Ya-Sin, Rock	CB	6-0	190	5/23/1996	4	Temple	Decatur, Ga.	T(Ind)-22	13/8*
53	Young, Kenny	LB	6-1	234	11/15/1994	5	UCLA	New Orleans, La.	FA-22	13/13*

## LAS VEGAS RAIDERS

\* Abdullah played six games with Minnesota and 11 with Carolina; Adams played 16 games with Green Bay; Averett played 14 games with Baltimore; Bars played 17 games with Chicago; Billings played six games with Cleveland; Bolden played 17 games with New England; Bower played two games with New England and four with Minnesota; Brown played 10 games with Tennessee; Butler played 10 games with Buffalo; Cole played 15 games with New York Jets; Fackrell played 13 games with Los Angeles Chargers; Harmon played 17 games with Atlanta; Hollins played 17 games with Miami; Hollister played seven games with Jacksonville; Johnson played 17 games with New England; Jones played 15 games with Arizona; Kiser played one game with Los Angeles Rams and 10 with Denver; Lancaster played 16 games with Green Bay; LeBlanc last active with Philadelphia in '20; Mullens played one game with Cleveland; Nichols played 17 games with Chicago; Peko played eight games with Buffalo; Phillips played 12 games with Cincinnati; Robinson played 17 games with Kansas City; Stidham active with New England but did not play; Ya-Sin played 13 games with Indianapolis.; Young played seven games with Los Angeles Rams and six with Denver.

t - Raiders traded for Adams (GB) and Ya-Sin (IND).

Players lost through unrestricted free agency (eight): Brandon Facyson (IND; 12 games in '21); Casey Hayward (ATL, 17); Quinton Jefferson (SEA, 17); Zay Jones (JAC, 17); Marquel Lee (BUF, 11); Marcus Mariota (ATL, 10); Nicholas Morrow (CHI, 0); Solomon Thomas (NYJ, 17).

Also played with Raiders in '21—Damon Arnette (four games); Marcell Ateman (one); Peyton Barber (10); Matt Bushman (two); Derek Carrier (five); Ha Ha Clinton-Dix (two); Will Compton (two); Kavon Frazier (one); Daniel Helm (nine); Alec Ingold (nine); DeSean Jackson (nine); Nick Kwiatkoski (eight); Cory Littleton (17); Nick Martin (17); Gerald McCoy (one); Carl Nassib (13); Yannick Ngakoue (17); Keisean Nixon (11); Patrick Onwuasor (six); Nathan Peterman (one); Darius Philon (11); Jalen Richard (10); Henry Ruggs (seven); Jordan Simmons (five); Sutton Smith (eight); Willie Snead (six); Damion Square (eight); Carson Tinker (one); Desmond Trufant (eight); Javin White (one); Kyle Wilber (two); K.J. Wright (17).

### FIRST-YEAR ROSTER

Name	Pos.	Ht.	Wt.	Birthdate	College	Hometown	How Acq.
Brown, Brittain	RB	6-0	210	10/10/1997	UCLA	Canton, Ga.	D7b
Butler, Darien	LB	5-10	221	2/29/2000	Arizona State	Compton, Calif.	FA
Butler, Matthew	DT	6-3	297	6/10/1999	Tennessee	Raleigh, N.C.	D5
Cole, Owynnterrio	S	6-0	203	5/27/1999	Louisville	Memphis, Tenn.	FA
Cosby, Bryce	CB	5-9	188	3/22/1999	Ball State	Louisville, Ky.	FA
Cotton Sr., Lester (1)	G	6-4	335	2/20/1996	Alabama	Tuscaloosa, Ala.	FA-19
Farrell Jr., Neil	DT	6-4	330	9/9/1998	LSU	Mobile, Ala.	D4b
Fotheringham, Cole	TE	6-4	246	10/11/1997	Utah	San Clemente, Calif.	FA
Garbers, Chase	QB	6-2	215	6/6/1999	California	Newport Beach, Calif.	FA
Green, Gerri (1)	DE	6-4	250	9/14/1995	Mississippi State	Jackson, Miss.	FA-20
Hall, Justin	WR	5-8	189	1/29/1999	Ball State	Douglasville, Ga.	FA
Koontz, Travis	TE	6-4	255	3/6/1999	Texas Tech	Auslintown, Ohio	FA
Masterson, Luke	LB	6-1	234	1/7/1998	Wake Forest	Naples, Fla.	FA
Meredith, Jordan (1)	G	6-3	300	1/4/1998	Western Kentucky	Bowling Green, Ky.	FA
Munford, Thayer	T	6-5	328	9/18/1999	Ohio State	Cincinnati, Ohio	D7a
Olaseni, Bamidele	T	6-7	339	1/12/1996	Utah	London, England	FA
Parham, Dylan	G	6-2	311	8/24/1999	Memphis	Carrollton, Ga.	D3
Pola-Mao, Isaiah	S	6-3	211	6/30/1999	Southern California	Phoenix, Ariz.	FA
Samuels III, Stanford (1)	CB	6-1	187	2/23/1999	Florida State	Pembroke Pines, Fla.	FA
Stoner, Dillon (1)	WR	6-0	194	2/6/1998	Oklahoma State	Tulsa, Okla.	FA-21
Tagovailoa-Amosa, Myron	DE	6-2	270	5/9/1999	Notre Dame	Ewa Beach, Hawaii	FA
Turner, DJ (1)	WR	5-9	206	1/18/1997	Pittsburgh	Landham, Md.	FA-21
VanValkenburg, Zach	DE	6-4	263	2/17/1998	Iowa	Zeeland, Mich.	FA
Veasy, Jordan (1)	WR	6-3	220	6/23/1995	California	Gadsden, Ala.	FA
Webb, Sam	CB	6-0	202	5/19/1998	Missouri Western State	Excelsior Springs, Mo.	FA
Wheatley Jr., Tyrone (1)	T	6-6	265	2/4/1997	Stony Brook	Buffalo, N.Y.	FA
White, Zamir	RB	5-11	214	9/18/1999	Georgia	Laurinburg, N.C.	D4a

The term **NFL Rookie** is defined as a player who is in his first season of professional football and has not been on the roster of another professional football team for any regular-season or postseason games. A **Rookie** is designated by an "R" on NFL rosters. Players who have been active in another professional football league or players who have NFL experience, including either preseason training camp or being on an Active List or Inactive List, or on Reserve/Injured or Reserve/Physically Unable to Perform for fewer than six regular-season games, are termed **NFL First-Year Players**. An **NFL First-Year Player** is designated by a "1" on NFL rosters. Thereafter, a player is credited with an additional year of experience for each season in which he accumulates six games on the Active List or Inactive List, or on Reserve/Injured or Reserve/Physically Unable to Perform.

Log on to [www.raiders.com](http://www.raiders.com) for an up-to-date roster.

## LOS ANGELES CHARGERS



American Football Conference  
West Division

**3333 Susan Street**  
Costa Mesa, CA 92626  
Telephone: (714) 540-7100

**Team Colors:** Powder Blue, Sunshine Gold,  
White, Navy (Color Rush only),  
Royal Blue (Color Rush only)

### 2022 SCHEDULE

#### PRESEASON

Aug. 13 **L.A. Rams** ..... 7:00 PM  
Aug. 20 **Dallas** ..... 7:00 PM  
Aug. 26 at New Orleans ..... 5:00 PM

#### REGULAR SEASON

Sept. 11 **Las Vegas** ..... 1:25 PM  
Sept. 15 at Kansas City (Thu) ..... 5:15 PM  
Sept. 25 **Jacksonville** ..... 1:05 PM  
Oct. 2 at Houston ..... 10:00 AM  
Oct. 9 at Cleveland ..... 10:00 AM  
Oct. 17 **Denver (Mon.)** ..... 5:15 PM  
Oct. 23 **Seattle** ..... 1:25 PM  
BYE  
Nov. 6 at Atlanta ..... 10:00 AM  
Nov. 13 at San Francisco ..... 5:20 PM  
Nov. 20 **Kansas City** ..... 1:25 PM  
Nov. 27 at Arizona ..... 1:05 PM  
Dec. 4 at Las Vegas ..... 1:25 PM  
Dec. 11 **Miami** ..... 1:05 PM  
Dec. 18 **Tennessee** ..... 1:25 PM  
Dec. 26 at Indianapolis (Mon) ..... 5:15 PM  
Jan. 1 **L.A. Rams** ..... 5:20 PM  
Jan. 7/8 at Denver ..... TBD

*\*All times PT; \*Sunday night games in  
Weeks 5-15 and 17 subject to change*

**Stadium:** SoFi Stadium  
1000 S. Prairie Ave.  
Inglewood, CA 90301

**Opened:** 2020  
**Capacity:** 71,500  
**Playing Surface:** Artificial Turf  
(Hellas 44oz. Matrix System)

#### Training Camp:

Jack Hammett Sports Complex  
2750 Fairview Road  
Costa Mesa, CA 92626

#### CLUB OFFICIALS

Owner and Chairman of the Board:  
Dean A. Spanos  
President of Business Operations:  
A.G. Spanos  
President of Football Operations:  
John Spanos  
Executive Vice President — COO/CFO:  
Jeanne M. Bonk  
Executive Vice President of Football  
Administration/Player Finance: Ed McGuire  
Chief of Staff and Counselor: Fred Maas  
General Manager: Tom Telesco  
Director of Player Personnel: JoJo Wooden  
Senior Director of Pro Personnel:  
Louis Clark  
Director of Pro Scouting: Dennis Abraham  
Director of College Scouting: Paige Crawford  
Director of Football Administration:  
Katie Sylvan  
Director of Football/Medical Services:  
James Collins  
Head Athletic Trainer: Damon Mitchell  
Team Dietician: Paige Crawford  
Director of Video Operations: Brian Duddy  
Senior Director of Player Engagement:  
Arthur Hightower  
Equipment Manager: Chris Smith  
Head Groundskeeper: Ryan Rowland  
Director of Football Research & Analytics:  
Aditya Krishnan  
Chief Administration Officer:  
Catherine B. Iste  
Chief Revenue Officer: Jim Rushton  
General Counsel: Deborah Dixon  
Senior Vice President, Communications &  
External Affairs: Josh Rupprecht  
Vice President, Accounting & Financial  
Operations: Denise Kaufman  
Vice President, Corporate Partnerships:  
Denny O'Leary  
Vice President, Business Development:  
Tom Morris  
Vice President, Partnership Strategy:  
Stacey Wisnom  
Vice President, Strategic Solutions:  
Kacey Knauf  
Vice President, Digital Sales & Strategy:  
Kelly Hamilton  
Vice President, Chargers LUX:  
Kevin Gessay  
Vice President, Business Intelligence:  
Megan Bell  
Vice President, Content & Production:  
Jason Lavine  
Vice President, Fan Experience & Bolt  
Productions: Pete Soto  
Vice President, Marketing Communications  
& Alumni Affairs: Jennifer Rojas  
Vice President of External Affairs:  
Kimberly Layton  
Director, Community Partnerships:  
Heather Birdsall  
Director, Entertainment Teams &  
Programs: Lisa Simmons  
Director, Latino/a Diversity and Cultural  
Affairs: Liliانا T. Pérez  
Art Director: Joshua Rhodes  
Director, Security: Bill Stetson  
Director, Facilities & Construction:  
Jon Lucas

#### COACHING HISTORY

**Los Angeles 1960, 2017-present;**  
**San Diego 1961-2016**  
**(480-488-11)**

*Records include postseason games*

1960-69	Sid Gillman*	.....83-51-6
1969-70	Charlie Waller	.....9-7-3
1971	Sid Gillman**	.....4-6-0
1971-73	Harland Svare***	.....7-17-2
1973	Ron Waller	.....1-5-0
1974-78	Tommy Prothro****	.....21-39-0
1978-86	Don Coryell#	.....72-60-0
1986-88	Al Saunders	.....17-22-0
1989-91	Dan Henning	.....16-32-0
1992-96	Bobby Ross	.....50-36-0
1997-98	Kevin Gilbride##	.....6-16-0
1998	June Jones	.....3-7-0
1999-2001	Mike Riley	.....14-34-0
2002-06	Marty Schottenheimer	.....47-35-0
2007-12	Norv Turner	.....59-43-0
2013-16	Mike McCoy	.....28-38-0
2017-20	Anthony Lynn	.....34-32-0
2021-	Brandon Staley	.....9-8-0

\*Retired after nine games in 1969

\*\*Resigned after 10 games in 1971

\*\*\*Resigned after eight games in 1973

\*\*\*\*Resigned after four games in 1978

#Resigned after eight games in 1986

##Released after six games in 1998

#### PAID ATTENDANCE, 2021

Home 595,782                      Away 494,581  
Total 1,090,363  
Single-game home record,  
69,288 (11/7/99)  
Single-season home record,  
595,782 (2021)

#### 2022 DRAFT CHOICES

Rd	Name	Pos	College
1	Zion Johnson	G	Boston College
3	J.T. Woods	DB	Baylor
4	Isaiah Spiller	RB	Texas A&M
5	Otiio Ogbornia	DT	UCLA
6	Jamaree Salyer	G	Georgia
6	Ja'Sir Taylor	DB	Wake Forest
7	Deane Leonard	DB	Mississippi
7	Zander Horvath	RB	Purdue

## LOS ANGELES CHARGERS

### 2021 TEAM RECORD

#### REGULAR SEASON (9-8)

Date	Opponent	Result
Sept. 12	at Washington	W 20-16
Sept. 19	DALLAS	L 17-20
Sept. 26	at Kansas City	W 30-24
Oct. 4	LAS VEGAS	W 28-14
Oct. 10	CLEVELAND	W 47-42
Oct. 17	at Baltimore	L 6-34
Oct. 31	NEW ENGLAND	L 24-27
Nov. 7	at Philadelphia	W 27-24
Nov. 14	MINNESOTA	L 20-27
Nov. 21	PITTSBURGH	W 41-37
Nov. 28	at Denver	L 13-28
Dec. 5	at Cincinnati	W 41-22
Dec. 12	N.Y. GIANTS	W 37-21
Dec. 16	KANSAS CITY (OT)	L 28-34
Dec. 26	at Houston	L 29-41
Jan. 2	DENVER	W 34-13
Jan. 9	at Las Vegas (OT)	L 32-35

#### SCORE BY PERIODS

Team	1	2	3	4	Total
Team	81	157	52	181	3
Opponents	75	115	84	173	12

#### 2021 TEAM STATISTICS

	Team	Opp.
Total First Downs	401	383
Rushing	112	144
Passing	256	199
Penalty	33	40
3rd Down: Made/Att	100/221	107/216
3rd Down Pct.	45.2	49.5
4th Down: Made/Att	22/34	7/22
4th Down Pct.	64.7	31.8
Possession Avg.	29:11	30:49
Total Net Yards	6634	6122
Avg. Per Game	390.2	360.1
Total Plays	1128	1103
Avg. Per Play	5.9	5.6
Net Yards Rushing	1834	2361
Avg. Per Game	107.9	138.9
Total Rushes	423	509
Net Yards Passing	4800	3761
Avg. Per Game	282.4	221.2
Sacked/Yards Lost	31/214	35/231
Gross Yards	5014	3992
Att./Completions	674/443	559/357
Completion Pct.	65.7	63.9
Had Intercepted	15	11
Punts/Average	48/44.2	46/45.7
Net Punting Avg.	48/36.5	46/42.5
Penalties/Yards	116/1033	99/835
Fumbles/Ball Lost	10/7	23/10
Touchdowns	58	52
Rushing	18	22
Passing	38	27
Returns	2	3

### 2021 INDIVIDUAL STATISTICS

PASSING	Att	Cmp	Yds	Cmp%	Yds/Att	TD	TD%	Int	Int%	LG	Sk/Lost	Rtng
Herbert	672	443	5014	65.9	7.46	38	5.7	15	2.2	72t	31/214	97.7
Allen	1	0	0	0.0	0.00	0	0.0	0	0.0	---	0/0	39.6
Long	1	0	0	0.0	0.00	0	0.0	0	0.0	---	0/0	39.6
Team	674	443	5014	65.7	7.44	38	5.6	15	2.2	72t	31/214	97.4
Opponents	559	357	3992	63.9	7.14	27	4.8	11	2.0	71t	35/231	93.0

#### TD TD TD TD

SCORING	Tot	Ru	Rec	Rt	PAT	FG	Saf	Pts
Hopkins	0	0	0	0	30/32	18/20	0	84
Ekeler	20	12	8	0			0	124
Williams	9	0	9	0			0	56
Allen	6	0	6	0			0	36
Cook	4	0	4	0			0	28
Vizcaino	0	0	0	0	10/15	6/7	0	28
Palmer	4	0	4	0			0	24
Herbert	3	3	0	0			0	20
Parham	3	0	3	0			0	20
Guyton	3	0	3	0			0	18
Jackson	2	2	0	0			0	12
Anderson	1	0	1	0			0	6
Campbell	1	0	0	1			0	6
Roberts	1	0	0	1			0	6
Rountree III	1	1	0	0			0	6
Team	58	18	38	2	40/47	24/27	0	474
Opponents	52	22	27	3	43/44	32/35	0	459

2-Pt Conv: Cook 2, Ekeler 2, Herbert, Parham, Williams. Team 7-11. Opponents 4-7.

#### RUSHING

	No.	Yds	Avg	LG	TD
Ekeler	206	911	4.4	28	12
Jackson	68	364	5.4	75	2
Herbert	63	302	4.8	36	3
Kelley	33	102	3.1	14	0
Rountree III	36	87	2.4	13	1
Guyton	7	34	4.9	21	0
Roberts	3	19	6.3	9	0
Nabers	3	8	2.7	4	0
Palmer	1	6	6.0	6	0
Ffrench	1	3	3.0	3	0
Daniel	2	-2	-1.0	-1	0
Team	423	1834	4.3	75	18
Opponents	509	2361	4.6	52t	22

#### RECEIVING

	No.	Yds	Avg	LG	TD
Allen	106	1138	10.7	42	6
Williams	76	1146	15.1	72t	9
Ekeler	70	647	9.2	40	8
Cook	48	564	11.8	42	4
Palmer	33	353	10.7	36	4
Guyton	31	448	14.5	59t	3
Jackson	22	178	8.1	25	0
Parham	20	190	9.5	22t	3
Anderson	16	165	10.3	34	1
McKitty	6	45	7.5	12	0
Kelley	5	38	7.6	17	0
Moore	3	56	18.7	24	0
Hill	3	30	10.0	19	0
Nabers	3	17	5.7	8	0
Rountree III	1	-1	-1.0	-1	0
Team	443	5014	11.3	72t	38
Opponents	357	3992	11.2	71t	27

#### INTERCEPTIONS

	No.	Yds	Avg	LG	TD
Samuel Jr.	2	26	13.0	26	0
White	2	22	11.0	22	0
James	2	20	10.0	15	0
Nwosu	1	2	2.0	2	0
Davis	1	0	0.0	0	0
Gilman	1	0	0.0	0	0
C.Harris	1	0	0.0	0	0
Niemann	1	0	0.0	0	0
Team	11	70	6.4	26	0
Opponents	15	167	11.1	70t	3

#### PUNTING

	No.	Yds	Avg	Net TB	In20	LG	B
Long	46	2091	45.5	36.8	2	11	69
Vizcaino	1	32	32.0	26.0	0	1	32
Team	48	2123	44.2	36.5	2	12	69
Opponents	46	2104	45.7	42.5	2	17	63

#### PUNT RETURNS

	Ret	FC	Yds	Avg	LG	TD
Roberts	12	9	66	5.5	15	0
Hill	6	3	41	6.8	12	0
Ffrench	0	1	0	---	---	0
Guyton	0	1	0	---	---	0
Team	18	14	107	5.9	15	0
Opponents	30	5	329	11.0	45	0

#### KICKOFF RETURNS

	No.	Yds	Avg	LG	TD
Roberts	19	624	32.8	101t	1
Rountree III	7	117	16.7	24	0
Bandy	4	88	22.0	27	0
Adderley	3	48	16.0	19	0
Hill	3	50	16.7	18	0
Guyton	2	32	16.0	22	0
Ffrench	1	17	17.0	17	0
Team	39	976	25.0	101t	1
Opponents	36	748	20.8	47	0

#### FIELD GOALS

	1-19	20-29	30-39	40-49	50+
Hopkins	1/1	5/5	4/4	7/7	1/3
Vizcaino	0/0	3/3	2/2	1/2	0/0
Team	1/1	8/8	6/6	8/9	1/3
Opponents	0/0	5/5	13/13	9/9	5/8

#### SACKS

	No.
Bosa	10.5
Nwosu	5.0
Tillery	4.5
Fackrell	3.0
Jones	3.0
James	2.0
Tranquill	1.5
Covington	1.0
Joseph	1.0
Ogbongbemiga	1.0
Rumph II	1.0
White	1.0
Adderley	0.5
Team	35.0
Opponents	31.0



## LOS ANGELES CHARGERS

## 2022 COACHING STAFF

**Brandon Staley, Head Coach**

**Pro Career:** Named the 17th head coach in franchise history on Jan. 17, 2021. He brought an aggressive style to the organization, as the Bolts led the NFL with 22 fourth-down conversions and seven two-point conversions. The offensive unit also scored 181 fourth-quarter points, good for the second-most in a season in NFL history. Staley called a defense that led the NFL with 11 strip-sacks and paced the AFC with 19 forced fumbles. In his first season as head coach, six Chargers were selected to the Pro Bowl, including five that were tabbed as starters. As defensive coordinator for the Los Angeles Rams in 2020, Staley directed the NFL's No. 1-ranked total defense, pass defense and scoring defense. Staley's unit also ranked as the league's third-best run defense in 2020. Prior to the Rams, Staley spent one season as outside linebackers coach with the Denver Broncos (2019) after two seasons in the same capacity for the Chicago Bears (2017-18). Staley guided Broncos OLB Von Miller and Bears OLB Khalil Mack to Pro Bowl honors during their time together, as Mack earned AP first-team All-Pro recognition in his lone season with Staley. Staley also guided OLB Bradley Chubb to PFWA All-Rookie Team honors following 2019.

**Background:** Played quarterback at Dayton (2001-04) and Mercyhurst (2005). No pro playing experience. Coached collegiately at Northern Illinois (2006-08), St. Thomas (2009), Hutchinson (Kan.) C.C. (2010-11), Tennessee (2012), John Carroll (2013 and '15-16) and James Madison (2014). Under Staley's direction, the 2016 John Carroll defensive unit ranked third in the nation in total defense (218.0 yards per game) and fourth in scoring defense (12.6 points per game), as Staley was named Division III National Coordinator of the Year.

**Personal:** Born Dec. 10, 1982, in Perry, Ohio. Staley and his wife, Amy, have three sons — Colin, Will and Grant.

**ASSISTANT COACHES**

**Derrick Ansley,** secondary; born Dec. 11, 1981, Tallahassee, Ala. Defensive back Troy 2001-04. No pro playing experience. College coach: Huntington 2005-09, Alabama 2010-11 and 2016-17, Tennessee 2012 and 2019-20, Kentucky 2013-15. Pro coach: Oakland Raiders 2018. Joined Chargers in 2021.

**Tom Arth,** pass game specialist; born May 11, 1981, Port Chester, N.Y. Quarterback John Carroll 1999-2002. Pro quarterback Indianapolis Colts 2003-05, Green Bay Packers 2006, Scottish Claymores (NFL Europe) 2004, Hamburg Sea Devils (NFL Europe) 2005, Grand Rapids Rampage (AFL) 2007, Georgia Force (AFL) 2008. College coach: John Carroll 2010-16, Tennessee-Chattanooga 2017-18, Akron 2019-21. Pro coach: Joined Chargers in 2022.

**Chris Beatty,** wide receivers; born Dec. 19, 1973, Centreville, Va. Wide receiver East Tennessee State 1991-94. Pro wide receiver Baltimore Stallions (CFL) 1995, Hamilton Tiger-Cats (CFL) 1997. College coach: Hampton 2006, Northern Illinois 2007, West Virginia 2008-10, Vanderbilt 2011, Illinois 2012,

Wisconsin 2013-14, Virginia 2015, Maryland 2016-18, Pittsburgh 2019-20. Pro coach: Joined Chargers in 2021.

**Shane Day,** passing game coordinator/quarterbacks; born Sept. 27, 1974, Manhattan, Kan. Wide receiver Rhodes (Tenn.) 1996. No pro playing experience. College coach: Michigan 2006, Connecticut 2012-13. Pro coach: San Francisco 49ers 2007-09 and 2019-20, Chicago Bears 2010-11, Washington Redskins 2014-15, Miami Dolphins 2016-18. Joined Chargers in 2021.

**Tom Donatell,** assistant secondary; born March 29, 1989, Duluth, Ga. Linebacker Iowa 2008-12. No pro playing experience. College coach: South Florida 2013-14, UCLA 2015-16. Pro coach: Seattle Seahawks 2017-20. Joined Chargers in 2021.

**Ryan Ficken,** special teams coordinator; born Feb. 20, 1980, Aurora, Colo. Wide receiver Arizona State 1998-99. No pro playing experience. College coach: UCLA 2004-06. Pro coach: Minnesota Vikings 2006-21. Joined Chargers in 2022.

**Derrick Foster,** running backs; born March 6, 1986, Goshen, Ala. Wide receiver Southwest Baptist 2005-10. No pro playing experience. College coach: Valdosta State 2011, Tennessee 2012, Northwestern State 2013-15, Samford 2016-17, Iowa 2018-20. Pro coach: Joined Chargers in 2021.

**Chris Gould,** assistant special teams; born Dec. 10, 1985, Lock Haven, Pa. Punter Virginia 2004-07. Pro kicker Chicago Rush (AFL) 2010-11, Arizona Rattlers (AFL) 2012. College coach: Elmhurst College 2012, Syracuse 2013-14. Pro coach: Denver Broncos 2015-21. Joined Chargers in 2022.

**Mike Hiestand,** offensive assistant; born April 13, 1978, San Jose, Calif. Linebacker Illinois State 2008-11. No pro playing experience. College coach: Miami (Ohio) 2012-13, Notre Dame 2014-15, Ave Maria 2016-18. Pro coach: Denver Broncos 2019-21. Joined Chargers in 2022.

**Renaldo Hill,** defensive coordinator; born Nov. 12, 1978, Detroit, Mich. Safety Michigan State 1997-2000. Pro safety Arizona Cardinals 2001-04, Oakland Raiders 2005, Miami Dolphins 2006-08, Denver Broncos 2009-10. College coach: Wyoming 2012-13, Pittsburgh 2015-17. Pro coach: Miami Dolphins 2018, Denver Broncos 2019-20. Joined Chargers in 2021.

**Kevin Koger,** tight ends; born Dec. 12, 1989, Toledo, Ohio. Tight end Michigan 2008-11. No pro playing experience. College coach: Michigan 2013-14, Tennessee 2015, Eastern Kentucky 2016-18. Pro coach: Green Bay Packers 2019-20. Joined Chargers in 2021.

**Joe Lombardi,** offensive coordinator; born June 6, 1971, Seattle Wash. Tight end Air Force 1991-94. No pro playing experience. College coach: Dayton 1996-

98, Virginia Military Institute 1999, Bucknell 2000, Mercyhurst 2002-05. Pro coach: New York/New Jersey Hitmen (XFL) 2001, Atlanta Falcons 2006, New Orleans Saints 2007-13 and 2016-20, Detroit Lions 2014-15. Joined Chargers in 2021.

**Brendan Nugent,** offensive line; born Feb. 14, 1983, Port Chester, N.Y. Linebacker Catholic University of America 2001-04. No pro playing experience. College coach: Iowa 2005-06, William & Mary 2007-11. Pro coach: Montreal Alouettes (CFL) 2012, Chicago Bears 2013-14, New Orleans Saints 2015-21. Joined Chargers in 2022.

**Jay Rodgers,** run game coordinator/defensive line; born Aug. 29, 1976, St. Paul, Minn. Quarterback Indiana 1996-98 and Missouri State 1999. No pro playing experience. College coach: Ohio State 2000, Louisiana State 2001-02, Dodge City (Kan.) C.C. 2003, Missouri State 2004, Stephen F. Austin 2005-06, Iowa State 2007-08. Pro coach: Denver Broncos 2009-14, Chicago Bears 2015-20. Joined Chargers in 2021.

**Shaun Sarrett,** assistant offensive line; born Dec. 24, 1978, Beckley, W.Va. Offensive lineman Kent State 2000-03. No pro playing experience. College coach: Marshall 2005-07, Duke 2008-11. Pro coach: Pittsburgh Steelers 2012-20. Joined Chargers in 2021.

**Isaac Shewmaker,** defensive quality control; born Sept. 21, 1996, Lexington, Ky. No college or pro playing experience. College coach: Alabama 2016-19, Tennessee 2020. Pro coach: Joined Chargers in 2021.

**Giff Smith,** outside linebackers; born Oct. 23, 1968, Atlanta, Ga. Defensive end Georgia Southern 1986-90. No pro playing experience. College coach: Arkansas 1991-93, Georgia 1994-95, Georgia Southern 1996-98, Tulane 1999-2003, Georgia Tech 2004-09. Pro coach: Buffalo Bills 2010-12, Tennessee Titans 2014-15. Joined Chargers in 2016.

**John Timu,** defensive assistant; born Aug. 27, 1992, Long Beach, Calif. Linebacker Washington 2011-14. Pro linebacker Chicago Bears 2015-17, Salt Lake Stallions (AAF) 2019. College coach: Washington 2019-20. Pro Coach: Joined Chargers in 2021.

**Chandler Whitmer,** offensive quality control; born Aug. 16, 1991, Newnan, Ga. Quarterback Illinois 2010, Butler (Kan.) C.C. 2011, Connecticut 2012-14. No pro playing experience. College coach: Yale 2018, Ohio State 2019, Clemson 2020. Pro coach: Joined Chargers in 2021.

**Michael Wilhoite,** linebackers; born Dec. 7, 1986, Manhattan, Kan. Safety Washburn 2005-10. Pro linebacker Omaha Nighthawks (UFL) 2011, San Francisco 49ers 2011-16, Seattle Seahawks 2017. Pro coach: New Orleans Saints 2019-20. Joined Chargers in 2021.

## LOS ANGELES CHARGERS

### RECORD HOLDERS

#### INDIVIDUAL RECORDS—CAREER

Rushing (Yds.)	LaDainian Tomlinson, 2001-09	12,490
Passing (Yds.)	Philip Rivers, 2004-19	59,271
Passing (TDs)	Philip Rivers, 2004-19	397
Receiving (No.)	Antonio Gates, 2003-18	955
Receiving (Yds.)	Antonio Gates, 2003-18	11,841
Interceptions	Gill Byrd, 1983-92	42
Punting (Avg.)	Drew Kaser, 2016-18	47.4
Punt Return (Avg.)	Darrien Gordon, 1993-96	13.7
Kickoff Return (Avg.)	Leslie (Speedy) Duncan, 1964-70	25.3
Field Goals	John Carney, 1990-2000	261
Touchdowns (Tot.)	LaDainian Tomlinson, 2001-09	153
Points	John Carney, 1990-2000	1,076
*Sacks	Leslie O'Neal, 1986-95	105.5

#### INDIVIDUAL RECORDS—SINGLE SEASON

Rushing (Yds.)	LaDainian Tomlinson, 2006	1,815
Passing (Yds.)	Justin Herbert, 2021	5,014
Passing (TDs)	Justin Herbert, 2021	38
Receiving (No.)	Keenan Allen, 2021	106
Receiving (Yds.)	Lance Alworth, 1965	1,602
Interceptions	Antonio Cromartie, 2007	10
Punting (Avg.)	Mike Scifres, 2012	48.3
Punt Return (Avg.)	Leslie (Speedy) Duncan, 1965	15.5
Kickoff Return (Avg.)	Antonio Cromartie, 2006	29.7
Field Goals	John Carney, 1994	34
	Nick Novak, 2013	34
Touchdowns (Tot.)	LaDainian Tomlinson, 2006	**31
Points	LaDainian Tomlinson, 2006	**186
*Sacks	Leslie O'Neal, 1992	17.0
	Shawne Merriman, 2006	17.0

#### INDIVIDUAL RECORDS—SINGLE GAME

Rushing (Yds.)	LaDainian Tomlinson, 12-28-03	243
Passing (Yds.)	Philip Rivers, 10-18-15	503
Passing (TDs)	Dan Fouts, 11-22-81	.6
Receiving (No.)	Keenan Allen, 11-22-20	16
Receiving (Yds.)	Wes Chandler, 12-20-82	260
Interceptions	Many times	3
	Last time by Antonio Cromartie, 11-11-07	
Field Goals	John Carney, 9-5-93, 9-19-93	.6
	Greg Davis, 10-5-97	.6
Touchdowns (Tot.)	Kellen Winslow, 11-22-81	.5
Points	Kellen Winslow, 11-22-81	30
*Sacks	Leslie O'Neal, 11-16-86	5.0

*\*Sacks became an official statistic in 1982  
\*\*NFL Record*

## LOS ANGELES CHARGERS

## 2022 VETERAN ROSTER

No.	Name	Pos.	Ht.	Wt.	NFL		College	Hometown	How Acq.	'21 Games/ Starts
					Birthdate	Exp.				
76 #	Aboushi, Oday	G	6-5	315	6/5/91	10	Virginia	Brooklyn, N.Y.	UFA(Det)-21	5/5
24	Adderley, Nasir	S	6-0	206	5/31/97	4	Delaware	Philadelphia, Pa.	D2-19	15/15
13	Allen, Keenan	WR	6-2	211	4/27/92	10	California	Greensboro, N.C.	D3-13	16/16
97	Bosa, Joey	OLB	6-5	280	7/11/95	7	Ohio State	Fort Lauderdale, Fla.	D1-16	16/16
90	Brown, Andrew	DL	6-3	290	12/30/95	3	Virginia	Chesapeake, Va.	FA-21	2/0
23	Callahan, Bryce	CB	5-9	188	10/23/91	8	Rice	Moscow, Idaho	FA-22	11/6*
20	Campbell, Tevaughn	CB	6-0	200	6/14/93	3	Regina	Toronto, Ontario, Canada	FA-19	16/7
82	Carter, DeAndre	WR	5-8	190	4/10/93	5	Sacramento State	San Jose, Calif.	UFA(Was)-22	17/6*
76	Clapp, Will	C/G	6-5	311	12/10/95	5	LSU	New Orleans, La.	FA-22	9/3*
87 #	Cook, Jared	TE	6-5	254	4/7/87	14	South Carolina	Suwanee, Ga.	UFA(NO)-21	16/10
95	Covington, Christian	DL	6-2	300	10/16/93	8	Rice	Vancouver, British Columbia, Canada	FA-21	16/3
4	Daniel, Chase	QB	6-0	229	10/7/86	13	Missouri	Southlake, Texas	FA-21	1/0
43	Davis, Michael	CB	6-2	196	1/6/95	6	Brigham Young	Glendale, Calif.	FA-17	14/14
51	Egbule, Emeke	OLB	6-2	245	10/13/96	3	Houston	Houston, Texas	D6-19	3/0
30	Ekelor, Austin	RB	5-10	200	5/17/95	6	Western State (Colo.)	Eaton, Colo.	FA-17	16/16
7	Everett, Gerald	TE	6-3	240	6/25/94	6	South Alabama	Atlanta, Ga.	UFA(Sea)-22	15/12*
96	Fehoko, Breiden	DL	6-3	300	10/15/96	2	LSU	Honolulu, Hawaii	FA-20	8/1
71	Feiler, Matt	G	6-6	330	7/7/92	6	Bloomsburg	Strasburg, Pa.	UFA(Pit)-21	16/16
56	Fox, Morgan	DL	6-3	275	9/12/94	5	Colorado State-Pueblo	Fountain, Colo.	FA-22	17/9*
92	Gaziano, Joe	DL	6-4	280	9/27/96	2	Northwestern	Scituate, Mass.	FA-20	14/1
32	Gilman, Alohi	S	5-10	201	9/17/97	3	Notre Dame	Laie, Hawaii	D6-20	11/3
15	Guyton, Jalen	WR	6-1	212	6/7/97	3	North Texas	Allen, Texas	FA-19	16/2
37	Hall, Kemon	CB	5-11	190	6/2/97	2	North Texas	Calhoun City, Miss.	W(Dal)-21	16/0
25 #	Harris Jr., Chris	CB	5-10	199	6/18/89	12	Kansas	Bixby, Okla.	UFA(Den)-20	14/11
28 #	Harris, Davontae	CB	5-11	200	1/21/95	5	Illinois State	Wichita, Kan.	PS(SF)-21	6/1
47	Harris, Josh	LS	6-1	224	4/27/89	11	Auburn	Carrollton, Ga.	UFA(Atl)-22	17/0*
10	Herbert, Justin	QB	6-6	236	3/10/98	3	Oregon	Eugene, Ore.	D1a-20	17/17
6	Hopkins, Dustin	K	6-2	193	10/1/90	9	Florida State	Austin, Texas	FA-21	17/0*
27	Jackson, J.C.	CB	6-1	198	11/7/95	5	Maryland	Immokalee, Fla.	UFA(NE)-22	17/17*
22 #	Jackson, Justin	RB	6-0	200	4/22/96	5	Northwestern	Carol Stream, Ill.	D7-18	14/2
64	Jaimes, Brenden	G/T	6-5	300	5/28/99	2	Nebraska	Austin, Texas	D5-21	10/0
3	James Jr., Derwin	S	6-2	215	8/3/96	5	Florida State	Haines City, Fla.	D1-18	15/15
98	Johnson, Austin	DL	6-4	314	5/8/94	7	Penn State	Galloway, N.J.	UFA(NYG)-22	17/17*
98 #	Joseph, Linval	DL	6-4	329	10/10/88	13	East Carolina	Christiansted, U.S. Virgin Islands	FA-20	14/12
69	Joseph-Day, Sebastian	DL	6-4	310	3/21/95	5	Rutgers	Stroudsburg, Pa.	UFA(LAR)-22	7/7*
68 #	Kelemete, Senio	G	6-3	301	5/10/90	10	Washington	Seattle, Wash.	PS(SF)-21	9/2
25	Kelley, Joshua	RB	5-11	212	11/20/97	3	UCLA	Lancaster, Calif.	D4-20	10/0
63	Linsley, Corey	C	6-3	301	7/27/91	9	Ohio State	Boardman, Ohio	UFA(GB)-21	16/16
53	Lloyd, Damon	LB	6-0	235	5/8/98	2	Indiana (Pa.)	Avingdon, Md.	FA-21	0*
52 †	Mack, Khalil	OLB	6-3	269	2/22/91	9	Buffalo	Fort Pierce, Fla.	T(Chi)-22	7/7*
88	McKitty, Tre'	TE	6-4	246	1/12/99	2	Georgia	Wesley Chapel, Fla.	D3b-21	11/4
11	Moore Jr., Jason	WR	6-3	215	6/23/95	2	Findlay	Oberlin, Ohio	FA-19	2/1
9	Murray Jr., Kenneth	LB	6-2	241	11/16/98	3	Oklahoma	Houston, Texas	D1b-20	11/6
40	Nabers, Gabe	FB	6-3	235	11/5/97	3	Florida State	Hahira, Ga.	FA-20	10/1
31	Niemann, Nick	LB	6-3	244	12/2/97	2	Iowa	Sycamore, Ill.	D6a-21	17/0
74	Norton, Storm	T	6-7	317	5/16/94	3	Toledo	Toledo, Ohio	FA-20	17/15
57	Ogbonmbemiga, Amen	LB	6-0	231	9/4/98	2	Oklahoma State	Calgary, Alberta, Canada	FA-21	15/2
54 #	Overton, Matt	LS	6-1	243	7/6/85	10	Western Washington	Tracy, Calif.	FA-21	17/0
5	Palmer, Joshua	WR	6-1	210	9/22/99	2	Tennessee	Brampton, Ontario, Canada	D3a-21	17/5
89	Parham Jr., Donald	TE	6-8	237	8/16/97	3	Stetson	Lakeland, Fla.	FA-20	14/9
79	Pipkins III, Trey	T	6-6	307	9/5/96	4	Sioux Falls	Apple Valley, Minn.	D3-19	12/2
12	Reed, Joe	WR	6-0	224	1/4/98	2	Virginia	Charlotte Court House, Va.	D5-20	0*
42	Reeder, Troy	LB	6-3	245	9/13/94	4	Delaware	Wilmington, Del.	FA-22	17/10*
34	Rountree III, Larry	RB	5-10	211	2/13/99	2	Missouri	Raleigh, N.C.	D6b-21	12/0
94	Rumph II, Chris	OLB	6-2	244	10/19/98	2	Duke	Gainesville, Fla.	D4-21	16/0
26	Samuel E., Asante	CB	5-10	180	10/3/99	2	Florida State	Fort Lauderdale, Fla.	D2-21	12/12
72 #	Schofield III, Michael	G/T	6-6	301	11/15/90	9	Michigan	Orland Park, Ill.	FA-21	15/12
16	Scott, JK	P	6-5	208	10/30/95	4	Alabama	Denver, Colo.	FA-22	1/0*
70	Slater, Rashawn	T	6-4	315	3/26/99	2	Northwestern	Sugar Land, Texas	D1-21	16/16
23 #	Smith, Ryan	CB	5-11	189	9/7/93	7	North Carolina Central	Upper Marlboro, Md.	UFA(TB)-21	4/0
2	Stick, Easton	QB	6-1	224	9/15/95	4	North Dakota State	Omaha, Neb.	D5-19	0*
99	Tillery, Jerry	DL	6-6	295	10/8/96	4	Notre Dame	Shreveport, La.	D1-19	16/15
49	Tranquill, Drue	LB	6-2	234	8/15/95	4	Notre Dame	Fort Wayne, Ind.	D4-19	14/7
8	Van Noy, Kyle	OLB	6-3	250	3/26/91	9	Brigham Young	Reno, Nev.	FA-22	16/8*
29	Webb Jr., Mark	DB	6-1	207	9/10/98	2	Georgia	Philadelphia, Pa.	D7-21	7/0
81	Williams, Mike	WR	6-4	218	10/4/94	6	Clemson	Santee, S.C.	D1-17	16/14

## LOS ANGELES CHARGERS

\* Callahan played 11 games with Denver; Carter played 17 games with Washington; Clapp played nine games with New Orleans; Everett played 15 games with Seattle; Fox played 17 games with Carolina; Harris played 17 games with Atlanta; Hopkins played six games with Washington and 11 with Los Angeles Chargers; Jackson played 17 games with New England; Johnson played 17 games with New York Giants; Joseph-Day played seven games with Los Angeles Rams; Lloyd missed '21 season because of injury; Mack played seven games with Chicago; Reed missed '21 season because of injury; Reeder played 17 games with Los Angeles Rams; Scott played one game with Jacksonville; Stick active with Chargers but did not play; Van Noy played 16 games with New England.

# Unrestricted free agent: subject to developments

Players lost through unrestricted free agency (six): TE Stephen Anderson (ARI, 17 games in '21); OLB Kyler Fackrell (LV, 13); DL Justin Jones (CHI, 11); OLB Uchenna Nwosu (Sea, 17); C/G Scott Quessenberry (HOU, 16); LB Kyzir White (Phi, 17).

Also played with Chargers in '21—RB Darius Bradwell (two games in '21); T Bryan Bulaga (one); WR KJ Hill (six); DL Caraun Reid (one); WR Andre Roberts (10); CB Klondre Thomas (four); K Tristan Vizcaino (six).

### FIRST-YEAR ROSTER

Name	Pos.	Ht.	Wt.	Birthdate	College	Hometown	How Acq.
Bailey, Zack (1)	T	6-5	300	11/8/95	South Carolina	Summerville, S.C.	W(Was)
Bandy, Michael (1)	WR	5-10	190	12/5/97	San Diego	La Mirada, Calif.	FA-21
Bradford, Trevon	WR	5-9	183	12/18/97	Oregon State	Portland, Ore.	FA
Brown, Leddie	RB	6-0	213	2/28/99	West Virginia	Philadelphia, Pa.	FA
Christiansen, Cole (1)	LB	6-1	230	7/30/97	Army	Suffolk, Va.	FA-20
Davis II, Jamal (1)	OLB	6-3	245	7/9/95	Akron	Canton, Ohio	FA
DeLuca, Ben (1)	DB	6-1	202	4/9/98	Charlotte	Oriando, Fla.	FA-21
Ffrench, Maurice (1)	WR	5-11	200	1/1/98	Pittsburgh	New Brunswick, N.J.	FA-21
Horvalh, Zander	FB	6-3	230	12/10/98	Purdue	Mishawaka, Ind.	D7b
Hunter, Ryan (1)	G	6-3	316	4/1/95	Bowling Green	North Bay, Ontario, Canada	FA-20
Johnson, Zion	G	6-3	316	11/18/99	Boston College	Bowie, Md.	D1
Kampmoyer, Hunter (1)	TE	6-4	243	2/6/98	Oregon	Bishop, Calif.	FA-21
Krommenhoek, Erik	TE	6-5	245	11/12/98	Southern California	Danville, Calif.	FA
Layne, Raheem	S	5-11	192	7/2/99	Indiana	Deland, Fla.	FA
Leonard, Deane	DB	6-0	195	11/20/99	Mississippi	Calgary, Alberta, Canada	D7a
Maddox-Williams, Tyreek	LB	6-0	228	10/28/97	Rutgers	Philadelphia, Pa.	FA
Marks Jr., Kevin	RB	5-11	200	3/31/98	Buffalo	Norfolk, Va.	FA
McCourt, James	K	5-11	216	11/9/97	Illinois	Parkland, Fla.	FA
Merrill, Forrest (1)	DL	6-0	322	8/15/96	Arkansas State	Willard, Mo.	FA-21
Ogbonnia, Otilo	DL	6-4	320	8/25/00	UCLA	Houston, Texas	D5
Peters, Brandon	QB	6-4	228	10/15/97	Illinois	Avon, Ind.	FA
Salyer, Jamaree	OL	6-4	325	7/13/00	Georgia	Allanta, Ga.	D6a
Sarell, Foster (1)	T	6-6	322	8/28/98	Stanford	Tacoma, Wash.	FA-21
Sebastian, Brandon	CB	6-5	245	3/5/99	Boston College	West Haven, Conn.	FA
Shelby, Ty	OLB	6-3	249	10/14/98	Louisiana-Monroe	Houston, Texas	FA
Smartt, Stone	TE	6-4	226	10/4/98	Old Dominion	Sacramento, Calif.	FA
Spiller, Isaiah	RB	6-1	215	8/9/01	Texas A&M	Spring, Texas	D4
Taylor, Ja'Sir	DB	5-10	185	1/8/99	Wake Forest	Asbury Park, N.J.	D6b
Thomas, Skyler	S	5-8	184	4/8/98	Liberty	Riverside, Calif.	FA
Trainer, Andrew	T	6-7	320	12/18/97	William & Mary	Alexandria, Va.	FA
Weaver, Isaac	C	6-6	310	2/14/98	Old Dominion	Marietta, Ga.	FA
Woods, JT	S	6-2	193	6/10/00	Baylor	San Antonio, Texas	D3

The term **NFL Rookie** is defined as a player who is in his first season of professional football and has not been on the roster of another professional football team for any regular-season or postseason games. A **Rookie** is designated by an "R" on NFL rosters. Players who have been active in another professional football league or players who have NFL experience, including either preseason training camp or being on an Active List or Inactive List, or on Reserve/Injured or Reserve/Physically Unable to Perform for fewer than six regular-season games, are termed **NFL First-Year Players**. An **NFL First-Year Player** is designated by a "1" on NFL rosters. Thereafter, a player is credited with an additional year of experience for each season in which he accumulates six games on the Active List or Inactive List, or on Reserve/Injured or Reserve/Physically Unable to Perform.

Log on to [www.chargers.com](http://www.chargers.com) for an up-to-date roster.

# MIAMI DOLPHINS



American Football Conference  
East Division

**Baptist Health Training Complex**  
20000 NW 27th Ave.  
Miami Gardens, FL 33056  
Telephone: (954) 452-7000

Team Colors: Aqua, Orange, White and Blue

## 2022 SCHEDULE

### PRESEASON

Aug. 13 at Tampa Bay ..... 7:30 PM  
Aug. 20 Las Vegas ..... 7:00 PM  
Aug. 27 Philadelphia ..... 7:00 PM

### REGULAR SEASON

Sept. 11 New England ..... 1:00 PM  
Sept. 18 at Baltimore ..... 1:00 PM  
Sept. 25 Buffalo ..... 1:00 PM  
Sept. 29 at Cincinnati (Thu) ..... 8:15 PM  
Oct. 9 at N.Y. Jets ..... 1:00 PM  
Oct. 16 Minnesota ..... 1:00 PM  
Oct. 23 Pittsburgh ..... 8:20 PM  
Oct. 30 at Detroit ..... 1:00 PM  
Nov. 6 at Chicago ..... 1:00 PM  
Nov. 13 Cleveland ..... 1:00 PM  
BYE  
Nov. 27 Houston ..... 1:00 PM  
Dec. 4 at San Francisco ..... 4:05 PM  
Dec. 11 at L.A. Chargers ..... 4:05 PM  
Dec. 17/18 at Buffalo ..... TBD  
Dec. 25 Green Bay ..... 1:00 PM  
Jan. 1 at New England ..... 1:00 PM  
Jan. 7/8 N.Y. Jets ..... TBD

*\*All times ET; Sunday night games in Weeks 5-15 and 17 subject to change*

**Stadium:** Hard Rock Stadium  
347 Don Shula Drive  
Miami Gardens, FL 33056

**Opened:** 1987  
**Capacity:** 64,767  
**Playing Surface:** Grass (PAT)

**Training Camp:**  
Baptist Health Training Complex  
20000 NW 27th Ave.  
Miami Gardens, FL 33056

## CLUB OFFICIALS

Chairman of the Board/Managing General Partner: Stephen M. Ross  
Vice Chairman/Partner: Bruce Beal  
Vice Chairman, President and Chief Executive Officer: Tom Garfinkel  
Vice Chairman: Jorge Perez  
General Manager: Chris Grier  
Senior Vice President, Football & Business Administration: Brandon Shore  
Senior Vice President-Stadium Operations: Todd Boyan  
Senior Vice President-Chief Financial Officer: Chris Clements  
Senior Vice President-Communications and Community Affairs: Jason Jenkins  
Senior Vice President-Special Projects, Alumni Relations and Advisor to the CEO: Nat Moore  
Senior Vice President-General Counsel: Myles Pistorius  
Senior Vice President-Chief Information Officer: Kim Rometo  
Senior Vice President-Chief Revenue Officer: Jeremy Walls  
Special Advisor to the President and CEO: Dan Marino  
Assistant General Manager: Marvin Allen  
Co-Director of Player Personnel: Adam Engroff  
Co-Director of Player Personnel: Anthony Hunt  
Head Athletic Trainer: Kyle Johnston  
Equipment Manager: Joe Cimino  
Video Director: Mike Nobler  
Director of Player Engagement: Kaleb Thornhill  
Director of Team Security: Drew Brooks  
Senior Director of Football Communications: Anne Noland  
Senior Director of Team Operations: Scott Bullis  
Senior Director of Security: Joe Cicini

## COACHING HISTORY (496-406-4)

*Records include postseason games*

1966-69	George Wilson	15-39-2
1970-95	Don Shula	274-147-2
1996-99	Jimmy Johnson	38-31-0
2000-04	Dave Wannstedt*	43-33-0
2004	Jim Bates	3-4-0
2005-06	Nick Saban	15-17-0
2007	Cam Cameron	1-15-0
2008-11	Tony Sparano**	29-33-0
2011	Todd Bowles	2-1-0
2012-15	Joe Philbin***	24-28-0
2015	Dan Campbell	5-7-0
2016-18	Adam Gase	23-26-0
2019-21	Brian Flores	24-25-0
2022-	Mike McDaniel	0-0-0

\*Resigned after nine games in 2004

\*\*Released after 13 games in 2011

\*\*\*Released after four games in 2015

## PAID ATTENDANCE, 2021

Home 543,857                      Away 505,597  
Total 1,049,454  
Single-game home record,  
75,283 (10/27/96), Hard Rock Stadium  
78,939 (12/7/72), Orange Bowl  
84,331 (10/1/17), Wembley Stadium  
Single-season home record, 592,161  
(1999)

## 2022 DRAFT CHOICES

Rd	Name	Pos	College
3	Channing Tindall	LB	Georgia
4	Erik Ezukanma	WR	Texas Tech
7	Cameron Goode	OLB	California
7	Skylar Thompson	QB	Kansas St.

## MIAMI DOLPHINS

### 2021 TEAM RECORD

#### REGULAR SEASON (9-8)

Date	Opponent	Result
Sept. 12	at New England	W 17-16
Sept. 19	BUFFALO	L 0-35
Sept. 26	at Las Vegas (OT)	L 28-31
Oct. 3	INDIANAPOLIS	L 17-27
Oct. 10	at Tampa Bay	L 17-45
Oct. 17	at Jacksonville	L 20-23
Oct. 24	ATLANTA	L 28-30
Oct. 31	at Buffalo	L 11-26
Nov. 7	HOUSTON	W 17-9
Nov. 11	BALTIMORE	W 22-10
Nov. 21	at N.Y. Jets	W 24-17
Nov. 28	CAROLINA	W 33-10
Dec. 5	N.Y. GIANTS	W 20-9
Dec. 19	N.Y. JETS	W 31-24
Dec. 27	at New Orleans	W 20-3
Jan. 2	at Tennessee	L 3-34
Jan. 9	NEW ENGLAND	W 33-24

#### SCORE BY PERIODS

Team	93	68	55	122	3	—	341
Opponents	63	103	61	140	6	—	373

#### 2021 TEAM STATISTICS

	Team	Opp.
Total First Downs	325	337
Rushing	87	106
Passing	206	199
Penalty	32	32
3rd Down: Made/Att	95/233	95/231
3rd Down Pct.	40.8	41.1
4th Down: Made/Att	12/22	11/18
4th Down Pct.	54.5	61.1
Possession Avg.	30:13	29:47
Total Net Yards	5219	5738
Avg. Per Game	307.0	337.5
Total Plays	1097	1081
Avg. Per Play	4.8	5.3
Net Yards Rushing	1568	1867
Avg. Per Game	92.2	109.8
Total Rushes	442	425
Net Yards Passing	3651	3871
Avg. Per Game	214.8	227.7
Sacked/Yards Lost	40/285	48/380
Gross Yards	3936	4251
Att./Completions	615/404	608/373
Completion Pct.	65.7	61.3
Had Intercepted	14	14
Punts/Average	78/44.7	75/44.1
Net Punting Avg.	78/40.1	75/40.2
Penalties/Yards	105/825	109/991
Fumbles/Ball Lost	29/12	20/12
Touchdowns	39	40
Rushing	12	16
Passing	21	23
Returns	6	1

	TD		TD TD		PAT	FG	Saf	Pts
	Tot	Ru	Rec	Rt				
Sanders	0	0	0	0	34/35	23/31	0	103
Gaskin	7	3	4	0	0	0	0	42
Waddle	7	1	6	0	0	0	0	42
Hollins	4	0	4	0	0	0	0	24
D.Johnson	3	3	0	0	0	0	0	18
Tagovailoa	3	3	0	0	0	0	0	18
Gesicki	2	0	2	0	0	0	0	14
Ford	2	0	2	0	0	0	0	12

### 2021 INDIVIDUAL STATISTICS

PASSING	Att	Cmp	Yds	Cmp%	Yds/Att	TD	Int	Int%	LG	Sk/Lost	Rtng	
Tagovailoa	388	263	2653	67.8	6.84	16	4.1	10	2.6	65t	20/152	90.1
Brissett	225	141	1283	62.7	5.70	5	2.2	4	1.8	52	19/132	78.1
Gesicki	1	0	0	0.0	0.00	0	0.0	0	0.0	---	0/0	39.6
Wilson	1	0	0	0.0	0.00	0	0.0	0	0.0	---	1/1	39.6
Team	615	404	3936	65.7	6.40	21	3.4	14	2.3	65t	40/285	85.4
Opponents	608	373	4251	61.3	6.99	23	3.8	14	2.3	64	48/380	85.4

Howard	2	0	0	2	0	12						
Parker	2	0	2	0	0	12						
Brissett	1	1	0	0	0	6						
Brown	1	1	0	0	0	6						
J.Coleman	1	0	0	1	0	6						
Eguavoen	1	0	0	1	0	6						
Needham	1	0	0	1	0	6						
Roberts	1	0	0	1	0	6						
Wilkins	1	0	1	0	0	6						
Fuller	0	0	0	0	0	2						
Team	39	12	21	6	34/35	23/31	0	341				
Opponents	40	16	23	1	38/39	31/37	1	373				

2-Pt Conv: Fuller, Gesicki. Team 2-3.  
Opponents 0-1.

RUSHING	No.	Yds	Avg	LG	TD
Gaskin	173	612	3.5	30	3
D.Johnson	71	330	4.6	27	3
Lindsay	38	119	3.1	9	0
Ahmed	54	149	2.8	16	0
Tagovailoa	42	128	3.0	23	3
Brown	33	125	3.8	24t	1
Brissett	19	70	3.7	19	1
Wilson	4	17	4.3	14	0
P.Williams	1	7	7.0	7	0
Laird	1	4	4.0	4	0
Smythe	2	3	1.5	2	0
Waddle	2	3	1.5	2	1
Palardy	1	1	1.0	1	0
Fejedelem	1	0	0.0	0	0
Team	442	1568	3.5	30	12
Opponents	425	1867	4.4	46t	16

RECEIVING	No.	Yds	Avg	LG	TD
Waddle	104	1015	9.8	57	6
Gesicki	73	780	10.7	40	2
Gaskin	49	234	4.8	24t	4
Parker	40	515	12.9	42	2
Smythe	34	357	10.5	25	0
Wilson	25	213	8.5	64	0
Hollins	14	223	15.9	65t	4
Ford	12	161	13.4	52	2
Ahmed	12	117	9.8	18	0
Shaheen	12	110	9.2	21	0
P.Williams	6	71	11.8	34	0
Lindsay	1	8	8.0	8	0
D.Johnson	4	41	10.3	20	0
Fuller	4	26	6.5	10	0
Laird	3	17	5.7	10	0
Brown	3	10	3.3	7	0
Carter	2	16	8.0	8	0
Grant	2	-7	-3.5	0	0
Merritt	1	13	13.0	13	0
Long	1	8	8.0	8	0
Lewis	1	7	7.0	7	0
Wilkins	1	1	1.0	1t	1
Team	404	3936	9.7	65t	21
Opponents	373	4251	11.4	64	23

INTERCEPTIONS	No.	Yds	Avg	LG	TD
Howard	5	54	10.8	37t	1
Needham	2	28	14.0	28t	1
J.Coleman	2	0	0.0	0	0
Holland	2	0	0.0	0	0
Roberts	1	85	85.0	85t	1
Br.Jones	1	8	8.0	8	0
Baker	1	0	0.0	0	0
Team	14	175	12.5	85t	3
Opponents	14	151	10.8	56	1

PUNTING	No.	Yds	Avg	Net	TB	In20	LG	B
Palardy	78	3489	44.7	40.1	5	31	65	0
Team	78	3489	44.7	40.1	5	31	65	0
Opponents	75	3308	44.1	40.2	5	30	67	1

PUNT RETURNS	Ret	FC	Yds	Avg	LG	TD
Holland	12	14	92	7.7	16	0
Grant	8	0	59	7.4	18	0
Waddle	5	3	35	7.0	15	0
Lewis	3	2	4	1.3	5	0
Milton	1	0	0	0.0	0	0
Team	29	19	190	6.6	18	0
Opponents	30	27	262	8.7	20	0

KICKOFF RETURNS	No.	Yds	Avg	LG	TD
Waddle	9	158	17.6	25	0
Lindsay	4	72	18.0	20	0
Gaskin	2	29	14.5	16	0
Grant	2	46	23.0	31	0
Lewis	1	23	23.0	23	0
Wilson	1	2	2.0	2	0
Team	19	330	17.4	31	0
Opponents	21	435	20.7	31	0

FIELD GOALS	1-19	20-29	30-39	40-49	50+
Sanders	0/0	6/6	7/9	8/10	2/6
Team	0/0	6/6	7/9	8/10	2/6
Opponents	0/0	5/5	12/12	9/11	5/9

SACKS	No.
Ogbah	9.0
Phillips	8.5
Baker	5.5
Br.Jones	5.0
Wilkins	4.5
Van Ginkel	4.0
Holland	2.5
Butler	2.0
Sieler	2.0
Howard	1.0
Needham	1.0
Roberts	1.0
(Team)	1.0
R.Davis	0.5
Eguavoen	0.5
Team	48.0
Opponents	40.0

## MIAMI DOLPHINS

## 2022 COACHING STAFF

**Mike McDaniel, Head Coach**

**Pro Career:** McDaniel became the 14th head coach in Miami Dolphins history on Feb. 7, 2022. He has 15 years of NFL coaching experience and most recently spent five seasons (2017-21) with the San Francisco 49ers. He was the team's run game specialist in 2017 before being promoted to run game coordinator in 2018 and again to offensive coordinator in 2021. The 49ers had four offensive players earn Pro Bowl selections and finished seventh in total offense (375.7 yards per game) in 2021. As run game coordinator from 2018-20, McDaniel helped the 49ers finish fifth in rushing (127.0 yards per game) in that span despite having a different leading rusher in all three seasons. During his five years in San Francisco, the 49ers advanced to the NFC Championship twice, winning it in 2019. McDaniel also won the NFC in 2016 as an offensive assistant in Atlanta. He has experience coaching a variety of positions on offense, serving as offensive assistant in Atlanta (2015-16), wide receivers coach in Cleveland (2014), wide receivers coach (2013) and offensive assistant working with the offensive line (2011-12) in Washington, running backs coach for Sacramento in the United Football League (2009-10) and offensive assistant with the Houston Texans (2006-08). He began his coaching career as an intern in Denver (2005). Career record: 0-0.

**Background:** McDaniel earned a bachelor's degree in history from Yale, where he played wide receiver. No pro playing experience.

**Personal:** Born March 6, 1983, Aurora, Colo. He and his wife, Katie, have one daughter, Ayla.

**ASSISTANT COACHES**

**Ricardo Allen,** special teams assistant: born Dec. 18, 1991, Daytona Beach, Fla. Defensive back Purdue 2010-13. Pro defensive back Atlanta Falcons 2015-20 and Cincinnati Bengals 2021. Pro coach: Joined Dolphins in 2022.

**Matt Applebaum,** offensive line: born Jan. 20, 1984, Staten Island, N.Y. Offensive lineman Connecticut 2002-06. Pro offensive lineman Wilkes-Barre/Scranton Pioneers (Arena 2 Football League) 2007. College coach: Central Connecticut State 2008, Miami (Fla.) 2011-12, Bucknell 2013, Southeastern Louisiana 2015, Davidson 2016-17, Towson 2018-19, Boston College 2020-21. Pro coach: Washington Redskins 2008-10, Jacksonville Jaguars 2014. Joined Dolphins in 2022.

**Mathieu Araujo,** assistant defensive backs: born April 22, 1993, Fall River, Mass. Quarterback Bridgewater State 2011-14. No pro playing experience. College coach: Springfield College 2016, Boston College 2017-18, Yale 2019-21. Pro coach: Joined Dolphins in 2022.

**Darrell Bevell,** quarterbacks/passing game coordinator: born Jan. 6, 1970, Yuma, Ariz. Quarterback Wisconsin 1992-95. No pro playing experience. College coach: Westmar 1996, Iowa State 1997, Connecticut 1998-99. Pro coach: Green Bay

Packers 2000-05, Minnesota Vikings 2006-10, Seattle Seahawks 2011-17, Detroit Lions 2019-20 (interim head coach, five games, 2020), Jacksonville Jaguars 2021 (interim head coach, four games, 2021). Joined Dolphins in 2022.

**Josh Boyer,** defensive coordinator: born Jan. 21, 1977, Heath, Ohio. Wide receiver/defensive back Muskingum College 1996-99. No pro playing experience. College coach: King's College (Pa.) 2000, Dayton 2001, Kent State 2002-03, Bryant 2004, South Dakota School of Mines and Technology 2005. Pro coach: New England Patriots 2006-18. Joined Dolphins in 2019.

**Anthony Campanile,** linebackers: born Aug. 18, 1982, Fair Lawn, N.J. Linebacker/safety Rutgers 2001-04. No pro playing experience. College coach: Rutgers 2005, 2012-15, Boston College 2016-18, Michigan 2019. Pro coach: Joined Dolphins in 2020.

**Austin Clark,** defensive line: born Aug. 3, 1990, Tampa, Fla. Defensive tackle California 2009-14. No pro playing experience. College coach: California, 2014-15, Southern California 2016-17, Illinois 2018-19. Pro coach: Joined Dolphins in 2020.

**Danny Crossman,** special teams coordinator: born Jan. 17, 1967, El Paso, Texas. Defensive back Kansas 1985, Pittsburgh 1987-89. Pro defensive back Washington Redskins 1990, Detroit Lions 1991-92. College coach: U.S. Coast Guard Academy 1993, Western Kentucky 1994-96, Central Florida 1997-98, Georgia Tech 1999-2001, Michigan State 2002. Pro coach: Carolina Panthers 2003-09, Detroit Lions 2010-12, Buffalo Bills 2013-18. Joined Dolphins in 2019.

**Jon Embree,** assistant head coach/tight ends: born Oct. 15, 1965, Los Angeles, Calif. Tight end Colorado 1983-86. Pro tight end L.A. Rams 1987-89. College coach: Colorado 1991, 1993-2002 and 2011-12 (head coach), UCLA 2003-05. Pro coach: Kansas City Chiefs 2006-08, Washington Redskins 2010, Cleveland Browns 2013, Tampa Bay Buccaneers 2014-16, San Francisco 49ers 2017-21. Joined Dolphins in 2022.

**Brendan Farrell,** assistant special teams: born April 8, 1978, Rochester, N.Y. Linebacker/safety Notre Dame 1996-99. No pro playing experience. College coach: Wayne State 2002-03, Middle Tennessee State 2004-05, LSU 2006-08, Northwestern State 2009-12, Alabama 2013-18. Pro coach: Joined Dolphins in 2019.

**Steve Ferentz,** assistant linebackers: born Dec. 4, 1993, Cleveland, Ohio. Offensive lineman Iowa 2012-16. No pro playing experience. College coach: Iowa 2017, Central Michigan 2018-19. Pro coach: Joined Dolphins in 2020.

**Steve Gregory,** safeties: born Jan. 8, 1983, Brooklyn, N.Y. Defensive back Syracuse 2002-05. Pro defensive back San Diego Chargers 2006-11, New England Patriots 2012-13. College coach: Syracuse 2015. Pro coach: Detroit Lions 2018-20. Joined Dolphins in 2021.

**Josh Grizzard,** quality control: born June 11, 1990, Zebulon, N.C. Defensive back Yale 2008-11. No pro playing experience. College coach: Yale 2012, Duke 2013-16. Pro coach: Joined Dolphins in 2017.

**Chandler Henley,** assistant quarterbacks: born Littleton, Colo. Wide receiver Yale 2002-06. No pro playing experience. College coach: Vanderbilt 2014, Yale 2015-17. Pro coach: Tennessee Titans 2018-20, Atlanta Falcons 2021. Joined Dolphins in 2022.

**Lemuel Jeanpierre,** assistant offensive line: born May 19, 1987, Orlando, Fla. Offensive lineman South Carolina 2007-10. Pro offensive lineman Seattle Seahawks 2011-15. Pro coach: Seattle Seahawks 2017, Oakland Raiders 2018-19. Joined Dolphins in 2020.

**Adam Lachance,** assistant strength and conditioning: born Sept. 5, 1984; Rochester, New Hampshire. No college or pro playing experience. Pro coach: Joined Dolphins in 2015.

**Derrick LeBlanc,** assistant defensive line: born May 6, 1974, Breaux Bridge, La. Offensive lineman/defensive lineman Northwestern State 1992-96. No pro playing experience. College coach: LSU 2000 and 2008-11, Henderson State 2001-04, Arkansas Tech 2005, Missouri State 2006-07, Wyoming 2012, Southern Mississippi 2013-14, Pearl River C.C. 2015, North Texas 2016, Kentucky 2017-19, Arkansas 2020. Pro coach: Joined Dolphins in 2022.

**Sam Madison,** cornerbacks/pass game specialist: born April 23, 1974, Thomasville, Ga. Defensive back Louisville 1993-96. Pro cornerback Miami Dolphins 1997-2005, New York Giants 2006-08. No college coaching experience. Pro coach: Kansas City Chiefs 2019-21. Joined Dolphins in 2022.

**Ty McKenzie,** outside linebackers: born Dec. 11, 1985, New York, N.Y. Linebacker Michigan State 2004, Iowa State 2006, South Florida 2007-08. Pro linebacker New England Patriots 2009, Tampa Bay Buccaneers 2010-11, Minnesota Vikings 2012-13. College coach: Stanford 2016. Pro coach: Los Angeles Rams 2017, Tennessee Titans 2018-19, Detroit Lions 2020, Indianapolis Colts 2021. Joined Dolphins in 2022.

**Mike Person,** offensive assistant: born May 17, 1988, Glendive, Mont. Offensive lineman Montana State 2007-10, Pro offensive lineman San Francisco 49ers 2011-12 and 2018-19, Indianapolis Colts 2012 and 2017, Seattle Seahawks 2012-13,

## MIAMI DOLPHINS

St. Louis Rams 2013-14, Atlanta Falcons 2015-16, Kansas City Chiefs 2016-17. Pro coach: Joined Dolphins in 2022.

**Dave Puloka**, head strength and conditioning: born Jan. 12, 1979, Arlington, Mass. Linebacker Holy Cross 1997-2000. No pro playing experience. College coach: Stevens Institute of Technology 2005, Virginia 2006. Pro coach: Atlanta Falcons 2007. Joined Dolphins in 2008.

**Aldrick Robinson**, offensive assistant: born Sept. 24, 1988, Waxahachie, Texas. Wide receiver Southern Methodist 2007-10. Pro wide receiver Washington Redskins 2011-14, Baltimore Ravens 2014-15, Atlanta Falcons 2016, San Francisco 49ers 2017-18, Minnesota Vikings 2018, Carolina Panthers 2019. Pro coach: Joined Dolphins in 2022.

**Ryan Slowik**, senior defensive analyst: born Dec. 27, 1980, Chicago, Ill. Safety Wisconsin-Oshkosh 2002-03. No pro playing experience. College coach: Wisconsin-Oshkosh 2004, Tennessee 2017. Pro coach: Denver Broncos 2005-08, Arizona

Cardinals 2009-2014, New York Jets 2015, Cleveland Browns 2016. Joined Dolphins in 2022.

**Frank Smith**, offensive coordinator: born Feb. 21, 1981, Milwaukee, Wis. Offensive lineman Miami (Ohio) 1999-2003. No pro playing experience. College coach: Miami (Ohio) 2004-05, Butler 2006-09. Pro coach: New Orleans Saints 2010-14, Chicago Bears 2015-17, Oakland/Las Vegas Raiders 2018-20, L.A. Chargers 2021. Joined Dolphins in 2022.

**Kolby Smith**, offensive assistant: born Dec. 15, 1984, Tallahassee, Fla. Running back Louisville 2003-06. Pro running back Kansas City Chiefs 2007-09, Denver Broncos 2010, Jacksonville Jaguars 2010. College coach: Arkansas 2012, Western Kentucky 2013, Louisville 2014-18, Rutgers 2019. Pro coach: Joined Dolphins in 2020.

**Eric Stutesville**, associate head coach/running backs: born May 29, 1967, Madison, Wis. Defensive back Wisconsin-Whitewater 1985-88. No pro playing experience. College coach: Wingate 1994, Kent State 1995-96. Pro coach: Chicago

Bears 1997-2000, New York Giants 2001-03, Buffalo Bills 2004-09, Denver Broncos 2010-17 (interim head coach, four games, 2010). Joined Dolphins in 2018.

**Patrick Surtain**, defensive assistant: born June 19, 1976, New Orleans, La. Defensive back Southern Mississippi 1994-97. Pro defensive back Miami Dolphins 1998-2004, Kansas City Chiefs 2005-08. Pro coach: Joined Dolphins in 2022.

**Wes Welker**, wide receivers: born May 1, 1981, Oklahoma City, Okla. Wide receiver Texas Tech 2000-03. Pro wide receiver San Diego Chargers 2004, Miami Dolphins 2004-06, New England Patriots 2007-12, Denver Broncos 2013-14, St. Louis Rams 2015. Pro coach: Houston Texans 2017-18, San Francisco 49ers 2019-21. Joined Dolphins in 2022.

### RECORD HOLDERS

#### INDIVIDUAL RECORDS—CAREER

Rushing (Yds.)	Larry Csonka, 1968-74, 1979	.6,737
Passing (Yds.)	Dan Marino, 1983-99	.61,361
Passing (TDs)	Dan Marino, 1983-99	.420
Receiving (No.)	Mark Clayton, 1983-92	.550
Receiving (Yds.)	Mark Duper, 1982-92	.8,869
Interceptions	Jake Scott, 1970-75	.35
Punting (Avg.)	Brandon Fields, 2007-14	.46.8
Punt Return (Avg.)	Jeff Ogden, 2000-01	.13.7
Kickoff Return (Avg.)	Mercury Morris, 1969-75	.26.5
Field Goals	Olindo Mare, 1997-2006	.245
Touchdowns (Tot.)	Mark Clayton, 1983-92	.82
Points	Olindo Mare, 1997-2006	.1,048
*Sacks	Jason Taylor, 1997-2007, 2009, 2011	.131.0

#### INDIVIDUAL RECORDS—SINGLE SEASON

Rushing (Yds.)	Ricky Williams, 2002	.1,853
Passing (Yds.)	Dan Marino, 1984	.5,084
Passing (TDs)	Dan Marino, 1984	.48
Receiving (No.)	Jarvis Landry, 2017	.112
Receiving (Yds.)	Mark Clayton, 1984	.1,389
Interceptions	Dick Westmoreland, 1967	.10
	Xavien Howard, 2020	.10
Punting (Avg.)	Brandon Fields, 2012	.50.2
Punt Return (Avg.)	Jeff Ogden, 2000	.17.0
Kickoff Return (Avg.)	Duriel Harris, 1976	.32.9
Field Goals	Olindo Mare, 1999	.39
Touchdowns (Tot.)	Mark Clayton, 1984	.18
Points	Olindo Mare, 1999	.144
	Jason Sanders, 2020	.144
*Sacks	Jason Taylor, 2002	.18.5

#### INDIVIDUAL RECORDS—SINGLE GAME

Rushing (Yds.)	Ricky Williams, 12-1-02	.228
Passing (Yds.)	Dan Marino, 10-23-88	.521
Passing (TDs)	Bob Griese, 11-24-77	.6
	Dan Marino, 9-21-86	.6
Receiving (No.)	Chris Chambers, 12-4-05	.15
Receiving (Yds.)	Brian Hartline, 9-30-12	.253
Interceptions	Dick Anderson, 12-3-73	.**4
Field Goals	Jason Sanders, 12-8-19	.7
Touchdowns (Tot.)	Paul Warfield, 12-15-73	.4
	Mark Ingram, 11-27-94	.4
	Ronnie Brown, 9-21-08	.4
Points	Paul Warfield, 12-15-73	.24
	Mark Ingram, 11-27-94	.24
	Ronnie Brown, 9-21-08	.24
*Sacks	Cameron Wake, 9-30-12	.4.5

\*Sacks became an official statistic in 1982  
\*\*NFL Record



## MIAMI DOLPHINS

## 2022 VETERAN ROSTER

No.	Name	Pos.	Ht.	Wt.	Birthdate	NFL		College	Hometown	How Acq.	'21 Games/ Starts
						Exp.					
26	Ahmed, Salvon	RB	5-11	197	12/30/98	3		Washington	Kirkland, Wash.	W(SF)-20	12/0
72	Armstead, Terron	T	6-5	304	7/23/91	10		Arkansas Pine-Bluff	Cahokia, Ill.	UFA-22	8/8*
55	Baker, Jerome	LB	6-2	225	12/25/96	5		Ohio State	Cleveland, Ohio	D3-18	16/16
3	Bowden Jr., Lynn	WR	5-11	204	10/14/97	3		Kentucky	Youngstown, Ohio	T(LV)-20	0*
#	Brown, Malcolm	RB	5-11	225	5/15/93	8		Texas	Cibolo, Texas	UFA-21	7/3
5	Bridgewater, Teddy	QB	6-2	215	11/10/92	9		Louisville	Miami, Fla.	UFA-22	14/14*
70	Butler, Adam	DL	6-5	300	4/12/94	6		Vanderbilt	Duncanville, Texas	UFA-21	17/1
22	Campbell, Elijah	DB	5-11	190	8/24/95	3		Northern Iowa	St. Paul, Minn.	W(NYJ)-21	7/0
89	Carter, Cethan	TE	6-3	248	9/5/95	6		Nebraska	New Orleans, La.	UFA-21	16/1
79	Coleman, Lamel	T	6-6	313	6/22/98	2		Massachusetts	Malden, Mass.	D7a-21	0*
89	Core, Cody	WR	6-3	205	4/17/94	5		Mississippi	Auburn, Ala.	FA-21	0*
85	Cracraft, River	WR	6-0	198	11/1/94	4		Washington State	Ranch Santa Margarita, Calif.	FA-22	6/0*
27	Crossen, Keion	DB	5-10	185	4/17/96	5		Western Carolina	Garysburg, N.C.	UFA-22	16/0*
98	Davis, Raekwon	DT	6-7	330	6/10/97	3		Alabama	Meridian, Miss.	D2b-20	14/14
63	Deiter, Michael	C/G	6-6	315	9/3/96	4		Wisconsin	Curtice, Ohio	D3-19	8/8
2	Edmonds, Chase	RB	5-9	210	4/13/96	5		Fordham	Harrisburg, Pa.	UFA-22	12/11*
49	Eguavoen, Sam	LB	6-1	236	2/22/93	4		Texas Tech	Garland, Texas	FA-19	17/0
74	Eichenberg, Liam	T	6-6	310	1/19/98	2		Notre Dame	Cleveland, Ohio	D2b-21	17/16
42	Fejedelem, Clayton	S	6-1	205	6/2/93	7		Illinois	Lemont, Ill.	UFA-20	17/0
44	Ferguson, Blake	LS	6-3	237	4/21/97	3		LSU	Smyrna, Ga.	D6-20	17/0
#	Ford, Isaiah	WR	6-2	201	2/9/96	5		Virginia Tech	Jacksonville, Fla.	D7-17	13/2
#	Fuller V, William	WR	6-1	184	4/16/94	7		Notre Dame	Philadelphia, Pa.	UFA-21	2/0
37	Gaskin, Myles	RB	5-10	194	2/15/97	4		Washington	Lynnwood, Wash.	D7b-19	17/10
88	Gesicki, Mike	TE	6-6	247	10/3/95	5		Penn State	Manahawkin, N.J.	D2-18	17/9
95	Hall, Daeshon	DE	6-5	265	6/14/95	4		Texas A&M	Seattle, Wash.	FA-22	0*
10	t-Hill, Tyreek	WR	5-10	185	3/1/94	7		West Alabama	Douglas, Ga.	T(KC)-22	17/16*
41	Hodge, Darius	LB	6-1	245	7/3/98	2		Marshall	Wake Forest, N.C.	W(Cin)-21	4/0*
8	Holland, Jevon	S	6-1	207	3/3/00	2		Oregon	Coquillam, B.C., Canada	D2a-21	16/13
25	Howard, Xavien	CB	6-1	198	7/4/93	7		Baylor	Houston, Texas	D2-16	16/16
68	Hunt, Robert	G/T	6-6	327	8/25/96	3		Louisiana-Lafayette	Burkeville, Texas	D2a-20	17/1
9	Igbinoghene, Noah	CB	5-11	197	11/27/99	3		Auburn	Trussville, Ala.	D1c-20	7/1
30	Ingold, Alec	FB	6-1	240	7/9/96	4		Wisconsin	Green Bay, Wis.	FA-22	9/3*
	Ingram III, Melvin	LB	6-2	247	4/26/89	11		South Carolina	Hamlet, N.C.	UFA-22	15/7*
73	Jackson, Austin	T	6-5	325	8/11/99	3		Southern California	Phoenix, Ariz.	D1b-20	17/16
77	Jenkins, John	DT	6-3	335	7/11/89	10		Georgia	Meriden, Conn.	UFA-21	7/2
95	Jones, Benito	DT	6-1	318	11/27/97	2		Mississippi	Waynesboro, Miss.	FA-20	0*
29	Jones, Brandon	S	6-0	191	4/2/98	3		Texas	Nacogdoches, Texas	D3-20	15/13
24	Jones, Byron	CB	6-1	205	9/26/92	8		Connecticut	New Britain, Conn.	UFA-20	16/16
65	Jones, Robert	G	6-4	322	1/28/99	2		Middle Tennessee	Chicago, Ill.	FA-21	8/1
66	Kindley, Solomon	G	6-4	335	7/3/97	3		Georgia	Jacksonville, Fla.	D4-20	16/2
32	+ Laird, Patrick	RB	6-1	197	8/17/95	4		California	Arroyo Grande, Calif.	FA-19	6/0
75	Little, Greg	T	6-5	310	11/4/97	4		Mississippi	Allen, Texas	T(Car)-21	0
84	Long, Hunter	TE	6-5	254	8/19/98	2		Boston College	Exeter, N.H.	D3-21	7/2
46	Lovett, John	FB	6-2	234	4/25/96	2		Princeton	Wantagh, N.Y.	FA-22	0*
#	McCourty, Jason	DB	5-11	195	8/13/87	14		Rutgers	Nanuet, N.Y.	FA-21	7/4
34	Michel, Sony	RB	5-11	215	2/17/95	5		Georgia	Plantation, Fla.	FA-22	17/7*
4	Morstead, Thomas	P	6-4	225	3/8/86	14		Southern Methodist	Pearland, Texas	UFA-22	14/0*
31	Mostert, Raheem	RB	5-10	205	4/9/92	8		Purdue	New Smyrna Beach, Fla.	UFA-22	1/1*
48	Munson, Calvin	LB	6-1	235	12/27/94	4		San Diego State	St. Charles, Mo.	W(NE)-21	10/0
40	Needham, Nik	CB	6-1	196	11/4/96	4		Texas-El Paso	Buena Park, Calif.	FA-19	17/5
91	Ogbah, Emmanuel	DE	6-4	275	11/6/93	7		Oklahoma State	Houston, Texas	UFA-20	17/11
#	Palardy, Michael	P	5-11	200	7/6/92	6		Tennessee	Coral Springs, Fla.	FA-21	17/0
78	Pankey, Adam	T	6-5	313	2/2/94	4		West Virginia	Hamilton, Ohio	W(GB)-19	1/0
15	Phillips, Jaelan	LB	6-5	266	5/28/99	2		Miami (Fla.)	Redlands, Calif.	D1b-21	17/5
20	Redwine, Sheldrick	S	6-0	195	11/6/96	4		Miami (Fla)	Miami, Fla.	FA-21	6/0
45	Riley, Duke	LB	6-1	230	8/9/94	6		LSU	Buras, La.	UFA-21	16/3
52	Roberts, Elandon	LB	6-0	238	4/22/94	7		Houston	Port Arthur, Texas	UFA-20	17/15
35	Ross, D'Angelo	DB	5-9	190	10/29/96	2		New Mexico	La Puente, Calif.	FA-22	3/1*
21	Rowe, Eric	S	6-1	205	10/3/92	8		Utah	Spring, Texas	UFA-19	17/4
7	Sanders, Jason	K	5-11	197	11/16/95	5		New Mexico	Orange, Calif.	D7b-18	17/0
57	Scarlett, Brennan	LB	6-4	263	7/31/93	7		Stanford	Portland, Ore.	UFA-21	13/4
80	Shaheen, Adam	TE	6-7	257	10/24/94	6		Ashland	Sanbury, Ohio	T(Chi)-20	12/7
14	Sherfield, Trent	WR	6-1	219	2/26/96	5		Vanderbilt	Danville, Ill.	UFA-22	17/1*
92	Sieler, Zach	DT	6-6	297	9/7/95	5		Ferris State	Pinckney, Mich.	W(Bal)-19	17/9
81	Smythe, Durham	TE	6-6	246	8/9/95	5		Notre Dame	Belton, Texas	D4a-18	17/12
1	Tagovailoa, Tua	QB	6-1	217	3/2/98	3		Alabama	Ewa Beach, Hawaii	D1a-20	13/12
43	Van Ginkel, Andrew	LB	6-4	242	7/1/95	4		Wisconsin	Rock Valley, Iowa	D5-19	17/14

## MIAMI DOLPHINS

17	Waddle, Jaylen	WR	5-10	182	11/25/98	2	Alabama	Houston, Texas	D1a-21	16/16
94	Wilkins, Christian	DT	6-4	310	12/20/95	4	Clemson	Springfield, Mass.	D1-19	17/17
58	Williams, Connor	OL	6-5	320	5/12/97	5	Texas	Coppell, Texas	UFA-22	17/14*
18	Williams, Preston	WR	6-5	220	3/27/97	4	Colorado State	Lovejoy, Ga.	FA-19	8/3
#	Wilson, Albert	WR	5-9	195	7/12/92	8	Georgia State	Fort Pierce, Fla.	UFA-18	14/5
6	Williams, Trill	CB	6-1	205	12/29/99	2	Syracuse	Yonkers, N.Y.	W(NO)-21	1/0
11	Wilson Jr., Cedrick	WR	6-2	200	11/20/95	5	Boise State	Memphis, Tenn.	UFA-22	16/4*
36	Wilson, Quincy	DB	6-2	193	8/16/96	6	Florida	Fort Lauderdale, Fla.	FA-22	0*

\* Armstead played eight games with New Orleans; Bowden missed '21 season because of injury; Bridgewater played 14 games with Denver; Coleman missed '21 season because of injury; Core last active with New York Giants in '19; Cracraft played six games with San Francisco; Crossen played 16 games with New York Giants; Edmonds played 12 games with Arizona; Hall last active with New York Jets in '20; Hill played 17 games with Kansas City; Hodge played four games with Cincinnati; Ingold played nine games with Las Vegas; Ingram played six games with Pittsburgh and nine with Kansas City; Benito Jones last active with Miami in '20; Lovett last active with Green Bay in '20; Michel played seven games with Los Angeles Rams; Morstead played seven games with New York Jets and seven with Atlanta; Mostert played one game with San Francisco; Ross played three games with New England; Sherfield played 17 games with San Francisco; Streveler played two games with Arizona; C.Williams played 17 games with Dallas; Q.Wilson missed '21 season because of injury.

# Unrestricted free agent; subject to developments.

t - Dolphins traded for Hill (KC).

Players lost through unrestricted free agency (five): QB Jacoby Brissett (CLE, 11 games in '21); CB Justin Coleman (SEA, 16); WR Mack Hollins (LV, 17); RB Duke Johnson (BUF, five); OL Greg Mancz (BUF, five).

Also played with Dolphins in '21—CB Javaris Davis (one game), G/T Jesse Davis (17), WR Jakeem Grant (four), WR Tommylee Lewis (two), RB Phillip Lindsay (four), WR Kirk Merritt (two), DB Chris Milton (one), DB Will Parks (one), C Austin Reiter (six), RB Jordan Scarlett (one), DE Jabaal Sheard (one), C Cameron Tom (one).

## FIRST-YEAR ROSTER

Name	Pos.	Ht.	Wt.	Birthdate	College	Hometown	How Acq.
Andries, Blaise	OL	6-7	308	7/21/98	Minnesota	Marshall, Minn.	FA
Banwart, Cole (1)	OL	6-4	298	8/21/97	Iowa	Ottosen, Iowa	FA
Carney, Owen	DL	6-3	269	2/8/99	Illinois	Miami, Fla.	FA
Connor, Tanner	TE	6-3	226	3/20/98	Idaho State	Kent, Wash.	FA
Davis, Javaris (1)	CB	5-8	183	12/26/96	Auburn	Jacksonville, Fla.	W(KC)-20
Dedmon, DeVonte (1)	WR	5-10	200	11/23/95	William and Mary	Williamsburg, Va.	FA
Diesch, Kellen	OL	6-8	301	8/23/97	Arizona State	Trophy Club, Texas	FA
Doaks, Gerrid (1)	RB	5-11	228	6/9/98	Cincinnati	Indianapolis, Ind.	D7b-21
Ezukanma, Erik	WR	6-2	206	1/25/00	Texas Tech	Fort Worth, Texas	D4
Goode, Cameron	OLB	6-3	232	4/15/98	California	Spring, Texas	D7a
Hamilton, Elijah	CB	6-2	211	5/13/98	Louisiana Tech	Roswell, Ga.	FA
Heatherty, Tommy	P	6-0	205	8/6/98	Florida International	Grove, Okla.	FA
Johnson, Deandre	LB	6-3	252	5/27/99	Miami (Fla.)	Miami, Fla.	FA
Kohou, Kader	CB	5-10	192	11/28/98	Texas A&M-Commerce	Euleuss, Texas	FA
McKinley, Verone	S	5-10	192	6/29/99	Oregon	Carrollton, Texas	FA
Sanders, Braylon	WR	6-1	194	1/21/99	Mississippi	Hogansville, Ga.	FA
Smith, Kion (1)	TE	6-5	295	10/7/98	Fayetteville State	Lumberton, N.C.	FA-21
Sillie, Ben	DL	6-4	300	11/12/97	Nebraska	Ashland, Neb.	FA
Thompson, Skylar	QB	6-2	217	6/4/97	Kansas State	Independence, Mo.	D7b
Tindall, Channing	LB	6-2	230	3/28/00	Georgia	Columbia, S.C.	D3
White, ZaQuandre	RB	6-1	215	12/21/98	South Carolina	North Fort Myers, Fla.	FA
Williams, Jordan	DL	6-5	291	2/12/99	Virginia Tech	Cape Coral, Fla.	FA

The term **NFL Rookie** is defined as a player who is in his first season of professional football and has not been on the roster of another professional football team for any regular-season or postseason games. A **Rookie** is designated by an "R" on NFL rosters. Players who have been active in another professional football league or players who have NFL experience, including either preseason training camp or being on an Active List or Inactive List, or on Reserve/Injured or Reserve/Physically Unable to Perform for fewer than six regular-season games, are termed **NFL First-Year Players**. An **NFL First-Year Player** is designated by a "1" on NFL rosters. Thereafter, a player is credited with an additional year of experience for each season in which he accumulates six games on the Active List or Inactive List, or on Reserve/Injured or Reserve/Physically Unable to Perform.

Log on to [www.miamidolphins.com](http://www.miamidolphins.com) for an up-to-date roster.



## NEW ENGLAND PATRIOTS

### 2021 TEAM RECORD

#### REGULAR SEASON (10-7)

Date	Opponent	Result
Sept. 12	MIAMI	L 16-17
Sept. 19	at N.Y. Jets	W 25-6
Sept. 26	NEW ORLEANS	L 13-28
Oct. 3	TAMPA BAY	L 17-19
Oct. 10	at Houston	W 25-22
Oct. 17	DALLAS (OT)	L 29-35
Oct. 24	N.Y. JETS	W 54-13
Oct. 31	at L.A. Chargers	W 27-24
Nov. 7	at Carolina	W 24-6
Nov. 14	CLEVELAND	W 45-7
Nov. 18	at Atlanta	W 25-0
Nov. 28	TENNESSEE	W 36-13
Dec. 6	at Buffalo	W 14-10
Dec. 18	at Indianapolis	L 17-27
Dec. 26	BUFFALO	L 21-33
Jan. 2	JACKSONVILLE	W 50-10
Jan. 9	at Miami	L 24-33

#### POSTSEASON (0-1)

Jan. 15	at Buffalo	L 17-47
---------	------------	---------

#### SCORE BY PERIODS

Team	77	143	77	165	0	—	462
Opponents	89	77	60	71	6	—	303

### 2021 TEAM STATISTICS

	Team	Opp.
Total First Downs	362	308
Rushing	139	111
Passing	187	176
Penalty	36	21
3rd Down: Made/Att	91/209	77/211
3rd Down Pct.	43.5	36.5
4th Down: Made/Att	11/17	17/32
4th Down Pct.	64.7	53.1
Possession Avg.	30:28	29:32
Total Net Yards	6008	5284
Avg. Per Game	353.4	310.8
Total Plays	1052	1038
Avg. Per Play	5.7	5.1
Net Yards Rushing	2151	2103
Avg. Per Game	126.5	123.7
Total Rushes	489	464
Net Yards Passing	3857	3181
Avg. Per Game	226.9	187.1
Sacked/Yards Lost	28/241	36/256
Gross Yards	4098	3437
Att./Completions	535/364	538/319
Completion Pct.	68.0	59.3
Had Intercepted	13	23
Punts/Average	52/44.5	55/46.9
Net Punting Avg.	52/39.6	55/39.3
Penalties/Yards	95/854	100/831
Fumbles/Ball Lost	20/10	14/7
Touchdowns	51	35
Rushing	24	9
Passing	24	21
Returns	3	5

### 2021 INDIVIDUAL STATISTICS

PASSING	Att	Cmp	Yds	Cmp%	Yds/Att	TD	TD%	Int	Int%	LG	Sk/Lost	Rtng
M.Jones	521	352	3801	67.6	7.30	22	4.2	13	2.5	75t	28/241	92.5
Hoyer	11	9	227	81.8	20.64	1	9.1	0	0.0	48	0/0	149.1
Meyers	2	2	45	100.0	22.50	0	0.0	0	0.0	30	0/0	118.8
Bourne	1	1	25	100.0	25.00	1	100.0	0	0.0	25t	0/0	158.3
Team	535	364	4098	68.0	7.66	24	4.5	13	2.4	75t	28/241	95.5
Opponents	538	319	3437	59.3	6.39	21	3.9	23	4.3	67t	36/256	73.3

#### TD TD TD TD

SCORING	Tot	Ru	Rec	Rt	PAT	FG	Saf	Pts
Folk	0	0	0	0	42/47	36/39	0	150
Harris	15	15	0	0	0	0	0	90
Henry	9	0	9	0	0	0	0	54
Bourne	5	0	5	0	0	0	0	30
Stevenson	5	5	0	0	0	0	0	30
Bolden	3	1	2	0	0	0	0	20
Agholor	3	0	3	0	0	0	0	18
Meyers	2	0	2	0	0	0	0	16
Taylor	2	2	0	0	0	0	0	12
Wilkerson	2	0	2	0	0	0	0	12
J.Jackson	1	0	0	1	0	0	0	6
Phillips	1	0	0	1	0	0	0	6
Jo.Smith	1	0	1	0	0	0	0	6
Van Noy	1	0	0	1	0	0	0	6
White	1	1	0	0	0	0	0	6
Team	51	24	24	3	42/47	36/39	0	462
Opponents	35	9	21	5	27/30	22/33	0	303

2-Pt Conv: Meyers 2, Bolden. Team 3-4.

Opponents 0-3.

#### RUSHING

No.	Yds	Avg	LG	TD	
Harris	202	929	4.6	64t	15
Stevenson	133	606	4.6	21	5
Bolden	44	226	5.1	24	1
M.Jones	44	129	2.9	13	0
Bourne	12	125	10.4	18	0
Jo.Smith	9	40	4.4	9	0
White	10	38	3.8	10	1
Taylor	19	37	1.9	15	2
Agholor	3	11	3.7	6	0
Meyers	1	9	9.0	9	0
Olszewski	1	9	9.0	9	0
Hoyer	11	-8	-7	2	0
Team	489	2151	4.4	64t	24
Opponents	464	2103	4.5	75	9

#### RECEIVING

No.	Yds	Avg	LG	TD	
Meyers	83	866	10.4	39	2
Bourne	55	800	14.5	75t	5
Henry	50	603	12.1	35	9
Bolden	41	405	9.9	28	2
Agholor	37	473	12.8	44	3
Jo.Smith	28	294	10.5	28	1
Harris	18	132	7.3	21	0
Stevenson	14	123	8.8	41	0
Harry	12	184	15.3	43	0
White	12	94	7.8	28	0
Johnson	4	43	10.8	29	0
Wilkerson	4	42	10.5	20t	2
Taylor	4	8	2.0	5	0
Olszewski	2	31	15.5	22	0
Team	364	4098	11.3	75t	24
Opponents	319	3437	10.8	67t	21

#### INTERCEPTIONS

No.	Yds	Avg	LG	TD	
J.Jackson	8	92	11.5	88t	1
Dugger	4	100	25.0	37	0
Phillips	4	39	9.8	26t	1
D.McCourty	3	22	7.3	22	0
Van Noy	1	35	35.0	35t	1
Bryant	1	33	33.0	33	0
Collins	1	1	1.0	1	0
J.Jones	1	0	0.0	0	0
Team	23	322	14.0	88t	3
Opponents	13	262	20.2	46	3

#### PUNTING

No.	Yds	Avg	Net Bt	In20	LG	B		
Bailey	49	2316	47.3	39.6	6	23	71	3
Team	52	2316	44.5	39.6	6	23	71	3
Opponents	55	2580	46.9	39.3	5	9	63	0

#### PUNT

RETURNS	Ret	FC	Yds	Avg	LG	TD
Olszewski	26	10	309	11.9	27	0
Harry	1	0	0	0.0	0	0
Meyers	1	2	7	7.0	7	0
Team	28	12	316	11.3	27	0
Opponents	16	13	138	8.6	25	0

#### KICKOFF

RETURNS	No.	Yds	Avg	LG	TD
Olszewski	18	416	23.1	37	0
Bolden	3	62	20.7	25	0
D.McCourty	2	27	13.5	18	0
Johnson	1	14	14.0	14	0
Taylor	1	25	25.0	25	0
Team	25	544	21.8	37	0
Opponents	55	1166	21.2	38	0

#### FIELD

GOALS	1-19	20-29	30-39	40-49	50+
Folk	0/0	9/9	11/11	11/11	5/8
Team	0/0	9/9	11/11	11/11	5/8
Opponents	0/0	6/6	7/10	9/12	0/5

#### SACKS

No.	
Judon	12.5
Van Noy	5.0
Uche	3.0
Wise	3.0
Ekual	2.0
Barmore	1.5
Guy	1.5
Hightower	1.5
Bentley	1.0
Bower	1.0
Bryant	1.0
Collins	1.0
Ca.Davis	1.0
Godchaux	1.0
Team	36.0
Opponents	28.0

## NEW ENGLAND PATRIOTS

## 2022 COACHING STAFF

**Bill Belichick, Head Coach**

**Pro Career:** Bill Belichick is in his 48th season as an NFL coach and his 23rd season as head coach of the New England Patriots. His 48 consecutive seasons as an NFL coach are the most in NFL history. Hired by Chairman and CEO Robert Kraft on Jan. 27, 2000, Belichick led the Patriots to 19 consecutive winning seasons (2001-19). The only other NFL coach to have at least 10 consecutive winning seasons with one team since the 1970 merger was Tom Landry, who led the Dallas Cowboys to 16 consecutive winning seasons (1970-85). Through 22 seasons with New England, Belichick has delivered six Super Bowl championships, nine conference titles, 17 division crowns and 30 playoff victories, 18 playoff seasons while posting an overall record of 284-111. Belichick won his sixth Super Bowl title in 2018 with the Patriots 13-3 victory over the Los Angeles Rams. He joined George Halas and Curly Lambeau as the only coaches with six NFL championships and owns the record for most Super Bowl titles, two ahead of Pittsburgh's Chuck Noll. Belichick is the only one of those to win three titles in a four-year span with Super Bowl wins in 2001 and back-to-back Super Bowl wins in 2003 and 2004. With the victory over Indianapolis in the 2014 AFC Championship Game, Belichick collected his 21st career post-season win, the most post-season wins by a head coach. He expanded on that record and now has 31 postseason victories. The 2018 AFC Championship was also Belichick's ninth conference championship as a head coach, adding to his mark for the most in NFL history. New England's berth in Super Bowl LIII was Belichick's 12th Super Bowl during his coaching career, the most among any head coach who eventually became a head coach in NFL history. Belichick has recorded 321 career wins (regular season and postseason) as a head coach, which is third in NFL history. He owns a career winning percentage of .673 as a head coach, which is second in NFL history. Belichick directed the Patriots to victories in Super Bowls XXXVI (2001), XXXVIII (2003), XXXIX (2004), XLIX (2014), LI (2016) and LIII (2018), and in 2007 he became the first NFL head coach to guide his team to a 16-0 regular-season record. His 17 division titles are the most among any coach. He also is the first NFL head coach to lead his team to 11 straight division crowns (2009-19). Belichick helped the Patriots become the first franchise in NFL history to score 500 or more points in four seasons (2007-589, 2010-518, 2011-513 and 2012-557). The St. Louis/Los Angeles Rams are the only other team to have done it four times, while Belichick is the only head coach in NFL history to lead a team to three straight 500-point seasons. Belichick is the only head coach in NFL history to win at least 14 regular-season games in five separate seasons. Only four other coaches - San Francisco's George Seifert (3), Washington's Joe Gibbs (2), Chicago's Mike Ditka (2) and Miami's Don Shula (2) - have more than one 14-win season. Belichick's Patriots teams own the all-time NFL

records for consecutive victories including the postseason (21 from 2003-04), and consecutive playoff victories (10 from 2001-05). Over a 100-game span from 2003-09, he directed the Patriots to 81 wins - the most in NFL history by a head coach. Belichick's recent accomplishments are the latest triumphs in a career during which he has helped produce eight Super Bowl titles, 12 conference championships and 24 division titles since entering the NFL in 1975. He won his first two Super Bowls as defensive coordinator for the New York Giants in 1986 and 1990 before claiming six Super Bowl championships with the Patriots. George Seifert is the only other man to have won multiple Super Bowls both as a head coach and as an assistant coach. Belichick launched his coaching career in 1975 with the Baltimore Colts and continued as an assistant coach with Detroit (1976-77), Denver (1978) and the New York Giants (1979-1990). Belichick was named head coach of the Cleveland Browns in 1991, becoming the youngest head coach in the NFL at the time at age 38. By 1994, Belichick led the Browns to the postseason, finishing 11-5 and advancing to the second round of the playoffs, while allowing a league-low 204 total points. In 1996, Belichick joined New England and was a key contributor to the Patriots first division title in 10 years, en route to an appearance in Super Bowl XXXI. Belichick then spent three seasons with the New York Jets from 1997 to 1999, helping New York improve from a 1-15 season in 1996 to an appearance in the AFC Championship Game in 1998. Career record: 321-156.

**Background:** Belichick was a center/tight end at Wesleyan 1971-74. No pro playing experience. **Personal:** Born April 16, 1952, Nashville, Tenn.

**ASSISTANT COACHES**

**Cameron Achord,** special teams coordinator; born Feb. 4, 1987, McComb, Miss. Safety Belhaven 2006-09. No pro playing experience. College coach: Southern Mississippi 2010-12, Southwest Mississippi C.C. 2013-17. Pro coach: Joined Patriots in 2018.

**Brian Belichick,** safeties, born Nov. 25, 1991, Cleveland, Ohio. Attended Trinity College. No college or pro playing experience. Pro coach: Joined Patriots in 2016.

**Steve Belichick,** outside linebackers; born March 25, 1987, Summit, N.J. Long snapper Rutgers 2011. No pro playing experience. Pro coach: Joined Patriots in 2012.

**Troy Brown,** wide receivers/kick returners; born July 2, 1971, Barnwell, S.C. Wide receiver Marshall 1991-92. Pro wide receiver New England Patriots 1993-2007. Pro coach: Joined Patriots in 2019.

**Moses Cabrera,** head strength and conditioning; born Aug. 20, 1978, Deming, N.M. Attended Oral Roberts. No college or pro playing experience. College coach: Fresno State 2004-09, Colorado 2010. Pro coach: Joined Patriots in 2010.

**Nick Caley,** tight ends/fullbacks, born Jan. 22, 1983, Canton, Ohio. Defensive back/punter Walsh University 2002. No pro playing experience. College coach: John Carroll 2005, Akron 2006-07, Auburn 2008, Iowa State 2009-11, Eastern Illinois 2012, Arkansas 2013, Florida Atlantic 2014. Pro coach: Joined Patriots in 2015.

**DeMarcus Covington,** defensive line, born March 30, 1989, Birmingham, Ala. Wide receiver Samford 2007-10. No pro playing experience. College coach: Alabama-Birmingham 2012, Mississippi 2013-14, Tennessee-Martin 2015, Eastern Illinois 2016. Pro coach: Joined Patriots in 2017.

**Ross Douglas,** NFL Coaching and Fellowship/Defense; born Dec. 3, 1994, Minneapolis, Minn. No college or pro playing experience. College coach: Rutgers, 2018-20, Richmond 2021. Pro coach: Joined Patriots in 2021.

**Ivan Fears,** running backs; born Nov. 15, 1954, Portsmouth, Va. Running back William & Mary 1973-75. No pro playing experience. College coach: William & Mary 1977-79, Syracuse 1980-90. Pro coach: New England Patriots 1991-92, Chicago Bears 1993-98. Rejoined Patriots in 1999.

**Joe Houston,** special teams assistant; born Sept. 4, 1986, Torrance, Calif. Kicker Southern California 2007-10. Pro kicker Chicago Rush (AFL) 2012, Nebraska Danger (IFL) 2013-14. College coach: Toledo 2015, Iowa State 2016-18, Alabama 2019. Pro coach: Joined Patriots in 2020.

**Joe Judge,** offensive assistant; born Dec. 31, 1981, Philadelphia, Pa. Running back Mississippi State 2000-04. No pro playing experience. College coach: Mississippi State 2005-07, Birmingham-Southern 2008, Alabama 2009-11. Pro coach: New England Patriots 2011-19, New York Giants (head coach) 2020-21. Rejoined Patriots in 2022.

**Deron Mayo,** assistant strength and conditioning; born March 28, 1988, Hampton, Va. Linebacker Hofstra 2007-09 and Old Dominion 2010. Pro linebacker Calgary Stampeders (CFL) 2012-17. Pro coach: Joined Patriots in 2018.

**Jerod Mayo,** inside linebackers; born Feb. 23, 1986, Hampton, Va. Linebacker Tennessee 2005-07. Pro linebacker New England Patriots 2008-15. Pro coach: Joined Patriots in 2019.

**Matt Patricia,** senior football advisor; born Sept. 13, 1974, Sherrill, N.Y. Center-guard Rensselaer 1992-96. No pro playing experience. College coach: Rensselaer 1996, Amherst 1999-2000, Syracuse 2001-03. Pro coach: New England 2004-17, Detroit Lions 2018-20 (head coach). Rejoined Patriots in 2021.

**Mike Pellegrino,** cornerbacks, born July 24, 1993, Oakdale, N.Y. Attended Johns Hopkins. No

## NEW ENGLAND PATRIOTS

college or pro playing experience. Pro coach: Joined Patriots in 2015.

**Evan Rothstein**, research and analysis/coaching: born April 20, 1988, Merick, N.Y. Attended SUNY Cortland. No college or pro playing experience. College coach: SUNY Cortland 2010, Syracuse 2010-11. Pro coach: Detroit Lions 2012-20. Joined Patriots in 2021.

**Vinnie Sunseri**, running backs: born Oct. 25, 1991, Pittsburgh, Pa. Defensive back Alabama 2011-14. Pro defensive back New Orleans Saints 2014-15, New England Patriots 2016, San Francisco 49ers 2016. College coach: Alabama 2019. Pro coach: Joined Patriots in 2020.

**Billy Yates**, assistant offensive line: born April 15, 1980, Ft. Worth, Texas. Offensive lineman Texas A&M 1999-2002. Pro offensive lineman Miami Dolphins 2003, New England Patriots 2004-08, Cleveland Browns 2009-10. College coach: Texas Tech 2013-15, Bowling Green State 2016-17. Pro coach: Detroit Lions 2018-20. Joined Patriots in 2021.

### RECORD HOLDERS

#### INDIVIDUAL RECORDS—CAREER

Rushing (Yds.)	Sam Cunningham, 1973-79, 1981-825,453
Passing (Yds.)	Tom Brady, 2000-19 ..... 74,571
Passing (TDs)	Tom Brady, 2000-19 ..... 541
Receiving (No.)	Wes Welker, 2007-12 ..... 672
Receiving (Yds.)	Stanley Morgan, 1977-89 ..... 10,352
Interceptions	Raymond Clayborn, 1977-89 ..... 36 Ty Law, 1995-2004 ..... 36
Punting (Avg.)	Jake Bailey, 2019-21 ..... 46.7
Punt Return (Avg.)	Gunner Olszewski, 2019-21 ..... 12.6
Kickoff Return (Avg.)	Ellis Hobbs, 2005-08 ..... 27.7
Field Goals	Stephen Gostkowski, 2006-19 ..... 374
Touchdowns (Tot.)	Rob Gronkowski, 2010-18 ..... 80
Points	Stephen Gostkowski, 2006-19 ..... 1,775
*Sacks	Andre Tippett, 1982-93 ..... 100.0

#### INDIVIDUAL RECORDS—SINGLE SEASON

Rushing (Yds.)	Corey Dillon, 2004 ..... 1,635
Passing (Yds.)	Tom Brady, 2011 ..... 5,235
Passing (TDs)	Tom Brady, 2007 ..... 50
Receiving (No.)	Wes Welker, 2009 ..... 123
Receiving (Yds.)	Wes Welker, 2011 ..... 1,569
Interceptions	Ron Hall, 1964 ..... 11
Punting (Avg.)	Jake Bailey, 2020 ..... 48.7
Punt Return (Avg.)	Gunner Olszewski, 2020 ..... 17.3
Kickoff Return (Avg.)	Raymond Clayborn, 1977 ..... 31.0
Field Goals	Stephen Gostkowski, 2013 ..... 38
Touchdowns (Tot.)	Randy Moss, 2007 ..... **23
Points	Stephen Gostkowski, 2013 ..... 158
*Sacks	Andre Tippett, 1984 ..... 18.5

#### INDIVIDUAL RECORDS—SINGLE GAME

Rushing (Yds.)	Tony Collins, 9-18-83 ..... 212
Passing (Yds.)	Tom Brady, 9-12-11 ..... 517
Passing (TDs)	Tom Brady, 10-21-07, 10-18-09 ..... 6
Receiving (No.)	Troy Brown, 9-22-02 ..... 16 Wes Welker, 9-25-11 ..... 16
Receiving (Yds.)	Wes Welker, 9-25-11 ..... 217
Interceptions	Many times ..... 3 Last time by Leigh Bodden 11-22-09
Field Goals	Gino Cappelletti, 10-4-64 ..... 6
Touchdowns (Tot.)	Randy Moss, 11-18-07 ..... 4 Jonas Gray, 11-16-04 ..... 4
Points	Gino Cappelletti, 12-18-65 ..... 28
*Sacks	Andre Carter, 11-13-11 ..... 4.0

\*Sacks became an official statistic in 1982  
\*\*NFL Record

## NEW ENGLAND PATRIOTS

## 2022 VETERAN ROSTER

No.	Name	Pos.	Ht.	Wt.	Birthdate	NFL Exp.	College	Hometown	How Acq.	'21 Games/ Starts
15	Agholor, Nelson	WR	6-0	198	5/24/1993	8	Southern California	Tampa, Fla.	UFA(LV)-21	15/13
94	Anderson, Henry	DL	6-6	301	8/3/1991	8	Stanford	Woodard, Ga.	FA-21	4/0
60	Andrews, David	C	6-3	300	7/10/1992	8	Georgia	Johns Creek, Ga.	FA-15	17/17
86	Asiasi, Devin	TE	6-3	257	8/14/1997	3	UCLA	Shoreview, Calif.	D3b-20	1/0
7	Bailey, Jake	P	6-2	205	6/18/1997	4	Stanford	Solana Beach, Calif.	D5b-19	17/0
90	Barmore, Christian	DL	6-5	310	7/28/1999	2	Alabama	Philadelphia, Pa.	D2-21	17/2
8	Bentley, Ja'Whaun	LB	6-2	255	8/24/1996	5	Purdue	Glenarden, Md.	D5-18	16/16
29	Bethel, Justin	DB	6-0	200	6/17/1990	11	Presbyterian	Blythewood, S.C.	FA-19	17/0
24	Bledsoe, Joshuah	S	5-11	201	12/30/1998	2	Missouri	Houston, Texas	D6a-21	0
84	Bourne, Kendrick	WR	6-1	190	8/4/1995	6	Eastern Washington	Portland, Ore.	UFA(SF)-21	17/5
77	Brown, Trent	OL	6-8	380	4/13/1993	8	Florida	Albany, Ga.	T(LV)-21	9/9
27	Bryant, Myles	DB	5-9	185	1/2/1998	3	Washington	Pasadena, Calif.	FA-20	12/2
4	Butler, Malcolm	DB	5-11	190	3/2/1990	8	West Alabama	Vicksburg, Miss.	FA-22	0
72	Cajuste, Yodny	OL	6-5	310	2/21/1996	4	West Virginia	Miami, Fla.	D3c-19	7/2
49	Cardona, Joe	LS	6-3	245	4/16/1992	8	Navy	El Cajon, Calif.	D5-15	17/0
58	#Collins Sr., Jamie	LB	6-3	255	10/20/1989	10	Southern Mississippi	McCall Creek, Miss.	FA-21	10/2*
99	Cowart, Byron	DL	6-3	300	5/20/1996	4	Maryland	Tampa, Fla.	D5a-19	0*
98	Davis jr., Carl	DL	6-5	320	3/2/1992	8	Iowa	Sterling Heights, Mich.	FA-20	17/4
22	Davis, Cody	LB	6-2	203	6/6/1989	10	Texas Tech	Stephenville, Texas	UFA(Jac)-20	17/0
23	Dugger, Kyle	DB	6-2	220	3/22/1996	3	Lenoir-Rhyne	Decatur, Ga.	D2a-20	15/3
70	Durant, Yasir	OL	6-7	330	5/21/1998	3	Missouri	Philadelphia, Pa.	T(KC)-21	8/1
95	Ekuale, Daniel	DL	6-3	305	1/13/1994	4	Washington State	Pago Pago, American Samoa	FA-21	7/0
65	Ferentz, James	OL	6-2	300	6/5/1989	7	Iowa	Iowa City, Iowa	FA-22	3/2*
6	Folk, Nick	K	6-1	222	11/15/1984	15	Arizona	Sherman Oaks, Calif.	FA-19	17/0
92	Godchaux, Davon	DL	6-3	311	11/11/1994	6	LSU	Plaquemine, La.	UFA(Mia)-21	17/16
93	Guy, Lawrence	DL	6-4	315	3/17/1990	12	Arizona State	Las Vegas, Nev.	UFA(Bal)-17	17/17
74	Hambright, Arlington	OL	6-5	315	1/30/1996	2	Colordao	Belleville, Mich.	FA-22	0*
37	Harris, Damien	RB	5-11	213	2/11/1997	4	Alabama	Richmond, Ky.	D3b-19	15/15
1	Harry, N'Keal	WR	6-4	225	12/17/1997	4	Arizona State	Chandler, Ariz.	D1-19	12/4
85	Henry, Hunter	TE	6-5	250	12/7/1994	7	Arkansas	Little Rock, Ark.	UFA (LAC)-21	17/10
75	Herron, Justin	OL	6-5	305	11/27/1999	3	Wake Forest	Potomac, Md.	D6b-20	16/4
54 #	Hightower, Dont'a	LB	6-3	260	3/12/1990	10	Alabama	Lewisburg, Tenn.	D1b-12	15/15
5	Hoyer, Brian	QB	6-2	216	10/13/1985	14	Michigan State	North Olmsted, Ohio	FA-20	5/0
59	Jennings, Anfernee	LB	6-3	259	9/1/1997	3	Alabama	Dadeville, Ala.	D3a-20	0*
47	Johnson, Jakob	FB	6-3	255	12/15/1994	4	Tennessee	Stuttgart, Germany	FA-19	17/7
31	Jones, Jonathan	DB	5-10	190	9/20/1993	7	Auburn	Carrollton, Ga.	D2-16	6/1
10	Jones, Mac	OB	6-3	214	9/5/1998	2	Alabama	Jacksonville, Fla.	D1-21	17/17
9	Judon, Matthew	LB	6-3	261	8/15/1992	7	Grand Valley State	West Bloomfield, Mich	UFA(Bal)-21	17/16
44	Keene, Dalton	TE	6-4	251	4/14/1999	3	Virginia Tech	Littleton, Colo.	D3c-20	0*
52	Langi, Harvey	LB	6-2	250	9/24/1992	5	Brigham Young	South Jorda, Utah	FA-21	7/1
32	McCourty, Devin	DB	5-10	195	8/13/1987	13	Rutgers	Nyack, N.Y.	D1-10	17/17
45	McGrone, Cameron	LB	6-1	236	6/22/2000	2	Michigan	Indianapolis, Ind.	D5-21	0*
46	McMillan, Raekwon	LB	6-2	242	11/17/1995	6	Ohio State	Hinseville, Ga.	UFA(LV)-21	0*
16	Meyers, Jakobi	WR	6-2	200	11/9/1996	4	North Carolina State	Lithonia, Ga.	FA-19	17/16
2	Mills, Jalen	DB	6-0	191	4/6/1994	7	LSU	DeSoto, Texas	UFA(Phi)-21	16/16
39	Mitchell, Terrance	DB	5-11	191	5/17/1992	9	Oregon	Sacramento, Calif.	FA-22	14/13*
14	Montgomery, Ty	WR	6-0	216	1/22/1993	8	Stanford	Dallas, Texas	UFA(NO)-22	14/3*
13	Nordin, Quinn	K	6-1	196	8/16/1998	2	Michigan	Rockford, Mich.	FA-21	0*
11 t	Parker, DeVante	WR	6-3	219	1/20/1993	8	Louisville	Louisville, Ky.	T(Mia)-22	10/8*
3	Peppers, Jabrill	DB	5-11	215	3/4/1995	6	Michigan	Paramus, N.J.	UFA(NYG)-22	6/5*
51	Perkins, Ronnie	DL	6-3	253	9/29/1999	2	Oklahoma	St. Louis, Mo.	D3-21	0*
19	Perry, Malcolm	WR	5-10	175	4/19/1997	3	Navy	Hopkinsville, Ky.	FA-22	0*
21	Phillips, Adrian	DB	5-11	210	3/28/1992	9	Texas	Garland, Texas	UFA(LAC)-20	17/13
18	Slater, Matthew	WR	6-0	205	9/9/1985	15	UCLA	Anaheim, Calif.	D5-08	17/0
81	Smith, Jonnu	TE	6-3	248	8/22/1995	6	Florida International	Ocala, Fla.	UFA(Ten)-21	16/11
38	Stevenson, Rhamondre	RB	6-0	246	2/23/1998	2	Oklahoma	Las Vegas, Nev.	D2-19	12/2
48	Tava'i, Jahlani	LB	6-2	246	9/28/1996	4	Hawaii	Inglewood, Calif.	FA-21	13/0
42	Taylor, J.J.	RB	5-6	185	1/4/1998	3	Arizona	Corona, Calif.	FA-20	5/0
53	Uche, Josh	LB	6-3	245	9/18/1998	3	Michigan	Miami, Fla.	D2b-20	12/0
26	Wade, Shaun	CB	6-1	191	9/16/1998	2	Ohio State	Jacksonville, Fla.	T(Bal)-21	3/0
28	White, James	RB	5-10	205	2/3/1992	9	Wisconsin	Ft. Lauderdale, Fla.	D4b-14	3/0
33	Williams, Joejuan	CB	6-3	212	12/6/1997	4	Vanderbilt	Nashville, Tenn.	D2-19	12/1
30 t	Wilson, Sr., Mack	LB	6-1	233	2/14/1998	4	Alabama	Montgomery, Ala.	T(Cle)-22	14/6*
91	Wise, Jr., Deatrich	DL	6-5	275	7/26/1994	6	Arkansas	Carrollton, Texas	D4-17	16/7
76	Wynn, Isaiah	OL	6-2	310	12/9/1995	5	Georgia	St. Petersburg, Fla.	D1a-18	16/15

## NEW ENGLAND PATRIOTS

\* Collins played two games with Detroit; Cowart missed '21 season because of injury; Fumagalli missed '21 season because of injury; Hall missed '21 season because of injury; Hambright last active with Chicago in '20; Jennings missed '21 season because of injury; Keene missed '21 season because of injury; McGrone missed '21 season because of injury; McMillan missed '21 season because of injury; Mitchell played 14 games with Houston; Montgomery played 14 games with New Orleans; Nordin active but did not play; Ozigbo active but did not play; Parker played 10 games with Miami; Perkins active but did not play; Perry last active with Miami in '20; Parker played 11 games with Miami; Peppers played six games with New York Giants; Wilson played 14 games with Cleveland.

# Unrestricted free agent; subject to developments.

t - Patriots traded for Parker (MIA) and Wilson (CLE).

Players lost through unrestricted free agency (four): RB Brandon Bolden (LV, 17 games in '21); DB J.C. Jackson (LAC, 17); OL Ted Karras (CIN, 16); LB Brandon King (IND, 16).

Also played with Patriots in '21—DL Tashawn Bower (two games), S Sean Davis (one), FB Jakob Johnson (17), TE Matt LaCrosse (one), OL Shaq Mason (15), LB Calvin Munson (six), WR Gunner Olszewski (16), DB D'Angelo Ross (three), OL Will Sherman (one), LB Kyle Van Noy (16), WR Kristian Wilkerson (three), DL Chase Winovich (13).

### FIRST-YEAR ROSTER

Name	Pos.	Ht.	Wt.	Birthdate	College	Hometown	How Acq.
Desjarlais, Drew (1)	OL	6-2	313	4/24/1997	Windsor	Belle River, Ontario, Canada	FA
Hambright, Arlington (1)	OL	6-5	315	1/30/1996	Colordao	Belleville, Mich.	FA
Harris, Kevin	RB	5-10	225	11/17/2000	South Carolina	Hinesville, Ga.	D6a
Hines, Chasen	OL	6-3	330	4/3/2000	Louisiana State	Marshall, Texas	D6c
Jones, Jack	DB	5-11	175	12/20/1997	Arizona State	Long Beach, Calif.	D4a
Jones, Marcus	DB	5-8	175	10/22/1998	Houston	Enterprise, Ala.	D3
Julien, Jake	P	6-2	217	11/10/1998	Eastern Michigan	Barrie, Ontario, Canada	FA
Mitchell, DaMarcus	DL	6-3	265	12/13/1998	Purdue	Thibodaux, La.	FA
Murray, Bill (1)	DL	6-4	265	7/3/1997	William & Mary	Morristown, N.J.	FA-20
Nixon, Tre (1)	WR	6-2	180	1/26/1998	Central Florida	Viera, Fla.	D7-21
Ray, LaBryan	DL	6-5	285	12/5/1997	Alabama	Madison, Ala.	FA
Roberts, Sam	DL	6-5	295	4/14/1998	Northwest Missouri St.	Waynesville, Mo.	D6b
Russey, Kody	OL	6-2	292	5/14/1998	Houston	Burleson, Texas	FA
Schooler, Brenden	DB	6-2	206	5/30/1997	Texas	Dana Point, Calif	FA
Sherman, Will (1)	OL	6-4	310	5/27/1999	Colorado	Allen, Texas	D6b-21
Sokol, Matt (1)	TE	6-6	260	11/9/1995	Michigan State	Rochester, Mich.	W(Det)
Strange, Cole	OL	6-5	305	7/31/1998	Chattanooga	Knoxville, Tenn.	D1
Strong Jr., Pierre	RB	5-11	205	12/10/1998	South Dakota St.	Little Rock, Ark.	D4b
Stueber, Andrew	OL	6-6	325	7/1/1999	Michigan	Darien, Conn.	D7
Thornton, Tyquan	WR	6-2	182	8/7/2000	Baylor	Miami, Fla.	D2
Wilkerson, Kristian (1)	WR	6-1	201	1/10/1997	SE Missouri State	Memphis, Tenn.	FA-20
Zappe, Bailey	QB	6-1	220	4/26/1999	Western Kentucky	Victoria, Texas	D4c

The term **NFL Rookie** is defined as a player who is in his first season of professional football and has not been on the roster of another professional football team for any regular-season or postseason games. A **Rookie** is designated by an "R" on NFL rosters. Players who have been active in another professional football league or players who have NFL experience, including either preseason training camp or being on an Active List or Inactive List, or on Reserve/Injured or Reserve/Physically Unable to Perform for fewer than six regular-season games, are termed **NFL First-Year Players**. An **NFL First-Year Player** is designated by a "1" on NFL rosters. Thereafter, a player is credited with an additional year of experience for each season in which he accumulates six games on the Active List or Inactive List, or on Reserve/Injured or Reserve/Physically Unable to Perform.

Log on to [www.patriots.com](http://www.patriots.com) for an up-to-date roster.



## NEW YORK JETS



American Football Conference  
East Division

**1 Jets Drive**  
Florham Park, NJ 07932  
Telephone: (973) 549-4800

Team Colors: Green and White

### 2022 SCHEDULE

#### PRESEASON

Aug. 12 at Philadelphia.....7:30 PM  
Aug. 22 Atlanta.....8:00 PM  
Aug. 28 N.Y. Giants.....1:00 PM

#### REGULAR SEASON

Sept. 11 Baltimore.....1:00 PM  
Sept. 18 at Cleveland.....1:00 PM  
Sept. 25 Cincinnati.....1:00 PM  
Oct. 2 at Pittsburgh.....1:00 PM  
Oct. 9 Miami.....1:00 PM  
Oct. 16 at Green Bay.....1:00 PM  
Oct. 23 at Denver.....4:05 PM  
Oct. 30 New England.....1:00 PM  
Nov. 6 Buffalo.....1:00 PM  
BYE  
Nov. 20 at New England.....1:00 PM  
Nov. 27 Chicago.....1:00 PM  
Dec. 4 at Minnesota.....1:00 PM  
Dec. 11 at Buffalo.....1:00 PM  
Dec. 18 Detroit.....1:00 PM  
Dec. 22 Jacksonville (Thu).....8:15 PM  
Jan. 1 at Seattle.....4:05 PM  
Jan. 7/8 at Miami.....TBD  
*\*All times ET*

**Stadium:** MetLife Stadium  
East Rutherford, NJ 07073  
**Opened:** 2010  
**Capacity:** 82,500  
**Playing Surface:** FieldTurf Classic HD

**Training Camp:**  
Atlantic Health Training Center  
Florham Park, NJ 07932

#### CLUB OFFICIALS

Chairman: Robert Wood Johnson  
Vice Chairman: Christopher W. Johnson  
President: Hymie Elhai  
General Manager: Joe Douglas  
EVP and COO: Brian Friedman  
SVP, Communications and Content:  
Eric Gelfand  
SVP, Corporate Partnerships: Ian Lasher  
SVP, Commercial Ticketing, Premium  
Partnerships & Marketing: Fred Mangione  
VP, Finance: Elaine Chen  
VP, Content Strategy & Marketing:  
Jessica Ciccone  
VP, Business Development + Ventures:  
Jeff Fernandez  
VP, Ticket Sales and Service: Larry Fitzpatrick  
Assistant General Manager: Rex Hogan  
VP, Legal Affairs: Jill Kelley  
VP, Marketing: Tim Kemp  
VP, Community Relations: Jesse Linder  
VP, Partner Management and  
Sponsorships: Jennifer Linn  
VP, Finance & Analytics: John MacCarter  
VP, Security and Facility Operations:  
Robert Mastroddi  
VP, Events and Game Operations: Brian Mulligan  
VP, Information Technology: Tom Murphy  
VP, Fan Commerce: Chris Pierce  
VP, Communications: Jared Winley  
Director, Player Personnel: Chad Alexander  
Senior Football Advisor: Phil Savage  
Sr. Director, Football Administration: David Socie  
Director, College Scouting: Jon Carr  
Director, Pro Personnel: Greg Nejmeš  
Director, Football Analytics: Brian Shields  
Director, Personnel Operations: Dan Zbojovsky  
National Scout: Jay Mandolesi, Dom Green  
College Scout: Andy Davis, Andrew Dollak,  
Drew Morris, Chris Nolan, Johnathon Stigall  
Assistant Director, Pro Personnel: Kevin Murphy  
Pro Scout: Ray Agnew, Evan Ardoin  
Player Personnel Asst.: Dominic Esposito  
Manager, Football Administration: Nick Sabella  
Coordinator, Personnel Operations:  
Christina Wedding  
Chief of Staff: Steve Scarnecchia  
Assistant to the Head Coach: Rob Dadona  
Director of High Performance: Dr. Brad DeWeese  
Head Strength & Conditioning Coach:  
Mike Nicolini  
Head Athletic Trainer: David Zuffelato  
Director of Sports Science: Dr. Matt Sams  
Director of Mental Performance: Dr. Anne Shadle  
Asst. Director of High Performance:  
Dr. Robert Sausaman  
Assistant Strength & Conditioning:  
Dr. Omar Ahmad, Forrest Hightower,  
Thomas Myslinki  
Assistant Athletic Trainer: Ezron Bryson,  
Julia Ford  
Associate Athletic Trainer: Bobby Daplyn  
Coordinator of Rehab: Greg Rosequist  
Team Dietician: Nicolette Mense  
Director, Football Operations: Aaron Degerness  
Director, Equipment: Gus Granneman  
Director, Field and Grounds: Blake Hoerr  
Director, Player Development: David Szott  
Director, Video: Ryan O'Heir

#### COACHING HISTORY

##### New York Titans 1960-62 (426-540-8)

*Records include postseason games*

1960-61	Sammy Baugh	.....14-14-0
1962	Clyde (Bulldog) Turner	.....5-9-0
1963-73	Weeb Ewbank	.....73-78-6
1974-75	Charley Winner*	.....9-14-0
1975	Ken Shipp	.....1-4-0
1976	Lou Holtz**	.....3-10-0
1976	Mike Holovak	.....0-1-0
1977-82	Walt Michaels	.....41-49-1
1983-89	Joe Walton	.....54-59-1
1990-93	Bruce Coslet	.....26-39-0
1994	Pete Carroll	.....6-10-0
1995-96	Rich Kotite	.....4-28-0
1997-99	Bill Parcells	.....30-20-0
2000	Al Groh	.....9-7-0
2001-05	Herman Edwards	.....41-44-0
2006-08	Eric Mangini	.....23-26-0
2009-14	Rex Ryan	.....50-52-0
2015-18	Todd Bowles	.....24-40-0
2019-20	Adam Gase	.....9-23-0
2021-	Robert Saleh	.....4-13-0

\*Released after nine games in 1975

\*\*Resigned after 13 games in 1976

#### PAID ATTENDANCE, 2021

Home 535,048  
Total 1,041,748  
Away 506,700  
Single-game home record,  
79,572 (11/19/06)  
Single-season home record,  
628,773 (2002)

#### 2022 DRAFT CHOICES

Rd	Name	Pos	College
1	Sauce Gardner	DB	Cincinnati
1	Garrett Wilson	WR	Ohio St.
1	Jermaine Johnson	LB	Florida St.
2	Breece Hall	RB	Iowa St.
3	Jeremy Ruckert	TE	Ohio St.
4	Max Mitchell	T	Louisiana-Lafayette
4	Micheal Clemons	DE	Texas A&M

# NEW YORK JETS

## 2021 TEAM RECORD

### REGULAR SEASON (4-13)

Date	Opponent	Result
Sept. 12	at Carolina	L 14-19
Sept. 19	NEW ENGLAND	L 6-25
Sept. 26	at Denver	L 0-26
Oct. 3	TENNESSEE (OT)	W 27-24
Oct. 10	at Atlanta	L 20-27
Oct. 24	at New England	L 13-54
Oct. 31	CINCINNATI	W 34-31
Nov. 4	at Indianapolis	L 30-45
Nov. 14	BUFFALO	L 17-45
Nov. 21	MIAMI	L 17-24
Nov. 28	at Houston	W 21-14
Dec. 5	PHILADELPHIA	L 18-33
Dec. 12	NEW ORLEANS	L 9-30
Dec. 19	at Miami	L 24-31
Dec. 26	JACKSONVILLE	W 26-21
Jan. 2	TAMPA BAY	L 24-28
Jan. 9	at Buffalo	L 10-27

### SCORE BY PERIODS

Team	59	84	59	105	3	—	310
Opponents	98	170	87	149	0	—	504

## 2021 TEAM STATISTICS

	Team	Opp.
Total First Downs	310	401
Rushing	87	129
Passing	195	234
Penalty	28	38
3rd Down: Made/Att	77/212	99/223
3rd Down Pct.	36.3	44.4
4th Down: Made/Att	14/29	13/21
4th Down Pct.	48.3	61.9
Possession Avg.	27:35	32:25
Total Net Yards	5208	6760
Avg. Per Game	306.4	397.6
Total Plays	1036	1145
Avg. Per Play	5.0	5.9
Net Yards Rushing	1667	2351
Avg. Per Game	98.1	138.3
Total Rushes	380	525
Net Yards Passing	3541	4409
Avg. Per Game	208.3	259.4
Sacked/Yards Lost	53/418	33/273
Gross Yards	3959	4682
Att./Completions	603/357	587/401
Completion Pct.	59.2	68.3
Had Intercepted	20	7
Punts/Average	71/46.1	59/41.9
Net Punting Avg.	71/41.5	59/38.1
Penalties/Yards	103/860	84/814
Fumbles/Ball Lost	14/7	26/7
Touchdowns	36	57
Rushing	14	28
Passing	20	28
Returns	2	1

SCORING	TD			PAT	FG	Saf	Pts
	Tot	Ru	Rec				
Ammendola	0	0	0	14/15	13/19	0	53
Moore	6	1	5	0	0	0	36
Pineiro	0	0	0	9/10	8/8	0	33
Berrios	5	2	2	1	0	0	30
Z. Wilson	4	4	0	0	0	0	24
Michael Carter	4	4	0	0	0	0	26
C. Davis	4	0	4	0	0	0	24
T. Johnson	4	2	2	0	0	0	24

## 2021 INDIVIDUAL STATISTICS

PASSING	Att	Cmp	Yds	Cmp%	Yds/Att	TD	TD%	Int	Int%	LG	Sk/Lost	Rtng
Z. Wilson	383	213	2334	55.6	6.09	9	2.3	11	2.9	54	44/370	69.7
M. White	132	88	953	66.7	7.22	5	3.8	8	6.1	28	4/18	75.1
J. Johnson	45	29	334	64.4	7.42	3	6.7	1	2.2	26	2/14	99.7
Flacco	42	27	338	64.3	8.05	3	7.1	0	0.0	62t	2/13	113.0
Cole	1	0	0	0.0	0.00	0	0.0	0	0.0	---	0/0	39.6
Crowder	0	0	0	---	---	0	---	0	---	---	1/3	---
Team	603	357	3959	59.2	6.57	20	3.3	20	3.3	62t	53/418	76.0
Opponents	587	401	4682	68.3	7.98	28	4.8	7	1.2	65t	33/273	103.2

Crowder	2	0	2	0	0	14		
Griffin	2	0	2	0	0	12		
Cole	1	0	1	0	0	6		
Echols	1	0	1	0	0	6		
Kroft	1	0	1	0	0	6		
McDermott	1	0	1	0	0	6		
Walter	1	1	0	0	0	6		
J. Johnson	0	0	0	0	0	2		
M. White	0	0	0	0	0	2		
Kessman	0	0	0	0/2	0/0	0	0	
Team	36	14	20	2	23/27	21/27	0	310
Opponents	57	28	28	1	50/53	36/39	0	504

2-Pt Conv: Crowder, J. Johnson, M. White, Z. Wilson. Team 4-9. Opponents 2-4.

RUSHING	No.	Yds	Avg	LG	TD
Michael Carter	147	639	4.3	55	4
Coleman	84	356	4.2	20	0
T. Johnson	61	238	3.9	24	2
Z. Wilson	29	185	6.4	52t	4
Walter	26	101	3.9	14	1
Moore	5	54	10.8	19t	1
Berrios	7	40	5.7	11	2
Perine	8	31	3.9	14	0
J. Johnson	4	18	4.5	11	0
Mann	1	4	4.0	4	0
Flacco	2	3	1.5	2	0
J. Smith	1	-1	-1.0	-1	0
M. White	5	-1	-2	2	0
Team	380	1667	4.4	55	14
Opponents	525	2351	4.5	78t	28

RECEIVING	No.	Yds	Avg	LG	TD
Crowder	51	447	8.8	29	2
Berrios	46	431	9.4	46	2
Moore	43	538	12.5	62t	5
Michael Carter	36	325	9.0	23	0
C. Davis	34	492	14.5	53t	4
T. Johnson	34	372	10.9	23	2
Cole	28	449	16.0	54	1
Griffin	27	261	9.7	29	2
Kroft	16	173	10.8	26	1
Coleman	11	49	4.5	11	0
Mims	8	133	16.6	40	0
J. Smith	8	113	14.1	35	0
Montgomery	3	36	12.0	14	0
Wesco	3	35	11.7	19	0
Yeboah	2	36	18.0	24	0
Brown	2	29	14.5	24	0
Walter	2	9	4.5	11	0
Bawden	1	20	20.0	20	0
Black	1	10	10.0	10	0
McDermott	1	1	1.0	1t	1
Team	357	3959	11.1	62t	20
Opponents	401	4682	11.7	65t	28

INTERCEPTIONS	No.	Yds	Avg	LG	TD
Echols	2	50	25.0	30	1
A. Davis	2	18	9.0	18	0
Franklin-Myers	1	32	32.0	32	0
Neasman	1	13	13.0	13	0
S. Lawson	1	1	1.0	1	0
Team	7	114	16.3	32	1
Opponents	20	264	13.2	65	0

PUNTING	No.	Yds	Avg	Net Bk	IN	LG	B	
Mann	41	1875	45.7	40.6	1	14	63	1
Morstead	23	1108	48.2	43.0	0	7	59	0
Ammendola	6	291	48.5	42.5	0	2	65	0
Team	71	3274	46.1	41.5	1	23	65	1
Opponents	59	2475	41.9	38.1	1	25	63	0

PUNT RETURNS	Ret	FC	Yds	Avg	LG	TD
Berrios	15	25	201	13.4	28	0
Cole	1	0	3	3.0	3	0
J. White	1	0	2	2.0	2	0
Team	17	25	206	12.1	28	0
Opponents	29	17	306	10.6	26	0

KICKOFF RETURNS	No.	Yds	Avg	LG	TD
Berrios	28	852	30.4	102t	1
Coleman	11	317	28.8	65	0
Cole	7	137	19.6	26	0
T. Johnson	3	57	19.0	26	0
Griffin	1	8	8.0	8	0
Team	50	1371	27.4	102t	1
Opponents	22	392	17.8	31	0

FIELD GOALS	1-19	20-29	30-39	40-49	50+
Ammendola	0/0	5/5	6/6	2/5	0/3
Pineiro	0/0	2/2	2/2	3/3	1/1
Team	0/0	7/7	8/8	5/8	1/4
Opponents	0/0	12/12	11/12	11/12	2/3

SACKS	No.
Franklin-Myers	6.0
Quinn, Williams	6.0
Rankins	3.0
Huff	2.0
Mosley	2.0
Quinc, Williams	2.0
(Team)	2.0
Blair	1.0
Carter II	1.0
S. Lawson	1.0
Maye	1.0
D. Phillips	1.0
K. Phillips	1.0
Riley	1.0
J. Wilson	1.0
Zuniga	1.0
A. Davis	0.5
Hall	0.5
Team	33.0
Opponent	53.0

## NEW YORK JETS

## 2022 COACHING STAFF

**Robert Saleh, Head Coach**

**Pro career:** Robert Saleh was named the head coach of the New York Jets by Vice Chairman Christopher Johnson on Jan. 19, 2021. Now in his 18th season coaching in the NFL, Saleh spent four seasons as the defensive coordinator with San Francisco (2017-20), previously coaching in the NFL with the Houston Texans (2005-10), Seattle Seahawks (2011-13) and Jacksonville Jaguars (2014-16). In his first season with the Jets, Saleh oversaw the youngest roster in the league (25.13 years of age on kickoff weekend), while receiving a league-high 76 starts from rookie or first-year players. Developing that youth throughout the season, the Jets saw seven of their final eight games within one score in the fourth quarter. The team improved both on offense (rushing yards per carry increase of over 1.5 yards per carry) and defense (improving in points per game allowed, yards per play allowed, pass yards allowed per attempt and yards per rush allowed) over the second half of the season.

**Background:** A tight end at Northern Michigan (1997-2000). No pro playing experience. Saleh coached collegiately at Michigan State (2002-03), Central Michigan (2004) and Georgia (2005).

**Personal:** Born Jan. 31, 1979, Dearborn, Mich.

**ASSISTANT COACHES**

**Miles Austin,** wide receivers; born June 30, 1984, Garfield, N.J. Wide receiver Monmouth 2002-05. Pro wide receiver Dallas Cowboys 2006-13, Cleveland Browns 2014, Philadelphia Eagles 2015. No college coaching experience. Pro coach: San Francisco 49ers 2019. Joined Jets in 2021.

**John Benton,** offensive line/run game coordinator; born Dec. 13, 1963, Durango, Colo. Offensive lineman Colorado State 1983-86. No pro playing experience. College coach: Colorado State 1987-90 and 1995-2003, California (Pa.) 1990-94. Pro coach: St. Louis Rams 2004-05, Houston Texans 2006-13, Miami Dolphins 2014-15, Jacksonville Jaguars 2016, San Francisco 49ers 2017-20. Joined Jets in 2021.

**Brant Boyer,** special teams coordinator; born June 27, 1971, Henefer, Utah. Linebacker Arizona 1992-93. Pro linebacker Miami Dolphins 1994, Jacksonville Jaguars 1995-2000, Cleveland Browns 2001-03. No college coaching experience. Pro coach: Indianapolis Colts 2012-15. Joined Jets in 2016.

**Mack Brown,** offensive assistant; born Sept. 15, 1986, Overland Park, Kan. Quarterback Colorado 2005 and Baker 2006-09. No pro playing experi-

ence. College coach: William Jewell 2010, Missouri 2012-14, Missouri State 2015-18. Pro coach: Joined Jets in 2019.

**Rob Calabrese,** quarterbacks; born March 5, 1990. Quarterback Central Florida 2008-12. No pro playing experience. College coach: Central Florida 2013-15, Wagner 2016-18. Pro coach: Denver Broncos 2018-20. Joined Jets in 2021.

**Taylor Embree,** running backs; born Oct. 3, 1988, Denver, Colo. Wide receiver UCLA 2008-11. No pro playing experience. College coach: Nevada-Las Vegas 2012, UCLA 2013-14, Colorado 2020. Pro coach: Kansas City Chiefs 2016, San Francisco 49ers 2017-19. Joined Jets in 2021.

**Michael Ghoibrial,** special teams assistant; born Feb. 9, 1988, Torrance, Calif. Defensive end UCLA 2006-07. No pro playing experience. College coach: UCLA 2009-13, Colorado Mesa 2015, Tarleton State 2016-17, Hawaii 2018-19, Washington State 2020. Pro coach: Joined Jets in 2021.

**Mike LaFleur,** offensive coordinator; born March 3, 1987, Mount Pleasant, Mich. Safety Elmhurst 2005-08. No pro playing experience. College coach: Elmhurst 2009, Davidson 2010-13. Pro coach: Cleveland Browns 2014, Atlanta Falcons 2015-16, San Francisco 49ers 2017-20. Joined Jets in 2021.

**Ricky Manning Jr.,** defensive assistant; born Nov. 18, 1980, Fresno, Calif. Cornerback UCLA 2000-02. Pro cornerback Carolina Panthers 2003-05, Chicago Bears 2006-07, St. Louis Rams 2008, Florida Tuskers/Virginia Destroyers (UFL) 2009-11. College coach: Fresno City C.C. 2013-14, Fresno State 2015. Pro coach: Seattle Seahawks 2016-17. Joined Jets in 2021.

**Marquand Manuel,** defensive backs/safeties; born July 11, 1979, Miami, Fla. Defensive back Florida 1998-2001. Pro defensive back Cincinnati Bengals 2002-03, Seattle Seahawks 2004-05, Green Bay Packers 2006, Carolina Panthers 2007, Denver Broncos 2008, Detroit Lions 2009. No college coaching experience. Pro coach: Seattle Seahawks 2012-14, Atlanta Falcons 2015-18, Philadelphia Eagles 2020. Joined Jets in 2021.

**Ron Middleton,** tight ends; born July 17, 1965, Atmore, Ala. Tight end Auburn 1982-85. Pro tight end Atlanta Falcons 1986-87, Washington Redskins 1988 and 1990-93, Cleveland Browns 1989, Los Angeles Rams 1994, San Diego Chargers 1995.

College coach: Troy 1997-98, Mississippi 1999-2003, Alabama 2007, Duke 2008-12. Pro coach: Tampa Bay Buccaneers 2004-06, Jacksonville Jaguars 2013-20. Joined Jets in 2021.

**Tony Oden,** senior defensive assistant/cornerbacks; born June 30, 1973, Cleveland Heights, Ohio. Linebacker Baldwin-Wallace 1992-95. No pro playing experience. College coach: Millersville 1996, Boston College 1997, Army 1998-99, East Carolina 2000-02, Eastern Michigan 2003. Pro coach: Houston Texans 2004-05, New Orleans Saints 2006-11, Jacksonville Jaguars 2012, Tampa Bay Buccaneers 2013, Detroit Lions 2014-17, Miami Dolphins 2018-19, San Francisco 49ers 2020. Joined Jets in 2021.

**Mike Rutenberg,** linebackers; born Oct. 29, 1981, Washington, D.C. Attended Cornell. No college or pro playing experience. College coach: UCLA 2006-08, New Mexico State 2009-12. Pro coach: Washington Redskins 2003-05, Jacksonville Jaguars 2013-19, San Francisco 49ers 2020. Joined Jets in 2021.

**Greg Struggs,** assistant defensive line; born Aug. 17, 1990, Cincinnati, Ohio. Defensive tackle Louisville 2010-13. Pro defensive line/tight end Seattle Seahawks 2012-14, Chicago Bears 2015-16, New England Patriots 2016. College coach: Cincinnati 2018-21. Pro coach: Joined Jets in 2021.

**Dan Shamash,** situational football/game management; born Dec. 20, 1985, New York, N.Y. Linebacker Carnegie-Mellon 2004-07. No pro playing experience. College coach: Columbia 2008. Pro coach: New York Jets 2008, Cleveland Browns 2009-10, Tampa Bay Buccaneers 2012-13, Jacksonville Jaguars 2014-16, San Diego/Los Angeles Chargers in 2017-21. Joined Jets in 2022.

**Jeff Ulbrich,** defensive coordinator; born Feb. 17, 1977, San Jose, Calif. Linebacker Hawaii 1998-2000. Pro linebacker San Francisco 49ers 2000-09. Pro coach: Seattle Seahawks 2010-11, Atlanta Falcons 2015-20. Joined Jets in 2021.

**Billy VandeMerk,** offensive assistant; born April 14, 1991, Chicago, Ill. Quarterback St. Joseph's College 2010-13. No pro playing experience. College coach: St. Joseph's College 2014, Southwest Minnesota State 2014, West Florida, 2015-16, Western Michigan 2017-19, Lenoir-Rhyne 2020. Pro coach: Joined Jets in 2021.

## NEW YORK JETS

**Leon Washington**, special teams assistant: born Aug. 29, 1982, Jacksonville, Fla. Running back Florida State 2002-05. Pro running back/return specialist New York Jets 2006-09, Seattle Seahawks 2010-12, New England Patriots 2013, Tennessee Titans 2013-14. No college coaching experience. Pro coach: Detroit Lions 2019-20. Joined Jets in 2021.

**Aaron Whitecotton**, defensive line: born Nov. 25, 1981, Charlotte, N.C. Center South Carolina 2000-01. No pro playing experience. College coach: New

Mexico State 2012. Pro coach: Jacksonville Jaguars 2013-16, Buffalo Bills 2017-19, San Francisco 49ers 2020. Joined Jets in 2021.

**Ben Wilkerson**, assistant offensive line: born Nov. 22, 1982, Port Arthur, Texas. Offensive lineman LSU 2001-04. Pro offensive lineman Cincinnati Bengals 2006, Atlanta Falcons 2007-08. College coach: LSU 2011, Grambling State 2012-13. Pro coach: Chicago Bears 2015-17, New York Giants 2018-21. Joined Jets in 2022.

**Nathaniel Willingham**, defensive assistant: born July 9, 1990. Attended Menlo College. No college or pro playing experience. College coach: Menlo College 2014, Stanford 2015-18. Pro coach: Denver Broncos 2019-21. Joined Jets in 2022.

### RECORD HOLDERS

#### INDIVIDUAL RECORDS—CAREER

Rushing (Yds.)	Curtis Martin, 1998-2005	10,302
Passing (Yds.)	Joe Namath, 1965-76	27,057
Passing (TDs)	Joe Namath, 1965-76	170
Receiving (No.)	Don Maynard, 1960-72	627
Receiving (Yds.)	Don Maynard, 1960-72	11,732
Interceptions	Bill Baird, 1963-69	34
Punting (Avg.)	Curley Johnson, 1961-68	42.5
Punt Return (Avg.)	Dick Christy, 1961-63	16.2
Kickoff Return (Avg.)	Joe McKnight, 2010-12	29.0
Field Goals	Pat Leahy, 1974-91	304
Touchdowns (Tot.)	Don Maynard, 1960-72	88
Points	Pat Leahy, 1974-91	1,470
*Sacks	Mark Gastineau, 1979-88	74.0

#### INDIVIDUAL RECORDS—SINGLE SEASON

Rushing (Yds.)	Curtis Martin, 2004	1,697
Passing (Yds.)	Joe Namath, 1967	4,007
Passing (TDs)	Ryan Fitzpatrick, 2015	31
Receiving (No.)	Brandon Marshall, 2015	109
Receiving (Yds.)	Brandon Marshall, 2015	1,502
Interceptions	Dainard Paulson, 1964	12
Punting (Avg.)	Lachlan Edwards, 2017	46.6
Punt Return (Avg.)	Dick Christy, 1961	21.3
Kickoff Return (Avg.)	Joe McKnight, 2011	31.6
Field Goals	Jim Turner, 1968	34
Touchdowns (Tot.)	Thomas Jones, 2008	15
Points	Jim Turner, 1968	145
*Sacks	Mark Gastineau, 1984	22.0

#### INDIVIDUAL RECORDS—SINGLE GAME

Rushing (Yds.)	Isaiah Crowell, 10-7-18	219
Passing (Yds.)	Joe Namath, 9-24-72	496
Passing (TDs)	Joe Namath, 9-24-72	6
Receiving (No.)	Brett Favre, 9-28-08	6
Receiving (Yds.)	Clark Gaines, 9-21-80	17
Interceptions	Don Maynard, 11-17-68	228
Many times	Many times	3
Field Goals	Last time by Ty Law, 1-1-06	7
Touchdowns (Tot.)	Jason Myers, 10-14-18	4
Points	Wesley Walker, 9-21-86	24
*Sacks	Wesley Walker, 9-21-86	24
	Jason Myers, 10-14-18	4.0
	Mark Gastineau, 11-6-83, 9-2-84	4.0
	John Abraham, 11-4-01	4.0

\*Sacks became an official statistic in 1982

## NEW YORK JETS

## 2022 VETERAN ROSTER

No.	Name	Pos.	Ht.	Wt.	Birthdate	NFL Exp.	College	Hometown	How Acq.	'21 Games/ Starts
50	Anae, Bradlee	DL	6-3	260	10/17/98	3	Utah	Laie, Hawaii	FA-21	4/0*
48	Bawden, Nick	FB	6-2	245	6/22/96	5	San Diego State	Las Gatos, Calif.	FA-21	9/1
77	Becton, Mekhi	T	6-7	363	4/18/99	3	Louisville	Highland Springs, Va.	D1-20	1/1
10	Berrios, Braxton	WR	5-9	190	10/6/95	5	Miami (Fla.)	Raleigh, N.C.	W(NE)-19	16/1
81	Cager, Lawrence	TE	6-5	220	8/20/97	2	Georgia	Baltimore, Md.	FA-21	1/0*
32	Carter, Michael	RB	5-8	201	5/7/99	2	North Carolina	Navarre, Fla.	D4-21	14/11
30	Carter II, Michael	CB	5-10	184	3/8/99	2	Duke	Douglasville, Ga.	D5b-21	15/7
23	Coleman, Tevin	RB	6-1	210	4/16/93	8	Indiana	Oak Forest, Ill.	UFA(SF)-21	11/5
83	Conklin, Tyler	TE	6-3	248	7/30/95	5	Central Michigan	Chesterfield, Mich.	UFA(Min)-22	17/15*
99	Curry, Vinny	DL	6-3	279	6/30/88	11	Marshall	Neptune, N.J.	UFA(Phi)-21	0*
21	Davis, Ashtyn	S	6-1	202	10/10/96	3	California	Santa Cruz, Calif.	D3a-20	13/10
84	Davis, Corey	WR	6-3	209	1/11/95	6	Western Michigan	Wheaton, Ill.	UFA(Ten)-21	9/9
27	Dunn, Isaiah	CB	6-0	193	1/31/99	2	Oregon State	Antioch, Calif.	FA-21	12/1
26	Echols, Brandin	CB	5-10	179	10/16/97	2	Kentucky	Southaven, Miss.	D6b-21	14/14
70	Edoga, Chuma	T	6-3	308	5/25/97	4	Southern California	Atlanta, Ga.	D3b-19	4/0
76	Fant, George	T	6-5	322	7/19/92	7	Western Kentucky	Bowling Green, Ky.	UFA(Sea)-20	15/15
67	Feeney, Dan	OL	6-4	310	5/29/94	6	Indiana	Orland Park, Ill.	UFA(LAC)-21	16/5
68	Ferguson, Parker	OL	6-4	306	5/16/99	2	Air Force	Greenwood, Ind.	FA-21	0*
19	Flacco, Joe	QB	6-6	245	1/16/85	15	Delaware	Audubon, N.J.	T(Phi)-21	2/1
91	Franklin-Myers, John	DL	6-4	288	9/26/96	5	Stephen F. Austin	Greenville, Texas	W(LAR)-19	16/16
40	Guidry, Javelin	CB	5-9	191	8/6/98	3	Utah	Murieta, Calif.	FA-20	17/3
37	Hall, Bryce	CB	6-1	202	11/5/97	3	Virginia	Harrisburg, Pa.	D5-20	17/17
34	Hardee, Justin	CB	6-1	200	2/7/94	6	Illinois	Cleveland, Ohio	UFA(NO)-21	16/0
36	Harris, Marcell	LB	6-0	215	6/9/94	5	Florida	Orlando, Fla.	UFA(SF)-22	15/7*
42	Hennessy, Thomas	LS	6-2	246	6/11/94	6	Duke	Bardonia, N.Y.	T(Ind)-17	17/0
71	Herbig, Nate	OL	6-4	334	7/10/98	4	Stanford	Honolulu, Hawaii	W(Phi)-22	10/5*
47	Huff, Bryce	DL	6-3	255	4/17/98	3	Memphis	Mobile, Ala.	FA-20	9/7
25	Johnson, Ty	RB	5-10	210	9/17/97	4	Maryland	Cumberland, Md.	W(Det)-20	16/3
29	Joyner, Lamarcus	S	5-8	185	11/27/90	9	Florida State	Miami, Fla.	FA-21	1/1
62	Kelly, Derrick	OL	6-5	320	8/23/95	2	Florida State	Gretna, Va.	FA-22	1/0*
58	Lawson, Carl	DL	6-2	265	6/29/95	6	Auburn	Alpharetta, Ga.	UFA(Cin)-21	0*
7	Mann, Braden	P	5-11	198	11/24/97	3	Texas A&M	Houston, Texas	D6-20	10/0
96	Marshall, Jonathan	DL	6-3	310	9/16/97	2	Arkansas	Shepherd, Texas	D6c-21	4/0
54	Martin, Jacob	DL	6-2	242	12/11/95	5	Temple	Katy, Texas	UFA(Hou)-22	17/14*
69	McDermott, Conor	OL	6-8	310	10/19/92	6	UCLA	Nashville, Tenn.	W(Buf)-19	6/3
60	McGovern, Connor	C	6-4	306	4/27/93	7	Missouri	Fargo, N.D.	UFA(Den)-20	15/15
11	Mims, Denzel	WR	6-3	207	10/10/97	3	Baylor	Daingerfield, Texas	D2-20	11/3
38	Moffatt, Jovante	S	5-11	213	12/25/96	2	Middle Tennessee	Union City, Tenn.	FA-21	5/0*
6	Montgomery, D.J.	WR	6-1	201	11/17/96	2	Austin Peay State	Durant, Miss.	W(Cle)-20	3/0
8	Moore, Elijah	WR	5-10	178	3/27/00	2	Mississippi	Ft. Lauderdale, Fla.	D2-21	11/6
57	Mosley, C.J.	LB	6-2	231	6/19/92	8	Alabama	Mobile, Ala.	UFA(Bal)-19	16/16
46	Nacua, Kai	S	6-0	205	3/3/95	3	Brigham Young	Henderson, N.Y.	FA-21	4/0*
45	Nasirildeen, Hamsah	LB	6-3	215	1/23/99	2	Florida State	Concord, N.C.	D6a-21	12/2
39	Parks, Will	S	6-0	200	7/29/94	7	Arizona	Philadelphia, Pa.	W(Mia)-21	4/2*
22	Perine, La'Mical	RB	5-11	216	1/30/98	3	Florida	Mobile, Ala.	D4a-20	4/0
43	Phillips, Del'Shawn	LB	6-2	230	10/9/96	3	Illinois	Detroit, Mich.	FA-21	17/1
66	Pierschbacher, Ross	OL	6-4	315	6/5/95	2	Alabama	Cedar Falls, Iowa	FA-21	0*
15	Piñeiro, Eddy	K	6-0	185	9/13/95	4	Florida	North Miami Beach, Fla.	FA-21	5/0
41	Pinnock, Jason	DB	6-0	205	6/30/99	2	Pittsburgh	Windsor, Conn.	D5c-21	12/2
98	Rankins, Sheldon	DL	6-2	305	4/2/94	7	Louisville	Covington, Ga.	UFA(NO)-21	16/3
4	Reed, D.J.	CB	5-9	193	11/11/96	5	Kansas State	Bakersfield, Calif.	UFA(Sea)-22	14/14*
33	Riley, Elijah	S	5-11	214	6/12/98	2	Army	Selden, N.Y.	FA-21	8/7*
65	Samia, Dru	OL	6-5	314	8/22/97	3	Oklahoma	Danville, Calif.	FA-21	0*
64	Senat, Greg	OL	6-6	305	9/8/94	4	Wagner	Elmont, N.Y.	W(Ind)-21	0*
97	Shepherd, Nathan	DL	6-4	315	10/9/93	5	Fort Hays State	Ajax, Ontario, Canada	D3-18	17/1
44	Sherwood, Jamien	LB	6-2	216	1/12/00	2	Auburn	Jensen Beach, Fla.	D5a-21	5/4
79	Smart, Tanzel	DL	6-1	295	11/6/94	4	Tulane	Baton Rouge, La.	FA-20	0*
16	Smith, Jeff	WR	6-1	195	4/21/97	3	Boston College	St. Petersburg, Fla.	FA-19	12/3
94	Thomas, Solomon	DL	6-3	295	8/26/95	6	Stanford	Coppell, Texas	UFA(LV)-22	17/0*
78	Tomlinson, Laken	G	6-3	315	2/9/92	8	Duke	Chicago, Ill.	UFA(SF)-22	17/17*
87	Uzomah, C.J.	TE	6-6	260	1/14/93	8	Auburn	Suwanee, Ga.	UFA(Cin)-22	16/16*
75	Vera-Tucker, Allijah	G	6-5	308	6/17/99	2	Southern California	Oakland, Calif.	D1b-21	16/16
51	Ward, Tim	DL	6-6	255	11/8/97	3	Old Dominion	High Point, N.C.	W(KC)-21	11/0
85	Wesco, Trevon	TE	6-3	267	9/12/95	4	West Virginia	Marlinsburg, W.Va.	D4-19	12/7
9	White, Javin	LB	6-2	205	2/21/97	3	Nevada-Las Vegas	Vacaville, Calif.	FA-21	2/0*
5	White, Mike	QB	6-5	218	3/25/95	4	Western Kentucky	Pembroke Pines, Fla.	FA-19	4/3

## NEW YORK JETS

6	Whitehead, Jordan	S	5-10	198	3/18/97	5	Pittsburgh	Aliquippa, Pa.	UFA(TB)-22	14/14*
31	Wildgoose, Rachad	CB	5-10	191	1/1/00	2	Wisconsin	Miami, Fla.	FA-21	5/0
56	Williams, Quincy	LB	5-11	230	8/28/96	4	Murray State	Birmingham, Ala.	W(Jac)-21	16/13
95	Williams, Quinnen	DL	6-3	303	12/20/97	4	Alabama	Birmingham, Ala.	D1-19	15/15
2	Wilson, Zach	QB	6-2	214	8/3/99	2	Brigham Young	Draper, Utah	D1a-21	13/13
88	Yeboah, Kenny	TE	6-4	250	10/30/98	2	Mississippi	Allentown, Pa.	FA-21	9/0
14	Zuerlein, Greg	K	6-0	195	12/27/87	11	Missouri Western	Lincoln, Neb.	FA-22	16/0*
92	Zuniga, Jabari	DL	6-3	264	8/3/99	2	Florida	Marietta, Ga.	D3b-20	3/0

\* Anae played four games with Dallas; Cager played one game with Cleveland; Clark missed '21 season because of injury; Conklin played 17 games with Minnesota; Curry missed '21 season because of injury; Ferguson missed '21 season because of injury; Harris played 15 games with San Francisco; Lawson missed '21 season because of injury; Lewis missed '21 season because of injury; Marlin played 17 games with Houston; Moffatt played five games with Cleveland; Nacua played one game with San Francisco and three with the Jets; Parks played one game with Miami and three with the Jets; Pierschbacher active but did not play; Reed played 14 games with Seattle; Riley played one game with Philadelphia and seven with the Jets; Samia last active with Minnesota in '20; Senat active but did not play; Smart last active with Jets in '20; Thomas played 17 games with Las Vegas; Tomlinson played 17 games with San Francisco; Uzomah played 16 games with Cincinnati; J.White played one game with Las Vegas and one with the Jets; Whitehead played 14 games with Tampa Bay; Zuerlein played 16 games with Dallas.

Players lost through unrestricted free agency (five): WR Jamison Crowder (BUF, 12 games in '21); LB Jarrad Davis (DET, nine); DL Folorunso Fatukasi (JAC, 15); S Marcus Maye (NO, six); T Morgan Moses (BLT, 17).

Also played with Jets in '21—RB Josh Adams (one game), DL Freedom Akinmoladun (one), K Matt Amendola (11), DL Ronald Blair (eight), TE Daniel Brown (12), S Adrian Colbert (four), Keelan Cole (15), Noah Dawkins (two), Laurent Duvernay-Tardif (eight), LB B.J. Goodson (one), TE Ryan Griffin (14), CB Lamar Jackson (one), QB Josh Johnson (three), K Alex Kessman (one), TE Tyler Kroft (nine), DL Shaq Lawson (14), P Thomas Morstead (seven), S Sharrod Neasman (11), DL Kyle Phillips (seven), S Sheldrick Redwine (two), LB LaRoy Reynolds (one), WR Vyncint Smith (two), OL Greg Van Roten (17), RB Austin Walter (four), OL Isaiah Williams (four), S Jarrod Wilson (five).

### FIRST-YEAR ROSTER

Name	Pos.	Ht.	Wt.	Birthdate	College	Hometown	How Acq.
Abram, Keshunn	WR	6-2	193	2/3/99	Kent State	Southaven, Miss.	FA
Adams, Tony	S	5-11	203	1/24/99	Illinois	Belleville, Ill.	FA
Black, Tarik (1)	WR	6-3	213	2/10/98	Texas	Hamden, Conn.	FA-21
Charles, Irvin	WR	6-4	219	4/13/97	Indiana (Pa.)	Sicklerville, N.J.	FA
Clemons, Micheal	DL	6-5	263	8/21/97	Texas A&M	Garland, Texas	D4b
Gardner, Sauce	CB	6-3	190	8/31/00	Cincinnati	Detroit, Mich.	D1a
Hall, Breece	RB	5-11	217	5/31/01	Iowa State	Wichita, Kan.	D2
Hermanns, Grant (1)	OL	6-7	300	3/5/98	Purdue	Albuquerque, N.M.	FA-21
Jackson, Calvin	WR	5-9	193	5/7/97	Washington State	Ft. Lauderdale, Fla.	FA
Johnson, Jermaine	DL	6-5	254	1/7/99	Florida State	Eden Prairie, Minn.	D1c
Knight, Zonovan	RB	5-11	209	4/11/01	North Carolina State	Bailey, N.C.	FA
Mitchell, Max	OL	6-6	307	10/12/99	Louisiana	Monroe, La	D4a
Rashed, Hamilcar (1)	DL	6-2	251	1/2/98	Oregon State	Phoenix, Ariz.	FA-21
Ruckert, Jeremy	TE	6-5	250	8/11/00	Ohio State	Lindenhurst, N.Y.	D3
Thomas, DQ	LB	6-2	216	12/4/98	Middle Tennessee	Oxford, Miss.	FA
Wilson, Garrett	WR	6-0	183	7/22/00	Ohio State	Austin, Texas	D1b

The term **NFL Rookie** is defined as a player who is in his first season of professional football and has not been on the roster of another professional football team for any regular-season or postseason games. A **Rookie** is designated by an "R" on NFL rosters. Players who have been active in another professional football league or players who have NFL experience, including either preseason training camp or being on an Active List or Inactive List, or on Reserve/Injured or Reserve/Physically Unable to Perform for fewer than six regular-season games, are termed **NFL First-Year Players**. An **NFL First-Year Player** is designated by a "1" on NFL rosters. Thereafter, a player is credited with an additional year of experience for each season in which he accumulates six games on the Active List or Inactive List, or on Reserve/Injured or Reserve/Physically Unable to Perform.

Log on to [www.newyorkjets.com](http://www.newyorkjets.com) for an up-to-date roster.

## PITTSBURGH STEELERS



American Football Conference  
North Division

**3400 South Water Street**  
**Pittsburgh, PA 15203**  
**Telephone: (412) 432-7800**

**Team Colors:** Black and Gold

### 2022 SCHEDULE

#### PRESEASON

Aug. 13 **Seattle** .....7:00 PM  
 Aug. 20 **at Jacksonville** .....7:00 PM  
 Aug. 28 **Detroit** .....4:30 PM

#### REGULAR SEASON

Sept. 11 **at Cincinnati** .....1:00 PM  
 Sept. 18 **New England** .....1:00 PM  
 Sept. 22 **at Cleveland (Thu)** .....8:15 PM  
 Oct. 2 **N.Y. Jets** .....1:00 PM  
 Oct. 9 **at Buffalo** .....1:00 PM  
 Oct. 16 **Tampa Bay** .....1:00 PM  
 Oct. 23 **at Miami** .....8:20 PM  
 Oct. 30 **at Philadelphia** .....1:00 PM  
 BYE  
 Nov. 13 **New Orleans** .....1:00 PM  
 Nov. 20 **Cincinnati** .....8:20 PM  
 Nov. 28 **at Indianapolis (Mon)** .....8:15 PM  
 Dec. 4 **at Atlanta** .....1:00 PM  
 Dec. 11 **Baltimore** .....1:00 PM  
 Dec. 18 **at Carolina** .....1:00 PM  
 Dec. 24 **Las Vegas (Sat)** .....8:15 PM  
 Jan. 1 **at Baltimore** .....1:00 PM  
 Jan. 7/8 **Cleveland** .....TBD

*\*All times ET; Sunday night games in Weeks 5-15 and 17 subject to change*

**Stadium:** Heinz Field  
 100 Art Rooney Avenue  
 Pittsburgh, PA 15212  
**Opened:** 2001  
**Capacity:** 68,400  
**Playing Surface:** Natural Grass

**Training Camp:**  
 Saint Vincent College  
 Latrobe, PA 15650

#### CLUB OFFICIALS

President: Arthur J. Rooney II  
 Vice President: Arthur J. Rooney Jr.  
 General Manager: Omar Khan  
 Assistant General Manager: Andy Weidl  
 Vice President of Technology:  
     Scott Phelps  
 Vice President of Finance: Doug Stuver  
 Vice President of Stadium Operations & Management: Jim Sacco  
 Vice President of Sales & Marketing:  
     Ryan Huzjak  
 Director of Communications: Burt Lauten  
 Director of Video & Facilities:  
     Bob McCartney  
 Director of Pro Scouting: Sheldon White  
 Director of College Scouting: Brandon Hunt  
 Director of Ticketing: Ben Lentz  
 Player Personnel Coordinator:  
     Dan Rooney Jr.  
 College Scouting Coordinator:  
     Phil Kreidler  
 Head Athletic Trainer: John Norwig  
 Director of Corporate Partnerships & Activation: A.J. Poole  
 Director of Content: Reagan Berube  
 Director of Facility Operations: Joe Simon  
 Director of Stadium Event Operations:  
     Rob Thompson  
 Director of Club Events & Operations:  
     Cayce Little Pastoor  
 Director of Guest Experience:  
     Travis Baker  
 Director of Stadium Security:  
     Tim Williams  
 Director of Community Relations:  
     Blayne Holmes  
 Director, General Merchandise Manager:  
     John Wolfe  
 Director of Ticket Sales & Retention:  
     Kristen Lewandowski  
 Director of Business Development:  
     Dan Rooney  
 Director of Suite Sales & Retention:  
     Will Herring  
 Director of Team and Stadium Security:  
     Bob Jones

#### COACHING HISTORY

**Pittsburgh Pirates 1933-39**  
**(688-590-22)**

*Records include postseason games*

1933	Forrest (Jap) Douds.....	3-6-2
1934	Luby DiMello.....	2-10-0
1935-36	Joe Bach.....	10-14-0
1937-39	Johnny (Blood) McNally*.....	6-19-0
1939-40	Walt Kiesling.....	3-13-3
1941	Bert Bell**.....	0-2-0
	Aldo (Buff) Donelli***.....	0-5-0
1941-44	Walt Kiesling****.....	13-20-2
1945	Jim Leonard.....	2-8-0
1946-47	Jock Sutherland.....	13-10-1
1948-51	Johnny Michelosen.....	20-26-2
1952-53	Joe Bach.....	11-13-0
1954-56	Walt Kiesling.....	14-22-0
1957-64	Raymond (Buddy) Parker.....	51-47-6
1965	Mike Nixon.....	2-12-0
1966-68	Bill Austin.....	11-28-3
1969-91	Chuck Noll.....	209-156-1
1992-2006	Bill Cowher.....	161-99-1
2007-	Mike Tomlin.....	162-94-2

\*Released after three games in 1939

\*\*Resigned after two games in 1941

\*\*\*Released after five games in 1941

\*\*\*\*Co-coach with Earle (Greasy) Neale in Philadelphia-Pittsburgh merger in 1943 and with Phil Handler in Chicago Cardinals-Pittsburgh merger in 1944

#### PAID ATTENDANCE, 2021

Home 597,214                      Away 544,450  
 Total 1,141,664  
 Single-game home record,  
     67,401 (11/13/16)  
 Single-season home record,  
     597,214 (2021)

#### 2022 DRAFT CHOICES

Rd	Name	Pos	College
1	Kenny Pickett	QB	Pittsburgh
2	George Pickens	WR	Georgia
3	DeMarvin Leal	DE	Texas A&M
4	Calvin Austin	WR	Memphis
6	Connor Heyward	TE	Michigan St.
7	Mark Robinson	LB	Mississippi
7	Chris Oladokun	QB	S. Dakota St.

## PITTSBURGH STEELERS

### 2021 TEAM RECORD

#### REGULAR SEASON (9-7-1)

Date	Opponent	Result
Sept. 12	at Buffalo	W 23-16
Sept. 19	LAS VEGAS	L 17-26
Sept. 26	CINCINNATI	L 10-24
Oct. 3	at Green Bay	L 17-27
Oct. 10	DENVER	W 27-19
Oct. 17	SEATTLE (OT)	W 23-20
Oct. 31	at Cleveland	W 15-10
Nov. 8	CHICAGO	W 29-27
Nov. 14	DETROIT (OT)	T 16-16
Nov. 21	at L.A. Chargers	L 37-41
Nov. 28	at Cincinnati	L 10-41
Dec. 5	BALTIMORE	W 20-19
Dec. 9	at Minnesota	L 28-36
Dec. 19	TENNESSEE	W 19-13
Dec. 26	at Kansas City	L 10-36
Jan. 3	CLEVELAND	W 26-14
Jan. 9	at Baltimore (OT)	W 16-13

#### POSTSEASON (0-1)

Jan. 16	at Kansas City	L 21-42
---------	----------------	---------

#### SCORE BY PERIODS

Team	37	77	54	169	6	—	343
Opponents	66	123	100	109	0	—	398

#### 2021 TEAM STATISTICS

	Team	Opp.
Total First Downs	323	354
Rushing	85	144
Passing	204	186
Penalty	34	24
3rd Down: Made/Att	93/239	86/232
3rd Down Pct.	38.9	37.1
4th Down: Made/Att	10/21	13/24
4th Down Pct.	47.6	54.2
Possession Avg.	29:17	30:43
Total Net Yards	5361	6139
Avg. Per Game	315.4	361.1
Total Plays	1113	1116
Avg. Per Play	4.8	5.5
Net Yards Rushing	1583	2483
Avg. Per Game	93.1	146.1
Total Rushes	411	498
Net Yards Passing	3778	3656
Avg. Per Game	222.2	215.1
Sacked/Yards Lost	38/239	55/321
Gross Yards	4017	3977
Att./Completions	664/425	563/355
Completion Pct.	64.0	63.1
Had Intercepted	11	13
Punts/Average	77/43.5	78/44.5
Net Punting Avg.	77/38.4	78/38.0
Penalties/Yards	106/831	123/1017
Fumbles/Ball Lost	19/9	23/9
Touchdowns	34	43
Rushing	10	17
Passing	23	24
Returns	1	2

### 2021 INDIVIDUAL STATISTICS

PASSING	Att	Cmp	Yds	Cmp%	Yds/Att	TD	TD%	Int	Int%	LG	Sk/Lost	Rtng
Roethlisberger	605	390	3740	64.5	6.18	22	3.6	10	1.7	59	38/239	86.8
Rudolph	58	35	277	60.3	4.78	1	1.7	1	1.7	36	0/0	70.8
Boswell	1	0	0	0.0	0.00	0	0.0	0	0.0	---	0/0	39.6
Team	664	425	4017	64.0	6.05	23	3.5	11	1.7	59	38/239	85.3
Opponents	563	355	3977	63.1	7.06	24	4.3	13	2.3	62t	55/321	88.7

TD TD TD		TD TD TD		TD TD TD		TD TD TD		
SCORING	Tot	Ru	Rec	Rt	PAT	FG	Saf	Pts
Boswell	0	0	0	0	27/29	36/40	0	135
Harris	10	7	3	0	0	0	0	60
D.Johnson	8	0	8	0	0	0	0	50
Freiermuth	7	0	7	0	0	0	0	44
Claypool	2	0	2	0	0	0	0	12
Ebron	2	1	1	0	0	0	0	12
Washington	2	0	2	0	0	0	0	12
J.Gilbert	1	0	0	1	0	0	0	6
Roethlisberger	1	1	0	0	0	0	0	6
Smith-Schuster	1	1	0	0	0	0	0	6
Team	34	10	23	1	27/29	36/40	0	343
Opponents	43	17	24	2	38/41	34/38	0	398

2-Pt Conv: Freiermuth, D.Johnson. Team 2-5.  
Opponents 0-2.

INTERCEPTIONS	No.	Yds	Avg	LG	TD
Witherspoon	3	45	15.0	41	0
Fitzpatrick	2	18	9.0	18	0
Te.Edmunds	2	15	7.5	15	0
Sutton	2	4	2.0	4	0
Schobert	1	23	23.0	23	0
Heyward	1	0	0.0	0	0
Norwood	1	0	0.0	0	0
Pierre	1	0	0.0	0	0
Team	13	105	8.1	41	0
Opponents	11	133	12.1	50	1

PUNTING	No.	Yds	Avg	Net Bt	IN	LG	B
Harvin	70	2982	42.6	38.0	3	25	64
Waitman	7	365	52.1	42.6	1	1	63
Team	77	3347	43.5	38.4	4	26	64
Opponents	78	3473	44.5	38.0	7	25	65

RUSHING	No.	Yds	Avg	LG	TD
Harris	307	1200	3.9	37t	7
Snell	36	98	2.7	9	0
Claypool	14	96	6.9	25	0
D.Johnson	5	53	10.6	25	0
Rudolph	5	53	10.6	26	0
Ballage	12	36	3.0	13	0
McCloud	2	15	7.5	10	0
Washington	2	13	6.5	12	0
Smith-Schuster	3	9	3.0	3t	1
Roethlisberger	20	5	0.3	8	1
McFarland	3	3	1.0	3	0
Ebron	1	1	1.0	1t	1
D.Watt	1	1	1.0	1	0
Team	411	1583	3.9	37t	10
Opponents	498	2483	5.0	49	17

PUNT RETURNS	Ret	FC	Yds	Avg	LG	TD
McCloud	38	12	367	9.7	23	0
Sutton	2	0	3	1.5	3	0
Team	40	12	370	9.3	23	0
Opponents	32	19	308	9.6	55	0

KICKOFF RETURNS	No.	Yds	Avg	LG	TD
McCloud	35	776	22.2	40	0
McFarland	3	73	24.3	25	0
Team	38	849	22.3	40	0
Opponents	46	1100	23.9	75	0

RECEIVING	No.	Yds	Avg	LG	TD
D.Johnson	107	1161	10.9	50t	8
Harris	74	467	6.3	25t	3
Freiermuth	60	497	8.3	24	7
Claypool	59	860	14.6	59	2
McCloud	39	277	7.1	24	0
Washington	24	285	11.9	42	2
Gentry	19	167	8.8	25	0
Smith-Schuster	15	129	8.6	24	0
Ebron	12	84	7.0	19	1
Miller	1	2	2.0	2	0
White	5	33	6.6	11	0
D.Watt	3	15	5.0	9	0
Snell	2	13	6.5	7	0
Ballage	2	8	4.0	6	0
Rader	2	8	4.0	7	0
McFarland	1	11	11.0	11	0
Team	425	4017	9.5	59	23
Opponents	355	3977	11.2	62t	24

FIELD GOALS	1-19	20-29	30-39	40-49	50+
Boswell	0/0	9/9	8/9	11/13	8/9
Team	0/0	9/9	8/9	11/13	8/9
Opponents	0/0	10/10	12/13	11/12	1/3

SACKS	No.
T.Wait	22.5
Heyward	10.0
Wormley	7.0
Highsmith	6.0
Bush	6.0
Mondeaux	2.0
Tuszka	2.0
Te.Edmunds	1.0
Ingram	1.0
Loudermilk	1.0
Charlton	0.5
Team	55.0
Opponents	38.0



## PITTSBURGH STEELERS

## 2022 COACHING STAFF

**Mike Tomlin, Head Coach**

**Pro Career:** Named the 16th head coach in Steelers history when he replaced Bill Cowher on Jan. 22, 2007. Became at the time the youngest coach (36 years, 323 days) in NFL history to win a Super Bowl when the Steelers defeated the Arizona Cardinals, 27-23, in Super Bowl XLIII on Feb. 1, 2009 (Sean McVay is now the youngest at 36 years, 10 days). Tomlin reached the playoffs four times in his first five seasons and he is the only coach in Steelers history to win division titles each of his first two seasons. In his 15 years as head coach of the Steelers, Tomlin has led Pittsburgh to seven AFC North titles, most recently in 2020, and has guided the Steelers to the playoffs 10 times, including two trips to the Super Bowl (XLIII and XLV). Since becoming the team's head coach in 2007, he has led Pittsburgh to a 154-85-2 record in the regular season — the second-best record in the NFL during that time span. His 154-85-2 regular-season record (.643) is the best start in franchise history. Tomlin secured his 15th straight non-losing season with the Steelers' eighth win in 2021, a 26-14 win vs. Cleveland in Week 17, a streak dating back to his first season as the team's head coach in 2007. Tomlin is the only head coach in NFL history to begin a head-coaching tenure with at least 15 consecutive non-losing seasons. In 2020 Tomlin's club won its seventh AFC North title. No other head coach has won the AFC North more than four times. In 2008, Tomlin directed the Steelers to a 12-4 record, winning his second-consecutive AFC North title. That season culminated with a Super Bowl triumph, making Tomlin one of only seven coaches in league history to win a Super Bowl within his first two seasons as an NFL head coach. In his first season, Tomlin guided the Steelers to a 10-6 record and their first AFC North title since 2004. Tomlin was the Minnesota Vikings defensive coordinator in 2006 after spending the previous five seasons (2001-05) as defensive backs coach for the Tampa Bay Buccaneers. Tomlin coached one of the top defensive backfields in the NFL for the Buccaneers, culminating with its performance in Super Bowl XXXVII. The secondary recorded four interceptions, returning two for touchdowns to help Tampa Bay capture the franchise's first Super Bowl title. Tomlin served two seasons as the defensive backs coach at the University of Cincinnati (1999-2000) before going to Tampa Bay. Prior to joining the Cincinnati staff, Tomlin had a short stint on the coaching staff at Tennessee- Martin and then spent two seasons at Arkansas State. Tomlin spent the 1996 season as a graduate assistant at Memphis. Tomlin began his coaching career in 1995 as wide receivers coach at Virginia Military Institute. Career record: 145-78-1.

**Background:** Was a three-year starter at wide receiver at William & Mary (1990-94) and finished his career with 101 receptions for 2,046 yards and

a school-record 20 touchdown receptions. A first-team All-Yankee Conference selection in 1994, he established a school record with a 20.2-yards-per-catch average. Graduated in 1994 with a degree in sociology. No pro playing experience.

**Personal:** Born in Hampton, Va., on March 15, 1972. He and his wife, Kiya, have two sons, Dino and Mason, and a daughter Harlyn Quinn.

**ASSISTANT COACHES**

**Teryl Austin**, defensive coordinator; born March 3, 1965, Sharon, Pa. Safety Pittsburgh 1984-87. Pro defensive back Montreal Machine (WLAFF) 1991. College coach: Penn State 1991-92, Wake Forest 1993-95, Syracuse 1996-98, Michigan 1999-2002, Florida 2010. Pro coach: Seattle Seahawks 2003-06, Arizona Cardinals 2007-09, Baltimore Ravens 2011-13, Detroit Lions 2014-17, Cincinnati Bengals 2018. Joined Steelers in 2019.

**Grady Brown**, secondary; born June 13, 1977, Birmingham, Ala. Defensive back Alabama A&M 1994-97. No pro playing experience. College coach: Alabama A&M 2000-01, Alabama State 2002-07, Texas Southern 2008, LSU 2009, Southern Miss 2010-11, South Carolina 2012-15, Birmingham Southern 2016, Alabama State 2017, Louisville 2018, Old Dominion 2019, McNeese State 2020. Pro coach: Joined Steelers in 2021.

**Matt Canada**, offensive coordinator; born Jan. 19, 1972, New Palestine, Ind. No college or pro playing experience. College coach: Butler 1996-97, Northern Illinois 1998-2003, Indiana 2004-10, Northern Illinois 2011, Wisconsin 2012, N.C. State 2013-15, Pittsburgh 2016, LSU 2017, Maryland 2018. Pro coach: joined Steelers in 2020.

**Karl Dunbar**, defensive line; born May 18, 1967, Opelousas, La. Defensive lineman LSU 1986-89. Pro defensive end New Orleans Saints 1993, Arizona Cardinals 1994-95. College coach: Nicholls State 1998-99, LSU 2000-01, 2005, Oklahoma State 2002-03, Alabama 2016-17. Pro coach: Chicago Bears 2004, Minnesota Vikings 2006-11, New York Jets 2012-14, Buffalo Bills 2015. Joined Steelers in 2018.

**Eddie Faulkner**, running backs; born Oct. 20, 1977, Muncie, Ind. Running back Wisconsin 1996-2000. No pro playing experience. College coach: Anderson 2002, Ball State 2003-2010, Northern Illinois 2011, Wisconsin 2012, North Carolina State 2013-18. Pro coach: Joined Steelers in 2019.

**Brian Flores**, senior defensive assistant/linebackers; born Feb. 24, 1981, Brooklyn, N.Y. Lnebacker Boston College 1999-2002. No pro playing experience. No college coaching experience. Pro coach:

New England Patriots 2004-18, Miami Dolphins 2019-21. Joined Steelers in 2022.

**Frisman Jackson**, wide receivers; born June 12, 1979, Chicago, Ill. Quarterback Northern Illinois 1997-99, wide receiver Western Illinois 2001. Pro wide receiver Cleveland Browns 2002-05. College coach: Western Illinois 2008-09, Akron 2010-11, Northern Illinois 2012, N.C. State 2013-14, Temple 2015-16, Baylor 2018-19. Pro coach: Tennessee Titans 2017, Carolina Panthers 2020-21. Joined Steelers in 2022.

**Denzel Martin**, assistant outside linebackers; born Oct. 31, 1990, Ladue, Miss. Linebacker Missouri 2011-14. No pro playing experience. College coach: Missouri 2015. Pro coach: Joined Steelers in 2016.

**Pat Meyer**, offensive line; born April 5, 1972, Youngstown, Ohio. Offensive lineman Colorado State 1994-97. Pro offensive lineman Arizona Cardinals 1995. College coach: Memphis 1997-99, N.C. State 2000-06, Florida State 2007, Colorado State 2008-11. Pro coach: Montreal Alouettes (CFL) 2012, Chicago Bears 2013-14, Buffalo Bills 2015-16, Los Angeles Chargers 2017-19, Carolina Panthers 2020-21. Joined Steelers in 2022.

**John Mitchell**, assistant head coach; born Oct. 14, 1951, Mobile, Ala. Defensive end Eastern Arizona J.C. 1969-70, Alabama 1971-72. No pro playing experience. College coach: Alabama 1973-76, Arkansas 1977-82, Temple 1986, LSU 1987-90. Pro coach: Birmingham Stallions (USFL) 1983-85, Cleveland Browns 1991-93. Joined Steelers in 1994.

**Jerry Olsavsky**, inside linebackers; born March 29, 1967, Youngstown, Ohio. Linebacker Pittsburgh 1985-88. Pro linebacker Pittsburgh Steelers 1989-97, Baltimore Ravens 1998. College coach: Duquesne 2001, North Carolina 2002, Youngstown State 2003-09. Pro coach: Joined Steelers in 2010.

**Alfredo Roberts**, tight ends; born March 1, 1965, Fort Lauderdale, Fla. Tight end Miami (Fla.) 1984-87. Pro tight end Kansas City Chiefs 1988-90, Dallas Cowboys 1991-92. College coach: Florida Atlantic 1998-2002. Pro coach: Jacksonville Jaguars 2003-06, Cleveland Browns 2007-08, Tampa Bay Buccaneers 2009-11, Indianapolis Colts 2012-15, San Diego/Los Angeles Chargers 2017-19. Joined Steelers in 2020.

**Danny Smith**, special teams; born Sept. 7, 1953, Pittsburgh, Pa. Defensive back Edinboro State 1971-75. No pro playing experience. College coach: Edinboro State 1976, Clemson 1979, William & Mary 1980-83, The Citadel 1984-86,

## PITTSBURGH STEELERS

Georgia Tech 1987-94. Pro coach: Philadelphia Eagles 1995-98, Detroit Lions 1999-2000, Buffalo Bills 2001-03, Washington Redskins 2004-12. Joined Steelers in 2013.

**Blaine Stewart**, assistant wide receivers; born Sept. 13, 1994, Morgantown, W.Va. Wide receiver James Madison 2013-15, Charleston 2016-17. No pro playing experience. No college coaching experience. Pro coach: Joined Steelers in 2018.

**Mike Sullivan**, quarterbacks; born Jan. 28, 1967, Santa Maria, Calif. Defensive back Army 1985-88. No pro playing experience. College coach: Humboldt State 1993, Army 1995-96, 2001 and 2019-20, Youngstown State 1997-98, Ohio 2001. Pro coach: Jacksonville Jaguars 2002-03, New York Giants 2004-11, Tampa Bay Buccaneers 2012-13, New York Giants 2015-17, Denver Broncos 2018. Joined Steelers in 2021.

**Matt Tomsho**, quality control; born July 31, 1992, Huntersville, N.C. No college or pro playing experience. College coach: Pittsburgh 2016, LSU 2017, Maryland 2018, Wisconsin-Eau Clair 2019-20. Pro coach: Joined Steelers in 2019.

### RECORD HOLDERS

#### INDIVIDUAL RECORDS—CAREER

Rushing (Yds.)	Franco Harris, 1972-83	11,950
Passing (Yds.)	Ben Roethlisberger, 2004-21	64,088
Passing (TDs)	Ben Roethlisberger, 2004-21	418
Receiving (No.)	Hines Ward, 1998-2011	1,000
Receiving (Yds.)	Hines Ward, 1998-2011	12,083
Interceptions	Mel Blount, 1970-83	57
Punting (Avg.)	Bobby Joe Green, 1960-61	45.7
Punt Return (Avg.)	Bobby Gage, 1949-50	14.9
Kickoff Return (Avg.)	Lynn Chandnois, 1950-56	29.6
Field Goals	Gary Anderson, 1982-94	309
Touchdowns (Tot.)	Franco Harris, 1972-83	100
Points	Gary Anderson, 1982-94	1,343
*Sacks	James Harrison, 2002-12, 2014-17	80.5

#### INDIVIDUAL RECORDS—SINGLE SEASON

Rushing (Yds.)	Barry Foster, 1992	1,690
Passing (Yds.)	Ben Roethlisberger, 2018	5,129
Passing (TDs)	Ben Roethlisberger, 2018	34
Receiving (No.)	Antonio Brown, 2015	136
Receiving (Yds.)	Antonio Brown, 2015	1,834
Interceptions	Mel Blount, 1975	11
Punting (Avg.)	Bobby Joe Green, 1961	47.0
Punt Return (Avg.)	Bobby Gage, 1949	16.0
Kickoff Return (Avg.)	Lynn Chandnois, 1952	35.2
Field Goals	Chris Boswell, 2021	36
Touchdowns (Tot.)	Willie Parker, 2006	16
Points	Chris Boswell, 2017	142
*Sacks	T.J. Watt, 2021	22.5

#### INDIVIDUAL RECORDS—SINGLE GAME

Rushing (Yds.)	Le'Veon Bell, 12-11-16	236
Passing (Yds.)	Ben Roethlisberger, 10-26-14	522
Passing (TDs)	Ben Roethlisberger, 10-26-14, 11-2-14	6
Receiving (No.)	Antonio Brown, 11-8-15	17
Receiving (Yds.)	Antonio Brown, 11-8-15	284
Interceptions	Jack Butler, 12-13-53	**4
Field Goals	Gary Anderson, 10-23-88	6
	Jeff Reed, 12-1-02	6
	Chris Boswell, 12-18-16	6
Touchdowns (Tot.)	Ray Mathews, 10-17-54	4
	Roy Jefferson, 11-3-68	4
	Chase Claypool, 10-11-20	4
Points	Ray Mathews, 10-17-54	24
	Roy Jefferson, 11-3-68	24
	Chase Claypool, 10-11-20	24
	Chad Brown, 10-13-96	4.5

#### \*Sacks

*\*Sacks became an official statistic in 1982  
\*\*NFL Record  
+Tied NFL Record*

## PITTSBURGH STEELERS

## 2022 VETERAN ROSTER

No.	Name	Pos.	Ht.	Wt.	Birthdate	NFL		Hometown	How Acq.	'21 Games/ Starts
						Exp.	College			
57	Adams Sr., Montravius	DT	6-4	304	07-24-95	6	Auburn	Vienna, Ga.	FA-21	10/4
27	Allen, Marcus	LB	6-2	215	08-07-96	4	Penn State	Silver Spring, Md.	D5a-18	16/1
94	Alualu, Tyson	DE	6-3	304	05-12-87	13	California	Honolulu, Hawaii	UFA-17	2/2
49	Avery, Genard	OLB	6-0	250	04-26-95	5	Memphis	Grenada, Miss.	UFA-22	16/12*
29 #	Ballage, Kalen	RB	6-2	231	12-22-95	5	Arizona State	Falcon, Colo.	FA-20	17/0
9	Boswell, Chris	K	6-2	185	03-16-91	8	Rice	Fort Worth, Texas	FA-15	17/0
13	Boykin, Miles	WR	6-4	220	10-12-96	5	Notre Dame	New Lenox, Ill.	W(Bal)-22	8/0*
55	Bush, Devin	LB	5-11	234	07-18-98	4	Michigan	Pembroke Pines, Fla.	D1-19	14/14
11	Claypool, Chase	WR	6-4	238	07-07-98	3	Notre Dame	Abbotsford, British Columbia, Canada	D2-20	15/13
61	Cole, Mason	OL	6-5	298	03-28-96	5	Michigan	Tarpon Springs, Fla.	UFA-22	14/14*
78	Daniels, James	OL	6-4	327	09-13-97	5	Iowa	Warren, Ohio	UFA-22	17/17*
73	Davis, Carlos	DT	6-2	320	08-22-96	3	Nebraska	Blue Springs, Mo.	D7-20	4/0
68	Davis, Khalil	DT	6-1	308	08-22-96	2	Nebraska	Blue Springs, Mo.	W(TB)-21	1/0*
69	Dotson, Kevin	OL	6-4	321	09-18-96	3	Louisiana	Plaquemine, La.	D4b-20	9/9
34	Edmunds, Terrell	S	6-1	217	01-20-97	5	Virginia Tech	Danville, Va.	D1-18	17/17
33	Edmunds, Trey	RB	6-2	223	12-30-94	4	Maryland	Danville, Va.	FA-18	2/0
39	Fitzpatrick, Minkah	S	6-1	207	11-17-96	5	Alabama	Old Bridge, N.J.	T(Mia)-19	16/16
88	Freiermuth, Pat	TE	6-5	258	10-25-98	2	Penn State	Merrimac, Mass.	D2-21	16/9
81	Gentry, Zach	TE	6-8	265	09-10-96	4	Michigan	Albuquerque, N.M.	D5-19	17/12
54	Gilbert III, Ulysees	ILB	6-0	230	08-09-97	4	Akron	Ocala, Fla.	D6c-19	17/0
74	Green, Chaz	T	6-5	318	04-08-92	6	Florida	Tampa, Fla.	UFA-21	2/0
53	Green, Kendrick	C	6-4	315	12-22-98	2	Illinois	Peoria, Ill.	D3-21	15/15
71	Haeg, Joe	T	6-6	298	03-11-93	7	North Dakota State	Lake Shore, Minn.	UFA-21	12/2
23 #	Haden, Joe	CB	5-11	195	04-14-89	13	Florida	Fort Washington, Md.	FA-17	12/11
22	Harris, Najee	RB	6-1	232	03-09-98	2	Alabama	Antioch, Calif.	D1-21	17/17
6	Harvin III, Pressley	P	6-0	255	09-17-98	2	Georgia Tech	Alcolu, S.C.	D7b-21	15/0
60	Hassenauer, J.C.	C	6-2	295	09-15-95	3	Alabama	Woodbury, Minn.	FA-19	13/3
97	Heyward, Cameron	DT	6-5	295	05-06-89	12	Ohio State	Pittsburgh, Pa.	D1-11	17/17
56	Highsmith, Alex	LB	6-4	242	08-07-97	3	Charlotte	Wilmington, N.C.	D3-20	16/16
51	Jack, Myles	LB	6-1	255	09-03-95	7	UCLA	Scottsdale, Ariz.	FA-22	15/15*
45	Johnson, Buddy	LB	6-2	240	02-27-99	2	Texas A&M	Dallas, Texas	D4b-21	4/0
18	Johnson, Diontae	WR	5-10	183	07-05-96	4	Toledo	Ruskin, Fla.	D3a-19	16/14
38	Joseph, Karl	S	5-10	200	09-08-93	7	West Virginia	Orlando, Fla.	FA-21	2/0
24	Kazee, Damontae	S	5-11	174	06-05-93	6	San Diego State	San Bernardino, Calif.	FA-22	17/15*
28	Killebrew, Miles	S	6-2	222	05-10-93	7	Southern Utah	Henderson, Nev.	D4-16	17/0
46	Kuntz, Christian	LS	6-1	228	04-13-94	2	Duquesne	Pittsburgh, Pa.	FA-20	17/0
31	Layne, Justin	CB	6-2	192	01-12-98	4	Michigan State	Cleveland, Ohio	D3b-19	17/0
77	Leglue, John	OL	6-7	310	04-17-96	2	Tulane	Alexandria, La.	FA-20	6/5
92	Loudermilk, Isaiahh	DE	6-7	293	10-10-97	2	Wisconsin	Howard, Kan.	D5-21	15/2
35	Maulet, Arthur	CB	5-10	190	07-13-93	6	Memphis	New Orleans, La.	FA-21	16/2
26	McFarland Jr., Anthony	RB	5-8	193	03-04-99	3	Maryland	Hyattsville, Md.	D4a-20	2/0
17	Miller, Anthony	WR	5-11	199	10-09-94	5	Memphis	Memphis, Tenn.	FA-21	3/1*
99	Mondeaux, Henry	DE	6-4	280	09-19-95	3	Oregon	Portland, Ore.	FA-19	15/2
65	Moore Jr., Dan	OT	6-5	315	09-28-98	2	Texas A&M	Beaumont, Texas	D4a-21	16/16
4	Nizialek, Cameron	P	6-2	200	03-10-95	4	Georgia	Chantilly, Va.	FA-21	4/0*
21	Norwood, Tre	DB	6-0	194	04-19-99	2	Oklahoma	Fort Smith, Ark.	D7a-21	17/3
76	Okorafor, Chukwuma	OL	6-6	320	08-08-97	5	Western Michigan	Southfield, Mich.	D3b-18	16/16
89	Olszewski, Gunner	WR	6-0	190	11-26-96	5	Bemidji State	Alvin, Texas	UFA-22	16/0*
42	Pierre, James	CB	6-2	185	09-16-96	3	Florida Atlantic	Deerfield Beach, Fla.	FA-20	17/4
87	Rader, Kevin	TE	6-4	250	04-26-95	2	Youngstown State	Pittsburgh, Pa.	FA-19	6/1
2	Rudolph, Mason	QB	6-5	235	06-17-95	5	Oklahoma State	Rock Hill, S.C.	D3a-18	2/1
64	Scott, Trent	OL	6-5	320	01-25-94	5	Grambling State	Huntsville, Ala.	FA-22	14/5*
82	Sims, Steven	WR	5-10	176	03-31-97	3	Kansas	Houston, Texas	FA-21	1/0
53	Skipper, Tuzar	LB	6-3	246	06-05-95	2	Toledo	Norwich, Conn.	FA-22	0*
24	Snell Jr., Benny	RB	5-10	224	02-26-98	4	Kentucky	Columbus, Ohio	D4-19	17/0
41	Spillane, Robert	LB	6-1	229	12-14-95	4	Western Michigan	Oak Park, Ill.	FA-19	14/4
40	Stephens, Linden	DB	6-0	193	03-21-95	3	Cincinnati	Euclid, Ohio	FA-21	0*
85	Sternberger, Jace	TE	6-4	251	06-26-96	3	Texas A&M	Kingfisher, Okla.	D3-19	0*
20	Sutton, Cameron	CB	5-11	188	02-27-95	6	Tennessee	Jonesboro, Ga.	D3a-17	16/16
10	Trubisky, Mitch	QB	6-2	220	08-20-94	6	North Carolina	Mentor, Ohio	UFA-22	6/0*
48	Tuszka, Derrek	OLB	6-5	246	07-11-96	3	North Dakota State	Warner, S.D.	D7b-20	15/0
29	Wallace, Levi	CB	6-0	179	06-12-95	5	Alabama	Tucson, Ariz.	UFA-22	17/17*
44	Watt, Derek	FB	6-2	234	11-07-92	7	Wisconsin	Pewaukee, Wis.	UFA-20	17/4
90	Watt, T.J.	LB	6-4	252	10-11-94	6	Wisconsin	Pewaukee, Wis.	D1-17	15/15
15	White, Cody	WR	6-3	215	11-28-98	2	Michigan State	Novi, Mich.	FA-20	15/0
25 t	Witherspoon, Ahkello	CB	6-2	195	03-21-95	6	Colorado	Sacramento, Calif.	T(Sea)-21	9/2
95	Wormley, Chris	DL	6-5	300	10-25-93	6	Michigan	Toledo, Ohio	T(Bal)-20	15/14

## PITTSBURGH STEELERS

- \* Adams played five games with New Orleans and five with Pittsburgh; Avery played 16 games with Philadelphia; Boykin played eight games with Baltimore; Cole played 14 games with Minnesota; Daniels played 17 games with Chicago; Khalil Davis played one game with Indianapolis; Jack played 15 games with Jacksonville; Kazez played 17 games with Dallas; Miller played two games with Houston; Nizialek played four games with Atlanta; Olszewski played 16 games with New England; T.Scott played 14 games with Carolina; Skipper last active with Tennessee in '20; Trubisky played six games with Buffalo; Wallace played 17 games with Buffalo.

# Unrestricted free agent: subject to developments.

Players lost through unrestricted free agency (four): LB Taco Charlton (NO, 11 games in '21); QB Joshua Dobbs (CLE, 0); WR Ray-Ray McCloud (SF, 16); WR JuJu Smith-Schuster (KC, 5); WR James Washington (DAL, 15).

Also played with Steelers in '21—RB Kalen Ballage (17 games), OT Zach Banner (seven), DT Isaiah Buggs (10), TE Eric Ebron (eight), OL B.J. Finney (seven), CB Joe Haden (12), QB Ben Roethlisberger (16), LB Joe Schobert (16), LB John Simon (one), LB Tegray Scales (four), G Trai Turner (17).

### FIRST-YEAR ROSTER

Name	Pos.	Ht.	Wt.	Birthdate	College	Hometown	How Acq.
Archibong, Daniel (1)	DL	6-6	307	09-12-97	Temple	Springfield, Pa.	FA-21
Austin III, Calvin	WR	5-9	162	03-24-99	Memphis	Memphis, Tenn.	D4
Dixon, Jake	OT	6-6	290	10-18-97	Duquesne	Pittsburgh, Pa.	FA
Durant, Malaeo	RB	6-1	195	12-04-99	Duke	Palm Beach, S.C.	FA
Gilliam, Nate (1)	G	6-4	310	07-06-97	Wake Forest	Knoxville, Tenn.	FA-20
Heyward, Connor	TE	6-0	230	01-22-99	Michigan State	Duluth, Ga.	D6
Jeter, Donovan	NT	6-3	325	12-07-98	Michigan	Beaver Falls, Pa.	FA
Johnson, Tyree	DE	6-4	240	05-19-99	Texas A&M	Washington, D.C.	FA- 22
Leal, DeMarvin	DE	6-4	290	07-01-00	Texas A&M	San Antonio, Texas	D3
Mason, Trevon	DT	6-6	305	08-09-98	Arizona	Arlington, Texas	FA
Moultry, T.D.	LB	6-2	253	01-01-98	Auburn	Birmingham, Ala.	FA
Oladokun, Chris	QB	6-2	195	09-03-97	South Dakota State	Tampa, Fla.	D7b
Owens, Chris	C	6-3	305	12-24-97	Alabama	Arlington, Texas	FA
Pickens, George	WR	6-3	200	03-04-01	Georgia	Hoover, Ala.	D2
Pickett, Kenny	QB	6-3	220	06-06-98	Pittsburgh	Oakhurst, N.J.	D1
Platell, Carlins	DB	6-1	205	08-15-99	South Carolina	Everett, Mass.	FA
Robinson, Mark	LB	5-11	235	08-14-99	Mississippi	Leesburg, Ga.	D7a
Sciba, Nick	K	5-9	191	11-02-99	Wake Forest	Clover, S.C.	FA
Scott, Delontae (1)	LB	6-5	246	01-21-97	Southern Methodist	Irving, Texas	FA-20
Snead, Tyler	WR	5-7	174	02-01-00	East Carolina	Raleigh, N.C.	FA
Steele, Chris	DB	6-1	190	09-27-00	Southern California	Downey, Calif.	FA
Stiner, Donovan (1)	S	6-2	210	02-11-99	Florida	Houston, Texas	FA-21
Tucker, Jordan	OT	6-6	340	04-09-99	North Carolina	Atlanta, Ga.	FA
Vaughns, Tyler (1)	WR	6-2	184	06-01-97	Southern California	Pasadena, Calif.	FA-21

The term NFL Rookie is defined as a player who is in his first season of professional football and has not been on the roster of another professional football team for any regular-season or postseason games. A Rookie is designated by an "R" on NFL rosters. Players who have been active in another professional football league or players who have NFL experience, including either preseason training camp or being on an Active List or Inactive List, or on Reserve/Injured or Reserve/Physically Unable to Perform for fewer than six regular-season games, are termed NFL First-Year Players. An NFL First-Year Player is designated by a "1" on NFL rosters. Thereafter, a player is credited with an additional year of experience for each season in which he accumulates six games on the Active List or Inactive List, or on Reserve/Injured or Reserve/Physically Unable to Perform.

Log on to [www.steelers.com](http://www.steelers.com) for an up-to-date roster.

## TENNESSEE TITANS



American Football Conference  
South Division

460 Great Circle Road  
Nashville, TN 37228  
Telephone: (615) 565-4000

Team Colors: Navy, Titans Blue, Red, Silver

### 2022 SCHEDULE

#### PRESEASON

Aug. 11 at Baltimore ..... 6:30 PM  
Aug. 20 Tampa Bay ..... 6:00 PM  
Aug. 27 Arizona ..... 6:00 PM

#### REGULAR SEASON

Sept. 11 N.Y. Giants ..... 3:25 PM  
Sept. 19 at Buffalo (Mon) ..... 6:15 PM  
Sept. 25 Las Vegas ..... 12:00 PM  
Oct. 2 at Indianapolis ..... 12:00 PM  
Oct. 9 at Washington ..... 12:00 PM  
BYE  
Oct. 23 Indianapolis ..... 12:00 PM  
Oct. 30 at Houston ..... 3:05 PM  
Nov. 6 at Kansas City ..... 7:20 PM  
Nov. 13 Denver ..... 12:00 PM  
Nov. 17 at Green Bay (Thu) ..... 7:15 PM  
Nov. 27 Cincinnati ..... 12:00 PM  
Dec. 4 at Philadelphia ..... 12:00 PM  
Dec. 11 Jacksonville ..... 12:00 PM  
Dec. 18 at L.A. Chargers ..... 3:25 PM  
Dec. 24 Houston (Sat) ..... 12:00 PM  
Dec. 29 Dallas (Thu) ..... 7:15 PM  
Jan. 7/8 at Jacksonville ..... TBD

\* All times CT; Sunday night games in Weeks 5-15 and 17 subject to change

**Stadium:** Nissan Stadium  
One Titans Way  
Nashville, TN 37213

**Opened:** 1999  
**Capacity:** 69,143  
**Playing Surface:** Natural Grass

#### Training Camp:

Saint Thomas Sports Park  
460 Great Circle Road  
Nashville, TN 37228

### CLUB OFFICIALS

#### OWNERSHIP

Chairman, Board of Directors:  
Amy Adams Strunk  
Board of Directors: Kenneth S. Adams IV  
Barclay Adams  
Susan Lewis

#### EXECUTIVE V.P./GENERAL MANAGER

Jon Robinson

#### HEAD COACH

Mike Vrabel

#### EXECUTIVE LEADERSHIP

President and CEO: Burke Nihill  
Senior V.P./Chief Marketing & Revenue  
Officer: Gil Beverly  
Senior V.P./Business Affairs and Chief  
Legal Officer: Adolpho Birch III  
V.P./Executive Creative Director:  
Surf Melendez  
Senior V.P./CFO: Shannon Myers  
Senior V.P./Business Operations: Adam Nuse  
Senior V.P./General Counsel & Chief of  
Staff: Daniel Werly

#### VICE PRESIDENTS

V.P./Team Operations: Brent Akers  
V.P./Client Service & Hospitality:  
Stephanie Atkins  
V.P./Football Communications: Robbie Bohren  
V.P./Player Personnel: Ryan Cowden  
V.P./Ticketing: Brooke Ellenberger  
V.P./Facilities and Game Day Operations:  
Bob Flynn  
V.P./Marketing & Communications: Kate Guerra  
V.P./Information Technology: Russ Hudson  
V.P./Broadcasting: Mike Keith  
V.P./Football Administration: Vin Marino  
V.P./Business Development: Ralph Ockenfels  
V.P./Football Technology: Anthony Pastrana  
V.P./Stadium Events & Experience:  
Ashlee Stokely  
V.P./Sports Medicine: Todd Toriscelli  
V.P./Head of Corporate Partnerships &  
Activation: Gary Treangen  
V.P./Community Impact: Tina Tuggle

#### FOOTBALL DEPARTMENT LEADERSHIP & PLAYER PERSONNEL

Director of Security: John Albertson  
Head Equipment Manager: Joey Barranco  
Director of Player Engagement: Chic Ejiasi  
Director of Pro Scouting: Brian Gardner  
Director of Player Personnel: Monti Ossenfort  
Director, Sports Fields: Terry Porch  
Director of College Scouting: Jon Salge  
Personnel Analyst: Jay Thomas  
Assistant Director of Pro Scouting: Kevin Turks  
National Scouts: Mike Boni, Dale Thompson  
Pro Scouts: Blaise Taylor, Brandon Taylor  
College Scouts: Casey Callahan, Patrick  
Callaway, T.J. Earley, Matt Miller,  
Tom Roth, Wes Slay  
Pro Scouting Coordinator: Rob Riederer  
Scouting Coordinator: Patrick Woo  
Scouting Assistants: Mical Johnson,  
Corey Cooper, Aaron Sanders  
Lead Developer of Football Technology:  
Adam Bondi  
Assistant Developer, Analytical Football  
Research: Matt Iammarino

### COACHING HISTORY

#### Houston Oilers 1960-1996

#### Tennessee Oilers 1997-98 (480-503-6)

*Records include postseason games*

1960-61	Lou Rymkus*	.....12-7-1
1961	Wally Lemm	.....10-0-0
1962-63	Frank (Pop) Ivy	.....17-12-0
1964	Sammy Baugh	.....4-10-0
1965	Hugh Taylor	.....4-10-0
1966-70	Wally Lemm	.....28-40-4
1971	Ed Hughes	.....4-9-1
1972-73	Bill Peterson**	.....1-18-0
1973-74	Sid Gillman	.....8-15-0
1975-80	O.A. (Bum) Phillips	.....59-38-0
1981-83	Ed Biles***	.....8-23-0
1983	Chuck Studley	.....2-8-0
1984-85	Hugh Campbell****	.....8-22-0
1985-89	Jerry Glanville	.....35-35-0
1990-94	Jack Pardee#	.....44-35-0
1994-2010	Jeff Fisher	.....147-126-0
2011-13	Mike Munchak	.....22-26-0
2014-15	Ken Whisenhunt##	.....3-20-0
2015-17	Mike Mularkey	.....21-22-0
2018-	Mike Vrabel	.....43-27-0

\* Released after five games in 1961

\*\* Released after five games in 1973

\*\*\* Resigned after six games in 1983

\*\*\*\* Released after 14 games in 1985

# Released after 10 games in 1994

## Released after seven games in 2015

#### PAID ATTENDANCE, 2021

Home 598,199                      Away 491,714  
Total 1,089,913

Single-game home record,  
69,149, many times (last: 12/18/05)

Single-season home record,  
598,199 (2021)

#### 2022 DRAFT CHOICES

Rd	Name	Pos	College
1	Treyton Burks	WR	Arkansas
2	Roger McCreary	DB	Auburn
3	Nicholas Petit-Frere	T	Ohio St.
3	Malik Willis	QB	Liberty
4	Hassan Haskins	RB	Michigan
4	Chigoziem Okonkwo	TE	Maryland
5	Kyle Phillips	WR	UCLA
6	Theo Jackson	DB	Tennessee
6	Chance Campbell	LB	Mississippi

## TENNESSEE TITANS

### 2021 TEAM RECORD

#### REGULAR SEASON (12-5)

Date	Opponent	Result
Sept. 12	ARIZONA	L 13-38
Sept. 19	at Seattle (OT)	W 33-30
Sept. 26	INDIANAPOLIS	W 25-16
Oct. 3	at N.Y. Jets (OT)	L 24-27
Oct. 10	at Jacksonville	W 37-19
Oct. 18	BUFFALO	W 34-31
Oct. 24	KANSAS CITY	W 27-3
Oct. 31	at Indianapolis (OT)	W 34-31
Nov. 7	at L.A. Rams	W 28-16
Nov. 14	NEW ORLEANS	W 23-21
Nov. 21	HOUSTON	L 13-22
Nov. 28	at New England	L 13-36
Dec. 12	JACKSONVILLE	W 20-0
Dec. 19	at Pittsburgh	L 13-19
Dec. 23	SAN FRANCISCO	W 20-17
Jan. 2	MIAMI	W 34-3
Jan. 9	at Houston	W 28-25

#### POSTSEASON (0-1)

Jan. 22	CINCINNATI	L 16-19
---------	------------	---------

#### SCORE BY PERIODS

Team	61	167	65	120	6	—	419
Opponents	56	112	84	99	3	—	354

#### 2021 TEAM STATISTICS

	Team	Opp.
Total First Downs	362	331
Rushing	134	90
Passing	194	204
Penalty	34	37
3rd Down: Made/Att	103/236	77/210
3rd Down Pct.	43.6	36.7
4th Down: Made/Att	15/24	14/24
4th Down Pct.	62.5	58.3
Possession Avg.	32.40	27.20
Total Net Yards	5822	5607
Avg. Per Game	342.5	329.8
Total Plays	1133	1039
Avg. Per Play	5.1	5.4
Net Yards Rushing	2404	1438
Avg. Per Game	141.4	84.6
Total Rushes	551	368
Net Yards Passing	3418	4169
Avg. Per Game	201.1	245.2
Sacked/Yards Lost	47/327	43/316
Gross Yards	3745	4485
Att./Completions	535/359	628/395
Completion Pct.	67.1	62.9
Had Intercepted	14	16
Punts/Average	58/44.3	67/44.6
Net Punting Avg.	58/39.8	67/38.7
Penalties/Yards	103/973	118/1070
Fumbles/Ball Lost	25/11	21/6
Touchdowns	49	38
Rushing	23	14
Passing	22	24
Returns	4	0

	TD	TD	TD			
SCORING	Tot	Ru	Rec	Rt	PAT	FG Saf Pts
Bullock	0	0	0	0	42/45	26/31 0 120
Henry	10	10	0	0	0	62
Tannehill	7	7	0	0	0	42
A.J.Brown	5	0	5	0	0	30
Westbrook-Ikhine	4	0	4	0	0	24

### 2021 INDIVIDUAL STATISTICS

PASSING	Att	Cmp	Yds	Cmp%	Yds/Att	TD	Int	Int%	LG	Sk/Lost	Rtng
Tannehill	531	357	3734	67.2	7.03	21	4.0	14	2.6	57t	47/327 89.6
A.J.Brown	2	0	0	0.0	0.00	0	0.0	0	0.0	---	0/0 39.6
M.Farley	1	1	6	100.0	6.00	0	0.0	0	0.0	6	0/0 91.7
Henry	1	1	5	100.0	5.00	1	100.0	0	0.0	5t	0/0 127.1
Team	535	359	3745	67.1	7.00	22	4.1	14	2.6	57t	47/327 90.0
Opponents	628	395	4485	62.9	7.14	24	3.8	16	2.5	68t	43/316 86.4

	No.	Yds	Avg	LG	TD	
Pruitt	3	0	3	0	0	20
Firkser	3	0	2	1	0	18
Foreman	3	3	0	0	0	18
Swaim	3	0	3	0	0	18
Byard	2	0	2	0	0	12
Hilliard	2	2	0	0	0	12
Batson	1	0	1	0	0	6
Fitzpatrick	1	0	1	0	0	6
Ju.Jones	1	0	1	0	0	6
McNichols	1	0	1	0	0	6
Molden	1	0	0	1	0	6
Peterson	1	1	0	0	0	6
Rogers	1	0	1	0	0	6
Badgley	0	0	0	0	1/2	0/1 0 1
Team	49	23	22	4	43/47	26/32 0 419
Opponents	38	14	24	0	29/34	31/38 0 354

2-Pt Conv: Henry, Pruitt. Team 2-2. Opponents 2-4.

RUSHING	No.	Yds	Avg	LG	TD
Henry	219	937	4.3	76t	10
Foreman	133	566	4.3	35	3
Hilliard	56	350	6.3	68t	2
Tannehill	55	270	4.9	28	7
McNichols	41	156	3.8	14	0
Peterson	27	82	3.0	16	1
Batson	2	15	7.5	11	0
A.J.Brown	2	10	5.0	7	0
Rogers	1	9	9.0	9	0
D.Evans	2	7	3.5	5	0
Blasingame	3	6	2.0	3	0
Sargent	2	4	2.0	2	0
M.Johnson	2	-2	-1.0	5	0
Woodside	6	-6	-1.0	-1	0
Team	551	2404	4.4	76t	23
Opponents	368	1438	3.9	58	14

RECEIVING	No.	Yds	Avg	LG	TD
A.J.Brown	63	869	13.8	57t	5
Westbrook-Ikhine	38	476	12.5	46	4
Firkser	34	291	8.6	24	2
Ju.Jones	31	434	14.0	51	1
Swaim	31	210	6.8	26	3
Rogers	30	301	10.0	39	1
McNichols	28	240	8.6	27	1
Hilliard	19	87	4.6	28	0
Henry	18	154	8.6	16	0
Pruitt	14	145	10.4	22	3
Reynolds	10	90	9.0	12	0
M.Johnson	9	160	17.8	50	0
Foreman	9	123	13.7	39	0
Fitzpatrick	5	49	9.8	18t	1
Hollister	4	33	8.3	14	0
Peterson	4	8	2.0	5	0
Hudson	3	31	10.3	14	0
Batson	2	15	7.5	13	1
D.Evans	2	11	5.5	6	0
McMath	2	8	4.0	9	0
Blasingame	2	4	2.0	5	0
Hooker	1	6	6.0	6	0
Team	359	3745	10.4	57t	22
Opponents	395	4485	11.4	68t	24

INTERCEPTIONS	No.	Yds	Avg	LG	TD
Byard	5	66	13.2	24t	1
Fulton	2	13	6.5	13	0
Long	2	6	3.0	6	0
R.Evans	2	1	0.5	1	0
Hooker	1	21	21.0	21	0
Skrine	1	17	17.0	17	0
J.Brown	1	2	2.0	2	0
Molden	1	2	2.0	2t	1
Jenkins	1	0	0.0	0	0
Team	16	128	8.0	24t	2
Opponents	14	252	18.0	82	0

PUNTING	No.	Yds	Avg	Net TB	In20	LG	B	
Kern	47	2105	44.8	40.4	1	18	59	0
Townsend	11	465	42.3	37.0	1	2	63	0
Team	58	2570	44.3	39.8	2	20	63	0
Opponents	67	2986	44.6	38.7	5	27	66	0

PUNT RETURNS	Ret	FC	Yds	Avg	LG	TD
Rogers	30	20	293	9.8	55	0
Jackson	0	0	0	---	0	0
Kinsey	0	1	0	---	---	0
Team	30	21	293	9.8	55	0
Opponents	22	16	223	10.1	18	0

KICKOFF RETURNS	No.	Yds	Avg	LG	TD
Rogers	14	282	20.1	37	0
M.Johnson	9	179	19.9	31	0
Hilliard	8	177	22.1	26	0
Batson	5	80	16.0	20	0
McNichols	2	31	15.5	16	0
Blasingame	1	12	12.0	12	0
D.Evans	1	17	17.0	17	0
Team	40	778	19.5	37	0
Opponents	40	816	20.4	37	0

FIELD GOALS	1-19	20-29	30-39	40-49	50+
Bullock	0/0	5/5	12/12	8/13	1/1
Badgley	0/0	0/0	0/0	0/1	0/0
Team	0/0	5/5	12/12	8/14	1/1
Opponents	0/0	12/12	9/9	7/8	3/9

SACKS	No.
Landry	12.0
Autry	9.0
Simmons	8.5
Dupree	3.0
Adeniyi	2.5
N.Jones	2.5
Peko	2.0
Roberson	1.5
Byard	1.0
(Team)	1.0
Team	43.0
Opponents	47.0

## TENNESSEE TITANS

## 2022 COACHING STAFF

**Mike Vrabel, Head Coach**

**Pro Career:** Mike Vrabel became the 19th head coach in franchise history on Jan. 20, 2018. Enters ninth year as an NFL coach, in addition to three years as a college coach. Led the Titans to a 43-27 record in his first four seasons, including playoff appearances from 2019-21. His 43 wins tied for first in franchise history for a head coach's first four seasons. The Titans went 12-5 in 2021 to capture their second consecutive division title, marking the franchise's first back-to-back division crowns since 1960-62. It was the first time the franchise made the playoffs in three consecutive seasons since a seven-year postseason stretch from 1987-93. Named the 2021 Associated Press NFL Coach of the Year. In 2020, the Titans won their first AFC South title since 2008 and tied for second in total offense (396.4 yards per game). In 2019, the Titans appeared in the AFC Championship Game for the first time since 2002. Spent four seasons coaching with the Houston Texans, as linebackers coach (2014-16) and defensive coordinator (2017). The Texans won two division titles (2015, 2016) during his tenure. Houston's 2016 defense ranked first overall in the NFL (301.3 yards allowed per game) for the first time in franchise history. Career record: 43-27.

**Background:** Vrabel was a defensive lineman for the Ohio State Buckeyes (1993-96). Earned back-to-back All-America honors and was twice named Big Ten Conference Defensive Lineman of the Year (1995 and 1996). Third-round 1997 draft pick of the Pittsburgh Steelers, where he played from 1997-2000. Also played for the New England Patriots (2001-08) and Kansas City Chiefs (2009-10). With the Patriots, he earned Pro Bowl and first-team All-Pro honors in 2007 and was a member of three Super Bowl championship squads. Coached collegiately at Ohio State (2011-13).

**Personal:** Born Aug. 14, 1975, in Akron, Ohio. He and his wife, Jennifer, are the parents of two sons, Tyler and Carter.

**ASSISTANT COACHES**

**Craig Aukerman**, special teams; born Nov. 22, 1976, McComb, Ohio. Defensive back/wide receiver Findlay 1995-98. No pro playing experience. College coach: Findlay 2000, Miami (Ohio) 2001-02 and 2005-08, Western Kentucky 2003-04, Kent State 2009. Pro coach: Denver Broncos 2010, Jacksonville Jaguars 2011-12, San Diego Chargers 2013-16. Joined Titans in 2017.

**Brian Bell**, sports performance coordinator; born April 4, 1984, Kettering, Md. Tight end Kent State 2002-06. No pro playing experience. College coach: Penn State 2012-13. Pro coach: Houston Texans 2015-17. Joined Titans in 2018.

**Chase Blackburn**, assistant special teams; born June 10, 1983, Marysville, Ohio. Linebacker Akron 2001-04. Pro linebacker New York Giants 2005-12, Carolina Panthers 2013-14. Pro coach: Carolina Panthers 2016-21. Joined Titans in 2022.

**Scott Booker**, safeties; born Oct. 7, 1980, Pittsburgh, Pa. Safety Kent State 1999-2002. No pro playing experience. College coach: Kent State 2003-08, Western Kentucky 2009, Notre Dame 2010-16, Nebraska 2017. Pro coach: Joined Titans in 2018.

**Shane Bowen**, defensive coordinator; born Dec. 9, 1986, Pickerington, Ohio. Linebacker Georgia Tech 2006-08. No pro playing experience. College coach: Georgia Tech 2009-11, Ohio State 2012, Kennesaw State 2013-15. Pro coach: Houston Texans 2016-17. Joined Titans in 2018.

**Kylan Butler**, offensive assistant; born July 5, 1990, Oakland, Calif. Running back Arizona 2009-13. No pro playing experience. College coach: Arizona 2014-16, Glenville State 2017-18, Morehead State 2019-2020. Pro coach: Joined Titans in 2021.

**Keith Carter**, offensive line; born July 2, 1982, Downingtown, Pa. Tight end UCLA 2001-04. No pro playing experience. College coach: Wagner College 2006, Redlands 2007-08, San Diego 2009-11, San Jose State 2014. Pro coach: Seattle Seahawks 2012-13, Atlanta Falcons 2015-17. Joined Titans in 2018.

**Ryan Crow**, outside linebackers; born Jan. 27, 1988, Kalamazoo, Mich. Linebacker Bowling Green State 2007-10. No pro playing experience. College coach: Florida 2010, Purdue 2011-13, Baldwin Wallace 2014-16, Ohio State 2017. Pro coach: Joined Titans in 2018.

**Tony Dews**, running backs; born June 6, 1973, Lynchburg, Va. Tight end Liberty 1992-95. No pro playing experience. College coach: Liberty 1997, Millersville 1998, West Virginia 1999-2001, 2007 and 2017, California (Pa.) 2002, Holy Cross 2003, Central Michigan 2004-05, Nevada-Las Vegas 2006, Michigan 2008-10, Pittsburgh 2011, Arizona 2012-16. Pro coach: Joined Titans in 2018.

**Todd Downing**, offensive coordinator; born July 22, 1980, Eden Prairie, Minn. Attended Minnesota. No college or pro playing experience. Pro coach: Minnesota Vikings 2001-02, 2005, 2018, St. Louis Rams 2006-08, Detroit Lions 2009-2013, Buffalo Bills 2014, Oakland Raiders 2015-17. Joined Titans in 2019.

**Erik Frazier**, offensive skill assistant; born June 19, 1988, Philadelphia, Pa. Wide receiver Kutztown 2010-11. No pro playing experience. College coach: Delaware Valley 2014-15, Dayton 2016, Northwestern 2017, Western Illinois 2018, Montana State 2019-20. Pro coach: Joined Titans in 2021.

**Jason Houghtaling**, offensive line assistant; born March 11, 1981, Walton, N.Y. Defensive lineman Lafayette 1999. No pro playing experience. College coach: Wagner 2006-09, 2011-12 and 2014-19 (head coach 2015-19), Hudson Valley 2010 (head coach), Cornell 2013, Colgate 2020. Pro coach: Joined Titans in 2021.

**Tim Kelly**, passing game coordinator; born Aug. 17, 1986, Chicago Heights, Ill. Defensive tackle Eastern Illinois 2004-07. No pro playing experience. College coach: Illinois Wesleyan 2008-09, Minnesota State-Moorhead 2010, Ball State 2011, Penn State 2012-13. Pro coach: Houston Texans 2014-21. Joined Titans in 2022.

**Bobby King**, inside linebackers; born June 29, 1978, Louisville, Ky. Defensive lineman Texas El-Paso 1998-2000. No pro playing experience. College coach: Texas El-Paso 2002-03, West Texas A&M 2005 and 2008-09, Baylor 2006-07. Pro coach: Dallas Cowboys 2010, Houston Texans 2011-13 and 2017-21, San Diego Chargers 2014-16. Joined Titans in 2022.

**Zak Kuhr**, inside linebackers assistant; born April 19, 1988. No college playing experience. No pro playing experience. College coach: Edward Waters 2009-10, Ohio State 2011-12, Old Dominion 2013, James Madison 2014-15, Rutgers 2016, Texas State 2017-18, Texas 2019. Pro coach: Joined Titans in 2020.

**Clinton McMillan**, defensive line assistant; born June 25, 1985, Haines City, Fla. Defensive tackle Florida 2003-07. No pro playing experience. College coach: Marshall 2014-16, Ohio Dominican 2017, Tennessee-Martin 2017-19, Florida State 2020. Pro coach: joined Titans in 2021.

**Anthony Midget**, secondary; born Feb. 22, 1978, Clewiston, Fla. Cornerback Virginia Tech 1996-99. No pro playing experience. College coach: Virginia Tech 2007, Georgia State 2008-12, Penn State 2013. Pro coach: Houston Texans 2014-19. Joined Titans in 2020.

**Rob Moore**, wide receivers; born Sept. 27, 1968, Hempstead, N.Y. Wide receiver Syracuse 1986-90. Pro wide receiver New York Jets 1990-94, Arizona Cardinals 1995-2001. College coach: Phoenix J.C. 2009, Syracuse 2010-13. Pro coach: Buffalo Bills 2014, Oakland Raiders 2015-17. Joined Titans in 2018.

## TENNESSEE TITANS

**Pat O'Hara**, quarterbacks; born Sept. 27, 1968, Santa Monica, Calif. Quarterback Southern California 1987-90. Pro quarterback Tampa Bay Buccaneers 1991, Ohio Glory (WLAFL) 1992, San Diego Chargers 1992, Orlando Predators (AFL) 1995-2000, Toronto Phantoms (AFL) 2001-02, Tampa Bay Storm (AFL) 2003-06. Pro coach: Tampa Bay Storm (AFL) 2005-08, Los Angeles Avengers (AFL) 2009 (head coach), Tri-Cities Fever (IFL) 2009 (head coach), Orlando Predators (AFL) 2010-11 (head coach), New Orleans Voodoo (AFL) 2012-14 (head coach), Houston Texans 2015-17. Joined Titans in 2018.

**Frank Piraino**, director of sports performance; born Jan. 26, 1980, Cleveland, Ohio. Attended Akron. No college or pro playing experience. College coach: Michigan State 2003-04, Notre Dame 2004, Florida 2005-09, Marshall 2010, Temple 2011-12, Boston College 2013-18. Pro coach: Joined Titans in 2019.

**Tyler Rouse**, sports performance assistant; born Feb. 16, 1995, Syracuse, N.Y. Running back Boston College 2013-16. No pro playing experience. College coach: Boston College 2017-20, Colorado State 2021. Pro coach: Joined Titans in 2022.

**Jim Schwartz**, senior defensive assistant; born June 2, 1966, Baltimore, Md. Linebacker Georgetown 1985-88. No pro playing experience. College coach: Maryland 1989, Minnesota 1990, North Carolina Central 1991, Colgate 1992. Pro coach: Baltimore Ravens 1996-98, Tennessee Titans 1999-2008, Detroit Lions 2009-13 (head coach), Buffalo Bills 2014, Philadelphia Eagles 2016-20. Rejoined Titans in 2021.

**Luke Steckel**, tight ends; born April 28, 1985, Boston, Mass. Linebacker Princeton 2003-06. No pro playing experience. No college coaching experience. Pro coach: Cleveland Browns 2009-12. Joined Titans in 2013.

**John Streicher**, coordinator of football development. No college or pro playing experience. College coach: Ohio State 2012-13, James Madison 2014-15, Texas State 2016-17. Pro coach: Joined Titans in 2018.

**Mike Sullivan**, assistant offensive line; born Dec. 22, 1967, Chicago, Ill. Offensive lineman Miami (Fla.) 1986-90. Pro offensive lineman Dallas Cowboys 1991, Tampa Bay Buccaneers 1992-95. College coach: Miami (Fla.) 2000, Western Michigan 2005-06. Pro coach: Cleveland Browns 2001-04, 2007-08 and 2013, San Diego Chargers 2009-12. Joined Titans in 2014.

**Terrell Williams**, defensive line; born June 19, 1974, Los Angeles, Calif. Nose guard East Carolina 1995-98. No pro playing experience. College coach: Fort Scott (Kan.) C.C. 1998, North Carolina A&T 1999-2001, Youngstown State 2002-03, Akron 2004-05, Purdue 2006-09, Texas A&M 2010-11. Pro coach: Oakland Raiders 2012-14, Miami Dolphins 2015-17. Joined Titans in 2018.

### RECORD HOLDERS

#### INDIVIDUAL RECORDS—CAREER

Rushing (Yds.)	Eddie George, 1996-2003	10,009
Passing (Yds.)	Warren Moon, 1984-93	33,685
Passing (TDs)	Warren Moon, 1984-93	196
Receiving (No.)	Ernest Givins, 1986-94	542
Receiving (Yds.)	Ernest Givins, 1986-94	7,935
Interceptions	Jim Norton, 1960-68	45
Punting (Avg.)	Brett Kern, 2009-21	45.9
Punt Return (Avg.)	Billy Johnson, 1974-80	13.2
Kickoff Return (Avg.)	Bobby Jancik, 1962-67	26.5
Field Goals	Al Del Greco, 1991-2000	246
Touchdowns (Tot.)	Eddie George, 1996-2003	74
Points	Al Del Greco, 1991-2000	1,060
*Sacks	Ray Childress, 1985-95	75.5

#### INDIVIDUAL RECORDS—SINGLE SEASON

Rushing (Yds.)	Derrick Henry, 2020	2,027
Passing (Yds.)	Warren Moon, 1991	4,690
Passing (TDs)	George Blanda, 1961	36
Receiving (No.)	Charlie Hennigan, 1964	101
Receiving (Yds.)	Charlie Hennigan, 1961	1,746
Interceptions	Fred Glick, 1963	12
	Mike Reinfeldt, 1979	12
Punting (Avg.)	Brett Kern, 2017	49.7
Punt Return (Avg.)	Billy Johnson, 1977	15.4
Kickoff Return (Avg.)	Darius Jennings, 2018	31.7
Field Goals	Al Del Greco, 1998	36
Touchdowns (Tot.)	Earl Campbell, 1979	19
Points	Al Del Greco, 1998	136
	Ryan Succop, 2017	136
*Sacks	William Fuller, 1991	15.0

#### INDIVIDUAL RECORDS—SINGLE GAME

Rushing (Yds.)	Derrick Henry, 1-3-21	250
Passing (Yds.)	Warren Moon, 12-16-90	527
Passing (TDs)	George Blanda, 11-19-61	7
Receiving (No.)	Charlie Hennigan, 10-13-61	13
	Haywood Jeffries, 10-13-91	13
	Drew Bennett, 12-19-04	13
Receiving (Yds.)	Charlie Hennigan, 10-13-61	272
Interceptions	Many times	3
	Last time by Kevin Byard, 10-22-17	
Field Goals	Rob Bironas, 10-21-07	8
Touchdowns (Tot.)	Billy Cannon, 12-10-61	5
Points	Billy Cannon, 12-10-61	30
*Sacks	William Fuller, 11-28-93	4.0

\*Sacks became an official statistic in 1982  
\*\*NFL Record



## TENNESSEE TITANS

## 2022 VETERAN ROSTER

No.	Name	Pos.	Ht.	Wt.	Birthdate	NFL Exp.	College	Hometown	How Acq.	'21 Games/ Starts
92	Adeniyi, Ola	OLB	6-1	248	9/12/97	5	Toledo	Fort Bend County, Texas	FA-21	16/0
96	Autry, Denico	DL	6-5	285	7/15/90	9	Mississippi State	Albemarle, N.C.	UFA(Ind)-21	17/11
13 #	Batson, Cameron	WR	5-8	175	12/20/95	5	Texas Tech	Oklahoma City, Okla.	FA-18	4/0
#	Bello, B.J.	LB	6-3	229	10/31/94	5	Illinois State	New Lenox, Ill.	FA-21	0*
55	Brewer, Aaron	G/C	6-1	295	10/28/97	3	Texas State	Dallas, Texas	FA-20	12/5
11	Brown, A.J.	WR	6-1	226	6/30/97	4	Mississippi	Starkville, Miss.	D2-19	13/13
14	Bullock, Randy	K	5-9	210	12/16/89	11	Texas A&M	Klein, Texas	FA-21	16/0
31	Byard, Kevin	S	5-11	212	8/17/93	7	Middle Tennessee State	Lithonia, Ga.	D3-16	17/17
23	Cannon, Trenton	RB	5-11	185	7/23/94	5	Virginia State	Hampton, Va.	UFA(SF)-21	12/0*
25	Carter, Jamal	S	6-1	215	4/12/94	4	Miami(Fla.)	Naranja, Fla.	FA-21	1/0
44	Carter, Tory	FB	6-0	229	3/16/99	2	LSU	Valdosta, Ga.	FA-21	8/2
53	Cole, Dylan	LB	6-0	237	5/19/94	6	Missouri State	Springfield, Mo.	FA-21	9/0
#	Coley, Trevon	DT	6-1	300	7/13/94	6	Florida Atlantic	Miramar, Fla.	FA-21	0*
46	Cox, Morgan	LB	6-4	233	4/26/86	13	Tennessee	Collierville, Tenn.	UFA(Bal)-21	17/0
41	Cunningham, Zach	LB	6-3	238	12/12/94	6	Vanderbilt	Pinson, Ala.	W(Hou)-21	14/11*
64	Davis, Nate	G	6-3	316	9/23/96	4	Charlotte	Ashburn, Va.	D3-19	14/14
48	Dupree, Bud	OLB	6-4	269	2/12/93	8	Kentucky	Irvington, Ga.	UFA(Pit)-21	11/6
49 #	Dzubnar, Nick	LB	6-1	240	8/15/91	8	Cal Poly-San Luis Obispo	Mission Viejo, Calif.	UFA(LAC)-20	17/0
3	Farley, Caleb	CB	6-2	197	11/2/98	2	Virginia Tech	Maiden, N.C.	D1-21	3/1
21 #	Farley, Matthias	S	5-11	209	7/15/92	7	Notre Dame	Charlotte, N.C.	UFA(NYJ)-21	17/0
4 #	Ficken, Sam	K	6-1	192	12/14/92	4	Penn State	Valparaiso, Ind.	W(NYJ)-21	0*
10	Fitzpatrick, Dez	WR	6-2	208	12/17/97	2	Louisville	Farmington Hills, Mich.	D4a-21	4/0
26	Fulton, Kristian	CB	5-11	197	9/3/98	3	Louisiana State	New Orleans, La.	D2-20	13/13
66	Gray, Derwin	OL	6-4	320	5/10/95	2	Maryland	Washington, D.C.	FA-21	0*
78	Hand, Da'Shawn	DE	6-3	297	11/14/95	5	Alabama	Woodbridge, Va.	FA-21	4/0*
22	Henry, Derrick	RB	6-3	247	1/4/94	7	Alabama	Yulee, Fla.	D2c-16	8/8
40	Hilliard, Dontrell	RB	5-11	202	2/26/95	5	Tulane	Baton Rouge, La.	FA-21	8/5
8	Hogan, Kevin	OB	6-3	218	10/20/92	4	Stanford	McLean, Va.	FA-21	1/0
16	Hollister, Cody	WR	6-4	216	11/18/93	3	Arkansas	Bend, Ore.	FA-19	3/1
37	Hooker, Amani	S	5-11	210	6/14/98	4	Iowa	Minneapolis, Minn.	D4-19	12/12
88	Hooper, Austin	TE	6-4	254	10/29/94	7	Stanford	San Mateo, Calif.	FA-22	16/16*
89	Hudson, Tommy	TE	6-3	255	2/22/97	2	Arizona State	San Jose, Calif.	FA-20	5/0
83	Izzo, Ryan	TE	6-5	255	12/21/95	4	Florida State	Highland Lakes, N.J.	FA-21	1/0
35	Jackson, Chris	DB	5-10	193	4/13/98	3	Marshall	Tallahassee, Fla.	D7b-20	12/3
60	Jones, Ben	C	6-3	308	7/2/89	11	Georgia	Brent, Ala.	UFA(Hou)-16	17/17
73	Jones, Jamarco	OL	6-4	293	6/4/96	5	Ohio State	Chicago, Ill.	UFA(Sea)-21	10/2*
42	Jones, Joe	LB	6-0	240	2/21/94	6	Northwestern	Plano, Ill.	FA-21	9/0
90	Jones, Naquan	DT	6-3	313	2/5/98	2	Michigan State	Evanston, Ill.	FA-21	13/5
6	Kern, Brett	P	6-2	214	2/17/86	15	Toledo	Grand Island, N.Y.	W(Den)-09	14/0
58	Landry III, Harold	OLB	6-2	252	6/5/96	5	Boston College	Spring Lake, N.C.	D2-18	17/17
57	Lawler, Justin	OLB	6-4	265	12/23/94	4	Southern Methodist	Pottsboro, Texas	FA-22	3/0*
61	Levin, Corey	C/G	6-4	307	8/12/94	4	Chattanooga	Dacula, Ga.	FA-21	12/0
77	Lewan, Taylor	T	6-7	309	7/22/91	9	Michigan	Cave Creek, Ariz.	D1-14	13/13
51	Long Jr., David	LB	5-11	227	10/12/96	4	West Virginia	Cincinnati, Ohio	D6-19	10/9
30	Mabin, Greg	CB	6-2	200	6/25/94	6	Iowa	Fort Lauderdale, Fla.	FA-21	5/2
86	Malone, Josh	WR	6-3	205	3/21/96	3	Tennessee	Gallatin, Tenn.	FA-22	0*
81	McMath, Racey	WR	6-3	217	6/14/99	2	LSU	New Orleans, La.	D6a-21	9/0
24	Molden, Elijah	CB	5-10	192	1/30/99	2	Washington	West Linn, Ore.	D3b-21	16/7
33	Moore Jr., A.J.	S	5-11	200	12/15/95	5	Mississippi	Bassfield, Miss.	UFA(Hou)-22	12/0*
82	Moore, Briley	TE	6-4	240	1/13/98	2	Kansas State	Blue Springs, Mo.	FA-21	0*
52	Munyer, Daniel	C	6-1	305	3/4/92	5	Colorado	Harbor City, Calif.	FA-19	0*
91	Murchison, Larrell	DL	6-2	297	4/24/97	3	North Carolina State	Elizabethtown, N.C.	D5-20	11/5
85 #	Pruitt, MyCole	TE	6-2	245	3/24/92	7	Southern Illinois	South Bend, Ind.	FA-21	16/9
75	Radunz, Dillon	OL	6-6	301	3/28/98	2	North Dakota State	Becker, Minn.	D2-21	12/1
56	Rice, Monty	LB	6-0	233	1/8/99	2	Georgia	Huntsville, Ala.	D3a-21	10/4
50 #	Roberson, Derick	OLB	6-3	250	11/15/95	4	Sam Houston State	San Antonio, Texas	FA-19	5/0
80 #	Rogers, Chester	WR	6-0	184	1/12/94	6	Grambling State	Huntsville, Ala.	FA-20	16/2
70	Roos, Jordan	G	6-3	302	7/6/93	3	Purdue	Celina, Texas	FA-21	0*
98	Simmons, Jeffery	DT	6-4	305	7/28/97	4	Mississippi State	Macon, Miss.	D1-19	17/17
38	Skrine, Buster	CB	5-9	187	4/26/89	12	Chattanooga	Woodstock, Ga.	FA-21	7/3*
97	Strong, Kevin	DE	6-4	295	8/5/96	4	Texas-San Antonio	Cleveland, Texas	FA-21	6/0*
87	Swaim, Geoff	TE	6-4	260	9/16/93	8	Texas	Chico, Calif.	FA-20	16/16
17	Tannehill, Ryan	QB	6-4	217	7/27/88	11	Texas A&M	Big Spring, Texas	T(Mia)-19	17/17
93	Tart, Tear	DT	6-2	304	2/28/97	3	Florida International	Philadelphia, Pa.	FA-20	11/10
95	Walker, DeMarcus	DL	6-4	280	9/30/94	6	Florida State	Jacksonville, Fla.	FA-22	13/2*
99	Weaver, Rashad	OLB	6-4	259	11/10/97	2	Pittsburgh	Fort Lauderdale, Fla.	D4b-21	2/0

## TENNESSEE TITANS

15	Westbrook-Ikhine, Nick	WR	6-2	211	3/21/97	3	Indiana	Lake Mary, Fla.	FA-20	16/7
20	Wilkins, Jordan	RB	6-1	212	7/18/94	5	Mississippi	Cordova, Tenn.	FA-21	5/0*
2	Woods, Robert	WR	6-0	195	4/10/92	10	Southern California	Gardena, Calif.	T(LAR)-22	9/0*
5	Woodside, Logan	QB	6-1	213	1/27/95	3	Toledo	Frankfort, Ky.	FA-19	5/0

\* Bello missed '21 season because of injury; Cannon played one game with Baltimore and 11 with San Francisco; Coley missed '21 season because of injury; Cunningham played 10 games with Houston and four with Tennessee; Ficken missed '21 season because of injury; Gray last active with Pittsburgh in '20; Hand played three games with Detroit and one with Tennessee; Hooper played 16 games with Cleveland; Jamarco Jones played 10 games with Seattle; Lawler played 10 games with Seattle; Malone last active with New York Jets in '20; A.J. Moore played 12 games with Houston; Briley Moore missed '21 season because of injury; Munyer missed '21 season because of injury; Roos last active with Seattle in '19; Skrine played one game with San Francisco and six with Tennessee; Strong played one game with Detroit and five with Tennessee; Wilkins played four games with Indianapolis and one with Tennessee; Woods played nine games with Los Angeles Rams.

# Unrestricted free agent; subject to developments.

Players lost through unrestricted free agency (seven): ILB Jayon Brown (LV, 10 games in '21); S Dane Cruikshank (CHI, 14); ILB Rashaan Evans (ATL, 12); TE Anthony Firkser (ATL, 15); RB D'Onta Foreman (CAR, nine); WR Marcus Johnson (SF, seven); DT Kyle Peko (LV, eight).

Also played with Titans in '21—DL Eli Ankou (one game), K Michael Badgley (one), FB Khari Blasingame (11), DE Amani Bledsoe (five), CB Breon Borders (11), S Brady Breeze (five), RB Darrynton Evans (one), OLB Sharif Finch (one), DT Woodrow Hamilton (two), T Bobby Hart (three), QB Kevin Hogan (one), CB Jackrabbit Jenkins (14), CB Chris Jones (seven), WR Julio Jones (10), Kendall Lamm (12), S Bradley McDougald (two), RB Jeremy McNichols (14), RB Adrian Peterson (three), T David Quessenberry (17), DT Carauan Reid (one), WR Josh Reynolds (five), DT Anthony Rush (two), G Rodger Saffold (15), T Ty Sambrailo (four), RB Mekhi Sargent (three), OLB John Simon (two), P Johnny Townsend (three), ILB Avery Williamson (two).

### FIRST-YEAR ROSTER

Name	Pos.	Ht.	Wt.	Birthdate	College	Hometown	How Acq.
Anehni, David	OLB	6-2	245	8/15/99	Houston	Arlington, Texas	FA
Avery, Tre	CB	5-11	181	2/26/97	Rutgers	Baltimore, Md.	FA
Burks, Treyton	WR	6-2	225	3/23/00	Arkansas	Warren, Ark.	D1
Campbell, Chance	LB	6-2	232	10/8/99	Mississippi	Ellicott City, Md.	D6b
Carter, Shyheim (1)	DB	5-10	194	12/15/97	Alabama	Kentwood, La.	FA
Chestnut, Julius	RB	5-11	228	10/26/00	Sacred Heart	Bowie, Md.	FA
Clemons, Rodney (1)	S	6-0	205	12/28/96	Southern Methodist	Katy, Texas	FA
DiLauro, Christian (1)	T	6-6	300	11/11/94	Illinois	Uniontown, Ohio	FA-21
Garrett, Haskell	DT	6-2	300	5/4/98	Ohio State	Las Vegas, Nev.	FA
George Jr., Kenneth	CB	6-0	194	3/14/97	Tennessee	Lafayette, La.	FA
Gibbins, Jack	LB	6-3	242	11/24/98	Minnesota	Bulverde, Texas	FA
Griffin II, Michael	S	5-11	213	6/23/98	South Dakota State	Cottage Grove, Minn.	FA
Haskins, Hassan	RB	6-2	228	11/26/99	Michigan	St. Louis, Mo.	D4a
Howerton, Hayden	G	6-3	300	2/11/99	Southern Methodist	Katy, Texas	FA
Jackson, Theo	S	6-1	198	10/2/98	Tennessee	Nashville, Tenn.	D6a
Kinsey, Mason (1)	WR	5-10	198	8/29/98	Berry College	Demorest, Ga.	FA-21
Lewis, Brandon	WR	5-9	175	2/8/99	Air Force	San Diego, Calif.	FA
McCreary, Roger	CB	5-11	190	2/10/00	Auburn	Mobile, Ala.	D2
McKenzie, Jalen	T	6-5	310	7/10/99	Southern California	Concord, Calif.	FA
Newman-Johnson, Xavier	C/G	6-2	297	8/4/99	Baylor	Desoto, Texas	FA
Odukoya, Thomas	TE	6-6	253	5/5/97	Eastern Michigan	Almere, Netherlands	FA
Okonkwo, Chig	TE	6-3	238	9/8/99	Maryland	Powder Springs, Ga.	D4b
Okuyinonu, Sam	DT	6-1	269	5/1/98	Maryland	Lowell, Mass.	FA
Peevy, Jayden	DE	6-5	308	9/3/99	Texas A&M	Bellaire, Texas	FA
Petit-Frere, Nicholas	OL	6-5	316	9/15/99	Ohio State	Tampa, Fla.	D3a
Phillips, Kyle	WR	5-11	189	6/17/99	UCLA	San Marcos, Calif.	D5
Roberson, Reggie	WR	5-11	193	10/14/98	Southern Methodist	Desoto, Texas	FA
Rupcich, Andrew	T	6-6	318	4/1/99	Culver-Stockton	Wonder Lake, Ill.	FA
Shudak, Caleb	K	5-7	177	11/19/97	Iowa	Council Bluffs, Iowa	FA
Stonehouse, Ryan	P	5-10	193	5/11/99	Colorado State	La Verne, Calif.	FA
Swilling, Tre	CB	6-1	196	3/26/99	Georgia Tech	New Orleans, La.	FA
Williamson, Chris (1)	CB	6-0	205	5/19/97	Minnesota	Atlanta, Ga.	FA
Willis, Malik	QB	6-1	219	5/25/99	Liberty	Atlanta, Ga.	D3b

The term **NFL Rookie** is defined as a player who is in his first season of professional football and has not been on the roster of another professional football team for any regular-season or postseason games. A **Rookie** is designated by an "R" on NFL rosters. Players who have been active in another professional football league or players who have NFL experience, including either preseason training camp or being on an Active List or Inactive List, or on Reserve/Injured or Reserve/Physically Unable to Perform for fewer than six regular-season games, are termed **NFL First-Year Players**. An **NFL First-Year Player** is designated by a "1" on NFL rosters. Thereafter, a player is credited with an additional year of experience for each season in which he accumulates six games on the Active List or Inactive List, or on Reserve/Injured or Reserve/Physically Unable to Perform.

Log on to [www.titansonline.com](http://www.titansonline.com) for an up-to-date roster.

# The NFC

Arizona Cardinals.....	139
Atlanta Falcons.....	145
Carolina Panthers .....	151
Chicago Bears .....	157
Dallas Cowboys .....	163
Detroit Lions .....	169
Green Bay Packers .....	175
Los Angeles Rams.....	181
Minnesota Vikings.....	187
New Orleans Saints.....	193
New York Giants .....	199
Philadelphia Eagles .....	205
San Francisco 49ers.....	211
Seattle Seahawks .....	217
Tampa Bay Buccaneers .....	223
Washington Commanders.....	229



# ARIZONA CARDINALS



National Football Conference  
West Division

Dignity Health Arizona Cardinals  
Training Center  
8701 S. Hardy Drive  
Tempe, AZ 85284  
Telephone: (602) 379-0101

Team Colors: Cardinal Red, Black and White

## 2022 SCHEDULE

### PRESEASON

Aug. 12 at Cincinnati .....4:30 PM  
Aug. 21 Baltimore .....5:00 PM  
Aug. 27 at Tennessee.....4:00 PM

### REGULAR SEASON

Sept. 11 Kansas City.....1:25 PM  
Sept. 18 at Las Vegas .....1:25 PM  
Sept. 25 L.A. Rams .....1:25 PM  
Oct. 2 at Carolina .....1:05 PM  
Oct. 9 Philadelphia .....1:25 PM  
Oct. 16 at Seattle .....1:05 PM  
Oct. 20 New Orleans (Thu).....5:15 PM  
Oct. 30 at Minnesota .....10:00 AM  
Nov. 6 Seattle .....2:05 PM  
Nov. 13 at L.A. Rams .....2:25 PM  
Nov. 21 vs.San Fran. (Mexico City) 6:15 PM  
Nov. 27 L.A. Chargers .....2:05 PM  
BYE  
Dec. 12 New England (Mon) .....6:15 PM  
Dec. 18 at Denver .....2:05 PM  
Dec. 25 Tampa Bay .....6:20 PM  
Jan. 1 at Atlanta .....11:00 AM  
Jan. 7/8 at San Francisco .....TBD  
\*All times MST

**Stadium:** State Farm Stadium  
1 Cardinals Drive  
Glendale, AZ 85305

**Opened:** 2006  
**Capacity:** 65,000  
**Playing Surface:** Grass

**Training Camp:**  
State Farm Stadium  
Glendale, AZ 85305

## CLUB OFFICIALS

Owner: Michael Bidwill  
General Manager: Steve Keim  
Chief Financial Officer: Greg Lee  
General Counsel: David Koeninger  
Chief People Officer: Shaun Mayo  
Vice President, Player Personnel:  
    Quentin Harris  
Vice President, Pro Personnel:  
    Adrian Wilson  
Senior Vice President, Media Relations:  
    Mark Dalton  
Senior Vice President, Marketing:  
    Lisa Manning  
Senior Vice President, Business  
    Development: Steve Ryan  
Vice President, Football Operations &  
    Facilities: Matt Caracciolo  
Vice President, Technology: Mark Feller  
Vice President, Security:  
    Patrick Foster  
Vice President, Broadcasting/Digital  
    Content: Tim DeLaney  
Vice President, Business Development:  
    Mike Iaquina  
Vice President, Partner Service &  
    Activation: Scott Coleman  
Vice President, Ticketing: Steve Bomar  
Director, Player Personnel: Dru Grigson  
Director, Pro Personnel: Glen Fox  
Director, College Scouting: Josh Scobey  
Senior Personnel Executive:  
    Terry McDonough  
National Scout: John Mancini  
Western Regional Scout: Chris Culmer  
Central Regional Scout: Zac Canty  
Eastern Regional Scout: Luke Palko  
Assistant Director, College Scouting:  
    Ryan Gold  
Director, Football Administration:  
    Matt Harriss  
Director, Player Engagement:  
    Josh Marriner  
Director, Stadium Operations:  
    Lacey Probst  
Scouts: Andrew Caskin, Zach Devlin,  
    Chad Jenkins, Alfonza Knight,  
    Keegan Leyrer, Alex Valles,  
    Darius Vinnett  
Sports Science Coordinator: Evan Lodder  
Video Director: Jeff Wallo  
Assistant Video Director: Craig Norgren  
Video Assistants: Spencer Missioreck,  
    Shelby Meyer  
Head Athletic Trainer: Tom Reed  
Assistant Athletic Trainers:  
    Jeff Herndon, Chad Cook,  
    Dano Norceide  
Director of Rehabilitation/Physical  
    Therapist: Derek Garris  
Equipment Manager: Jeff Schwimmer  
Assistant Equipment Managers:  
    Patrick Coleman, Kirk Muranaka,  
    Marcus Lukes

## COACHING HISTORY

Chicago 1920-59, St. Louis 1960-87,  
Phoenix 1988-93 (577-768-41)

*Records include postseason games*

1920	Marshal Smith.....	6-2-2
1921-22	John (Paddy) Driscoll.....	11-6-2
1923-24	Arnold Horween.....	13-8-1
1925-26	Norman Barry.....	16-8-2
1927	Guy Chamberlin.....	3-7-1
1928	Fred Gillies.....	1-5-0
1929	Dewey Scanlon.....	6-6-1
1930	Ernie Nevers.....	5-6-2
1931	LeRoy Andrews*.....	0-1-0
1931	Ernie Nevers.....	5-3-0
1932	Jack Chevigny.....	2-6-2
1933-34	Paul Schisler.....	6-15-1
1935-38	Milan Creighton.....	16-26-4
1939	Ernie Nevers.....	1-10-0
1940-42	Jimmy Conzelman.....	8-22-3
1943-45	Phil Handler**.....	1-29-0
1946-48	Jimmy Conzelman.....	27-10-0
1949	Phil Handler-Buddy Parker*** 2-4-0	
1949	Raymond (Buddy) Parker.....	4-1-1
1950-51	Earl (Curly) Lambeau****.....	7-15-0
1951	Phil Handler-Cecil Isbell#.....	1-1-0
1952	Joe Kuharich.....	4-8-0
1953-54	Joe Stydahar.....	3-20-1
1955-57	Ray Richards.....	14-21-1
1958-61	Frank (Pop) Ivy##.....	15-31-2
1961	Chuck Drulis-Ray Prochaska- Ray Willsey###.....	2-0-0
1962-65	Wally Lemm.....	27-26-3
1966-70	Charley Winner.....	35-30-5
1971-72	Bob Hollway.....	8-18-2
1973-77	Don Coryell.....	42-29-1
1978-79	Bud Wilkinson####.....	9-20-0
1979	Larry Wilson.....	2-1-0
1980-85	Jim Hanifan.....	39-50-1
1986-89	Gene Stallons@.....	23-34-1
1989	Hank Kuhlmann.....	0-5-0
1990-93	Joe Bugel.....	20-44-0
1994-95	Buddy Ryan.....	12-20-0
1996-2000	Vince Tobin@@.....	29-44-0
2000-03	Dave McGinnis.....	17-40-0
2004-06	Dennis Green.....	16-32-0
2007-12	Ken Whisenhunt.....	49-53-0
2013-17	Bruce Arians.....	50-32-1
2018	Steve Wilks.....	3-13-0
2019-	Kliff Kingsbury.....	24-25-1

\* Resigned after one game in 1931  
\*\* Co-coach with Walt Kiesling in Chicago Cardinals-Pittsburgh merger in 1944  
\*\*\* Co-coaches for first six games in 1949  
\*\*\*\* Resigned after 10 games in 1951  
# Co-coaches  
## Resigned after 12 games in 1961  
### Co-coaches  
#### Released after 13 games in 1979  
@ Released after 11 games in 1989  
@@ Released after seven games in 2000

## PAID ATTENDANCE, 2021

Home 493,438                                  Away 570,514  
Total 1,063,952  
Single-game home record,  
    73,025 (9/19/93), Sun Devil Stadium  
    103,467 (10/2/05), Azteca Stadium  
Single-season home record, 518,652 (2016)

## 2022 DRAFT CHOICES

Rd	Name	Pos	College
2	Trey McBride	TE	Colorado St.
3	Cameron Thomas	LB	San Diego St.
3	Myjai Sanders	LB	Cincinnati
6	Keaontay Ingram	RB	Southern Calif.
6	Lecitus Smith	OL	Virginia Tech
7	Christian Matthew	CB	Valdosta St.
7	Jesse Luketa	LB	Penn St.
7	Marquis Hayes	OL	Oklahoma

# ARIZONA CARDINALS

## 2021 TEAM RECORD

### REGULAR SEASON (11-6)

Date	Opponent	Result
Sept. 12	at Tennessee	W 38-13
Sept. 19	MINNESOTA	W 34-33
Sept. 26	at Jacksonville	W 31-19
Oct. 3	at L.A. Rams	W 37-20
Oct. 10	SAN FRANCISCO	W 17-10
Oct. 17	at Cleveland	W 37-14
Oct. 24	HOUSTON	W 31-5
Oct. 28	GREEN BAY	L 21-24
Nov. 7	at San Francisco	W 31-17
Nov. 14	CAROLINA	L 10-34
Nov. 21	at Seattle	W 23-13
Dec. 5	at Chicago	W 33-22
Dec. 13	L.A. RAMS	L 23-30
Dec. 19	at Detroit	L 12-30
Dec. 25	INDIANAPOLIS	L 16-22
Jan. 2	at Dallas	W 25-22
Jan. 9	SEATTLE	L 30-38

### POSTSEASON (0-1)

Date	Opponent	Result
Jan. 17	at L.A. Rams	L 11-34

### SCORE BY PERIODS

Team	106	123	128	92	0	--	449
Opponents	60	133	87	86	0	--	366

## 2021 TEAM STATISTICS

	Team	Opp.
Total First Downs	367	336
Rushing	127	109
Passing	214	192
Penalty	26	35
3rd Down: Made/Att	100/221	79/207
3rd Down Pct.	45.2	38.2
4th Down: Made/Att	17/29	14/30
4th Down Pct.	58.6	46.7
Possession Avg.	31:15	28:45
Total Net Yards	6352	5597
Avg. Per Game	373.6	329.2
Total Plays	1126	1028
Avg. Per Play	5.6	5.4
Net Yards Rushing	2076	1952
Avg. Per Game	122.1	114.8
Total Rushes	496	426
Net Yards Passing	4276	3645
Avg. Per Game	251.5	214.4
Sacked/Yards Lost	39/343	41/227
Gross Yards	4619	3872
Att./Completions	591/415	561/367
Completion Pct.	70.2	65.4
Had Intercepted	11	13
Punts/Average	52/48.8	58/46.8
Net Punting Avg.	52/41.8	58/42.0
Penalties/Yards	114/990	100/896
Fumbles/Ball Lost	30/4	28/14
Touchdowns	52	42
Rushing	23	10
Passing	27	30
Returns	2	2

## 2021 INDIVIDUAL STATISTICS

PASSING	Att	Cmp	Yds	Cmp%	Yds/Att	TD	TD%	Int	Int%	LG	Sk/Lost	Rtng
K.Murray	481	333	3787	69.2	7.87	24	5.0	10	2.1	77t	31/286	100.6
McCoy	99	74	740	74.7	7.47	3	3.0	1	1.0	50t	6/40	101.4
Streveler	9	6	36	66.7	4.00	0	0.0	0	0.0	17	2/17	74.3
Banjo	1	1	23	100.0	23.00	0	0.0	0	0.0	23	0/0	118.8
Kirk	1	1	33	100.0	33.00	0	0.0	0	0.0	33	0/0	118.8
Team	591	415	4619	70.2	7.82	27	4.6	11	1.9	77t	39/343	100.6
Opponents	561	367	3872	65.4	6.90	30	5.3	13	2.3	64t	41/227	93.5

TD	TD	TD	TD	TOT	RU	REC	RT	PAT	FG	Saf	Pts
Prater	0	0	0	47/49	30/37	0	137				
Conner	18	15	3	0			0	108			
Hopkins	8	0	8	0			0	48			
Ertz	3	0	3	0			0	18			
Kirk	5	0	5	0			0	30			
K. Murray	5	5	0	0			0	30			
Green	3	0	3	0			0	18			
Wesley	3	0	3	0			0	18			
Edmonds	2	2	0	0			0	12			
Allen	1	0	0	1			0	6			
Benjamin	1	1	0	0			0	6			
Moore	1	0	1	0			0	6			
Murphy	1	0	0	1			0	6			
Williams	1	0	1	0			0	6			
Team	52	23	27	2	47/49	30/37	0	449			
Opponents	42	10	30	2	35/39	23/28	2	366			

2-Pt Conv: Team 0-3. Opponents 3-3.

RUSHING	No.	Yds	Avg	LG	TD
Conner	202	752	3.7	35	15
Edmonds	116	592	5.1	54	2
K.Murray	88	423	4.8	57	5
Benjamin	34	118	3.5	21t	1
Moore	18	76	4.2	26	0
McCoy	22	37	1.7	11	0
Ward	9	33	3.7	7	0
Dortch	1	24	24.0	24	0
Kirk	1	11	11.0	11	0
Streveler	3	6	2.0	4	0
Ertz	1	4	4.0	4	0
Lee	1	0	0.0	0	0
Team	496	2076	4.2	57	23
Opponents	426	1952	4.6	62t	10

RECEIVING	No.	Yds	Avg	LG	TD
Kirk	77	982	12.8	50	5
Ertz	56	574	10.3	47t	3
Green	54	848	15.7	42	3
Moore	54	435	8.1	77t	1
Edmonds	43	311	7.2	36	0
Hopkins	42	572	13.6	55	8
Conner	37	375	10.1	45t	3
Wesley	19	208	10.9	33	3
Williams	16	193	12.1	34	1
Benjamin	6	42	7.0	12	0
Ward	3	34	11.3	23	0
Dortch	3	15	5.0	10	0
Harris	3	10	3.3	7	0
Isabella	1	13	13.0	13	0
Daniels	1	0	0.0	0	0
K.Murray	0	7	---	7	0
Team	415	4619	11.1	77t	27
Opponents	367	3872	10.6	64t	30

INTERCEPTIONS	No.	Yds	Avg	LG	TD
Murphy	4	49	12.3	29t	1
Baker	3	101	33.7	77	0
J.Thompson	3	49	16.3	33	0
Allen	1	25	25.0	25	0
Alford	1	23	23.0	23	0
Simmons	1	0	0.0	0	0
Team	13	247	19.0	77	1
Opponents	11	228	20.7	50	1

PUNTING	No.	Yds	Avg	Net Bk	IN20	LG	B
Lee	51	2501	49.0	41.9	5	12	62
Winslow	1	39	39.0	39.0	0	0	39
Team	52	2540	48.8	41.8	5	12	62
Opponents	58	2714	46.8	42.0	2	25	69

PUNT RETURNS	Ret	FC	Yds	Avg	LG	TD
Moore	21	10	171	8.1	27	0
Dortch	3	0	24	8.0	17	0
Kirk	1	6	-5	-5.0	-5	0
Murphy	1	0	48	48.0	48	0
Team	26	16	238	9.2	48	0
Opponents	30	8	265	8.8	27	0

KICKOFF RETURNS	No.	Yds	Avg	LG	TD
Moore	13	291	22.4	32	0
Benjamin	7	162	23.1	29	0
Dortch	4	79	19.8	31	0
Harris	2	26	13.0	14	0
Daniels	1	6	6.0	6	0
Isabella	1	31	31.0	31	0
Ward	1	16	16.0	16	0
Team	29	611	21.1	32	0
Opponents	20	421	21.1	35	0

FIELD GOALS	1-19	20-29	30-39	40-49	50+
Prater	0/0	11/11	9/11	3/5	7/10
Team	0/0	11/11	9/11	3/5	7/10
Opponents	0/0	6/6	5/6	8/11	4/5

SACKS	No.
Golden	11.0
C.Jones	10.5
Allen	4.0
Hicks	4.0
Phillips	3.0
Baker	2.0
Simmons	1.5
Dogbe	1.0
Mauro	1.0
Watt	1.0
(Team)	1.0
Murphy	0.5
Vallejo	0.5
Team	41.0
Opponents	39.0

## ARIZONA CARDINALS

## 2022 COACHING STAFF

**Kliff Kingsbury, Head Coach**

**Pro Career:** Became an NFL head coach for the first time when hired by Arizona on Jan. 11, 2019. In his first three seasons with the Cardinals, Kingsbury has led a turnaround that has resulted in the team increasing its win total by multiple games each year. In 2018, the year prior to his arrival, Arizona had an NFL-low three wins and were ranked last in nearly every offensive category. In 2021, Arizona secured a playoff spot, had 11 wins and ranked in the top-10 in total offense, passing offense and rushing offense. Arizona had the NFL's No. 8-ranked offense in 2021 after finishing with the No. 6-ranked offense in 2020. It marked just the second time (2015-16) since relocating to Arizona in 1988 that the Cardinals had a top-10 offense in back-to-back seasons. The Cardinals offense has ranked top-10 in total offense, offensive TDs, rushing yards/game and rushing TDs in each of the last two seasons. The Cardinals finished the 2021 regular season with 6,352 total net yards, the second-highest total in franchise history. Arizona had 4,276 net passing yards and 2,076 rushing yards in 2021, just the second time in franchise history (1984) the team had 4,000-plus net passing yards and 2,000-plus rushing yards in a season. Arizona's rushing attack has been vastly improved under Kingsbury. The Cardinals ranked No. 10 in the NFL with 2,076 rushing yards and No. 3 in the NFL with 23 rushing TDs in 2021. It marked the third consecutive season (2019-20) the Cardinals ranked in the top-10 in both categories. In 2020, Arizona finished top-10 in total offense (No. 6), rushing yards/game (No. 7), rushing TDs (No. 4) and offensive TDs (No. 10) while compiling 6,153 total net yards. In his first season in 2019, Kingsbury helped Arizona boast a 60.4-percent increase in points scored and a 91.7-percent increase in the number of scoring drives compared to 2018. Under Kingsbury's guidance, QB Kyler Murray was named the 2019 NFL Offensive Rookie of the Year and has been named to the Pro Bowl each of the last two years (2020-21). Kingsbury came to Arizona after spending six seasons (2013-18) as the head coach at his alma mater, Texas Tech. The Red Raiders featured a passing attack that ranked in the top-10 in the country in each year of Kingsbury's tenure, ranked in the top-20 nationally in total offense in all six seasons and finished in the top-25 in scoring five times. Among the QBs Kingsbury mentored in the college ranks were first-round selections Patrick Mahomes (2018 NFL MVP and Super Bowl LIV MVP), Baker Mayfield and Johnny Manziel as well as Case Keenum and Davis Webb. Kingsbury began his coaching career at the University of Houston as the offensive quality control coach (2008-09) prior to being elevated to quarterbacks coach (2010) and co-offensive coordinator in 2011. With Kingsbury as co-offensive coordinator in 2011 and calling the plays, Houston led the nation in total offense (599.1 ypg), passing offense and scoring. He spent the 2012 season at Texas A&M as offensive coordinator/QBs coach and helped the Aggies finish third nationally in total offense. Career record: 24-25-1.

**Background:** Kingsbury played quarterback at Texas Tech (1999-2002) where he set 39 school records, 16 Big 12 marks and 17 NCAA records during his collegiate career while throwing for 12,423 yards and 95 touchdowns. He was selected in the sixth round (201st overall) of the NFL Draft by New England in 2003, spent the 2004 season on the Saints' practice squad and played with the New York Jets in 2005. He played with the Cologne Centurions of NFL Europe in 2006 before attending training camp with the Bills that summer. Kingsbury finished his playing career in the CFL with the Montreal Alouettes and Winnipeg Blue Bombers in 2007. He grew up and played high school football under his father, Tim, at New Braunfels (Texas) High School where he threw for over 3,000 yards and 34 touchdowns as a senior in 1997. In 2018, he was inducted into the Texas High School Football Hall of Fame. Kingsbury earned a bachelor's degree in management from Texas Tech in 2001.

**Personal:** Born Aug. 9, 1979, in San Antonio, Texas

**ASSISTANT COACHES**

**Kenny Bell**, chief of staff/offensive assistant: born Sept. 30, 1988, Pasadena, Texas. No college or pro playing experience. College coach: Houston 2011, Texas Tech 2013-18. Pro coach: Joined Cardinals in 2022.

**Mike Bercovici**, offensive assistant: born Feb. 9, 1993, Northridge, Calif. Quarterback Arizona State 2012-15. Pro quarterback San Diego/Los Angeles Chargers 2016-17, Arizona Cardinals 2017, San Diego Fleet (AAF) 2019. College coach: Arizona State 2019. Pro coach: Joined Cardinals in 2022.

**Ronald Booker**, defensive assistant: born June 10, 1992, Memphis, Tenn. Defensive back Rhodes College 2010-13. No pro playing experience. College coach: Rhodes College 2014-18, Pittsburgh 2019-20. Pro coach: Joined Cardinals in 2021.

**Charlie Bullen**, outside linebackers: born Sept. 28, 1984, Palatine, Ill. Quarterback Harper College 2003 and 2005, St. Norbert 2004. No pro playing experience. College coach: Iowa 2007-11. Pro coach: Miami Dolphins 2012-18. Joined Cardinals in 2019.

**Matt Burke**, defensive line: born March 25, 1976, Hudson, Mass. Safety Dartmouth 1994-97. No pro playing experience. College coach: Bridgton (Maine) Academy 1998-99, Boston College 2000-02, Harvard 2003. Pro coach: Tennessee Titans 2004-08, Detroit Lions 2009-13, Cincinnati Bengals 2014-15, Miami Dolphins 2016-18, Philadelphia Eagles 2019-20, New York Jets 2021. Joined Cardinals in 2022.

**Bill Davis**, linebackers: born Nov. 5, 1965, Youngstown, Ohio. Quarterback/wide receiver Cincinnati 1985-88. No pro playing experience. College coach: Michigan State 1991, Ohio State

2016-18. Pro coach: Pittsburgh Steelers 1992-94, Carolina Panthers 1995-98, Cleveland Browns 1999, Green Bay Packers 2000, Atlanta Falcons 2001-03, New York Giants 2004, San Francisco 49ers 2005-06, Arizona Cardinals 2007-10, Cleveland Browns 2011-12, Philadelphia Eagles 2013-15. Rejoined Cardinals in 2019.

**Devin Fitzsimmons**, assistant special teams: born Oct. 18, 1982, Folsom, La. Quarterback/wide receiver Bucknell 2001-05. No pro playing experience. College coach: Shaw 2005, Bucknell 2006, Kansas State 2007-08, Virginia 2009, Richmond 2010, Rutgers 2012, Delaware 2013, Vanderbilt 2019-20. Pro coach: Indianapolis Colts 2011, Detroit Lions 2014-18. Joined Cardinals in 2021.

**Rob Grosso**, defensive quality control: born Sept. 22, 1993, Buffalo, N.Y. Wide receiver John Carroll 2011-13. No pro playing experience. Pro coach: Denver Broncos 2018. Joined Cardinals in 2019.

**Steve Heiden**, tight ends: born Sept. 21, 1976, Rushford, Minn. Tight end South Dakota State 1995-98. Pro tight end San Diego Chargers 1999-2001, Cleveland Browns 2002-09. College coach: Concordia 2012. Pro coach: Joined Cardinals in 2013.

**Shawn Jefferson**, associate head coach/wide receivers: born Feb. 22, 1969, Jacksonville, Fla. Wide receiver Central Florida 1988-90. Pro wide receiver San Diego Chargers 1991-95, New England Patriots 1996-99, Atlanta Falcons 2000-02, Detroit Lions 2003. Pro coach: Detroit Lions 2005-12, Tennessee Titans 2013-15, Miami Dolphins 2016-18, New York Jets 2019-20. Joined Cardinals in 2021.

**Vance Joseph**, defensive coordinator: born Sept. 20, 1972, Marrero, La. Quarterback/running back Colorado 1990-94. Pro defensive back New York Jets 1995, Indianapolis Colts 1996. College coach: Colorado 2000-03, Bowling Green 2004. Pro coach: San Francisco 49ers 2005-10, Houston Texans 2011-13, Cincinnati Bengals 2014-15, Miami Dolphins 2016, Denver Broncos 2017-18 (head coach). Joined Cardinals in 2019.

**Sean Kugler**, run game coordinator/offensive line: born Aug. 9, 1966, Lockport, N.Y. Offensive lineman Texas-El Paso 1985-88. Pro offensive lineman Sacramento Surge (WLA) 1991. College coach: Texas-El Paso 1993-2000 and 2013-17, Boise State 2006. Pro coach: Detroit Lions 2001-05, Buffalo Bills 2007-09, Pittsburgh Steelers 2010-12, Denver Broncos 2018. Joined Cardinals in 2019.

**Rusty McKinney**, defensive assistant: born Oct. 17, 1980, Fairfax County, Va. Linebacker Towson 1998-2001. No pro playing experience. College coach: Saint Anselm 2008, Bentley 2009-13. Pro coach: Cleveland Browns 2014-15, Miami Dolphins 2016-18. Joined Cardinals in 2019.

## ARIZONA CARDINALS

**Buddy Morris**, strength and conditioning; born Sept. 29, 1957, South Park, Pa. Attended Pittsburgh. No college or pro playing experience. College coach: Pittsburgh 1980-89; 1997-2001 and 2007-10, Buffalo 2006. Pro coach: Cleveland Browns 2002-04. Joined Cardinals in 2014.

**Brian Natkin**, assistant offensive line; born Jan. 3, 1978, San Antonio, Texas. Tight end Texas-El Paso 1997-2000. Pro tight end Tennessee Titans 2001. College coach: Texas-El Paso 2004-05 and 2012-17, Northern Colorado 2006, Midwestern State 2007-11, Hutchinson C.C. 2018. Pro coach: Joined Cardinals in 2019.

**Mark Naylor**, assistant strength and conditioning; born Nov. 14, 1980, Broken Arrow, Okla. No college or pro playing experience. College coach: Ball State 2004-05 and 2009-10, Michigan 2011-17, Eastern Kentucky 2018-19. Pro Coach: Joined Cardinals in 2020.

**Marcus Robertson**, defensive backs; born Oct. 2, 1969, Pasadena, Calif. Defensive back Iowa State 1987-90. Pro defensive back Houston Oilers/Tennessee Titans 1991-2000, Seattle Seahawks 2001-02. Pro coach: Tennessee Titans 2007-11, Detroit Lions 2012-13, Oakland Raiders 2014-16, Denver Broncos 2017-18. Joined Cardinals in 2019.

**Jeff Rodgers**, assistant head coach/special teams coordinator; born Jan. 12, 1978, St. Paul, Minn. Linebacker North Texas 1996-2000. No pro playing experience. College coach: Arizona 2001-02, Kansas State 2008. Pro coach: San Francisco 49ers 2003-07, Carolina Panthers 2009-10, Denver Broncos 2011-14, Chicago Bears 2015-17. Joined Cardinals in 2018.

**James Saxon**, running backs; born March 23, 1966, Burton, S.C. Running back American River (Calif.) C.C. 1984-85, San Jose State 1986-87. Pro running back Kansas City Chiefs 1988-91, Miami Dolphins 1992-94, Philadelphia Eagles 1995. College coach: Rutgers 1997-98, Menlo 1999. Pro coach: Buffalo Bills 2000, Kansas City Chiefs 2001-07, Miami Dolphins 2008-10, Minnesota Vikings 2011-13, Pittsburgh Steelers 2014-18. Joined Cardinals in 2019.

**Don Shumpert**, offensive assistant; born Jan. 8, 1992, St. Louis, Mo. Wide receiver Iowa 2010-13. No pro playing experience. College coach: Iowa 2016-17. Pro coach: New York Giants 2018. Joined Cardinals in 2019.

**Cam Turner**, co-pass game coordinator/quarterbacks; born July 29, 1987, Libertyville, Ill. Quarterback/wide receiver The Citadel 2006-09. No pro playing experience. College coach: The Citadel 2010, Florida International 2013-14. Pro coach: Minnesota Vikings 2011-12, Carolina Panthers 2015-17. Joined Cardinals in 2018.

**Spencer Whipple**, co-pass game coordinator; born March 18, 1989, Gibsonsia, Pa. Quarterback Pittsburgh 2007, Massachusetts 2008, Miami (Fla.) 2009-11. No pro playing experience. College coach: Pittsburgh 2012-13, Massachusetts 2014-18. Pro coach: Joined Cardinals in 2019.

**Greg Williams**, cornerbacks; born March 12, 1976, Bolingbrook, Ill. Wide receiver/defensive back North Carolina 1994-97. Pro defensive back Amsterdam Admirals (NFL) 1999-2000, San Francisco Demons (XFL) 2001, Indiana Firebirds (AFL) 2001-03, Chicago Rush (AFL) 2004-05. College coach: DuPage 2004-05, Arkansas Tech 2006-07, Pittsburgh 2008. Pro coach: San Diego Chargers 2009-15, Indianapolis Colts 2016-17, Denver Broncos 2018. Joined Cardinals in 2019.

### RECORD HOLDERS

#### INDIVIDUAL RECORDS—CAREER

Rushing (Yds.)	Ottis Anderson, 1979-86	7,999
Passing (Yds.)	Jim Hart, 1966-83	34,639
Passing (TDs)	Jim Hart, 1966-83	209
Receiving (No.)	Larry Fitzgerald, 2004-20	1,432
Receiving (Yds.)	Larry Fitzgerald, 2004-20	17,492
Interceptions	Larry Wilson, 1960-72	52
Punting (Avg.)	Andy Lee, 2017-20	47.3
Punt Return (Avg.)	Charley Trippi, 1947-55	13.7
Kickoff Return (Avg.)	Ollie Matson, 1952, 1954-58	28.5
Field Goals	Jim Bakken, 1962-78	282
Touchdowns (Tot.)	Larry Fitzgerald, 2004-20	121
Points	Jim Bakken, 1962-78	1,380
*Sacks	Chandler Jones, 2016-21	71.5

#### INDIVIDUAL RECORDS—SINGLE SEASON

Rushing (Yds.)	Ottis Anderson, 1979	1,605
Passing (Yds.)	Carson Palmer, 2015	4,671
Passing (TDs)	Carson Palmer, 2015	35
Receiving (No.)	DeAndre Hopkins, 2020	115
Receiving (Yds.)	David Boston, 2001	1,598
Interceptions	Bob Nussbaumer, 1949	12
Punting (Avg.)	Andy Lee, 2021	49.0
Punt Return (Avg.)	John (Red) Cochran, 1949	20.9
Kickoff Return (Avg.)	Ollie Matson, 1958	35.5
Field Goals	Neil Rackers, 2005	40
Touchdowns (Tot.)	David Johnson, 2016	20
Points	Neil Rackers, 2005	140
*Sacks	Chandler Jones, 2019	19.0

#### INDIVIDUAL RECORDS—SINGLE GAME

Rushing (Yds.)	Beanie Wells, 11-27-11	228
Passing (Yds.)	Boomer Esiason, 11-10-96 (OT)	522
Passing (TDs)	Jim Hardy, 10-2-50	6
	Charley Johnson, 9-26-65, 11-2-69	6
Receiving (No.)	Sonny Randle, 11-4-62	16
Receiving (Yds.)	Sonny Randle, 11-4-62	256
Interceptions	Bob Nussbaumer, 11-13-49	**4
Jerry Norton, 11-20-60,	11-26-61	**4
Kwamie Lassiter, 12-27-98		**4
Field Goals	Jim Bakken, 9-24-67	7
Touchdowns (Tot.)	Ernie Nevers, 11-28-29	**6
Points	Ernie Nevers, 11-28-29	**40
*Sacks	Chandler Jones, 9-12-21	5.0
	Haason Reddick, 12-13-20	5.0

\* Sacks became an official statistic in 1982  
\*\*NFL record



## ARIZONA CARDINALS

## 2022 VETERAN ROSTER

No.	Name	Pos.	Ht.	Wt.	Birthdate	NFL Exp.	College	Hometown	How Acq.	'21 Games/ Starts
94	Allen, Zach	DL	6-5	285	8/20/97	4	Boston College	New Canaan, Conn.	D3-19	15/14
89	Anderson, Stephen	TE	6-3	230	1/30/93	5	California	San Jose, Calif.	UFA(LAC)-22	17/4*
3	Baker, Budda	S	5-10	195	1/10/96	6	Washington	Bellevue, Wash.	D2-17	17/17
68	Beachum, Kelvin	OL	6-3	308	6/8/89	11	SMU	Mexia, Texas	FA-20	15/15
26	Benjamin, Eno	RB	5-9	207	4/13/99	2	Arizona State	Wylie, Texas	D7-20	9/0
39	Blake, Christian	WR	6-1	181	6/8/96	4	Northern Illinois	Plantation, Fla.	FA-22	16/0*
21	Borders, Breon	CB	6-0	189	7/22/95	4	Duke	Statesville, N.C.	FA-21	1/0
46	Brewer, Aaron	LS	6-5	232	7/5/90	11	San Diego State	Fullerton, Calif.	FA-16	14/0
37	Brooks, Nate	CB	6-0	192	9/5/96	2	North Texas	Whitehouse, Texas	FA-21	0*
2	Brown, Marquise	WR	5-9	180	6/4/97	4	Oklahoma	Hollywood, Fla.	T(Bal)-22	16/16*
25	Collins, Zaven	LB	6-4	260	5/19/99	2	Tulsa	Hominy, Okla.	D1-21	17/6
6	Conner, James	RB	6-1	233	5/5/95	6	Pittsburgh	Erie, Pa.	UFA(PIT)-21	15/6
92	Dickerson, Matt	DL	6-5	292	11/9/95	4	UCLA	San Mateo, Calif.	FA-21	0*
52	Dimukeje, Victor	LB	6-2	262	11/18/99	2	Duke	Baltimore, Md.	D6a-21	14/0
91	Dogbe, Michael	DL	6-3	280	5/5/96	4	Temple	Morris Plains, N.J.	D7b-19	16/1
83	Dortch, Greg	WR	5-7	175	5/29/98	2	Wake Forest	Highland Springs, Va.	FA-21	5/2
86	Ertz, Zach	TE	6-5	250	11/10/90	10	Stanford	Danville, Calif.	T(Phi)-21	17/14*
95	Fotu, Leki	DL	6-5	335	8/23/98	3	Utah	West Valley City, Utah	D4a-20	17/3
45	Gardeck, Dennis	LB	6-0	232	8/9/94	5	Sioux Falls	Lake in the Hills, Ill.	FA-18	14/3
18	Green, A.J.	WR	6-4	210	7/31/88	12	Georgia	Summerville, S.C.	UFA(Cin)-21	16/9
44	Golden, Markus	LB	6-3	260	3/13/91	8	Missouri	St. Louis, Mo.	T(NYG)-20	16/5
33	Hamilton, Antonio	CB	6-0	195	1/24/93	7	South Carolina State	Johnston, S.C.	FA-21	17/2
64	Harlow, Sean	OL	6-4	303	3/28/95	2	Oregon State	San Clemente, Calif.	FA-21	15/5
76	Hernandez, Will	OL	6-3	332	9/2/95	5	Texas-El Paso	Las Vegas, Nev.	UFA(NYG)-22	17/17*
10	Hopkins, DeAndre	WR	6-1	212	6/6/92	10	Clemson	Central, S.C.	T(Hou)-20	10/10
61	Hudson, Rodney	OL	6-2	315	7/12/89	12	Florida State	Mobile, Ala.	T(LV)-21	12/12
74	Humphries, D.J.	OL	6-5	307	12/28/93	7	Florida	Charlotte, N.C.	D1-15	16/16
17	Isabella, Andy	WR	5-9	188	11/18/96	4	Massachusetts	Mayfield, Ohio	D2b-19	8/0
63	Isidora, Danny	OL	6-3	306	6/5/94	6	Miami (Fla.)	Miami, Fla.	FA-21	5/0
79	Jones, Josh	OL	6-7	310	6/21/97	3	Houston	Richmond, Texas	D3-20	17/12
96	Keke, Kingsley	DL	6-3	288	9/26/96	4	Texas A&M	Richmond, Texas	FA-22	12/8*
42	Kennard, Devon	LB	6-3	256	6/24/91	9	USC	Phoenix, Ariz.	FA-20	15/3
90	Lawrence, Rashard	DL	6-2	308	8/27/98	3	LSU	Monroe, La.	D4b-20	11/7
14	Lee, Andy	P	6-1	185	8/11/82	19	Pittsburgh	Westminster, S.C.	FA-17	16/0
53	Lemonier, Jessie	LB	6-2	240	1/31/97	3	Liberty	Miami, Fla.	W(Det)-22	7/2*
12	McCoy, Colt	QB	6-1	212	9/5/86	13	Texas	Tuscola, Texas	UFA(NYG)-21	8/3
19	McSorley, Trace	QB	6-0	202	8/23/95	2	Penn State	Ashburn, Va.	FA-21	0*
66	Miles, Josh	OL	6-5	325	1/4/96	3	Morgan State	Baltimore, Md.	D7a-19	11/0
4	Moore, Rondale	WR	5-7	181	6/9/00	2	Purdue	New Albany, Ind.	D2-21	14/7
7	Murphy Jr., Byron	CB	5-11	190	1/18/98	4	Washington	Scottsdale, Ariz.	D2a-19	16/16
71	Murray, Justin	OL	6-5	315	4/19/93	4	Cincinnati	Cincinnati, Ohio	W(Oak)-19	3/1
1	Murray, Kyler	QB	5-10	207	8/7/97	4	Oklahoma	Allen, Texas	D1-19	14/14
5	Prater, Matt	K	5-10	201	8/10/84	16	Central Florida	Esteros, Fla.	UFA(Det)-21	17/0
67	Pugh, Justin	OL	6-5	311	8/15/90	10	Syracuse	Holland, Pa.	UFA(NYG)-18	14/13
9	Simmons, Isaiah	LB	6-4	238	7/26/98	3	Clemson	Olathe, Kan.	D1-20	17/17
72	Smith, Eric	OL	6-4	308	9/2/95	2	Virginia	Decatur, Ga.	FA-21	1/0
22	Thompson, Deionte	S	6-1	195	2/11/97	4	Alabama	Orange, Texas	D5-19	17/0
34	Thompson, Jalen	S	5-11	190	7/18/98	4	Washington State	Downey, Calif.	SD5-19	17/12
47	Turner, Ezekiel	LB	6-2	214	6/9/96	5	Washington	Pasadena, Md.	FA-18	5/0
51	Vallejo, Tanner	LB	6-1	230	12/16/94	6	Boise State	Penn Valley, Calif.	FA-19	10/2
57	Vigil, Nick	LB	6-2	235	8/20/93	7	Utah State	Plain City, Utah	UFA(Min)-22	16/12*
59	Walker, Joe	LB	6-2	236	12/11/92	6	Oregon	Palos Verdes, Calif.	FA-21	12/0
29	Ward, Jonathan	RB	6-0	202	9/30/97	3	Central Michigan	Kankakee, Ill.	FA-20	13/0
28	Washington, Charles	S	5-10	192	3/10/93	6	Fresno State	Inglewood, Calif.	W(Det)-19	7/0
99	Watt, J.J.	DL	6-5	288	3/22/89	12	Wisconsin	Pewaukee, Wis.	FA-21	7/7
84	Wells, David	TE	6-6	260	5/2/95	2	San Diego State	Fresno, Calif.	FA-21	3/1
13	Wesley, Antoine	WR	6-4	206	10/22/97	2	Texas Tech	Cibolo, Texas	FA-21	2/0
39	Whittaker, Jace	CB	5-11	185	7/16/95	2	Arizona	Oceanside, Calif.	FA-20	15/4
38	Wiggins, James	S	5-11	209	4/26/97	2	Cincinnati	Miami, Fla.	D7a-21	3/0
24	Williams, Darrel	RB	5-11	224	4/15/95	5	LSU	Marrero, La.	FA-22	17/5
87	Williams, Maxx	TE	6-4	252	4/12/94	8	Minnesota	Waconia, Minn.	UFA(Bal)-19	5/7*
20	Wilson, Marco	CB	6-0	191	3/3/99	2	Florida	Fort Lauderdale, Fla.	D4-21	14/13
81	Yelder, Deon	TE	6-4	255	3/6/95	5	Western Kentucky	Louisville, Ky.	FA-22	3/0*

## ARIZONA CARDINALS

\* Anderson played 17 games with Los Angeles Chargers; Blake played 16 games with Atlanta; Brooks last active with Baltimore in '20; Brown played 16 games with Baltimore; Dickerson last active with Tennessee in '20; Ertz played 11 games with Arizona and six with Philadelphia; Hernandez played 17 games with New York Giants; Keke played 12 games with Green Bay; Lemonier played seven games with Detroit; McSorley active with Baltimore but did not play; Vigil played 16 games with Minnesota; D.Williams played 17 games with Kansas City; Yelder played three games with Tampa Bay.

t – Cardinals traded for Brown (BAL).

Players lost through unrestricted free agency (four)—RB Chase Edmonds (MIA, 12 games in '21); WR Christian Kirk (JAC, 17); LB Chandler Jones (LV, 15); OL Max Garcia (NYG, 15).

Also played with Cardinals in '21—CB Robert Alford (13 games), S Chris Banjo (16), LS Beau Brinkley (three), TE Darrell Daniels (15), LB Kylie Fitts (six), TE Demetrius Harris (14), LB Jordan Hicks (17), DL Zach Kerr (three), DL Corey Peters (14), DL Jordan Phillips (nine), QB Chris Streveler (two), TE Ross Travis (three), LB Tahir Whitehead (three), P Ryan Winslow (one), OL Brian Winters (two).

## FIRST-YEAR ROSTER

Name	Pos.	Ht.	Wt.	Birthdate	College	Hometown	How Acq.
Baccellia, Andre (1)	WR	5-10	175	1/7/97	Washington	Thousand Oaks, Calif.	FA-21
Baker Jr., Darrell	CB	6-1	190	3/27/98	Georgia Southern	Hephziba, Ga.	FA
Cooney, Nolan (1)	P	6-3	202	9/18/96	Syracuse	Summit, N.J.	FA
Daley, Tae	S	6-1	201	10/8/98	Virginia Tech	Warner Robins, Ga.	FA
Guarantano, Jarrett	QB	6-3	219	11/14/97	Washington State	Lodi, N.J.	FA
Hagan, Javon (1)	S	6-0	215	2/22/97	Ohio	Jacksonville, Fla.	FA-21
Hayes, Marquis	OL	6-5	318	2/14/99	Oklahoma	St. Louis, Mo.	D7c
Ingram, Keaontay	RB	6-0	221	10/26/99	Southern California	Carthage, Texas	D6a
Jones, Manny	DL	6-4	290	6/6/99	Colorado State	Colorado State	FA
Kirklin, Jontre	WR	6-0	184	10/9/98	LSU	Lutcher, La.	FA
Ledbetter, Jonathan (1)	DL	6-4	282	9/12/97	Georgia	Tucker, Ga.	FA-21
Long, Greg	OL	6-3	304	6/21/97	Purdue	El Paso, Texas	FA
Luketa, Jesse	LB	6-3	253	1/15/99	Penn State	Ottawa, Ontario	D7b
Matthew, Christian	CB	6-2	195	10/26/96	Valdosta State	Columbus, Ga.	D7a
McBride, Trey	TE	6-4	246	11/22/99	Colorado State	Fort Morgan, Colo.	D2
Ndubuisi, Haggai Chisom	OL	6-6	298	10/15/00	(no college)	Enugu State, Nigeria	FA
Payton, JaVonita	WR	6-0	175	10/7/98	Tennessee	Nashville, Tenn.	FA
Pierce Jr., Chris	TE	6-3	230	11/2/98	Vanderbilt	Smithfield, Va.	FA
Pledger, T.J.	RB	5-9	196	2/24/00	Utah	Pacoima, Calif.	FA
Rivers, Ronnie	RB	5-8	195	1/31/99	Fresno State	Brentwood, Calif.	FA
Sanders, Myjai	LB	6-5	248	7/12/98	Cincinnati	Jacksonville, Fla.	D3b
Seikovits, Bernhard (1)	TE	6-5	262	7/24/97	(no college)	Vienna, Austria	FA-21
Smart, Jared	WR	6-0	190	2/21/99	Hawaii	Dublin, Calif.	FA
Smith, Lecitus	OL	6-3	314	7/13/98	Virginia Tech	Fitzgerald, Ga.	D6b
Thomas, Cameron	LB	6-4	267	7/1/00	San Diego State	Carlsbad, Calif.	D3a
Wooten, Chandler	LB	6-3	232	4/25/99	Auburn	Acworth, Ga.	FA

The term **NFL Rookie** is defined as a player who is in his first season of professional football and has not been on the roster of another professional football team for any regular-season or postseason games. A **Rookie** is designated by an "R" on NFL rosters. Players who have been active in another professional football league or players who have NFL experience, including either preseason training camp or being on an Active List or Inactive List, or on Reserve/Injured or Reserve/Physically Unable to Perform for fewer than six regular-season games, are termed **NFL First-Year Players**. An **NFL First-Year Player** is designated by a "1" on NFL rosters. Thereafter, a player is credited with an additional year of experience for each season in which he accumulates six games on the Active List or Inactive List, or on Reserve/Injured or Reserve/Physically Unable to Perform.

Log on to [www.azcardinals.com](http://www.azcardinals.com) for an up-to-date roster.

# ATLANTA FALCONS



National Football Conference  
South Division

4400 Falcon Parkway  
Flowers Branch, GA 30542  
Telephone: (770) 965-3115

Team Colors: Black, Red, Silver and White

## 2022 SCHEDULE

### PRESEASON

Aug. 12	at Detroit	6:00 PM
Aug. 22	at N.Y. Jets	8:00 PM
Aug. 27	Jacksonville	3:00 PM

### REGULAR SEASON

Sept. 11	New Orleans	1:00 PM
Sept. 18	at L.A. Rams	4:05 PM
Sept. 25	at Seattle	4:25 PM
Oct. 2	Cleveland	1:00 PM
Oct. 9	at Tampa Bay	1:00 PM
Oct. 16	San Francisco	1:00 PM
Oct. 23	at Cincinnati	1:00 PM
Oct. 30	Carolina	1:00 PM
Nov. 6	L.A. Chargers	1:00 PM
Nov. 10	at Carolina (Thu)	8:15 PM
Nov. 20	Chicago	1:00 PM
Nov. 27	at Washington	1:00 PM
Dec. 4	Pittsburgh	1:00 PM
BYE		
Dec. 17/18	at New Orleans	TBD
Dec. 24	at Baltimore (Sat)	1:00 PM
Jan. 1	Arizona	1:00 PM
Jan. 7/8	Tampa Bay	TBD

*\*All times ET*

**Stadium:** Mercedes-Benz Stadium  
1 AMB Drive  
Atlanta, GA 30313

**Opened:** 2017  
**Capacity:** 71,000 (expandable to 75,000)  
**Playing Surface:** FieldTurf

### Training Camp:

Atlanta Falcons  
4400 Falcon Parkway  
Flowers Branch, GA 30542

## CLUB OFFICIALS

Owner and Chairman, Blank Family of Businesses: Arthur M. Blank  
Chief Executive Officer, AMB Sports & Entertainment: Steve Cannon  
President & CEO, Atlanta Falcons: Rich McKay  
General Manager: Terry Fontenot  
EVP, Chief Financial & Administrative Officer, AMB Sports & Entertainment: Greg Beadles  
EVP, Chief Brand, CSR and Strategic Communications Officer at Blank Family of Businesses/AMBSE: Brett Jewkes  
Chief Information Officer, AMB Sports & Entertainment: Danny Branch  
Senior Vice President & Chief Human Resources Officer, AMB Sports & Entertainment: Timothy Goodly  
Senior Vice President, Chief Revenue Officer, AMB Sports & Entertainment: Tim Zulawski  
Senior Vice President & General Counsel, AMB Sports & Entertainment: Joe Pierce  
Chief Operating Officer, AMB Sports & Entertainment: Dietmar Exler  
Vice President of Football Communications: David Bassity  
SVP, Marketing Communications, AMB Sports & Entertainment: Ryan Mucatel  
Vice President, Fan Experience, AMB Sports & Entertainment: Harry Hynekamp  
Vice President, Events & Game Experience, AMB Sports & Entertainment: Tameka Rish  
Vice President, Sales and Service, AMB Sports & Entertainment: Don Rovak  
Vice President, Security, AMB Sports & Entertainment: Joe Coomer  
Vice President, Technology, Data and Analytics: Karl Pierburg  
Vice President, Business Strategy: Gordon Barfield  
Vice President, Community Relations: Chris Millman  
Vice President, Corporate Partner Sales & Activation: Mace Aluia  
Vice President, Finance: Kevin Strada  
Vice President, Operations: Spencer Treadwell  
Vice President, Corporate Marketing & Communications, AMB Sports & Entertainment: Heather Sautter  
Vice President of Player Personnel: Kyle Smith  
Director of College Scouting: Anthony Robinson  
Assistant Director of College Scouting: Dwaune Jones  
Senior Personnel Executives: Phil Emery, Ryan Pace, Ruston Webster  
Director, Football Communications: Matt Haley  
Director of Sports Medicine: Jake Pfeil  
Head Team Physician: Kyle Hammond  
Strength and Conditioning Coach: Dr. Thomas Stallworth  
Assistant Strength & Conditioning Coach: Roderick Moore Jr., Bobby Thomas  
Director of Coaching Operations: Brian Griffin  
Asst. Director of Coaching Operations: Sarah Hogan  
Assistant Athletic Trainer: Danny Long  
Physical Therapist, Assistant Athletic Trainer: Jamal Randall Sr.  
Assistant Athletic Trainer: Ari Cowen  
Sports Registered Dietician: Steven Benjamin  
Senior Pro Scout: Rob Kiesel  
Pro Scouts: Reese Hicks, Peniel Jean  
National Scouts: Tokunbo Abanikanda, Michael Ross  
Area Scouts: Joel Collier, Ryan Doyal, Dante Fargnoli, Shepley Heard, Richard Sanders  
BLESTO Scout: Benjamin Martinez  
Scouting Assistants: Rushell Harvey, Kjahna O  
Senior Director of Football Administration: Chris Olsen  
Manager of Football Administration: Kirsten Grohs  
Football Communications Coordinator: John Deighton

## COACHING HISTORY

(379-487-6)

*Records include postseason games*

1966-68	Norb Hecker*	4-26-1
1968-74	Norm Van Brocklin**	37-49-3
1974-76	Marion Campbell***	6-19-0
1976	Pat Pepler	3-6-0
1977-82	Leeman Bennett	47-44-0
1983-86	Dan Henning	22-41-1
1987-89	Marion Campbell***	11-32-0
1989	Jim Hanifan	0-4-0
1990-93	Jerry Glanville	28-38-0
1994-96	June Jones	19-30-0
1997-2003	Dan Reeves#	52-61-1
2003	Wade Phillips	2-1-0
2004-06	Jim Mora	27-23-0
2007	Bobby Petrino##	3-10-0
2007	Emmitt Thomas	1-2-0
2008-14	Mike Smith	67-50-0
2015-20	Dan Quinn###	46-39-0
2020	Raheem Morris	4-7-0
2021-	Arthur Smith	7-10-0

\*Released after three games in 1968  
\*\*Released after eight games in 1974  
\*\*\*Released after five games in 1976  
\*\*\*\*Retired after 12 games in 1989  
#Released after 13 games in 2003  
##Resigned after 13 games in 2007  
###Released after five games in 2020

## PAID ATTENDANCE, 2021

Home 519,530 Away 598,688  
Total 1,118,198  
Single-game home record, 71,838 (12/31/17)  
Single-season home record, 569,081 (2018)

## 2022 DRAFT CHOICES

Rd	Name	Pos	College
1	Drake London	WR	Southern Calif.
2	Arnold Ebiketie	LB	Penn St.
2	Troy Andersen	LB	Montana St.
3	Desmond Ridder	QB	Cincinnati
3	DeAngelo Malone	LB	W. Kentucky
5	Tyler Allgeier	RB	Brigham Young
6	Justin Shaffer	G	Georgia
6	John FitzPatrick	TE	Georgia

# ATLANTA FALCONS

## 2021 TEAM RECORD

### REGULAR SEASON (7-10)

Date	Opponent	Result
Sept. 12	PHILADELPHIA	L 6-32
Sept. 19	at Tampa Bay	L 25-48
Sept. 26	at N.Y. Giants	W 17-14
Oct. 3	WASHINGTON	L 30-34
Oct. 10	N.Y. JETS	W 27-20
Oct. 24	at Miami	W 30-28
Oct. 31	CAROLINA	L 13-19
Nov. 7	at New Orleans	W 27-25
Nov. 14	at Dallas	L 3-43
Nov. 18	NEW ENGLAND	L 0-25
Nov. 28	at Jacksonville	W 21-14
Dec. 5	TAMPA BAY	L 17-30
Dec. 12	at Carolina	W 29-21
Dec. 19	at San Francisco	L 13-31
Dec. 26	DETROIT	W 20-16
Jan. 2	at Buffalo	L 15-29
Jan. 9	NEW ORLEANS	L 20-30

### SCORE BY PERIODS

Team	54	131	58	70	0	—	313
Opponents	84	134	96	145	0	—	459

## 2021 TEAM STATISTICS

	Team	Opp.
Total First Downs	306	383
Rushing	75	143
Passing	196	214
Penalty	35	26
3rd Down: Made/Att	82/211	105/217
3rd Down Pct.	38.9	48.4
4th Down: Made/Att	10/24	11/22
4th Down Pct.	41.7	50.0
Possession Avg.	28:10	31:50
Total Net Yards	5164	6194
Avg. Per Game	303.8	364.4
Total Plays	1006	1114
Avg. Per Play	5.1	5.6
Net Yards Rushing	1451	2242
Avg. Per Game	85.4	131.9
Total Rushes	393	519
Net Yards Passing	3713	3952
Avg. Per Game	218.4	232.5
Sacked/Yards Lost	40/274	18/152
Gross Yards	3987	4104
Att./Completions	573/377	577/391
Completion Pct.	65.8	67.8
Had Intercepted	15	12
Punts/Average	66/45.4	53/46.9
Net Punting Avg.	66/40.3	53/42.2
Penalties/Yards	92/753	118/956
Fumbles/Ball Lost	24/11	22/8
Touchdowns	33	55
Rushing	11	19
Passing	20	31
Returns	2	5

## 2021 INDIVIDUAL STATISTICS

PASSING	Att	Cmp	Yds	Cmp%	Yds/Att	TD	TD%	Int	Int%	LG	Sk/Lost	Rtng
Ryan	560	375	3968	67.0	7.09	20	3.6	12	2.1	64	40/274	90.4
Rosen	11	2	19	18.2	1.73	0	0.0	2	18.2	14	0/0	0.0
Franks	1	0	0	0.0	0.00	0	0.0	0	1100.0	---	0/0	0.0
Patterson	1	0	0	0.0	0.00	0	0.0	0	0.0	---	0/0	39.6
Team	573	377	3987	65.8	6.96	20	3.5	15	2.6	64	40/274	86.6
Opponents	577	391	4104	67.8	7.11	31	5.4	12	2.1	38	18/152	97.4

TD	TD	TD	TOT	Ru	Rec	Rt	PAT	FG	Saf	Pts
Koo	0	0	0	0	30/30	27/29	0	111		
Patterson	11	6	5	0			0	66		
M.Davis	4	3	1	0			0	24		
Gage	4	0	4	0			0	24		
Hurst	3	0	3	0			0	18		
Zaccheaus	3	0	3	0			0	18		
Ridley	2	0	2	0			0	12		
Ryan	1	1	0	0			0	8		
Davidson	1	0	0	1			0	6		
Ollison	1	1	0	0			0	6		
K.Pitts	1	0	1	0			0	6		
L.Smith	1	0	1	0			0	6		
Walker	1	0	0	1			0	6		
Team	33	11	20	2	30/30	27/29	1	313		
Opponents	55	19	31	5	39/45	26/28	0	459		

2-Pt Conv: Ryan. Team 1-3. Opponents 0-0.

RUSHING	No.	Yds	Avg	LG	TD
Patterson	153	618	4.0	39	6
M.Davis	138	503	3.6	18	3
Ollison	21	105	5.0	19t	1
Gallman	28	104	3.7	17	0
Ryan	40	82	2.1	17	1
K.Smith	9	31	3.4	8	0
Franks	3	6	2.0	4	0
Zaccheaus	1	2	2.0	2	0
Team	393	1451	3.7	39	11
Opponents	519	2242	4.3	27	19

RECEIVING	No.	Yds	Avg	LG	TD
K.Pitts	68	1026	15.1	61	1
Gage	66	770	11.7	49t	4
Patterson	52	548	10.5	64	5
M.Davis	44	259	5.9	20	1
Zaccheaus	31	406	13.1	49	3
Ridley	31	281	9.1	22	2
Hurst	26	221	8.5	33	3
Sharpe	25	230	9.2	17	0
L.Smith	9	65	7.2	22	1
K.Smith	9	56	6.2	11	0
Hesse	5	43	8.6	17	0
Blake	4	25	6.3	8	0
Ollison	4	12	3.0	8	0
Gallman	1	21	21.0	21	0
Darby	1	14	14.0	14	0
M.Hall	1	10	10.0	10	0
Team	377	3987	10.6	64	20
Opponents	391	4104	10.5	38	31

INTERCEPTIONS	No.	Yds	Avg	LG	TD
Oluokun	3	80	26.7	56	0
Terrell	3	42	14.0	35	0
Hawkins	2	11	5.5	11	0
Harmon	2	0	0.0	0	0
Walker	1	66	66.0	66t	1
Davidson	1	3	3.0	3t	1
Team	12	202	16.8	66t	2
Opponents	15	118	7.9	35t	3

PUNTING	No.	Yds	Avg	Net Bt	In20	LG	B
Morstead	22	1015	46.1	41.0	2	11	64
Colquitt	23	1096	47.7	40.6	1	7	66
Nizialek	18	817	45.4	39.8	2	6	62
Koo	2	70	35.0	35.0	0	0	45
Team	66	2998	45.4	40.3	5	24	66
Opponents	53	2485	46.9	42.2	3	23	60

PUNT RETURNS	Ret	FC	Yds	Avg	LG	TD
A.Williams	20	12	153	7.7	23	0
Zaccheaus	3	2	36	12.0	17	0
Team	23	14	189	8.2	23	0
Opponents	26	17	235	9.0	26	0

KICKOFF RETURNS	No.	Yds	Avg	LG	TD
A.Williams	23	490	21.3	38	0
Patterson	18	434	24.1	32	0
K.Smith	2	26	13.0	16	0
Zaccheaus	2	41	20.5	24	0
Bates	1	8	8.0	8	0
Team	46	999	21.7	38	0
Opponents	34	810	23.8	101t	1

FIELD GOALS	1-19	20-29	30-39	40-49	50+
Koo	0/0	8/8	9/9	6/7	4/5
Team	0/0	8/8	9/9	6/7	4/5
Opponents	0/0	8/8	11/12	3/4	4/4

SACKS	No.
Fowler	4.5
Jones	2.0
Oluokun	2.0
Tuioti-Mariner	2.0
Davidson	1.0
D. Hall	1.0
Jarrett	1.0
Ogundeji	1.0
Terrell	1.0
Vaughters	1.0
(Team)	1.0
E.Harris	0.5
Team	18.0
Opponents	40.0

## ATLANTA FALCONS

## 2022 COACHING STAFF

**Arthur Smith, Head Coach**

**Pro Career:** Arthur Smith was named the 18th head coach in Atlanta Falcons history on Jan. 15, 2021. In his first season, Atlanta finished with a 7-10 record, including a 7-2 record in one-score games. He previously served as the Tennessee Titans offensive coordinator for two seasons (2019-20). During that span, Smith orchestrated one of the NFL's top offenses, with the Titans leading the league in red-zone touchdown percentage (75.2), ranking fifth points per game (27.9) and fifth in total offense (379.6 yards/game). He oversaw the second-ranked rushing attack in the NFL, averaging 153.5 yards per game on the ground. Over his two seasons at the reins of the Tennessee offense, the Titans were among the league's best in the red zone. The club's 75.6 (2019) and 75.0 (2020) red-zone touchdown percentages were the fourth- and fifth-best single-season marks by a team since 2000. In 2020, Smith's offense averaged 30.7 points per game and 491 total points which was good for fourth in the NFL and stand as the second-highest marks in team history. Career record: 7-10.

**Background:** Played offensive line at North Carolina and later joined the Tar Heels coaching staff as a graduate assistant (2006), working with the offensive line. No pro playing experience.

**Personal:** Born and raised in Memphis, Tenn., he went to high school at Georgetown Prep in North Bethesda, Md.

**ASSISTANT COACHES**

**Danny Breyer**, run game specialist. Attended Akron. No college or pro playing experience. College coach: Illinois 2009, Akron 2010-12, Indiana 2013. Pro coach: Tampa Bay Buccaneers 2016-18. Joined Falcons in 2020.

**Frank Bush**, linebackers; born in Athens, Ga. Linebacker North Carolina State 1981-84. Pro linebacker Houston Oilers 1985-86. Pro coach: Houston Oilers 1992-94, Denver Broncos 1995-2003, Arizona 2004-06, Houston Texans 2007-10, Tennessee 2011-12, St. Louis/Los Angeles Rams 2013-16, Miami Dolphins 2017-18, New York Jets 2019-20. Joined Falcons in 2021.

**Sal Conti**, football analyst. Attended Central Connecticut State and Clemson. No college or pro playing experience. College coach: Central Connecticut State 2014-17. Pro coach: Joined Falcons in 2021.

**Nick Edwards**, offensive assistant. Wide receiver Eastern Washington 2009-12. Pro wide receiver Minnesota Vikings 2013, Arizona Cardinals 2013, Seattle Seahawks 2013. College coach Eastern Washington 2014-16, California 2017-19, Cal Poly 2020-21. Pro coach: Joined Falcons in 2022.

**Gary Emanuel**, defensive line; born in New London, Conn. Offensive lineman Westchester C.C. 1976-78. No pro playing experience. College coach: Plymouth State 1981-84, Westchester 1985,

Massachusetts 1986-87, Dartmouth 1988-91, Washington State 1994-96, Purdue 1997-2004; 2010-11, San Jose State 2007, Rutgers 2008-09. Pro coach: San Francisco 49ers 2005-06, Indianapolis Colts 2012-17, New York Giants 2018-19. Joined Falcons in 2021.

**Shawn Flaherty**, football analyst. Offensive lineman Towson (Md.). No pro playing experience. College coach: N.C. State 2017-18. Pro coach: Miami Dolphins 2019-21. Joined Falcons in 2022.

**Lanier Goethie**, defensive assistant. Linebacker Mississippi 1999-2002. No pro playing experience. College coach: Delta State 2012-15, Louisiana Tech 2016-17, Duke 2018-20. Pro coach: Joined Falcons in 2021.

**Chandler Henley**, assistant offensive line; born in Littleton, Colo. Wide receiver Yale 2002-06. No pro playing experience. College coach: Vanderbilt 2014, Yale 2015-17. Pro coach: Tennessee Titans 2018-20. Joined Falcons in 2021.

**Steve Hoffman**, senior assistant; born in York, Pa.; Quarterback Dickinson College. No pro playing experience. College coach: Miami (Fla.) 1985-88. Pro coach: Dallas Cowboys 1989-2004, Atlanta Falcons 2006, Miami Dolphins 2007-08, Kansas City Chiefs 2009-11, Oakland Raiders 2012, Tennessee Titans 2013-17. Rejoined Falcons in 2021.

**Jon Hoke**, secondary; born in Kettering, Ohio. Defensive back Ball State 1976-79. Pro defensive back Chicago Bears 1980. College coach: Bowling Green State 1983-86, San Diego State 1987-88, Kent State 1994, Missouri 1994-98, Florida 1999-2001, South Carolina 2015, Maryland 2019-20. Pro coach: Houston Texans 2002-08, Chicago Bears 2009-14, Tampa Bay Buccaneers 2016-18. Joined Falcons in 2021.

**Steve Jackson**, senior offensive assistant; born in Houston, Texas. Safety Purdue. Pro safety: Houston/Tennessee Oilers/Titans 1991-99. Pro Coach: Buffalo Bills 2001-03, Washington Redskins 2004-11, Detroit Lions 2013, Tennessee Titans 2016-17, New York Jets 2018-19, Cincinnati Bengals 2020-21. Joined Falcons in 2022.

**Mario Jebraeel**, assistant offensive line. Offensive lineman Nevada-Las Vegas 2005-08. No pro playing experience. College coach: Nicholls State 2010-12, Arkansas-Monticello 2013-14, Kansas 2015-17, Abilene Christian 2018-20. Pro coach: Joined Falcons in 2021.

**Steven King**, diversity coaching intern. Running back Buffalo. No pro playing experience. College coach: Nassau C.C. 2011, Wagner College 2012-13, Nevada 2014-15, Bucknell 2016-18, North Carolina 2019-21. Pro Coach: Joined Falcons in 2022.

**Patrick Kramer**, football analyst. Quarterback John Carroll 2012-15. No pro playing experience. College coach: John Carroll 2016, Tennessee-Chattanooga 2017, Notre Dame 2018-20. Pro coach: Joined Falcons in 2021.

**Dwayne Ledford**, offensive line; born in Marion, N.C. Defensive/offensive lineman East Carolina 1995-97. Pro offensive lineman San Francisco 49ers 1999-2000 and 2003-04, Jacksonville Jaguars 2000, Carolina Panthers 2001, Cleveland Browns 2005, New Orleans Saints 2006. College coach: East Carolina 2008-09, Tennessee State 2010, Gardner-Webb 2011, Appalachian State 2012-15, North Carolina State 2016-18, Louisville 2019-20. Pro coach: Joined Falcons in 2021.

**Charles London**, quarterbacks; born in Dunwoody, Ga. Running back Duke 1993-95. No pro playing experience. College coach: Duke 2004-06, Penn State 2012-13. Pro coach: Chicago Bears 2007-09 and 2018-20, Tennessee 2011, Houston Texans 2014-17. Joined Falcons in 2021.

**Ted Monachino**, outside linebackers. Linebacker Missouri 1986-89. No pro playing experience. College coach: TCU 1996-97, James Madison 1998, Missouri State 1999, Boise State 2000, Arizona State 2001-05, Missouri 2018. Pro coach: Jacksonville Jaguars 2006-09, Baltimore Ravens 2010-15, Indianapolis Colts 2016-17, Chicago Bears 2019-20. Joined Falcons in 2021.

**Justin Peelle**, tight ends. Tight end Oregon. Pro tight end San Diego Chargers 2002-05, Miami Dolphins 2006-07, Atlanta Falcons 2008-10, San Francisco 49ers 2011. Pro coach: Philadelphia 2013-20. Joined Falcons in 2021.

**Dean Pees**, defensive coordinator; born in Dunkirk, Ohio. College coach: Findlay 1979-82, Miami (Ohio) 1983-86, Navy 1987-89, Toledo 1990-93, Notre Dame 1994, Michigan State 1995-97, Kent State (head coach, 1998-2003). Pro coach: New England Patriots 2004-09, Baltimore Ravens 2010-17, Tennessee Titans 2018-19. Joined Falcons in 2021.

**Matt Pees**, defensive assistant; born in Bowling Green, Ohio. No college or pro playing experience. Pro coach: Tennessee Titans 2018-19. Joined Falcons in 2021.

**Nick Perry**, assistant defensive backs. Safety Alabama 2010-14. No pro playing experience. College coach: Alabama 2017-20. Pro coach: Joined Falcons in 2021.

**Michael Pitre**, running backs; born in Fontana, Calif. Fullback UCLA 2003-07. No pro playing experience. College coach: Colorado 2012-13, Montana State 2014-17, Oregon State 2018-20. Pro coach: Chicago Bears 2021. Joined Falcons in 2022.

## ATLANTA FALCONS

**Dave Ragone**, offensive coordinator; born in Middleburg Heights, Ohio. Quarterback Louisville 1999-2002. Pro quarterback Houston Texans 2003-05. Pro coach: Tennessee Titans 2011-13, Washington Redskins 2015, Chicago Bears 2016-20. Joined Falcons in 2021.

**Marquice Williams**, special teams coordinator; born in Fresno, Calif. Defensive back Fresno C.C., University of Mary (N.D.). No pro playing experience. College coach: Winona State 2010, Central Oklahoma 2011, South Dakota 2012-15. Pro coach: Los Angeles Chargers 2016-18, Detroit Lions 2019-20. Joined Falcons in 2021.

**T.J. Yates**, wide receivers; born in Marietta, Ga. Quarterback North Carolina 2007-10. Pro quarterback Houston Texans 2011-13, 2015 and 2017, Atlanta Falcons 2014, Miami Dolphins 2016, Buffalo Bills 2017. Pro coach: Houston Texans 2019-20. Joined Falcons in 2021.

### RECORD HOLDERS

#### INDIVIDUAL RECORDS—CAREER

Rushing (Yds.)	Gerald Riggs, 1982-88	6,631
Passing (Yds.)	Matt Ryan, 2008-21	59,735
Passing (TDs)	Matt Ryan, 2008-21	367
Receiving (No.)	Julio Jones, 2011-20	848
Receiving (Yds.)	Julio Jones, 2011-20	12,896
Interceptions	Rolland Lawrence, 1973-80	39
Punting (Avg.)	Matt Bosher, 2011-19	45.7
Punt Return (Avg.)	Darrien Gordon, 2001	14.1
Kickoff Return (Avg.)	Darrick Vaughn, 2000-01	25.7
Field Goals	Matt Bryant, 2009-19	259
Touchdowns (Tot.)	Roddy White, 2005-15	63
Points	Matt Bryant, 2009-19	1,163
Sacks*	John Abraham, 2006-12	68.5

#### INDIVIDUAL RECORDS—SINGLE SEASON

Rushing (Yds.)	Jamal Anderson, 1998	1,846
Passing (Yds.)	Matt Ryan, 2016	4,944
Passing (TDs)	Matt Ryan, 2016	38
Receiving (No.)	Julio Jones, 2015	136
Receiving (Yds.)	Julio Jones, 2015	1,871
Interceptions	Scott Case, 1988	10
Punting (Avg.)	Matt Bosher, 2012	47.5
Punt Return (Avg.)	Darrien Gordon, 2001	14.1
Kickoff Return (Avg.)	Darrick Vaughn, 2000	27.7
Field Goals	Younghoe Koo, 2020	37
Touchdowns (Tot.)	Michael Turner, 2008	17
Points	Matt Bryant, 2016	158
Sacks*	John Abraham, 2008	16.5

#### INDIVIDUAL RECORDS—SINGLE GAME

Rushing (Yds.)	Michael Turner, 9-7-08	220
Passing (Yds.)	Matt Ryan, 10-2-16	503
Passing (TDs)	Wade Wilson, 12-13-92	5
	Matt Ryan, 9-23-18	5
Receiving (No.)	William Andrews, 11-15-81	15
Receiving (Yds.)	Julio Jones, 10-2-16	300
Interceptions	Many times	2
	Last time by Robert Alford, 10-2-16	
Field Goals	Norm Johnson, 11-13-94	6
Touchdowns (Tot.)	T.J. Duckett, 12-12-04	4
	Michael Turner, 11-23-08	4
Points	T.J. Duckett, 12-12-04	24
	Michael Turner, 11-23-08	24
Sacks*	Adrian Clayborn, 11-12-17	6.0

\*Sacks became an official statistic in 1982

## ATLANTA FALCONS

## 2022 VETERAN ROSTER

No.	Name	Pos.	Ht.	Wt.	Birthdate	NFL Exp.	College	Hometown	How Acq.	'21 Games/ Starts
83	Allison, Geronimo	WR	6-3	202	01-18-94	5	Illinois	Tampa, Fla.	FA-22	3/1*
25	Armstrong, Cornell	DB	6-0	185	09-22-95	4	Southern Mississippi	Bassfield, Miss.	FA-21	0*
39	Ballentine, Corey	CB	6-0	191	04-13-96	3	Washburn	Topeka, Kan.	FA-22	4/0*
56	Bell, Quinton	OLB	6-4	253	05-09-96	2	Prairie View A&M	Long Beach, Calif.	FA-21	0*
49	Brailford, Jordan	OLB	6-3	252	10-09-95	2	Oklahoma State	Tulsa, Okla.	FA-21	0*
44	Brinkley, Beau	LS	6-4	260	01-25-90	10	Missouri	Kearney, Mo.	FA-22	3/0*
14	Byrd, Damiere	WR	5-9	175	01-27-93	6	South Carolina	Sicklerville, N.J.	UFA(Chi)-22	17/4*
9	Carter, Lorenzo	OLB	6-5	255	12-10-95	5	Georgia	Norcross, Ga.	UFA(NYG)-22	14/14*
65	Coward, Rashaad	OL	6-5	319	11-06-94	4	Old Dominion	Brooklyn, N.Y.	FA-22	5/0*
67	Dalman, Drew	OL	6-3	300	10-15-98	2	Stanford	Salinas, Calif.	D4b-21	17/0
88	Darby, Frank	WR	6-3	200	09-08-97	2	Arizona State	Jersey City, N.J.	D6-21	10/0
90	Davidson, Marlon	DL	6-3	278	05-11-98	3	Auburn	Greenville, Ala.	D2-20	11/1
89	Edwards, Bryan	WR	6-3	215	11-13-98	3	South Carolina	Conway, S.C.	T(LV)-22	16/12*
48	Etheridge, Dorian	ILB	6-3	230	11-21-98	2	Louisville	Charleston, W.Va.	FA-21	7/0
54	Evans, Rashaan	LB	6-2	232	11-08-95	5	Alabama	Auburn, Ala.	UFA(Ten)-22	12/11*
86	Firkser, Anthony	TE	6-2	246	02-19-95	5	Harvard	Manalapan, N.J.	UFA(Ten)-22	15/1*
28	Ford, Mike	CB	6-0	198	08-04-95	4	Southeast Missouri State	Alton, Ill.	UFA(Den)-22	13/0*
15	Franks, Feleipe	QB	6-6	228	12-22-97	2	Arkansas	Crawfordville, Fla.	FA-21	9/0
66	Gossett, Colby	OL	6-5	330	06-23-95	3	Appalachian State	Cumming, Ga.	W(Cle)-21	15/0
95	Graham, Ta'Quon	DL	6-4	294	12-01-98	2	Texas	Temple, Texas	D5a-21	13/5
27	Grant, Richie	S	6-0	194	11-09-97	2	Central Florida	Fort Walton Beach, Fla.	D2-21	16/0
34	Hall, Darren	CB	6-0	190	05-02-00	2	San Diego State	Pasadena, Calif.	D4a-21	14/1
23	Harris, Erik	S	6-2	220	04-02-90	6	California (Pa.)	New Oxford, Pa.	FA-22	12/12
32	Hawkins, Jaylinn	S	6-1	208	08-27-97	3	California	Buena Park, Calif.	D4b-20	14/4
29	Hayward Jr., Casey	CB	5-11	192	09-09-89	10	Vanderbilt	Perry, Ga.	UFA(LV)-22	17/17*
61	Hennessy, Matt	OL	6-4	295	11-17-97	3	Temple	Bardonia, N.Y.	D3-20	17/17
46	Hesse, Parker	TE	6-3	261	05-26-95	2	Iowa	Waukon, Iowa	FA-21	8/1
12	Hodge, KhaDarel	WR	6-2	205	01-03-95	4	Prairie View A&M	D'Lo, Miss.	UFA(Det)-22	16/1*
74	Ifedi, Germain	OL	6-5	334	06-02-94	6	Texas A&M	Houston, Texas	UFA(Chi)-22	9/9*
97	Jarrett, Grady	DL	6-0	305	04-28-93	8	Clemson	Conyers, Ga.	D5-15	17/17
45	Jones, Deion	ILB	6-1	222	11-04-94	7	LSU	New Orleans, La.	D2-16	16/16
7	Koo, Younghoe	K	5-10	195	08-03-94	5	Georgia Southern	Seoul, South Korea	FA-19	17/0
53	Kwiatkowski, Nick	ILB	6-2	242	05-26-93	7	West Virginia	Bethel Park, Pa.	FA-22	8/0*
63	Lindstrom, Chris	G	6-4	307	02-28-97	4	Boston College	Dudley, Mass.	D1a-19	17/17
1	Mariota, Marcus	QB	6-4	222	10-30-93	7	Oregon	Honolulu, Hawaii	UFA(LV)-22	10*
21	Marlowe, Dean	S	6-1	203	07-25-92	7	James Madison	Queens, N.Y.	UFA(Det)-22	16/9*
70	Matthews, Jake	T	6-5	309	02-11-92	9	Texas A&M	Missouri City, Texas	D1-14	17/17
77	Mayfield, Jalen	OL	6-5	320	05-23-00	2	Michigan	Grand Rapids, Mich.	D3-21	16/16
76	McGary, Kaleb	T	6-6	306	02-22-95	4	Washington	Fife, Wash.	D1b-19	16/16
33	McNichols, Jeremy	RB	5-9	214	12-26-95	3	Boise State	Santa Margarita, Calif.	FA-22	14/0*
92	Ogundeji, Adelokunbo	OLB	6-4	268	10-09-98	2	Notre Dame	West Bloomfield, Mich.	D5b-21	16/11
26	Oliver, Isaiah	CB	6-0	210	09-30-96	5	Colorado	Goodyear, Ariz.	D2-18	4/3
30	Ollison, Qadree	RB	6-1	232	09-08-96	3	Pittsburgh	Niagara Falls, N.Y.	FA-21	8/0
84	Patterson, Cordarrelle	RB	6-2	227	03-17-91	10	Tennessee	Rock Hill, S.C.	UFA(Chi)-21	16/13
8	Pitts, Kyle	TE	6-6	245	10-06-00	2	Florida	Philadelphia, Pa.	D1-21	17/15
38	Pitts, Lafayette	CB	5-11	195	09-24-92	4	Pittsburgh	Duquesne, Pa.	FA-21	0/0
18	Ridley, Calvin	WR	6-1	190	12-20-94	4	Alabama	Fort Lauderdale, Fla.	D1-18	5/5*
94	Rush, Anthony	DL	6-4	361	09-01-96	4	Alabama-Birmingham	Raleigh, N.C.	FA-21	10/5
40	Smith, Keith	FB	6-0	240	04-08-92	9	San Jose State	Covina, Calif.	FA-19	17/8
41	Tabor, Teez	CB	6-0	201	12-31-95	3	Florida	Washington, D.C.	FA-22	6/1*
19	Tate, Auden	WR	6-5	228	03-02-97	4	Florida State	Irmo, S.C.	UFA(Cin)-22	7/0*
96	Taylor, Vincent	DL	6-3	311	01-05-94	6	Oklahoma State	New Orleans, La.	UFA(Hou)-22	1/1*
24	Terrell, A.J.	CB	6-1	195	09-23-98	3	Clemson	Atlanta, Ga.	D1-20	16/16
91	Thurman, Nick	DL	6-4	305	06-12-95	2	Houston	Houston, Texas	FA-21	1/0
3	Walker, Mykal	ILB	6-3	230	08-28-97	3	Fresno State	Sacramento, Calif.	D4a-20	17/2
79	Wilkinson, Elijah	OL	6-6	322	02-10-95	5	Massachusetts	Downingtown, Pa.	UFA(Chi)-22	12/1*
35	Williams, Avery	RB	5-9	195	07-15-98	2	Boise State	Pasadena, Calif.	D5c-21	15/1
6	Williams, Damien	WR	5-11	225	04-03-92	7	Oklahoma	San Diego, Calif.	UFA(Chi)-22	12/2*
17	Zaccheaus, Olamide	WR	5-8	193	07-23-97	4	Virginia	Plainfield, N.J.	FA-19	17/8

## ATLANTA FALCONS

\* Allison played three games with Detroit; Armstrong last active with Houston in '20; Ballentine played four games with Detroit; Bell last active with Tampa Bay in '20; Brailford last active with Minnesota in '20; Brinkley played three games with Arizona and placed on reserve/injured (prior to cut to 53) in May 2022; Byrd played 17 games with Chicago; Carter played four games with New York Giants; Coward played five games with Pittsburgh; Edwards played 16 games with Las Vegas; Evans played 12 games with Tennessee; Firksler played 15 games with Tennessee; Ford played 13 games with Denver; Hayward played 17 games with Las Vegas; Hodge played 16 games with Detroit; Ifedi played nine games with Chicago; Kwiatkoski played eight games with Las Vegas; Mariota played 10 games with Las Vegas; Marlowe played 16 games with Detroit; McNichols played 14 games with Tennessee; Ridley placed on reserve/suspended by commissioner (at least one year) in March 2022; Tabor played six games with Chicago; Tate played seven games with Cincinnati; Taylor played one game with Houston; Wilkinson played 12 games with Chicago; D.Williams played 12 games with Chicago.

t - Falcons traded for Edwards (LV).

Players lost through unrestricted free agency (eight): RB Mike Davis (BAL, 17 games in '21); DE Dante Fowler (DAL, 14); WR Russell Gage (TB, 14); S Duron Harmon (LV, 17); LS Josh Harris (LAC, 17); TE Hayden Hurst (CIN, 13); P Thomas Morstead (MIA, seven); LB Foyesade Oluokun (JAC, 17).

Also played with Falcons in '21—Josh Andrews (two games), Darren Bates (seven), Christian Blake (16), Jonathan Bullard (nine), Dustin Colquitt (six), Brandon Copeland (16), Tyeler Davison (12), Emmanuel Ellerbee (four), Wayne Gallman (six), Marvin Hall (two), T.J. Green (six), Luther Kirk (one), Rick Leonard (two), Steven Means (14), Fabian Moreau (16), Cameron Nizialek (four), Mike Pennel (10), Josh Rosen (four), Matt Ryan (17), Tajae Sharpe (15), Lee Smith (16), Jason Spriggs (15), Austin Trammell (two), Jacob Tuoti-Mariner (six), James Vaughters (10), Shawn Williams (six), Chris Williamson (five).

### FIRST-YEAR ROSTER

Name	Pos.	Ht.	Wt.	Birthdate	College	Hometown	How Acq.
Alford, Dee	DB	5-11	175	11-05-97	Tusculum	Griffin, Ga.	FA
Allgeier, Tyler	RB	5-10	224	04-15-00	Brigham Young	Fontana, Calif.	D5
Andersen, Troy	ILB	6-4	243	04-23-99	Montana State	Dillon, Mt.	D2b
Bernhardt, Jared	WR	6-1	195	09-12-97	Ferris State	Longwood, Fla.	FA
Berryhill, Stanley	WR	5-9	182	06-09-98	Arizona	Tucson, Ariz.	FA
Deng, Kuony	OLB	6-6	240	08-17-99	California	Aldie, Va.	FA
Ebiketie, Arnold	OLB	6-2	250	01-23-99	Penn State	Silver Spring, Md.	D2a
Fisk, Tucker	TE	6-4	285	01-19-99	Stanford	Davis, Calif.	FA
FitzPatrick, John	TE	6-7	250	03-09-00	Georgia	Atlanta, Ga.	D6b
Hankins, Matt	CB	6-1	185	02-22-99	Iowa	Lewisville, Texas	FA
Hawkins, Brad	S	6-1	221	07-26-98	Michigan	Camden, N.J.	FA
Horne, Timothy	DL	6-5	321	10-25-97	Kansas State	Wadesboro, N.C.	FA
Huntley, Caleb (1)	RB	5-10	229	09-15-98	Ball State	Atlanta, Ga.	FA-21
James, Tyshaun	WR	6-2	214	06-22-99	Central Connecticut	Middletown, Conn.	FA
Kirk, Luther (1)	CB	6-2	197	11-07-96	Illinois State	Garland, Texas	FA-21
Landman, Nathan	ILB	6-3	235	11-19-98	Colorado	Danville, Calif.	FA
Lenius, Brayden	TE	6-5	220	12-19-96	Washington	Regina, Saskatchewan, Canada	FA
Leonard, Rick (1)	OL	6-7	311	11-22-96	Florida State	Middletown, Md.	FA-21
London, Drake	WR	6-4	219	07-24-01	Southern California	Moorpark, Calif.	D1
Maggio, Dom (1)	P	6-1	192	04-23-98	Wake Forest	Monkton, Md.	FA-21
Malone, DeAngelo	OLB	6-3	243	07-12-99	Western Kentucky	Atlanta, Ga.	D3b
McCullough, Liam (1)	LS	6-2	249	06-05-97	Ohio State	Columbus, Ohio	FA
Neuzil, Ryan (1)	OL	6-3	290	07-31-97	Appalachian State	Bradenton, Fla.	FA-21
Raine, John (1)	TE	6-2	230	03-27-98	Northwestern	Miami, Fla.	FA-21
Ridder, Desmond	QB	6-4	215	08-31-99	Cincinnati	Louisville, Ky.	D3a
Rodgers, Bryce	DL	6-2	309	04-07-98	California Davis	East Palo Alto, Calif.	FA
Shaffer, Justin	OL	6-4	330	06-20-98	Georgia	Ellenwood, Ga.	D6a
Smith, Rashad (1)	LB	6-1	224	04-20-97	Florida Atlantic	Florida City, Fla.	FA-21
Tangelo, Derrick	DL	6-1	296	05-14-99	Penn State	Gaithersburg, Md.	FA
Trammell, Austin (1)	WR	5-10	185	07-04-98	Rice	Spring, Texas	FA-21
Vernon, Seth	P	6-5	230	04-06-99	Portland State	Santa Rosa, Calif.	FA
Vrabel, Tyler	OL	6-6	315	06-24-00	Boston College	Bellaire, Texas	FA
Watson, Leroy	OL	6-5	270	06-10-98	Texas-San Antonio	Snellville, Ga.	FA
Webb, Tre	DB	6-2	202	05-09-98	Montana State	Riverside, Calif.	FA

The term NFL Rookie is defined as a player who is in his first season of professional football and has not been on the roster of another professional football team for any regular-season or postseason games. A Rookie is designated by an "R" on NFL rosters. Players who have been active in another professional football league or players who have NFL experience, including either preseason training camp or being on an Active List or Inactive List, or on Reserve/Injured or Reserve/Physically Unable to Perform for fewer than six regular-season games, are termed NFL First-Year Players. An NFL First-Year Player is designated by a "1" on NFL rosters. Thereafter, a player is credited with an additional year of experience for each season in which he accumulates six games on the Active List or Inactive List, or on Reserve/Injured or Reserve/Physically Unable to Perform.

Log on to [www.atlantafalcons.com](http://www.atlantafalcons.com) for an up-to-date roster.



## CAROLINA PANTHERS



National Football Conference  
South Division

800 South Mint Street  
Charlotte, NC 28202-1502  
Telephone: (704) 358-7000

Team Colors: Black, Panther Blue and Silver

### 2022 SCHEDULE

#### PRESEASON

Aug. 13 at Washington .....1:00 PM  
Aug. 19 at New England.....7:00 PM  
Aug. 26 **Buffalo**.....7:00 PM

#### REGULAR SEASON

Sept. 11 **Cleveland** .....1:00 PM  
Sept. 18 at N.Y. Giants .....1:00 PM  
Sept. 25 **New Orleans** .....1:00 PM  
Oct. 2 **Arizona** .....4:05 PM  
Oct. 9 **San Francisco**.....4:05 PM  
Oct. 16 at L.A. Rams .....4:05 PM  
Oct. 23 **Tampa Bay** .....1:00 PM  
Oct. 30 at Atlanta .....1:00 PM  
Nov. 6 at Cincinnati .....1:00 PM  
Nov. 10 **Atlanta (Thu)** .....8:15 PM  
Nov. 20 at Baltimore.....1:00 PM  
Nov. 27 **Denver** .....1:00 PM  
BYE  
Dec. 11 at Seattle.....4:25 PM  
Dec. 18 **Pittsburgh**.....1:00 PM  
Dec. 24 **Detroit (Sat)**.....1:00 PM  
Jan. 1 at Tampa Bay.....1:00 PM  
Jan. 7/8 at New Orleans.....TBD  
*\*All times ET*

**Stadium:** Bank of America Stadium  
Charlotte, NC 28202-1502

**Opened:** 1996  
**Capacity:** 73,778  
**Playing Surface:** Grass

**Training Camp:**  
Wofford College  
Spartanburg, SC 29303

### CLUB OFFICIALS

Owner: David Tepper  
Chief Administrative Officer – Tepper  
Sports and Entertainment: Nicole Tepper  
President: Kristi Coleman  
General Manager: Scott Fitterer  
Executive Vice President – Chief  
Commercial Officer: Jake Burns  
Executive Vice President – Chief Operating  
Officer: Mark Hart  
Senior Advisor to the Chairman & Vice  
President of Football Operations:  
Steven Drummond  
Assistant General Manager: Dan Morgan  
Senior Vice President – Chief People  
Officer: Kisha Smith  
Vice President – Player Personnel:  
Patrick Stewart  
Vice President – Football Administration:  
Samir Suleiman  
Vice President – Communications:  
Bruce Speight

### COACHING HISTORY (214-235-1)

*Records include postseason games*

1995-98	Dom Capers.....	31-35-0
1999-2001	George Seifert.....	16-32-0
2002-10	John Fox.....	78-74-0
2011-19	Ron Rivera*.....	79-67-1
2019	Perry Fewell.....	0-4-0
2020-	Matt Rhule.....	10-23-0

\*Released after 12 games in 2019

### PAID ATTENDANCE, 2021

Home 552,917                      Away 599,120  
Total 1,152,037  
Single-game home record,  
76,136 (12/10/95)  
Single-season home record,  
579,192 (2006)

### 2022 DRAFT CHOICES

Rd	Name	Pos	College
1	Ikem Ekwonu	T	N. Carolina St.
3	Matt Corral	QB	Mississippi
4	Brandon Smith	LB	Penn St.
6	Amare Barno	DE	Virginia Tech
6	Cade Mays	G	Tennessee
7	Kalon Barnes	DB	Baylor

## CAROLINA PANTHERS

### 2021 TEAM RECORD

#### REGULAR SEASON (5-12)

Date	Opponent	Result
Sept. 12	N.Y. JETS	W 19-14
Sept. 19	NEW ORLEANS	W 26-7
Sept. 23	at Houston	W 24-9
Oct. 3	at Dallas	L 28-36
Oct. 10	PHILADELPHIA	L 18-21
Oct. 17	MINNESOTA (OT)	L 28-34
Oct. 24	at N.Y. Giants	L 3-25
Oct. 31	at Atlanta	W 19-13
Nov. 7	NEW ENGLAND	L 6-24
Nov. 14	at Arizona	W 34-10
Nov. 21	WASHINGTON	L 21-27
Nov. 28	at Miami	L 10-33
Dec. 12	ATLANTA	L 21-29
Dec. 19	at Buffalo	L 14-31
Dec. 26	TAMPA BAY	L 6-32
Jan. 2	at New Orleans	L 10-18
Jan. 9	at Tampa Bay	L 17-41

#### SCORE BY PERIODS

Team	95	87	35	87	0	—	304
Opponents	43	130	111	114	6	—	404

### 2021 TEAM STATISTICS

	Team	Opp.
Total First Downs	322	311
Rushing	118	112
Passing	174	170
Penalty	30	29
3rd Down: Made/Att	84/235	82/217
3rd Down Pct.	35.7	37.8
4th Down: Made/Att	14/34	12/21
4th Down Pct.	41.2	57.1
Possession Avg.	30:36	29:24
Total Net Yards	5081	5201
Avg. Per Game	298.9	305.9
Total Plays	1106	1028
Avg. Per Play	4.6	5.1
Net Yards Rushing	1842	1935
Avg. Per Game	108.4	113.8
Total Rushes	455	474
Net Yards Passing	3239	3266
Avg. Per Game	190.5	192.1
Sacked/Yards Lost	52/334	39/293
Gross Yards	3573	3559
Att./Completions	599/348	515/337
Completion Pct.	58.1	65.4
Had Intercepted	21	9
Punts/Average	75/42.5	75/45.3
Net Punting Avg.	75/38.3	75/41.4
Penalties/Yards	107/864	108/896
Fumbles/Ball Lost	20/8	26/7
Touchdowns	32	45
Rushing	17	16
Passing	14	26
Returns	1	3

### 2021 INDIVIDUAL STATISTICS

PASSING	Att	Cmp	Yds	Cmp%	Yds/Att	TD	TD%	Int	Int%	LG	Sk/Lost	Rtng
Darnold	406	243	2527	59.9	6.22	9	2.2	13	3.2	63	35/204	71.9
Newton	126	69	684	54.8	5.43	4	3.2	5	4.0	64	10/83	64.4
Walker	66	36	362	54.5	5.48	1	1.5	3	4.5	24	7/47	56.5
Zylstra	1	0	0	0.0	0.00	0	0.0	0	0.0	---	0/0	39.6
Team	599	348	3573	58.1	5.96	14	2.3	21	3.5	64	52/334	68.5
Opponents	515	337	3559	65.4	6.91	26	5.0	9	1.7	62	39/293	95.0

#### TD TD TD TD

SCORING	Tot	Ru	Rec	Rt	PAT	FG	Saf	Pts
Gonzalez	0	0	0	0	22/23	20/22	0	82
Hubbard	6	5	1	0			0	36
Anderson	5	0	5	0			0	30
Darnold	5	5	0	0			0	30
Newton	5	5	0	0			0	30
D.J.Moore	4	0	4	0			0	26
Hajrullahu	0	0	0	0	3/3	4/5	0	15
Tremble	2	1	1	0			0	14
McCaffrey	2	1	1	0			0	12
Santoso	0	0	0	0	1/2	2/2	0	7
Abdullah	1	0	1	0			0	6
Robinson	1	0	0	1			0	6
Zylstra	1	0	1	0			0	6
Marshall Jr.	0	0	0	0			0	2
Team	32	17	14	1	26/28	26/29	1	304
Opponents	45	16	26	3	32/35	32/37	1	404

*2-Pt Conv: Marshall Jr., D.J.Moore, Tremble.  
Team 3-4. Opponents 2-9.*

#### RUSHING

	No.	Yds	Avg	LG	TD
Hubbard	172	612	3.6	26	5
McCaffrey	99	442	4.5	18	1
Newton	47	230	4.9	33	5
Darnold	48	222	4.6	30	5
Abdullah	44	136	3.1	15	0
Freeman	21	77	3.7	13	0
D.J.Moore	8	48	6.0	14	0
Anderson	3	36	12.0	30	0
Chandler	1	14	14.0	14	0
Walker	7	13	1.9	13	0
Tremble	3	11	3.7	7	1
Bonnafon	1	4	4.0	4	0
S.Smith	1	-3	-3.0	-3	0
Team	455	1842	4.0	33	17
Opponents	474	1935	4.1	55	16

#### RECEIVING

	No.	Yds	Avg	LG	TD
D.J.Moore	93	1157	12.4	64	4
Anderson	53	519	9.8	57	5
Abdullah	35	272	7.8	23	1
McCaffrey	37	343	9.3	32	1
Hubbard	25	174	7.0	33	1
Tremble	20	180	9.0	30	1
Zylstra	18	250	13.9	55	1
Thomas	18	188	10.4	41	0
Marshall Jr.	17	138	8.1	23	0
Arnold	7	84	12.0	19	0
S.Smith	6	104	17.3	63	0
R.Smith	5	48	9.6	17	0
Snead	1	6	6.0	6	0
Erickson	3	55	18.3	25	0
Kirkwood	3	17	5.7	7	0
Freeman	3	15	5.0	8	0
Bonnafon	2	12	6.0	6	0
Saunders	2	11	5.5	8	0
Team	348	3573	10.3	64	14
Opponents	337	3559	10.6	62	26

#### INTERCEPTIONS

	No.	Yds	Avg	LG	TD
Thompson	2	39	19.5	29	0
Jackson	2	21	10.5	21	0
Gilmore	2	13	6.5	13	0
Burris	1	17	17.0	17	0
Horn	1	13	13.0	13	0
Chinn	1	0	0.0	0	0
Team	9	103	11.4	29	0
Opponents	21	310	14.8	88	2

#### PUNTING

	No.	Yds	Avg	Net TB	In20	LG	B
Edwards	38	1821	47.9	40.5	2	8	62
Charlton	21	821	39.1	35.8	0	8	54
Winslow	13	502	38.6	37.2	0	3	46
Gonzalez	1	40	40.0	20.0	1	0	40
Team	75	3184	42.5	38.3	3	19	62
Opponents	75	3397	45.3	41.4	4	29	65

#### PUNT RETURNS

	Ret	FC	Yds	Avg	LG	TD
Erickson	23	30	204	8.9	22	0
D.J.Moore	1	0	9	9.0	9	0
Team	24	30	213	8.9	22	0
Opponents	34	25	252	7.4	22	0

#### KICKOFF RETURNS

	No.	Yds	Avg	LG	TD
Abdullah	22	484	22.0	39	0
Erickson	2	57	28.5	39	0
Hubbard	1	21	21.0	21	0
D.J.Moore	1	13	13.0	13	0
S.Smith	1	24	24.0	24	0
Tremble	1	21	21.0	21	0
Team	28	620	22.1	39	0
Opponents	29	769	26.5	45	0

#### FIELD GOALS

	1-19	20-29	30-39	40-49	50+
Gonzalez	0/0	6/6	1/1	10/10	3/5
Hajrullahu	0/0	2/2	2/2	0/1	0/0
Santoso	0/0	2/2	0/0	0/0	0/0
Team	0/0	10/10	3/3	10/11	3/5
Opponents	0/0	6/6	11/11	11/14	4/6

#### SACKS

	No.
Reddick	11.0
Burns	9.0
Gross-Matos	3.5
Der.Brown	3.0
Haynes	3.0
Thompson	2.0
Fox	1.5
Luvu	1.5
Chinn	1.0
Hartsfield	1.0
Hoskins	1.0
Jones	1.0
Nixon	0.5
Team	39.0
Opponents	52.0

## CAROLINA PANTHERS

## 2022 COACHING STAFF

**Matt Rhule, Head Coach**

**Pro Career:** Matt Rhule will enter his third season as head coach of the Carolina Panthers after being named the team's fifth head coach in franchise history on Jan. 8, 2020. Rhule has spent 24 years as a coach in the college and NFL ranks. Rhule joined Carolina after three seasons (2017-19) as the head coach at Baylor. Rhule helped rebuild the Baylor program, guiding the team from a 1-11 finish in his first season to a 7-6 record and a bowl berth in 2018 to an 11-3 record and appearance in the Big 12 Championship and the Sugar Bowl in 2019. He was voted the Chuck Neinas Coach of the Year by his peers. Baylor's appearance in the Sugar Bowl in 2019 was just the second-ever in school history, and under Rhule's leadership the Bears became the first Power 5 program to go from 11 losses (2017) to 11 wins (2019) within two seasons. Prior to his stint at Baylor, Rhule was the head coach at Temple (2013-16), where he took the Owls from a 2-10 mark in his first season to a 6-6 record in 2014 and two consecutive 10-win seasons in 2015 and 2016. He guided the Owls to the school's first back-to-back 10-win seasons, a pair of bowl berths (2015-16), and the 2016 American Athletic Conference championship. He helped the Owls improve from a two-win season in his first year at the school in 2013. Rhule has spent 23 years as a coach in the college and NFL ranks. Rhule was an assistant offensive line coach with the New York Giants (2012), and a college assistant at Temple (2006-11), serving as offensive coordinator (2008-11), quarterbacks coach and recruiting coordinator (2007), and defensive line coach (2006). He also was part of the staffs at Western Carolina (2002-05), UCLA (2001), Buffalo (1999-2000) and Albright College (1998). Career record: 10-23.

**Background:** Played linebacker at Penn State (1994-97). No pro playing experience.

**Personal:** Rhule and his wife Julie have three children, Bryant, Vivienne and Leona. Rhule holds a master's degree from Buffalo.

**ASSISTANT COACHES**

**Thomas Barbeau**, assistant strength and conditioning: born July 11, 1992, Plymouth, N.H. Attended McGill University. No college or pro playing experience. College coach: Plymouth State 2016-17, Baylor 2017-19. Pro coach: Joined Panthers in 2020.

**Corey Campbell**, assistant strength and conditioning: born Jan. 20, 1991, Hephzibah, Ga. Fullback Georgia 2010-13. No pro playing appearance. College coach: Cincinnati 2016, Purdue 2017, Baylor 2017-20. Pro coach: Joined Panthers in 2021.

**James Campen**, offensive line: born June 11, 1964, Sacramento, Calif. Offensive lineman Sacramento C.C. 1982-83, Tulane 1984-85. Pro offensive lineman New Orleans Saints 1986-88, Green Bay Packers 1989-93. Pro coach: Green Bay Packers 2004-18, Cleveland Browns 2019, Los Angeles Chargers 2020, Houston Texans 2021. Joined Panthers in 2022.

**Evan Cooper**, cornerbacks/director, player evaluations: born Feb. 11, 1987, Miami, Fla. Defensive back Temple 2005-08. No pro playing experience. College

coach: Temple 2013-14 and 2015-16, Miami (Fla.) 2015, Baylor 2017-19. Pro coach: Joined Panthers in 2020.

**Joe Dailey**, wide receivers: born Nov. 19, 1983, Freehold, N.J. Quarterback Nebraska 2003-04, North Carolina 2006-07. No pro playing experience. College coach: Buffalo 2008-09, Kansas 2010, Bethune-Cookman 2011, Liberty 2012-18, New Mexico 2019, Boston College 2020-21. Pro coach: Joined Panthers in 2022.

**Rob Dvoracek**, defensive assistant: born March 14, 1994, Linebacker Temple 2012-13. No pro playing experience. College coach: Temple 2014-16, Baylor 2017-18, Lehigh 2019. Pro coach: Joined Panthers in 2021.

**Ed Foley**, assistant special teams: born Sept. 26, 1967, Cherry Hill, N.J. Offensive lineman Bucknell 1985-88. No pro playing experience. College coach: Albany 1989-90, Pennsylvania 1991-93 and 1995-96, Williams College 1994, Jacksonville 1997-98, Fordham 1999-2005, Hofstra 2006-07, Temple 2008-18, Baylor 2019. Pro coach: Joined Panthers 2020.

**Kevin M. Gilbride**, tight ends: born, Dec. 14, 1979, Quarterback Brigham Young 1998 and Hawaii 2000. No pro playing experience. College coach: Syracuse 2003-05, Georgetown 2006, Temple 2007-09. Pro coach: New York Giants 2010-17, Chicago Bears 2018-19. Joined Panthers in 2021.

**Al Holcomb**, assistant head coach/defense: born Oct. 22, 1970, Queens, N.Y. Attended West Virginia. No college or pro playing experience. College coach: Temple 1995-96, Colby College 1997, Bloomsburg 1998-2003, Kutztown 2004-05, Lafayette 2006-08. Pro coach: New York Giants 2009-12, Carolina Panthers 2013-17, Arizona Cardinals 2018, Cleveland Browns 2019. Rejoined Panthers in 2020.

**Don Johnson**, pass rush specialist: born Nov. 3, 1954, Newark, N.J. Defensive lineman Jersey City State 1973-76. No pro playing experience. College coach: Jersey City State 1984-85, Riverside C.C. 1987-90, Nevada 1995-99, UCLA 2000-04. Pro coach: Chicago Bears 2005-06, Oakland Raiders 2007-08, San Diego Chargers 2009-15, Arizona Cardinals 2018. Joined Panthers in 2021.

**Terrence Knighton**, assistant defensive line: born July 4, 1986, in Hartford, Conn. Defensive tackle Temple 2005-08. Pro defensive tackle Jacksonville Jaguars 2009-12, Denver Broncos 2013-14, Washington Redskins 2015. College coach: Wagner 2018-20. Pro coach: Joined Panthers in 2021.

**Robert Kugler**, assistant offensive line: born Dec. 11, 1992, Pittsburgh, Pa. Offensive lineman Purdue 2012-15. Pro offensive lineman Buffalo Bills 2016. College coach: Texas-El Paso 2017, Washington 2018-19, Appalachian State 2020. Pro coach: Houston Texans 2021. Joined Panthers in 2022.

**Matt Lombardi**, pass game specialist: born Sept. 30, 1990, Strongsville, Ohio. Attended Delaware. No col-

lege or pro playing experience. College coach: Louisville 2014-16, Baylor 2017-18. Pro coach: Miami Dolphins 2019. Joined Panthers in 2020.

**Bobby Maffei**, defensive assistant, born Jan. 6, 1989, Trumbull, Conn. No college or pro playing experience. College coach: Central Connecticut State 2011-14, Pace 2014, Temple 2014-16, Tennessee Technological 2016-17, Baylor 2017-19, Richmond 2019-20, Nebraska 2020-22. Pro coach: Joined Panthers in 2022.

**Ben McAdoo**, offensive coordinator: born July 9, 1977, Homer City, Pa. No college or pro playing experience. College coach: Michigan State 2001, Fairfield 2002, Pittsburgh 2003. Pro coach: New Orleans Saints 2004, San Francisco 49ers 2005, Green Bay Packers 2006-13, New York Giants 2014-17 (head coach 2016-17), Jacksonville Jaguars 2020, Dallas Cowboys 2021. Joined Panthers in 2022.

**Garret McGuire**, offensive assistant: born Feb. 3, 1999, Cedar Hill, Texas. Quarterback Baylor 2017-20. No pro playing experience. Pro coach: Joined Panthers in 2021.

**Jeff Nixon**, assistant head coach/offense: born Oct. 16, 1974, Rochester, Pa. Running back West Virginia 1993-94 and Penn State 1995-96. No pro playing experience. College coach: Penn State 1997, Princeton 1998, Shippensburg 1999-2002, Tennessee-Chattanooga 2003-05, Temple 2006, Baylor 2017-19. Pro coach: Philadelphia Eagles 2007-10, Miami Dolphins 2011-15, San Francisco 49ers 2016. Joined Panthers in 2020.

**Jody Owens**, offensive assistant, born Sept. 12, 1990, Mesquite, Texas. Linebacker Montana State 2009-12. No pro playing experience. College coach: Montana State 2015-16, Nevada 2016-17, Washington 2017-19, Briar Cliff 2019-20, Pittsburg State 2020-22. Pro coach: Joined Panthers in 2022.

**Paul Pasqualoni**, defensive line: born Aug. 16, 1949, Cheshire, Conn. No college or pro playing experience. College coach: S. Connecticut State 1976-81, W. Connecticut State 1982-86, Syracuse 1987-2004, Connecticut 2011-13, Boston College 2016-17, Florida 2020-21. Pro coach: Dallas Cowboys 2005-07 and 2010, Miami Dolphins 2008-09, Chicago Bears 2014, Houston Texans 2015, Detroit Lions 2018-19. Joined Panthers in 2022.

**Sean Ryan**, quarterbacks: born May 1, 1972, Hudson Falls, N.Y. Defensive back/linebacker Hamilton College 1991-94. No pro playing experience. College coach: Siena 1997, Albany 1998-99, Colgate 2000, Boston College 2001-02, Columbia 2003-05, Harvard 2006. Pro coach: New York Giants 2007-15, Houston Texans 2016-18, Detroit Lions 2019-20. Joined Panthers in 2021.

**Jeremy Scott**, head strength and conditioning coach: born June 18, 1973, Wilkes-Barre, Pa. Attended Lock Haven. No college or pro playing experience. College coach: Penn State 1998-2012,

## CAROLINA PANTHERS

Princeton 2012, Temple 2013-17, Baylor 2017-19.  
Pro coach: Joined Panthers in 2020.

**Mike Siravo**, defensive run game coordinator; born March 9, 1976, Pawtucket, R.I. Linebacker Boston College 1997-99. No pro playing experience. College coach: Boston College 1998-2000 and 2007-12, Columbia 2003-05, Temple 2006 and 2013-16, Baylor 2017-19. Pro coach: Joined Panthers in 2020.

**Phil Snow**, defensive coordinator; born Dec. 22, 1955, Woodland, Calif. Attended Sacramento College. College coach: Laney College 1979-81, Boise State 1982-86, California 1987-91, Arizona State 1992-2000, UCLA 2001-02, Washington 2003, Eastern Michigan 2010-12, Temple 2013-16, Baylor 2017-19. Pro coach: Detroit Lions 2005-08. Joined Panthers in 2020.

**Chris Tabor**, special teams coordinator; born March 4, 1971, Saint Joseph, Mo. Quarterback Benedictine College 1989-92. No pro playing experience. College coach: Central Methodist 1995-96, Missouri 1997-2000, Culver-Stockton 2001, Utah State 2002-05, Western Michigan 2006-07. Pro coach: Chicago Bears 2008-10 and 2018-21, Cleveland Browns 2011-17. Joined Panthers in 2022.

**Cedric Whitaker**, special teams assistant; born Nov. 14, 1992, Houston, Texas. Defensive back Texas Lutheran 2012-15. No pro playing experience. College coach: Texas Lutheran 2014-16, Baylor 2017-18, Houston Baptist 2019. Pro coach: Joined Panthers in 2020.

**Steve Wilks**, secondary/defensive pass game coordinator; born Aug. 8, 1969, Charlotte, N.C. Defensive back Appalachian State 1987-91. No pro playing experience. College coach: Johnson C. Smith 1995-96, Savannah State 1997-99, Illinois State 2000, Appalachian State 2001, East Tennessee State 2002, Bowling Green 2003, Notre Dame 2004, Missouri 2021. Pro coach: Washington Redskins 2005, Chicago Bears 2006-08, San Diego Chargers 2009-11, Carolina Panthers 2012-17, Arizona Cardinals 2018, Cleveland Browns 2019. Rejoined Panthers in 2022.

### RECORD HOLDERS

#### INDIVIDUAL RECORDS—CAREER

Rushing (Yds.)	Jonathan Stewart, 2008-17	7,318
Passing (Yds.)	Cam Newton, 2011-19, 2021	29,725
Passing (TDs)	Cam Newton, 2011-19, 2021	186
Receiving (No.)	Steve Smith, 2001-13	836
Receiving (Yds.)	Steve Smith, 2001-13	12,197
Interceptions	Chris Gamble, 2004-12	27
Punting (Avg.)	Todd Sauerbrun, 2001-04	45.5
Punt Return (Avg.)	Winslow Oliver, 1996-98	10.7
Kickoff Return (Avg.)	Michael Bates, 1996-2000	25.7
Field Goals	John Kasay, 1995-2010	351
Touchdowns (Tot.)	Steve Smith, 2001-13	75
Points	John Kasay, 1995-2010	1,482
*Sacks	Julius Peppers, 2002-09, 2017-18	97.0

#### INDIVIDUAL RECORDS—SINGLE SEASON

Rushing (Yds.)	DeAngelo Williams, 2008	1,515
Passing (Yds.)	Steve Beuerlein, 1999	4,436
Passing (TDs)	Steve Beuerlein, 1999	36
Receiving (No.)	Christian McCaffrey, 2019	116
Receiving (Yds.)	Steve Smith, 2005	1,563
Interceptions	Doug Evans, 2001	8
Punting (Avg.)	Brad Nortman, 2013	47.8
Punt Return (Avg.)	Ted Ginn, Jr., 2013	12.2
Kickoff Return (Avg.)	Michael Bates, 1996	30.2
Field Goals	John Kasay, 1996	37
Touchdowns (Tot.)	DeAngelo Williams, 2008	20
Points	Graham Gano, 2015	146
*Sacks	Kevin Greene, 1998	15.0
	Greg Hardy, 2013	15.0

#### INDIVIDUAL RECORDS—SINGLE GAME

Rushing (Yds.)	DeAngelo Williams, 12-30-12	210
Passing (Yds.)	Cam Newton, 9-18-11	432
Passing (TDs)	Steve Beuerlein, 1-2-00	5
	Cam Newton, 11-22-15, 12-6-15, 12-20-15	5
Receiving (No.)	Steve Smith, 11-20-05	14
	Christian McCaffrey, 9-16-18	14
Receiving (Yds.)	Steve Smith, 10-30-05	201
Interceptions	Deon Grant, 9-22-02	3
Field Goals	John Kasay, 12-5-04	6
Touchdowns (Tot.)	DeAngelo Williams, 11-30-08, 12-21-08	4
Points	DeAngelo Williams, 11-30-08, 12-21-08	24
*Sacks	Greg Hardy, 12-29-13	4.0

*\*Sacks became an official statistic in 1982*

## CAROLINA PANTHERS

## 2022 VETERAN ROSTER

No.	Name	Pos.	Ht.	Wt.	Birthdate	NFL		College	Hometown	How Acq.	'21 Games/ Starts
						Exp.	College				
11	Anderson, Robby	WR	6-3	190	5/9/1993	7	Temple	Fort Lauderdale, Fla.	Fort Lauderdale, Fla.	UFA(NYJ)-20	17/16
56	Bozeman, Bradley	C	6-5	325	11/24/1994	5	Alabama	Roanoke, Ala.	Roanoke, Ala.	UFA(Bal)-22	16/16*
77	Brown, Deonte	G	6-4	335	1/15/1998	2	Alabama	Decatur, Ala.	Decatur, Ala.	D6a-21	3/0
95	Brown, Derrick	DT	6-5	320	4/15/1998	3	Auburn	Buford, Ga.	Buford, Ga.	D1-20	16/14
53	Burns, Brian	DE	6-5	250	4/23/1998	4	Florida State	Fort Lauderdale, Fla.	Fort Lauderdale, Fla.	D1-19	17/16
31	Burris, Juston	S	6-0	210	8/4/1993	7	North Carolina State	Raleigh, N.C.	Raleigh, N.C.	UFA(Cle)-20	10/8
34	Chandler, Sean	S	5-10	200	4/27/1996	4	Temple	Camden, N.J.	Camden, N.J.	FA-20	15/7
21	Chinn, Jeremy	S	6-3	220	2/26/1998	3	Southern Illinois	Fishers, Ind.	Fishers, Ind.	D2b-20	16/16
70	Christensen, Brady	T	6-6	300	9/27/1996	2	Brigham Young	Bountiful, Utah	Bountiful, Utah	D3a-21	16/6
63	Corbett, Austin	G	6-4	306	9/5/1995	5	Nevada	Sparks, Nev.	Sparks, Nev.	UFA(LAR)-22	17/17*
65	Daley, Dennis	G	6-6	325	8/7/1996	4	South Carolina	Columbia, S.C.	Columbia, S.C.	D6-19	12/11
14	Darnold, Sam	QB	6-3	225	6/5/1997	5	Southern California	Capistrano Beach, Calif.	Capistrano Beach, Calif.	T(NYJ)-21	15/9
60	Effein, Pat	C	6-3	305	7/6/1994	6	Ohio State	Pickerington, Ohio	Pickerington, Ohio	FA-21	9/9
75	Erving, Cameron	T	6-5	315	8/23/1992	8	Florida State	Moultrie, Ga.	Moultrie, Ga.	FA-21	9/9
46	Fletcher, Thomas	LS	6-1	235	10/1/1998	2	Alabama	Bradenton, Fla.	Bradenton, Fla.	D6c-21	0*
33	Foreman, D'Onta	RB	6-1	236	4/24/1996	5	Texas	Texas City, Texas	Texas City, Texas	UFA(Ten)-22	9/3*
42	Franklin Jr., Sam	S	6-3	210	2/2/1996	3	Temple	Crystal River, Fla.	Crystal River, Fla.	FA-20	16/0
5	Gonzalez, Zane	K	6-0	202	5/7/1995	6	Arizona State	Deer Park, Texas	Deer Park, Texas	FA-21	13/0
97	Gross-Matos, Yetur	DE	6-5	265	2/26/1998	3	Penn State	Spotsylvania, Va.	Spotsylvania, Va.	D2a-20	14/0
36	Harper, Madre	CB	6-1	196	10/13/1997	2	Southern Illinois	Arlington, Texas	Arlington, Texas	FA-21	3/0
38	Hartsfield, Myles	S	5-11	210	8/5/1997	3	Mississippi	Sayreville, N.J.	Sayreville, N.J.	FA-20	10/9
98	Haynes Sr., Marquis	DE	6-2	235	12/16/1993	5	Mississippi	Jacksonville, Fla.	Jacksonville, Fla.	D4b-18	17/0
6	Hekker, Johnny	P	6-5	241	2/8/1990	11	Oregon State	Bothell, Wash.	Bothell, Wash.	FA-22	17/0*
15	Henderson, CJ	CB	6-1	204	9/30/1998	3	Florida	Miami, Fla.	Miami, Fla.	T(Jac)-21	13/7*
69	Herron, Frank	DE	6-5	275	7/9/1994	2	LSU	Centerville, Ill.	Centerville, Ill.	FA-21	1/0
17	Higgins, Rashard	WR	6-1	198	10/7/1994	7	Colorado State	Dallas, Texas	Dallas, Texas	UFA(Cle)-22	15/4*
8	Horn, Jaycee	CB	6-1	200	11/26/1999	2	South Carolina	Alpharetta, Ga.	Alpharetta, Ga.	D1-21	3/3
71	Hoskins, Phil	DT	6-5	280	1/2/1997	2	Kentucky	Toledo, Ohio	Toledo, Ohio	D7-21	3/0
30	Hubbard, Chuba	RB	6-1	210	6/11/1999	2	Oklahoma State	Sherwood Park, Alberta, Canada	Sherwood Park, Alberta, Canada	D4-21	17/10
99	Ioannidis, Matt	DT	6-3	310	1/11/1994	7	Temple	Flemington, N.J.	Flemington, N.J.	FA-22	16/6*
26	Jackson, Donte	CB	5-10	180	11/8/1995	4	LSU	Metairie, La.	Metairie, La.	D2-18	12/12
44	Jansen, JJ	LS	6-2	235	1/20/1986	15	Notre Dame	Phoenix, Ariz.	Phoenix, Ariz.	T(GB)-09	17/0
92	Johnson, Darryl	DE	6-6	262	4/4/1997	4	North Carolina A&T	Kingsland, Ga.	Kingsland, Ga.	T(Buf)-21	3/0
73	Jordan, Michael	G	6-6	315	1/25/1998	4	Ohio State	Canton, Mich.	Canton, Mich.	W(Cin)-21	12/11
96	Larkin, Austin	DE	6-3	265	4/6/1995	2	Purdue	San Ramon, Calif.	San Ramon, Calif.	FA-20	0
55	Littleton, Cory	LB	6-3	228	11/18/1994	7	Washington	Spring Valley, Calif.	Spring Valley, Calif.	FA-22	17/3*
49	Luvu, Frankie	OLB	6-3	235	9/19/1996	5	Washington State	Tafuna, American Samoa	Tafuna, American Samoa	FA-21	16/4
88	Marshall Jr., Terrace	WR	6-2	200	6/9/2000	2	LSU	Bossier City, La.	Bossier City, La.	D2-21	13/3
47	Martin, Kamal	LB	6-3	240	6/17/1998	3	Minnesota	Burnsville, Minn.	Burnsville, Minn.	FA-21	6/1
22	McCaffrey, Christian	RB	5-11	205	6/7/1996	6	Stanford	Highlands Ranch, Colo.	Highlands Ranch, Colo.	D1-17	7/7
29	Melvin, Rashaan	CB	6-2	195	10/2/1989	9	Northern Illinois	Waukegan, Ill.	Waukegan, Ill.	FA-21	10/3
2	Moore, DJ	WR	6-0	210	4/14/1997	5	Maryland	Philadelphia, Pa.	Philadelphia, Pa.	D1-18	17/17
72	Moton, Taylor	T	6-5	325	8/14/1994	6	Western Michigan	Okemos, Mich.	Okemos, Mich.	D2b-17	17/17
94	Nixon, Daviyon	DT	6-3	305	12/13/1998	2	Iowa	Kenosha, Wis.	Kenosha, Wis.	D5a-21	7/0
45	Ricci, Giovanni	FB	6-3	240	10/16/1996	2	Western Michigan	Loveland, Ohio	Loveland, Ohio	FA-20	16/1
18	Roberts, Andre	WR	5-11	195	1/9/1988	13	The Citadel	Columbia, S.C.	Columbia, S.C.	FA-22	16/0*
27	Robinson, Kenny	S	6-2	200	1/8/1999	3	West Virginia	Wilksburg, Pa.	Wilksburg, Pa.	D5-20	10/1
93	Roy, Bravvion	DT	6-1	330	10/18/1996	3	Baylor	Spring, Texas	Spring, Texas	D6-20	17/2
12	Smith, Shi	WR	5-10	190	10/26/1998	2	South Carolina	Union, S.C.	Union, S.C.	D6b-21	6/0
50	Stanford, Julian	LB	6-1	230	9/2/1990	9	Wagner	Bloomfield, Conn.	Bloomfield, Conn.	FA-21	17/0
28	Taylor Jr., Keith	CB	6-3	195	5/3/1999	2	Washington	Long Beach, Calif.	Long Beach, Calif.	D5b-21	17/3
68	Tecklenburg, Sam	C	6-4	310	1/31/1997	2	Baylor	Plano, Texas	Plano, Texas	FA-20	15/1
80	Thomas, Ian	TE	6-4	260	6/6/1996	5	Indiana	Baltimore, Md.	Baltimore, Md.	D4a-18	17/13
23	Thomas-Oliver, Stantley	CB	6-0	190	6/4/1998	3	Florida International	Punta Gorda, Fla.	Punta Gorda, Fla.	D7-20	12/0
86	Thompson, Colin	TE	6-4	255	12/15/1993	3	Temple	Doylestown, Pa.	Doylestown, Pa.	FA-20	11/2
7	Thompson, Shaq	LB	6-0	230	4/21/1994	8	Washington	Sacramento, Calif.	Sacramento, Calif.	D1-15	14/13
82	Tremble, Tommy	TE	6-4	250	6/2/2000	2	Notre Dame	Peachtree Corners, Ga.	Peachtree Corners, Ga.	D3b-21	16/11
48	Tuotii-Mariner, Jacob	LB	6-2	285	7/25/1996	4	UCLA	Corona, Calif.	Corona, Calif.	FA-21	6/0*
6	Walker, PJ	QB	5-11	210	2/26/1995	3	Temple	Elizabeth, N.J.	Elizabeth, N.J.	FA-20	5/1
39	Westry, Chris	CB	6-4	197	7/10/1997	3	Kentucky	Orange Park, Fla.	Orange Park, Fla.	FA-22	6/1*
57	Wilson, Damien	LB	6-0	260	5/28/1993	8	Minnesota	Gloster, Miss.	Gloster, Miss.	UFA(Jac)-22	17/17*
20	Woods, Xavier	S	5-11	208	7/26/1995	6	Louisiana Tech	Monroe, La.	Monroe, La.	UFA(Min)-22	17/17*
16	Zylstra, Brandon	WR	6-2	215	3/25/1993	5	Concordia	Spicer, Minn.	Spicer, Minn.	W(Min)-19	13/3

## CAROLINA PANTHERS

\* Bozeman played 16 games with Baltimore; Corbett played 17 games with Los Angeles Rams; Fletcher missed '21 season because of injury; Foreman played nine games with Tennessee; Hekker played 17 games with Los Angeles Rams; Henderson played two games with Jacksonville; Higgins played 15 games with Cleveland; Ioannidis played 16 games with Washington; Littleton played 17 games with Las Vegas; Roberts played 10 games with Los Angeles Chargers and six with Houston; Tuioli-Mariner played six games with Atlanta; Westry played six games with Baltimore; Wilson played 17 games with Jacksonville; Woods played 17 games with Minnesota.

Players lost through unrestricted free agency (five): Ameer Abdullah (LV, 11 games in '21); Jermaine Carter (KC, 17); Stephon Gimore (IND, eight); DaQuan Jones (BUF, 17); Haason Reddick (PHI, 16).

Also played with Panthers in '21—Dan Arnold (three games), Reggie Bonafon (four), A.J. Bouye (10), Joseph Charlton (five), Matt Cole (one), Lachlan Edwards (10), Alex Erickson (17), Morgan Fox (17), Royce Freeman (eight), Clay Johnston (six), Keith Kirkwood (three), John Miller (10), Cam Newton (eight), Matt Paradis (nine), Ryan Santoso (one), Trent Scott (14), Rodney Smith (two), Willie Snead (two), Ryan Winslow (two).

### FIRST-YEAR ROSTER

Name	Pos.	Ht.	Wt.	Birthdate	College	Hometown	How Acq.
Babicz, Josh	TE	6-6	255	4/23/1999	North Dakota State	Barrington, Ill.	FA
Barnes, Kalon	CB	6-0	185	12/16/1998	Baylor	Silsbee, Texas	D7
Barno, Amaré	DE	6-6	245	4/26/1999	Virginia Tech	Blythewood, S.C.	D6a
Bradwell, Darius (1)	RB	6-0	235	5/15/1997	Tulane	Tallahassee, Fla.	FA
Brown, Spencer (1)	RB	6-0	220	11/13/1998	Alabama-Birmingham	Warrior, Ala.	FA-21
Cheek, Davis	QB	6-3	217	2/26/1999	Elon	Mathews, N.C.	FA
Corral, Matt	QB	6-2	205	1/31/1999	Mississippi	Ventura, Calif.	D3
Ekwonu, Ikem	T	6-4	320	10/31/2000	North Carolina State	Charlotte, N.C.	D1
Graham-Mobley, Isaiah	LB	6-1	230	7/29/1998	Boston College	King of Prussia, Pa.	FA
Henry, Ra'Shaun	WR	6-3	190	2/4/1998	Virginia	Killeen, Texas	FA
Horton, Mike (1)	G	6-4	325	10/7/1996	Auburn	Atlanta, Ga.	FA-20
Limu-Jones, Talolo	WR	6-4	220	11/16/1997	Eastern Washington	Vallejo, Calif.	FA
Lovett, John	RB	6-0	209	8/28/1999	Penn State	Burlington City, N.J.	FA
Mays, Cade	OL	6-6	325	4/26/1999	Tennessee	Knoxville, Tenn.	D6b
McCall, Marquan	DT	6-3	379	3/26/1999	Kentucky	Detroit, Mich.	FA
Miller, Wyatt (1)	T	6-5	300	10/23/1995	Central Florida	Douglas, Ga.	FA
Mosby, Arron	LB	6-4	246	4/13/1999	Fresno State	Sanger, Calif.	FA
Parchment, Andrew	WR	6-2	190	12/2/1997	Florida State	Fort Lauderdale, Fla.	FA
Pleasants, Austen (1)	OL	6-7	328	8/22/1997	Ohio	Ironton, Ohio	FA-21
Rambo, Charleston	WR	6-1	185	8/10/1999	Miami (Fla.)	Cedar Hill, Texas	FA
Saunders, C.J. (1)	WR	5-10	190	9/15/1996	Ohio State	Dublin, Ohio	FA-21
Scott, Jared	TE	6-6	240	5/10/1999	Idaho State	Oak Park, Ill.	FA
Smith, Brandon	LB	6-3	240	4/12/2001	Penn State	Louisa, Va.	D4
Sullivan, Stephen (1)	TE	6-5	245	11/28/1996	LSU	Donaldsonville, La.	FA-20
Tolson, Khalan	LB	6-0	235	12/27/1999	Illinois	St. Petersburg, Fla.	FA
Wright, Derek	WR	6-1	195	8/13/1998	Utah State	Sterling, Utah	FA

The term NFL Rookie is defined as a player who is in his first season of professional football and has not been on the roster of another professional football team for any regular-season or postseason games. A Rookie is designated by an "R" on NFL rosters. Players who have been active in another professional football league or players who have NFL experience, including either preseason training camp or being on an Active List or Inactive List, or on Reserve/Injured or Reserve/Physically Unable to Perform for fewer than six regular-season games, are termed NFL First-Year Players. An NFL First-Year Player is designated by a "1" on NFL rosters. Thereafter, a player is credited with an additional year of experience for each season in which he accumulates six games on the Active List or Inactive List, or on Reserve/Injured or Reserve/Physically Unable to Perform.

Log on to [www.panthers.com](http://www.panthers.com) for an up-to-date roster.

## CHICAGO BEARS



National Football Conference  
North Division

**Halas Hall**  
1920 Football Drive  
Lake Forest, IL 60045  
Telephone: (847) 295-6600

Team Colors: Navy Blue, Orange and White

### 2022 SCHEDULE

#### PRESEASON

Aug. 13 **Kansas City**.....12:00 PM  
Aug. 18 at **Seattle**.....7:00 PM  
Aug. 27 at **Cleveland**.....6:00 PM

#### REGULAR SEASON

Sept. 11 **San Francisco**.....12:00 PM  
Sept. 18 at **Green Bay**.....7:20 PM  
Sept. 25 **Houston**.....12:00 PM  
Oct. 2 at **N.Y. Giants**.....12:00 PM  
Oct. 9 at **Minnesota**.....12:00 PM  
Oct. 13 **Washington (Thu)**.....7:15 PM  
Oct. 24 at **New England**.....7:15 PM  
Oct. 30 at **Dallas**.....12:00 PM  
Nov. 6 **Miami**.....12:00 PM  
Nov. 13 **Detroit**.....12:00 PM  
Nov. 20 at **Atlanta**.....12:00 PM  
Nov. 27 at **N.Y. Jets**.....12:00 PM  
Dec. 4 **Green Bay**.....12:00 PM  
BYE  
Dec. 18 **Philadelphia**.....12:00 PM  
Dec. 24 **Buffalo**.....12:00 PM  
Jan. 1 at **Detroit**.....12:00 PM  
Jan. 7/8 **Minnesota**.....TBD  
*\*All times CT*

**Stadium:** Soldier Field  
1410 S. Museum Campus Dr.  
Chicago, IL 60605  
**Opened:** 1924  
**Capacity:** 61,500  
**Playing Surface:** Natural Grass

#### Training Camp:

Halas Hall  
Lake Forest, IL 60045

#### CLUB OFFICIALS

Chairman: George H. McCaskey  
Secretary: Virginia H. McCaskey  
President and CEO: Ted Phillips  
General Manager: Ryan Poles  
Vice President: Pat McCaskey  
Vice President: Brian McCaskey  
SVP, Marketing and Communications:  
Scott Hagel  
SVP, Business Strategy and CFO:  
Karen Murphy  
SVP and General Counsel: Cliff Stein  
SVP, Sales and Customer Relations:  
Lee Twarling  
Director of Video Services:  
Dave Hendrickson  
Director of Video Technology: Dan Tuohy  
Assistant Video Director: Dean Pope  
Video Assistant: Jack Dowling  
Head Athletic Trainer: Andre Tucker  
Assistant Athletic Trainers: Tim Ridner,  
Jeremy Smith, Mariellen Veach  
Physical Therapist: Tristen Asken  
Head Equipment Manager: Tony Medlin  
Assistant Equipment Managers:  
Curtis Lane, Carl Piekarski,  
Thomas Woody  
Equipment/Administrative Assistant:  
Cameron Reed  
Director of Football Administration:  
Matt Feinstein  
Assistant General Manager:  
Ian Cunningham  
Co-Director of Player Personnel:  
Trey Koziol  
Co-Director of Player Personnel: Jeff King  
Assistant Director of College Scouting:  
Breck Ackley  
Assistant Director of Pro Scouting:  
Chris White  
Senior National Scouts: Francis Saint-Paul,  
Sam Summerville  
Area Scouts: Tom Bradway,  
Ryan Cavanaugh, Reese Hicks,  
Brendan Rehor, John Syty  
Executive Scout: Jeff Shiver  
Combine Scout: Drew Raucina  
Pro Scout: Chris White  
Player Personnel Coordinator:  
Ashton Washington  
Pro Scout: Charles Love  
Manager of Football Administration/  
Pro Scout: James Cosh  
Director of Stadium Operations: Bryan Pett  
VP of Content and Innovation: Lorne Chan  
VP of Operations: Paul Neuraeter  
Senior Advisor of Operations & Safety:  
John Bostrom  
VP of Fan and Brand Development:  
Fernando Arriola  
VP of Communications: Brandon Faber  
Director of Football Communications:  
Adam Widman  
Manager of Football Communications:  
Aaron Clark  
Football Communications Assistant:  
Ben Schmitz  
Director of Corporate Communications:  
Meghan Bower  
Corporate Communications Assistant:  
Miguel Lemus

#### COACHING HISTORY

**Decatur Staleys 1920,**  
**Chicago Staleys 1921**  
**(800-630-42)**

*Records include postseason games*

1920-29	George Halas	.....84-31-19
1930-32	Ralph Jones	.....24-10-7
1933-42	George Halas*	.....88-24-4
1942-45	Hunk Anderson-	
	Luke Johnsos**	.....24-12-2
1946-55	George Halas	.....76-43-2
1956-57	John (Paddy) Driscoll	.....14-10-1
1958-67	George Halas	.....76-53-6
1968-71	Jim Dooley	.....20-36-0
1972-74	Abe Gibron	.....11-30-1
1975-77	Jack Pardee	.....20-23-0
1978-81	Neill Armstrong	.....30-35-0
1982-92	Mike Ditka	.....112-68-0
1993-98	Dave Wannstedt	.....41-57-0
1999-2003	Dick Jauron	.....35-46-0
2004-12	Lovie Smith	.....84-66-0
2013-14	Marc Trestman	.....13-19-0
2015-17	John Fox	.....14-34-0
2018-21	Matt Nagy	.....34-33-0
2022-	Matt Eberflus	.....0-0-0

\*Retired after five games to enter U.S. Navy

\*\*Co-coaches

#### PAID ATTENDANCE, 2021

Home 468,915  
Away 585,511  
Total 1,054,426  
Single-game home record,  
66,900 (9/5/93)  
Single-season home record, 527,769  
(1999)

#### 2022 DRAFT CHOICES

Rd	Name	Pos	College
2	Kyler Gordon	DB	Washington
2	Jaquan Brisker	DB	Penn St.
3	Velus Jones	WR	Tennessee
5	Braxton Jones	T	Southern Utah
5	Dominique Robinson	DE	Miami (Ohio)
6	Zachary Thomas	T	San Diego St.
6	Trestan Ebner	RB	Baylor
6	Doug Kramer	C	Illinois
7	Ja'Tyre Carter	T	Southern
7	Elijah Hicks	DB	California
7	Trenton Gill	P	N. Carolina St.

# CHICAGO BEARS

## 2021 TEAM RECORD

### REGULAR SEASON (6-11)

Date	Opponent	Result
Sept. 12	at L.A. Rams	L 14-34
Sept. 19	CINCINNATI	W 20-17
Sept. 26	at Cleveland	L 6-26
Oct. 3	DETROIT	W 24-14
Oct. 10	at Las Vegas	W 20-9
Oct. 17	GREEN BAY	L 14-24
Oct. 24	at Tampa Bay	L 3-38
Oct. 31	SAN FRANCISCO	L 22-33
Nov. 8	at Pittsburgh	L 27-29
Nov. 21	BALTIMORE	L 13-16
Nov. 25	at Detroit	W 16-14
Dec. 5	ARIZONA	L 22-33
Dec. 12	at Green Bay	L 30-45
Dec. 20	MINNESOTA	L 9-17
Dec. 26	at Seattle	W 25-24
Jan. 2	N.Y. GIANTS	W 29-3
Jan. 9	at Minnesota	L 17-31

### SCORE BY PERIODS

Team	47	117	57	90	0	—	311
Opponents	79	103	94	131	0	—	407

## 2021 TEAM STATISTICS

	Team	Opp.
Total First Downs	333	321
Rushing	119	116
Passing	180	170
Penalty	34	35
3rd Down: Made/Att	75/216	81/211
3rd Down Pct.	34.7	38.4
4th Down: Made/Att	15/36	12/24
4th Down Pct.	41.7	50.0
Possession Avg.	30:20	29:40
Total Net Yards	5225	5384
Avg. Per Game	307.4	316.7
Total Plays	1075	1009
Avg. Per Play	4.9	5.3
Net Yards Rushing	2018	2127
Avg. Per Game	118.7	125.1
Total Rushes	475	483
Net Yards Passing	3207	3257
Avg. Per Game	188.6	191.6
Sacked/Yards Lost	58/428	49/366
Gross Yards	3635	3623
Att./Completions	542/332	477/314
Completion Pct.	61.3	65.8
Had Intercepted	20	8
Punts/Average	62/46.2	63/44.8
Net Punting Avg.	62/38.5	63/37.2
Penalties/Yards	106/914	93/856
Fumbles/Ball Lost	25/9	20/8
Touchdowns	33	47
Rushing	14	14
Passing	16	31
Returns	3	2

## 2021 INDIVIDUAL STATISTICS

PASSING	Att	Cmp	Yds	Cmp%	Yds/Att	TD	TD%	Int	Int%	LG	Sk/Lost	Rtng
Fields	270	159	1870	58.9	6.93	7	2.6	10	3.7	64	36/264	73.2
Dalton	236	149	1515	63.1	6.42	8	3.4	9	3.8	60†	18/143	76.9
Foles	35	24	250	68.6	7.14	1	2.9	0	0.0	30	4/21	98.5
Montgomery	1	0	0	0.0	0.00	0	0.0	1100.0	---	---	0/0	0.0
Team	542	332	3635	61.3	6.71	16	3.0	20	3.7	64	58/428	75.5
Opponents	477	314	3623	65.8	7.60	31	6.5	8	1.7	83	49/366	103.3

SCORING	TD		PAT	FG	Saf	Pts	
	Tot	Ru/Rec					
Santos	0	0	0	27/28	26/30	0 105	
Montgomery	7	7	0	0	0	42	
Mooney	5	1	4	0	0	30	
J.Graham	3	0	3	0	0	20	
Grant	3	0	2	1	0	18	
Williams	3	2	1	0	0	18	
Fields	2	2	0	0	0	12	
Herbert	2	2	0	0	0	12	
Horsted	2	0	2	0	0	12	
Byrd	1	0	1	0	0	8	
Robinson	1	0	1	0	0	8	
Goodwin	1	0	1	0	0	6	
Houston-Carson	1	0	0	1	0	6	
James	1	0	1	0	0	6	
Ro.Smith	1	0	0	1	0	6	
Blackson	0	0	0	0	1	2	
Team	33	14	16	3	27/28	26/30	1 311
Opponents	47	14	31	2	42/44	27/30	0 407

2-Pt Conv: Byrd, J.Graham, Robinson. Team 3-4. Opponents 1-3.

RUSHING	No.	Yds	Avg	LG	TD
Montgomery	225	849	3.8	41	7
Herbert	103	433	4.2	29	2
Fields	72	420	5.8	23	2
Williams	40	164	4.1	23	2
Dalton	16	76	4.8	14	0
Grant	5	33	6.6	13	0
Mooney	6	32	5.3	15†	1
Foles	4	8	2.0	8	0
Nall	1	4	4.0	4	0
Kmet	1	0	0.0	0	0
Goodwin	2	-1	-5	1	0
Team	475	2018	4.2	41	14
Opponents	483	2127	4.4	39	14

RECEIVING	No.	Yds	Avg	LG	TD
Mooney	81	1055	13.0	64	4
Kmet	60	612	10.2	25	0
Montgomery	42	301	7.2	16	0
Robinson	38	410	10.8	39	1
Byrd	26	329	12.7	54†	1
Goodwin	20	313	15.7	50	1
Williams	16	103	6.4	23†	1
J.Graham	14	167	11.9	28	3
Herbert	14	96	6.9	20	0
Grant	9	139	15.4	46†	2
James	7	62	8.9	19	1
Newsome	2	23	11.5	13	0
Horsted	2	21	10.5	19†	2
Nall	1	4	4.0	4	0
Team	332	3635	10.9	64	16
Opponents	314	3623	11.5	83	31

INTERCEPTIONS	No.	Yds	Avg	LG	TD
Bush	2	42	21.0	27	0
Ta.Gipson	2	31	15.5	31	0
Ro.Smith	1	53	53.0	53†	1
Blackson	1	6	6.0	6	0
Ja.Johnson	1	3	3.0	3	0
Houston-Carson	1	0	0.0	0	0
Team	8	135	16.9	53†	1
Opponents	20	363	18.2	77	2

PUNTING	No.	Yds	Avg	Net	TB	In20	LG	B
O'Donnell	62	2865	46.2	38.5	5	19	72	0
Team	62	2865	46.2	38.5	5	19	72	0
Opponents	63	2823	44.8	37.2	7	20	82	0

PUNT RETURNS	Ret	FC	Yds	Avg	LG	TD
Grant	18	2	250	13.9	97†	1
Newsome	6	2	75	12.5	28	0
Webster	4	1	13	3.3	6	0
Byrd	1	0	0	0.0	0	0
Team	29	5	338	11.7	97†	1
Opponents	34	13	375	11.0	43	0

KICKOFF RETURNS	No.	Yds	Avg	LG	TD
Herbert	27	650	24.1	50	0
Grant	21	493	23.5	34	0
Kmet	1	0	0.0	0	0
Mooney	1	10	10.0	10	0
Pierce	1	27	27.0	27	0
Team	51	1180	23.1	50	0
Opponents	35	750	21.4	40	0

FIELD GOALS	1-19	20-29	30-39	40-49	50+
Santos	0/0	10/10	5/5	11/13	0/2
Team	0/0	10/10	5/5	11/13	0/2
Opponents	0/0	7/7	9/10	4/6	7/7

SACKS	No.
Quinn	18.5
Tr.Gipson	7.0
K.Mack	6.0
Hicks	3.5
Nichols	3.0
Ro.Smith	3.0
Blackson	2.5
Edwards	2.0
Ta.Gipson	1.0
Marsh	1.0
Vildor	1.0
Goldman	0.5
Team	49.0
Opponents	58.0



## CHICAGO BEARS

## 2022 COACHING STAFF

**Matt Eberflus, Head Coach**

**Pro Career:** Matt Eberflus was named the 17th head coach in franchise history on Jan. 27, 2022. Eberflus comes to Chicago with 30 years of coaching experience, including 13 in the NFL, and completed his fourth season as defensive coordinator for the Indianapolis Colts in 2021. Under Eberflus the Colts were the only NFL defensive unit to be ranked in the top-10 in scoring, run defense and takeaways in each of the past two seasons. The Colts finished in the top-10 in the NFL in run defense and takeaways in all four of his years, top-10 in scoring defense in three of the four and were the least-penalized defense in the league in 2019 and 2021.

**Background:** Before entering the NFL, Eberflus was a college coach for 17 years. He started his career at Toledo, his alma mater, where he spent nine years (1992-2000). After leaving Toledo, Eberflus spent eight seasons at Missouri, holding several roles from 2001-08. While with Mizzou, Eberflus helped guide the Tigers to the Big 12 North Division title in 2007 and 2008, compiling a 22-6 record over that span. As a player, Eberflus was a four-year letterman and three-year starting linebacker at Toledo. He earned first-team All-MAC honors and led his team in tackles as both a junior and senior. Eberflus earned a degree in education in 1993 and was inducted into Toledo's Athletic Hall of Fame in 2004. No pro playing experience.

**Personal:** Born May 17, 1970, in Toledo, Ohio, Eberflus and his wife, Kelly, have two daughters, Grace and Giada.

## ASSISTANT COACHES

**Jim Arthur**, head strength and conditioning: born July 12, 1978, Cheshire, Conn. No college or pro playing experience. College coach: Springfield College 2000-02. Pro coach: Buffalo Bills 2002-04, Chicago Bears 2005-15, Miami Dolphins 2016-21. Rejoined Bears in 2022.

**Dave Borganzi**, linebackers: born Nov. 19, 1982, Everett, Mass. Linebacker Amherst 2001-04. No pro playing experience. College coach: Syracuse 2006-07, Harvard 2008-10. Pro coach: Dallas Cowboys 2011-13, Tampa Bay Buccaneers 2014-17, Indianapolis Colts 2018-21. Joined Bears in 2022.

**Andre Curtis**, safeties: born Dec. 8, 1976, Beaverdam, Va. Linebacker Virginia Military Institute 1996-99. No pro playing experience. College coach: Virginia Military Institute 2000-03, Georgia Southern 2004-05. Pro coach: New York Giants 2006-08, St. Louis Rams 2009-11, New Orleans Saints 2012-14, Seattle Seahawks 2015-21. Joined Bears in 2022.

**Jim Dray**, tight ends: born Dec. 31, 1986, Paramus, N.J. Tight end Stanford 2005-08. Pro tight end Arizona Cardinals 2010-13, Cleveland Browns 2014-15, Buffalo Bills 2016, San Francisco 49ers 2016. College coach: Stanford 2018. Pro coach: Cleveland Browns 2019, Arizona Cardinals 2020-21. Joined Bears in 2022.

**Luke Getsy**, offensive coordinator: born Feb. 16, 1984, Munhall, Pa. Quarterback Akron 2004-07. No pro playing experience. College coach: Akron 2007-08, West Virginia Wesleyan 2009, Pittsburgh 2010, Indiana University of Pennsylvania 2011-12, Western Michigan 2013, Mississippi State 2018. Pro coach: Green Bay Packers 2014-17, 2019-21. Joined Bears in 2022.

**Richard Hightower**, special teams coordinator: born Sept. 15, 1980, Houston, Texas. Wide receiver Texas 1999-02. No pro playing experience. College coach: Minnesota 2009. Pro coach: Houston Texans 2006-08, Washington Redskins 2010-13, Cleveland Browns 2014, Chicago Bears 2016, San Francisco 49ers 2015 and 2017-21. Rejoined Bears in 2022.

**Justin Hinds**, assistant defensive line: born Nov. 22, 1981, Port Reading, N.J. Defensive lineman Rowan 2005-08. No pro playing experience. College coach: Wagner 2012-13, Mississippi State 2014, Florida 2015, Valdosta State 2016-17, Lafayette College 2018, Central Michigan 2019-20, Western Columbia 2021. Pro coach: Joined Bears in 2022.

**Andrew Janocko**, quarterbacks: born April 6, 1988, Clearfield, Pa. Quarterback Pittsburgh 2007-10. No pro playing experience. College coach: Rutgers 2011, Mercyhurst 2014. Pro coach: Tampa Bay Buccaneers 2012-13, Minnesota Vikings 2015-21. Joined Bears in 2022.

**Austin King**, assistant offensive line: born April 11, 1981, Cincinnati, Ohio. Offensive lineman Northwestern 1999-02. Pro offensive lineman Tampa Bay Buccaneers 2003, Atlanta Falcons 2004-06. College coach: Toledo 2012-13, Syracuse 2014, Dayton 2015-19. Pro coach: Las Vegas Raiders 2020-21. Joined Bears in 2022.

**Noble Landry**, assistant strength and conditioning: born April 21, 1996, Long Beach, Calif. Offensive lineman Denison 2014-17. No pro playing experience. College coach: Denison 2018, Allegiate 2018, Ohio State 2019. Pro coach: Indianapolis Colts 2019-21. Joined Bears in 2022.

**Jimmy Mangiero**, assistant strength and conditioning: born July 7, 1987, Staten Island, N.Y. Offensive lineman Hofstra 2006-09. No pro playing experience. College coach: Susquehanna 2010, Temple 2011, Boston College 2012-19, Miami Dolphins 2019-21. Joined Bears in 2022.

**Chris Morgan**, offensive Line: born Sept. 24, 1976, Killeen, Texas. Offensive lineman Colorado 1995-99. No pro playing experience. College coach: Idaho 2003-04. Pro coach: Oakland Raiders 2009-10, Washington Redskins 2011-13, Seattle Seahawks 2014, Atlanta Falcons 2015-20, Pittsburgh Steelers 2021. Joined Bears in 2022.

**David Overstreet II**, assistant defensive backs: born May 26, 1983, Dallas, Texas. Safety Missouri 2002-06. No pro playing experience. College coach: Holmes C.C. 2015, Garden City C.C. 2016-17. Pro coach: Indianapolis Colts 2018-21. Joined Bears in 2022.

**Carlos Polk**, assistant special teams: born Feb. 22, 1977, Memphis, Tenn. Linebacker Nebraska 1996-2000. Pro linebacker San Diego Chargers 2001-07, Dallas Cowboys 2008. College coach: Grossmont 2009. Pro coach: San Diego Chargers 2010-12, Dallas Cowboys 2013 and 2019, Tampa Bay Buccaneers 2014-18, Jacksonville Jaguars 2021. Joined Bears in 2022.

**James Rowe**, defensive backs: born Feb. 11, 1986, Cocoa, Fla. No college or pro playing experience. College coach: Bethel 2011, Jacksonville 2012-14, Florida 2015, Valdosta State 2016, Appalachian State 2020. Pro coach: Washington Redskins 2017-19, Indianapolis Colts 2021. Joined Bears in 2022.

**Travis Smith**, defensive line: born Dec. 10, 1985, Walnut Creek, Calif. Linebacker Cal Poly 2006-09. No pro playing experience. College coach: Santa Monica J.C. 2010, Colorado 2011. Pro coach: Oakland/Las Vegas Raiders 2012-21. Joined Bears in 2022.

**Tyke Tolbert**, pass game coordinator/wide receivers: born Sept. 15, 1967, Conroe, Texas. Wide receiver LSU 1990-93. No pro playing experience. College coach: LSU 1994, Northeast Louisiana 1994 and 1995-97, Ohio 1995, Auburn 1998, Louisiana-Lafayette 1999-2001, Florida 2002. Pro coach: Arizona Cardinals 2003, Buffalo Bills 2004-09, Carolina Panthers 2010, Denver Broncos 2011-17, New York Giants 2018-21. Joined Bears in 2022.

**David Walker**, running backs: born Dec. 4, 1969, Rochester, N.Y. Running back Syracuse 1989-92. No pro playing experience. College coach: Miami

## CHICAGO BEARS

(Fla.) 1994, Syracuse 1995-2003, Pittsburgh 2004-10. Pro coach: Indianapolis Colts 2011-14, Detroit Lions 2016-18. Joined Bears in 2022.

**Alan Williams**, defensive coordinator; born Nov. 4, 1968, Norfolk, Va. Running back William & Mary 1988-2001. No pro playing experience. College coach: William & Mary 1996-2000. Pro coach: Tampa Bay Buccaneers 2001, Minnesota Vikings 2012-13, Detroit Lions 2014-17, Indianapolis Colts 2002-11 and 2018-21. Joined Bears in 2022.

**Ronell Williams**, defensive quality control; born Feb. 2, 1992, Chester, Pa. Linebacker West Chester 2011-14. No pro playing experience.

College coach: West Chester 2016, Temple 2017-18. Pro coach: Joined Bears in 2019.

**Omar Young**, offensive quality control; born Sept. 3, 1983, Oakland, Calif. No college or pro playing experience. College coach: Savannah State 2004-07, De Anza 2009, Minnesota State Moorehead 2010, San Jose State 2011-12, Colorado 2013-14, South Carolina 2016, Eastern Illinois 2019-21. Pro coach: Oakland Raiders 2007-08, Cleveland Browns 2015, Green Bay Packers 2017-18. Joined Bears in 2022.

**Tim Zetts**, assistant tight ends; born Oct. 18, 1985, Youngstown, Ohio. Quarterback Akron 2005-06. No pro playing experience. College coach: Akron 2008-09, California University of Pennsylvania 2010, Indiana University of Pennsylvania 2011, Fordham 2012-14, Mercyhurst 2015, John Carroll 2016, Davidson 2017, Mississippi State 2018, Austin Peay 2019-20. Pro coach: Green Bay Packers 2021. Joined Bears in 2022.

### RECORD HOLDERS

#### INDIVIDUAL RECORDS—CAREER

Rushing (Yds.)	Walter Payton, 1975-87	16,726
Passing (Yds.)	Jay Cutler, 2009-16	23,443
Passing (TDs)	Jay Cutler, 2009-16	154
Receiving (No.)	Walter Payton, 1975-87	492
Receiving (Yds.)	Johnny Morris, 1958-67	5,059
Interceptions	Gary Fencik, 1976-87	38
Punting (Avg.)	Pat O'Donnell, 2014-21	45.1
Punt Return (Avg.)	George McAfee, 1940-50	**12.8
Kickoff Return (Avg.)	Gale Sayers, 1965-71	**30.6
Field Goals	Robbie Gould, 2005-15	276
Touchdowns (Tot.)	Walter Payton, 1975-87	125
Points	Robbie Gould, 2005-15	1,207
*Sacks	Richard Dent, 1983-93, 1995	124.5

#### INDIVIDUAL RECORDS—SINGLE SEASON

Rushing (Yds.)	Walter Payton, 1977	1,852
Passing (Yds.)	Erik Kramer, 1995	3,838
Passing (TDs)	Erik Kramer, 1995	29
Receiving (No.)	Brandon Marshall, 2012	118
Receiving (Yds.)	Brandon Marshall, 2012	1,508
Interceptions	Mark Carrier, 1990	10
Punting (Avg.)	Pat O'Donnell, 2017	47.0
	Pat O'Donnell, 2020	47.0
Punt Return (Avg.)	Devin Hester, 2010	17.1
Kickoff Return (Avg.)	Gale Sayers, 1967	37.7
Field Goals	Robbie Gould, 2015	33
Touchdowns (Tot.)	Gale Sayers, 1965	22
Points	Kevin Butler, 1985	144
*Sacks	Robert Quinn, 2021	18.5

#### INDIVIDUAL RECORDS—SINGLE GAME

Rushing (Yds.)	Walter Payton, 11-20-77	275
Passing (Yds.)	Johnny Lujack, 12-11-49	468
Passing (TDs)	Sid Luckman, 11-14-43	**7
Receiving (No.)	Jim Keane, 10-23-49	14
Receiving (Yds.)	Alshon Jeffery, 12-1-13	249
Interceptions	Many times	3
	Last time by Mark Carrier, 12-9-90	
Field Goals	Roger LeClerc, 12-3-61	.5
	Mac Percival, 10-20-68	.5
Touchdowns (Tot.)	Gale Sayers, 12-12-65	**6
Points	Gale Sayers, 12-12-65	.36
*Sacks	Richard Dent, 11-4-84, 12-27-87	4.5

\*Sacks became an official statistic in 1982  
\*\*NFL Record

## CHICAGO BEARS

## 2022 VETERAN ROSTER

No.	Name	Pos.	Ht.	Wt.	Birthdate	Exp.	NFL College	Hometown	How Acq.	'21 Games/ Starts
44	Adams, Matthew	LB	6-0	229	12-12-95	5	Houston	Missouri City, Texas	UFA(Ind)-22	17/0*
50	Attaochu, Jeremiah	LB	6-3	262	01-17-93	9	Georgia Tech	Ibadan, Nigeria	UFA(Den)-21	5/0
90	Blackson, Angelo	DL	6-4	315	11-14-92	8	Auburn	Bear, Del.	UFA(Ari)-21	17/8
35	Blasingame, Khari	FB	6-0	233	07-01-96	4	Vanderbilt	New Market, Ala.	FA-22	11/3*
75	Borom, Larry	OL	6-5	333	03-30-99	2	Missouri	Detroit, Mich.	D5-21	10/8
72	Coleman, Shon	OL	6-5	310	11-25-91	7	Auburn	Memphis, Tenn.	FA-22	0*
29	Cruikshank, Dane	DB	6-1	209	04-27-95	5	Arizona	Chino Hills, Calif.	UFA(Ten)-22	14/4*
71	Davenport, Julien	OL	6-7	315	01-09-95	6	Bucknell	Paulsboro, N.J.	UFA(Ind)-22	9/4*
38	Dawkins, Noah	LB	6-1	235	08-13-97	2	The Citadel	Spartanburg, S.C.	FA-22	2/0*
78	Dozier, Dakota	OL	6-4	305	04-30-91	9	Furman	West Columbia, S.C.	UFA(Min)-22	6/0*
97	Edwards Jr., Mario	DE	6-3	277	01-25-94	8	Florida State	Denton, Texas	UFA(NO)-20	12/1
21	Evans, Darrynton	RB	5-10	203	07-09-98	3	Appalachian State	Oak Hill, Fla.	W(Ten)-22	1/0*
1	Fields, Justin	QB	6-3	228	03-05-99	2	Ohio State	Kennesaw, Ga.	D1-21	12/10
99	Gipson, Trevis	LB	6-4	263	06-13-97	3	Tulsa	Cedar Hill, Texas	D5a-20	16/9
84	Griffin, Ryan	TE	6-6	255	01-11-90	10	Connecticut	Londonberry, N.H.	FA-22	14/12*
24	Herbert, Khalil	RB	5-9	212	04-21-98	2	Virginia Tech	Fort Lauderdale, Fla.	D6a-21	17/2
36	Houston-Carson, DeAndre	DB	6-0	202	04-13-93	7	William & Mary	Woodford, Va.	D6-16	13/3
4	Jackson, Eddie	DB	6-0	206	12-10-93	5	Alabama	Lauderdale Lakes, Fla.	D4a-17	14/14
23	Jackson, Lamar	DB	6-2	208	04-13-98	2	Nebraska	Elk Grove, Calif.	FA-22	1/0*
76	Jenkins, Teven	OL	6-6	321	03-03-98	2	Oklahoma State	Topeka, Kan.	D2-21	6/2
92	Johnson, Caleb	LB	6-2	227	07-28-98	2	Houston Baptist	San Diego, Calif.	FA-21	14/0
33	Johnson, Jaylon	DB	6-0	196	04-19-99	3	Utah	Fresno, Calif.	D2b-20	15/15
93	Jones, Justin	DL	6-3	309	08-22-96	5	North Carolina State	Austell, Ga.	UFA(LAC)-22	11/11*
46	Kamara, Sam	LB	6-2	288	12-21-97	2	Stony Brook	Carteret, N.J.	FA-21	8/0
26	Keyes, BoPete	DB	6-1	200	11-09-97	3	Tulane	Laurel, Miss.	FA-21	5/0
85	Kmet, Cole	TE	6-6	260	03-10-99	3	Notre Dame	Lake Barrington, Ill.	D2a-20	17/17
32	Montgomery, David	RB	5-11	224	06-07-97	4	Iowa State	Cincinnati, Ohio	D3-19	13/13
11	Mooney, Darnell	WR	5-11	173	10-29-97	3	Tulane	Gadsden, Ala.	D5c-20	17/14
18	Moore, David	WR	6-0	215	01-15-95	5	East Central (Okla.)	Gainesville, Texas	FA-22	3/0*
53	Morrow, Nicholas	LB	6-0	225	10-07-95	5	Greenville	Huntsville, Ala.	UFA(LV)-22	0/0*
55	Muhammad, Al-Quadin	DE	6-4	250	03-28-95	6	Miami (Fla.)	Irvington, N.J.	UFA(Ind)-22	17/17*
67	Mustlpher, Sam	OL	6-2	332	08-13-96	3	Notre Dame	Owings Mills, Md.	FA-19	17/17
80	O'Shaughnessy, James	TE	6-4	245	01-14-92	8	Illinois State	Naperville, Ill.	UFA(Jac)-22	7/6*
62	Patrick, Lucas	OL	6-3	313	07-30-93	6	Duke	Brentwood, Tenn.	UFA(GB)-22	17/13*
14	Peterman, Nathan	QB	6-2	225	04-05-94	5	Pittsburgh	Jacksonville, Fla.	FA-22	1/0*
86	Pettis, Dante	WR	6-1	195	10-23-95	5	Washington	San Clemente, Calif.	FA-22	3/0*
13	Pringle, Byron	WR	6-1	201	11-17-93	5	Kansas State	Tampa, Fla.	UFA(KC)-22	17/5*
94	Quinn, Robert	LB	6-4	245	05-18-90	12	North Carolina	Ladson, S.C.	UFA(Dal)-20	16/16
2	Santos, Cairo	K	5-8	175	11-12-91	8	Tulane	St. Augustine, Fla.	FA-20	17/0
48	Scales, Patrick	LS	6-3	226	02-11-88	7	Utah State	Louisville, Ky.	W(Bal)-15	17/0
88	Sharpe, Tajae	WR	6-4	194	12-23-94	7	Massachusetts	Piscataway, N.J.	FA-22	15/7*
20	Shelley, Duke	DB	5-9	176	10-08-96	4	Kansas State	Tucker, Ga.	D6-19	10/4
15	Siemian, Trevor	QB	6-3	220	12-26-91	7	Northwestern	Orlando, Fla.	UFA(NO)-22	6/4*
73	Simmons, Lachavious	OL	6-5	319	09-12-96	3	Tennessee State	Selma, Ala.	D7b-20	2/1
58	Smith, Roquan	LB	6-1	232	04-08-97	5	Georgia	Montezuma, Ga.	D1-18	17/17
19	St. Brown, Equanimeous	WR	6-5	214	09-30-96	5	Notre Dame	Anaheim, Calif.	UFA(GB)-22	13/2*
39	Stroman Jr., Greg	DB	6-0	182	03-08-96	3	Virginia Tech	Bristow, Va.	FA-22	0/0*
45	Thomas, Joe	LB	6-1	233	05-06-91	8	South Carolina State	Blackville, S.C.	FA-22	7/2*
95	Tonga, Khyiris	DL	6-4	338	07-07-96	2	Brigham Young	West Valley, Utah	D7-21	15/2
22	Vildor, Kindle	DB	5-11	189	12-11-97	3	Georgia Southern	College Park, Ga.	D5b-20	17/12
10	Webster, Nsimba	WR	5-10	180	01-27-96	4	Eastern Washington	Antioch, Calif.	W(LAR)-21	6/0
65	Whitehair, Cody	OL	6-3	316	07-11-92	7	Kansas State	Kearney, Neb.	D2-16	17/17
25	Young, Tavon	DB	5-9	185	03-14-94	7	Temple	Oxon Hill, Md.	FA-22	17/7*

\* Adams played 17 games with Indianapolis; Blasingame played 11 games with Tennessee; Coleman last active with Cleveland in '17; Cruikshank played 14 games with Tennessee; Davenport played nine games with the Indianapolis; Dawkins played two games with New York Jets; Dozier played six games with Minnesota; Evans played one game with Tennessee; Griffin played 14 games with New York Jets; Jackson played one game with New York Jets; Jones played one game with Los Angeles Chargers; Moore played two games with Denver and one with Green Bay; Morrow missed 2021 because of injury; Muhammad played 17 games with Indianapolis; O'Shaughnessy played seven games with Jacksonville; Patrick played 17 games with Green Bay; Peterman played one game with Las Vegas; Pettis played five games with San Francisco and two with New York Giants; Pringle played 17 games with Kansas City; Sharpe played 15 games with Atlanta; Siemian played six games with New Orleans; St. Brown played 13 games with Green Bay; Stroman last active with Washington in '20; Thomas played five games with Houston and two games with Baltimore; Wright last active with Atlanta in '20; Young played 17 games with Baltimore.

## CHICAGO BEARS

Players lost through unrestricted free agency (13): Artie Burns (SEA, 11 games in '21); Deon Bush (KC, 14); Damiere Byrd (ATL, 17); Andy Dalton (NO, 8); James Daniels (PIT, 17); Jakeem Grant (CLE, 15); Germain Ifedi (ATL, 9); Joel Iyiegbuniwe (SEA, 11); Bilal Nichols (LV, 17); Pat O'Donnell (GB, 17); Allen Robinson (LAR, 12); Elijah Wilkinson (ATL, 12); Damien Williams (ATL, 12).

Also played with Bears in '21—WR Rodney Adams (one game), G Alex Bars (17), DB Marqui Christian (17), CB Xavier Crawford (13), S Tashaun Gipson (12), DL Eddie Goldman (14), WR Marquise Goodwin (14), DL Akiem Hicks (nine), TE J.P. Holtz (13), DL Margus Hunt (10), LB Bruce Irvin (six), TE Jesse James (14), LB Christian Jones (17), LB Cassius Marsh (four), RB Ryan Nall (nine), LB Alec Ogletree (16), OL Jason Peters (15), RB Artavis Pierce (one), DL Damion Square (one), S Teez Tabor (six), DB Dee Virgin (two).

### FIRST-YEAR ROSTER

Name	Pos.	Ht.	Wt.	Birthdate	College	Hometown	How Acq.
Albright, Christian	LB	6-2	226	03-29-99	Ball State	Kennesaw, Ga.	FA
Alexander, Jon	DB	6-2	217	09-27-99	Charlotte	Fort Worth, Texas	FA
Allen, Chase	TE	6-6	251	07-09-97	Iowa State	Nixa, Mo.	FA
Alufohai, Auzoyah (1)	DL	6-4	320	10-16-96	West Georgia	Houston, Texas	FA-21
Avery, C.J.	LB	6-0	230	03-99	Louisville	Grenada, Miss.	FA
Brisker, Jaquan	DB	6-1	200	04-20-99	Penn State	Pittsburgh, Pa.	D2b
Carter, Ja'Tyre	OL	6-3	311	01-15-99	Southern	White Castle, La.	D7a
Coulter, Isaiah (1)	WR	6-2	198	09-18-98	Rhode Island	Brandywine, Md.	FA-21
Delance, Jean	OL	6-5	357	01-14-98	Florida	Mesquite, Texas	FA
Dew-Treadway, Micah	DT	6-4	308	01-19-97	Minnesota	Bolingbrook, Ill.	FA
Ebner, Trestan	RB	5-11	206	01-02-99	Baylor	Henderson, Texas	D6b
Eiselen, Dieter (1)	OL	6-4	320	06-10-96	Yale	Stellenbosch, South Africa	FA-20
Finke, Chris (1)	WR	5-9	186	05-02-96	Notre Dame	Dayton, Ohio	W (KC)
Gill, Trenton	P	6-4	219	01-01-99	North Carolina State	Hillsborough, N.C.	D7c
Gordon, Kyler	DB	6-0	200	12-17-99	Washington	Mukilleo, Wash.	D2a
Graham Jr., Thomas (1)	DB	5-11	197	06-26-99	Oregon	Rancho Cucamonga, Calif.	D6c-21
Green IV, Allie	DB	6-3	203	02-10-98	Missouri	Austin, Texas	FA
Hicks, Elijah	DB	5-11	200	10-16-99	California	Long Beach, Calif.	D7b
John, Rysen (1)	TE	6-7	220	12-20-97	Simon Fraser	Vancouver, British Columbia, Canada	W (NYG)
Jones Jr., Velus	WR	6-0	200	05-11-97	Tennessee	Saraland, Ala.	D3
Jones, Braxton	OL	6-5	310	03-27-99	Southern Utah	Murray, Utah	D5a
Jones, Jaylon	DB	5-11	190	10-14-97	Ole Miss	Allen, Texas	FA
Joseph, Michael (1)	DB	6-1	196	03-19-95	Dubuque	Oswego, Ill.	FA-18
Kramer, Doug	OL	6-2	300	06-04-98	Illinois	Hinsdale, Ill.	D6c
London, LaCale (1)	DE	6-5	307	08-05-97	Western Illinois	Peoria, Ill.	FA-20
Newsome, Dazz (1)	WR	5-10	184	05-15-99	North Carolina	Hampton, Va.	D6b-21
Ortiz, Antonio	LS	6-4	247	01-25-00	TCU	Mechanicsville, Va.	FA
Robinson, Dominique	DL	6-5	253	07-02-98	Miami (Ohio)	Canton, Ohio	D5b
Sanborn, Jack	LB	6-2	234	07-29-00	Wisconsin	Deer Park, Ill.	FA
Shaa, Kevin	WR	5-10	166	11-10-97	Liberty	San Francisco, Calif.	FA
Snowden, Charles (1)	LB	6-7	245	03-27-98	Virginia	Silver Spring, Md.	FA-21
Taylor, Carson	DE	6-3	241	02-13-98	Northern Arizona	Glendale, Ariz.	FA
Thomas, A.J.	DB	6-2	214	09-18-99	Western Michigan	Detroit, Mich.	FA
Thomas, Zachary	OL	6-5	308	05-26-98	San Diego State	Carlsbad, Calif.	D6a
Tonges, Jake	TE	6-4	240	07-08-99	California	Los Gatos, Calif.	FA
Tuggle, De'Montre	RB	5-8	206	03-29-99	Ohio	Channelview, Texas	FA
Wright, Willie (1)	OL	6-3	300	02-25-96	Tulsa	Houston, Texas	FA

The term **NFL Rookie** is defined as a player who is in his first season of professional football and has not been on the roster of another professional football team for any regular-season or postseason games. A **Rookie** is designated by an "R" on NFL rosters. Players who have been active in another professional football league or players who have NFL experience, including either preseason training camp or being on an Active List or Inactive List, or on Reserve/Injured or Reserve/Physically Unable to Perform for fewer than six regular-season games, are termed **NFL First-Year Players**. An **NFL First-Year Player** is designated by a "1" on NFL rosters. Thereafter, a player is credited with an additional year of experience for each season in which he accumulates six games on the Active List or Inactive List, or on Reserve/Injured or Reserve/Physically Unable to Perform.

Log on to [www.chicagobears.com](http://www.chicagobears.com) for an up-to-date roster.

## DALLAS COWBOYS



National Football Conference  
East Division

**The Star in Frisco**  
1 Cowboys Way  
Frisco, TX 75034  
Telephone: (972) 497-4900

**Team Colors:** Royal Blue, Metallic Silver  
Blue and White

### 2022 SCHEDULE

#### PRESEASON

Aug. 13 at Denver.....8:00 PM  
Aug. 20 at L.A. Chargers.....9:00 PM  
Aug. 26 Seattle.....7:00 PM

#### REGULAR SEASON

Sept. 11 **Tampa Bay**.....7:20 PM  
Sept. 18 **Cincinnati**.....3:25 PM  
Sept. 26 at N.Y. Giants (Mon).....7:15 PM  
Oct. 2 **Washington**.....12:00 PM  
Oct. 9 at L.A. Rams.....3:25 PM  
Oct. 16 at Philadelphia.....7:20 PM  
Oct. 23 **Detroit**.....12:00 PM  
Oct. 30 **Chicago**.....12:00 PM  
BYE  
Nov. 13 at Green Bay.....3:25 PM  
Nov. 20 at Minnesota.....3:25 PM  
Nov. 24 **N.Y. Giants (Thanksgiving)** 3:30 PM  
Dec. 4 **Indianapolis**.....7:20 PM  
Dec. 11 **Houston**.....12:00 PM  
Dec. 18 at Jacksonville.....12:00 PM  
Dec. 24 **Philadelphia**.....3:25 PM  
Dec. 29 at Tennessee (Thu).....7:15 PM  
Jan. 7/8 at Washington.....TBD

*\*All times CT. Sunday night games in  
Weeks 5-15 and 17 subject to change*

**Stadium:** AT&T Stadium  
One AT&T Way  
Arlington, TX 76011

**Opened:** 2009  
**Capacity:** 80,000 (expandable  
to 100,000 for special events)  
**Playing Surface:** SoftTop Matrix Turf

**Training Camp:**  
Marriott Residence Inn  
Oxnard, CA 93030

### CLUB OFFICIALS

**Owner/President/General Manager:**  
Jerry Jones  
**Chief Operating Officer/Executive Vice  
President/Player Personnel:**  
Stephen Jones  
**Executive Vice President/Chief Brand  
Officer:** Charlotte Jones  
**Executive Vice President/Chief Sales and  
Marketing Officer:** Jerry Jones Jr.  
**Chief Financial Officer:** Tom Walker  
**Executive Vice President Business  
Operations:** Chad Estis  
**General Counsel:** Jason Cohen  
**Chief Human Resources Officer:**  
Heidi Weingartner  
**Chief Information Officer:** Matt Messick  
**COO, Dallas Cowboys Merchandising:**  
Tim Burkhart  
**AT&T Stadium General Manager:**  
Tod Martin  
**Vice President Football  
Operations/Administration:**  
Todd Williams  
**Vice President Player Personnel:**  
Will McClay  
**Director of Football Administration &  
Technology:** Jason McKay  
**Director of Pro Scouting:** Alex Loomis  
**Director of Player Development:**  
Bryan Wansley  
**Head Athletic Trainer:** Jim Maurer  
**Equipment Director:** Mike McCord  
**Director of Team Travel/Logistics:**  
Craig Glieber  
**Director of Video:** Mike Maples  
**Senior Director of Community Relations  
and Alumni Affairs:** Emily Robbins  
**Director of Football Communications:**  
Scott Agulnek  
**Director of Media Relations and Corporate  
Communications:** Joe Trahan  
**Vice President of Media and Programming:**  
Derek Eagleton  
**Director of Broadcasting:** Scott Purcel  
**Vice President, Brand and Marketing:**  
Meredith Counce  
**Senior Director of Ticket Operations:**  
Ann Bihari  
**Director of Cheerleading:** Kelli Finglass

### COACHING HISTORY

(561-426-6)  
*Records include postseason games*  
1960-88 Tom Landry.....270-178-6  
1989-93 Jimmy Johnson.....51-37-0  
1994-97 Barry Switzer.....45-26-0  
1998-99 Chan Gailey.....18-16-0  
2000-02 Dave Campo.....15-33-0  
2003-06 Bill Parcells.....34-32-0  
2007-10 Wade Phillips\*.....35-24-0  
2010-19 Jason Garrett.....87-70-0  
2020- Mike McCarthy.....18-16-0  
*\*Released after eight games in 2010*

### PAID ATTENDANCE, 2021

Home 691,390      Away 591,237  
Total 1,282,627  
Single-game home record,  
105,121 (9/20/09)  
Single-season home record,  
691,390 (2021)

### 2022 DRAFT CHOICES

Rd	Name	Pos	College
1	Tyler Smith	T	Tulsa
2	Sam Williams	DE	Mississippi
3	Jalen Tolbert	WR	S. Alabama
4	Jake Ferguson	TE	Wisconsin
5	Matt Waletzko	T	North Dakota
5	DaRon Bland	DB	Fresno State
5	Damone Clark	LB	LSU
5	John Ridgeway	DT	Arkansas
6	Devin Harper	LB	Oklahoma St.

## DALLAS COWBOYS

### 2021 TEAM RECORD

#### REGULAR SEASON (12-5)

Date	Opponent	Result
Sept. 9	at Tampa Bay	L 29-31
Sept. 19	at L.A. Chargers	W 20-17
Sept. 27	PHILADELPHIA	W 41-21
Oct. 3	CAROLINA	W 36-28
Oct. 10	N.Y. GIANTS	W 44-20
Oct. 17	at New England (OT)	W 35-29
Oct. 31	at Minnesota	W 20-16
Nov. 7	DENVER	L 16-30
Nov. 14	ATLANTA	W 43-3
Nov. 21	at Kansas City	L 9-19
Nov. 25	LAS VEGAS (OT)	L 33-36
Dec. 2	at New Orleans	W 27-17
Dec. 12	at Washington	W 27-20
Dec. 19	at N.Y. Giants	W 21-6
Dec. 26	WASHINGTON	W 56-14
Jan. 2	ARIZONA	L 22-25
Jan. 8	at Philadelphia	W 51-26

#### POSTSEASON (0-1)

Jan. 16	SAN FRANCISCO	L 17-23
---------	---------------	---------

#### SCORE BY PERIODS

	1	2	3	4	OT	Total
Team	130	146	103	145	6	530
Opponents	90	96	65	104	3	358

### 2021 TEAM STATISTICS

	Team	Opp.
Total First Downs	390	327
Rushing	111	99
Passing	248	191
Penalty	31	37
3rd Down: Made/Att	99/228	76/223
3rd Down Pct.	43.4	34.1
4th Down: Made/Att	14/24	16/26
4th Down Pct.	58.3	61.5
Possession Avg.	30:20	29:40
Total Net Yards	6919	5967
Avg. Per Game	407.0	351.0
Total Plays	1153	1082
Avg. Per Play	6.0	5.5
Net Yards Rushing	2119	1918
Avg. Per Game	124.6	112.8
Total Rushes	473	429
Net Yards Passing	4800	4049
Avg. Per Game	282.4	238.2
Sacked/Yards Lost	33/163	41/297
Gross Yards	4963	4346
Att./Completions	647/444	612/364
Completion Pct.	68.6	59.5
Had Intercepted	11	26
Punts/Average	65/48.4	71/44.0
Net Punting Avg.	65/44.6	71/40.3
Penalties/Yards	127/1103	121/973
Fumbles/Ball Lost	26/9	14/8
Touchdowns	64	39
Rushing	15	13
Passing	40	24
Returns	9	2

### 2021 INDIVIDUAL STATISTICS

PASSING	Att	Cmp	Yds	Cmp%	Yds/Att	TD	TD%	Int	Int%	LG	Sk/Lost	Rtng
Prescott	596	410	4449	68.8	7.46	37	6.2	10	1.7	51	30/144	104.2
Rush	47	30	422	63.8	8.98	3	6.4	1	2.1	73t	3/19	105.1
C.Wilson	3	3	88	100.0	29.33	0	0.0	0	0.0	35	0/0	118.8
Elliott	1	1	4	100.0	4.00	0	0.0	0	0.0	4	0/0	83.3
Team	647	444	4963	68.6	7.67	40	6.2	11	1.7	73t	33/163	104.8
Opponents	612	364	4346	59.5	7.10	24	3.9	26	4.2	75t	41/297	76.6

#### TD TD TD TD

SCORING	Tot	Ru	Rec	Rt	PAT	FG	Saf	Pts
Zuerlein	0	0	0	0	42/48	29/35	0	129
Elliott	12	10	2	0	0	0	0	78
Schultz	8	0	8	0	0	0	0	50
Cooper	8	0	8	0	0	0	0	48
C.Wilson	6	0	6	0	0	0	0	38
Lamb	6	0	6	0	0	0	0	36
Pollard	3	2	0	1	0	0	0	18
Turner	3	0	3	0	0	0	0	18
Diggs	2	0	2	0	0	0	0	12
Gallup	2	0	2	0	0	0	0	12
Jarwin	2	0	2	0	0	0	0	12
Prescott	1	1	0	0	0	0	0	8
Armstrong	1	0	0	1	0	0	0	6
A.Brown	1	0	0	1	0	0	0	6
Clement	1	0	1	0	0	0	0	6
Golston	1	0	0	1	0	0	0	6
Hardy	1	1	0	0	0	0	0	6
Lawrence	1	0	0	1	0	0	0	6
McKeon	1	0	1	0	0	0	0	6
I.Smith	1	1	0	0	0	0	0	6
Steele	1	0	1	0	0	0	0	6
Watkins	1	0	0	1	0	0	0	6
Wright	1	0	0	1	0	0	0	6
Hajrullahu	0	0	0	0	5/5	0/0	0	5
Team	64	15	40	9	47/53	29/35	0	530
Opponents	39	13	24	2	29/32	29/35	0	358

2-Pt Conv: Elliott 3, Prescott, Schultz, C.Wilson.  
Team 6-10. Opponent 4-7.

#### RUSHING

	No.	Yds	Avg	LG	TD
Elliott	237	1002	4.2	47	10
Pollard	130	719	5.5	58t	2
Prescott	48	146	3.0	21	1
Clement	33	140	4.2	38	0
Lamb	9	76	8.4	33	0
Hardy	4	29	7.3	22t	1
C.Wilson	2	11	5.5	6	0
I.Smith	1	4	4.0	4t	1
Rush	9	-8	-9	2	0
Team	473	2119	4.5	58t	15
Opponents	429	1918	4.5	33	13

#### RECEIVING

	No.	Yds	Avg	LG	TD
Lamb	79	1102	13.9	49t	6
Schultz	78	808	10.4	32t	8
Cooper	68	865	12.7	41	8
Elliott	47	287	6.1	21	2
C.Wilson	45	602	13.4	73t	6
Pollard	39	337	8.6	32	0
Gallup	35	445	12.7	41	2
N.Brown	16	184	11.5	27	0
Turner	12	149	12.4	61	3
Jarwin	11	96	8.7	20	2
Clement	6	29	4.8	8t	1
McKeon	4	27	6.8	12	1
Sprinkle	3	31	10.3	11	0
Steele	1	1	1.0	1t	1
Team	444	4963	11.2	73t	40
Opponents	364	4346	11.9	75t	24

#### INTERCEPTIONS

	No.	Yds	Avg	LG	TD
Diggs	11	142	12.9	59t	2
Lewis	3	88	29.3	66	0
A.Brown	3	45	15.0	45t	1
Kearse	2	34	17.0	34	0
Kazee	2	8	4.0	8	0
Lawrence	1	40	40.0	40t	1
Watkins	1	29	29.0	29t	1
Gregory	1	12	12.0	12	0
Vander Esch	1	7	7.0	7	0
Hooker	1	0	0.0	0	0
Team	26	405	15.6	66	5
Opponents	11	145	13.2	31t	1

#### PUNTING

	No.	Yds	Avg	Net TB	In20	LG	B	
Anger	65	3143	48.4	44.6	4	24	63	0
Team	65	3143	48.4	44.6	4	24	63	0
Opponents	71	3125	44.0	40.3	4	26	68	3

#### PUNT

RETURNS	Ret	FC	Yds	Avg	LG	TD
Lamb	14	9	139	9.9	21	0
C.Wilson	11	5	36	3.3	14	0
Diggs	2	0	10	5.0	9	0
Wright	1	0	0	0.0	0	0
Team	28	14	185	6.6	21	0
Opponents	25	24	163	6.5	23	0

#### KICKOFF

RETURNS	No.	Yds	Avg	LG	TD
Pollard	17	489	28.8	100t	1
Clement	11	215	19.5	29	0
Hardy	1	15	15.0	15	0
Team	29	719	24.8	100t	1
Opponents	18	468	26.0	41	0

#### FIELD

GOALS	1-19	20-29	30-39	40-49	50+
Zuerlein	0/0	5/5	15/16	7/9	2/5
Team	0/0	5/5	15/16	7/9	2/5
Opponents	0/0	7/7	8/8	8/9	6/11

#### SACKS

	No.
Parsons	13.0
Gregory	6.0
Armstrong	5.0
Basham	3.5
Lawrence	3.0
Odighizuwa	2.0
Gallimore	1.5
Lewis	1.5
Golston	1.0
Kearse	1.0
Neal	1.0
Vander Esch	1.0
Watkins	1.0
T.Hill	0.5
Team	41.0
Opponents	33.0

## DALLAS COWBOYS

## 2022 COACHING STAFF

**Mike McCarthy, Head Coach**

**Pro Career:** The Dallas Cowboys named Mike McCarthy the ninth head coach in franchise history on Jan. 5, 2020. Along with 15 years of head-coaching experience and 13 additional years as an assistant coach in the NFL, McCarthy boasts a 143-92-2 regular-season coaching record following 13 seasons with the Green Bay Packers (2006-18) and two (2020-21) in Dallas. He owns the fifth-most wins (25th all-time) and eighth-highest winning percentage among active NFL coaches. His teams have qualified for the postseason 10 times, won six NFC North division titles, one NFC East division Crown, made four NFC Championship Game appearances and took home a Super Bowl XLV championship. In his second season in Dallas, in 2021, McCarthy led the Cowboys to a 12-5 record – a six-win improvement from the COVID-stricken 2020 campaign – and an NFC East title behind the league's highest-scoring offense (31.2 points per game) and a ball-hawking defense (34 takeaways). Known as a prolific offensive mind – and the primary play-caller – McCarthy's Packers offense finished fourth in the NFL in total offense and third in points per game through his tenure with the club. Behind the arm of Aaron Rodgers over that same span, the Packers were third in passing offense. Additionally, his Packers offenses finished in the top-10 in passing yards (10 times), total offense (nine) and scoring (nine). McCarthy's nine playoff appearances overall are the most by a Packers coach since the NFL postseason began in 1933. With the victory over Dallas in the 2016 playoffs, McCarthy surpassed Vince Lombardi and Mike Holmgren for the most playoff victories in team history (10). McCarthy guided the Packers to a franchise-record fourth consecutive division title in 2014. Career record: 153-101-2.

**Background:** Played tight end at Baker University (Kan.) and was all-conference and senior captain in 1986. Earned a degree in business administration. Coached collegiately at Fort Hays State (1987-88) and Pittsburgh (1989-92). No pro playing experience.

**Personal:** Born Nov. 10, 1963, in Pittsburgh, Pa. He and his wife, Jessica, have five children.

**ASSISTANT COACHES**

**Jeff Blasko**, assistant offensive line: born July 6, 1983, Pittsburgh, Pa. Attended Robert Morris. No college or pro playing experience. College coach: Akron 2008-10, Florida 2011, Kansas 2012-14, Pennsylvania 2015. Pro coach: Green Bay Packers 2016-18, Cleveland Browns 2019. Joined Cowboys in 2020.

**Rob Davis**, assistant head coach: born Dec. 10, 1968, Washington, D.C. Defensive tackle Shippensburg (Pa.) 1987-92. Pro long snapper New York Jets 1993-94, Baltimore Stallions (CFL) 1995-96, Kansas City Chiefs 1996, Chicago Bears 1996-97, Green Bay Packers 1997-2008. Pro coach: Joined Cowboys in 2020.

**Aden Durde**, defensive line: born July 10, 1979, North London, England. No college playing experience.

Pro linebacker Scottish Claymores (NFL) 2003-04, Hamburg Sea Devils (NFL) 2005-07, Carolina Panthers 2005, Kansas City Chiefs 2008. Pro coach: Atlanta Falcons 2018-20. Joined Cowboys in 2021.

**George Edwards**, senior defensive assistant: born Jan. 16, 1967, Silver City, N.C. Linebacker Duke 1985-89. No pro playing experience. College coach: Florida 1990-91, Appalachian State 1992-95, Duke 1996, Georgia 1997. Pro coach: Dallas Cowboys 1998-2001, Washington Redskins 2002-03, Cleveland Browns 2004, Miami Dolphins 2005-09, Buffalo Bills 2010-11, Miami Dolphins 2012-13, Minnesota Vikings 2014-19. Rejoined Cowboys in 2020.

**John Fassel**, special teams coordinator: born Jan. 10, 1974, Anaheim, Calif. Wide receiver Weber State 1996-99. No pro playing experience. College coach: Bucknell 1999 and 2002, Idaho State 2001, New Mexico Highlands 2003-04. Pro coach: Amsterdam Admirals (NFL) 2000, Baltimore Ravens 2005-07, Oakland Raiders 2008-11, Los Angeles Rams 2012-19 (interim head coach three games 2016). Joined Cowboys in 2020.

**Al Harris**, defensive backs: born Dec. 7, 1974, Pompano Beach, Fla. Cornerback Trinity Valley (Texas) C.C. 1993-94, Texas A&M-Kingsville 1995-96. Pro cornerback Tampa Bay Buccaneers 1997, Philadelphia Eagles 1998-2002, Green Bay Packers 2003-09, Miami Dolphins 2010, St. Louis Rams 2011. College coach: Florida Atlantic 2019. Pro coach: Kansas City Chiefs 2013-18. Joined Cowboys in 2020.

**Chase Haslett**, offensive quality control: born Aug. 13, 1992, Clayton, Mo. Quarterback Illinois 2011-13, Indiana (Pa.) 2014-15. No pro playing experience. College coach: Mercer 2019. Pro coach: Joined Cowboys in 2020.

**Leon Lett**, assistant defensive line: born Oct. 12, 1968, Mobile, Ala. Defensive tackle Hinds (Miss.) C.C. 1987-88, Emporia State 1989-90. Pro defensive tackle Dallas Cowboys 1991-2000, Denver Broncos 2001. College coach: Louisiana-Monroe 2009-10. Pro coach: Joined Cowboys in 2011.

**Cannon Matthews**, defensive quality control: born June 21, 1985, Cleveland, Ohio. Attended Ohio University. No college or pro playing experience. College coach: Kentucky Christian 2012. Pro coach: Buffalo Bills 2008-11, Cleveland Browns 2013 and 2016, Tennessee Titans 2014-15, Washington Redskins 2017-19. Joined Cowboys in 2020.

**Scott McCurley**, linebackers: born Aug. 1, 1980, New Castle, Pa. Linebacker Pittsburgh 1999-2002. No pro playing experience. College coach: Pittsburgh 2003-05. Pro coach: Green Bay Packers 2009-18. Joined Cowboys in 2020.

**Kellen Moore**, offensive coordinator: born July 5, 1988, Prosser, Wash. Quarterback Boise State

2007-11. Pro quarterback Detroit Lions 2012-14, Dallas Cowboys 2015-17. Pro coach: Joined Cowboys in 2018.

**Harold Nash Jr.**, strength and conditioning coordinator: born May 5, 1970, New Orleans, La. Defensive back Louisiana-Lafayette 1989-92. Pro defensive back New York Giants 1993, Shreveport Pirates (CFL) 1994-95, Montreal Alouettes (CFL) 1996-99, Winnipeg Blue Bombers (CFL) 1999-2003, Edmonton Eskimos (CFL) 2004. Pro coach: New England Patriots 2005-15, Detroit Lions 2016-19. Joined Cowboys in 2020.

**Doug Nussmeier**, quarterbacks: born Dec. 11, 1970, Oswego, Ore. Quarterback Idaho 1990-93. Pro quarterback New Orleans Saints 1994-97, Indianapolis Colts 1998, British Columbia Lions (CFL) 2000. College coach: Michigan State 2003-05, Fresno State 2008, Washington 2009-11, Alabama 2012-13, Michigan 2014, Florida 2015-17. Pro coach: British Columbia Lions (CFL) 2001, Ottawa Renegades (CFL) 2002, St. Louis Rams 2006-07. Joined Cowboys in 2018.

**Skip Peete**, running backs: born Jan. 30, 1963, Phoenix, Ariz. Wide receiver Arizona 1981-82 and Kansas 1984-85. Pro wide receiver New York Jets 1987. College coach: Pittsburgh 1988-92, Michigan State 1993-94, Rutgers 1995, UCLA 1996-97. Pro coach: Oakland Raiders 1998-2006, Dallas Cowboys 2007-12, Chicago Bears 2013-14, Los Angeles Rams 2016-19. Rejoined Cowboys in 2020.

**Joe Philbin**, offensive line: born July 2, 1961, Springfield, Mass. Tight end Washington & Jefferson (Pa.) 1980. No pro playing experience. College coach: Tulane 1984-85, Worcester Tech 1986-87, U.S. Merchant Marine Academy 1988-89, Allegheny College 1990-93, Ohio 1994, Northeastern 1995-96, Harvard 1997-98, Iowa 1999-2002. Pro coach: Green Bay Packers 2003-11 and 2018 (interim head coach four games, 2018), Miami Dolphins 2012-15 (head coach), Indianapolis Colts 2016-17. Joined Cowboys in 2020.

**Robert Prince**, wide receivers: born May 8, 1965, Okinawa, Japan. Wide receiver Humboldt State. No pro playing experience. College coach: Humboldt State 1989-90, Montana State 1991, Sacramento State 1992-93, Fort Lewis 1994-95, Portland State 1998-00, Boise State 2001-03 and 2011-13, Colorado 2010. Pro coach: Japanese X League 1996-97, Atlanta Falcons 2004-06, Jacksonville Jaguars 2007-08, Seattle Seahawks 2009, Detroit Lions 2014-20, Houston Texans 2021. Joined Cowboys in 2022.

**Dan Quinn**, defensive coordinator: born Sept. 11, 1970, Morristown, N.J. Defensive lineman Salisbury State 1990-93. No pro playing experience. College coach: William & Mary 1994, Virginia Military Institute 1995, Hofstra 1996-2000, Florida 2011-12. Pro coach: San Francisco 49ers 2001-04, Miami Dolphins 2005-06, New York Jets

## DALLAS COWBOYS

2007-08, Seattle Seahawks 2009-10 and 2013-14, Atlanta Falcons 2015-20 (head coach). Joined Cowboys in 2021.

**Rayna Stewart**, assistant special teams: born June 18, 1973, Oklahoma City, Okla. Cornerback Northern Arizona 1991-95. Pro safety Houston Oilers 1996-97, Miami Dolphins 1998, Jacksonville Jaguars 1999-2000. College coach: Northwestern 2007-08, Vanderbilt 2015-18. Pro coach: Tennessee Titans 2009-10, Green Bay Packers 2019-21. Joined Cowboys in 2022.

**Scott Tolzien**, offensive assistant: born Sept. 4, 1987, Rolling Meadows, Ill. Quarterback Wisconsin 2008-10. Pro quarterback San Diego Chargers 2011, San Francisco 49ers 2011-13, Green Bay Packers 2013-16, Indianapolis Colts 2016-18. No college coaching experience. Pro coach: Joined Cowboys in 2020.

**Lunda Wells**, tight ends: born Feb. 10, 1983, Baker, La. Guard Southern 2002-05. No pro playing experience. College coach: LSU 2008-11. Pro coach: New York Giants 2012-19. Joined Cowboys in 2020.

**Joe Whitt Jr.**, secondary/pass game coordinator: born July, 19, 1978, Auburn, Ala. Wide receiver Auburn 1997-99. No pro playing experience. College coach: The Citadel 2002, Louisville 2003-06. Pro coach: Atlanta Falcons 2007 and 2020, Green Bay Packers 2008-18, Cleveland Browns 2019. Joined Cowboys in 2021.

### RECORD HOLDERS

#### INDIVIDUAL RECORDS—CAREER

Rushing (Yds.)	Emmitt Smith, 1990-2002	17,162
Passing (Yds.)	Tony Romo, 2003-16	34,183
Passing (TDs)	Tony Romo, 2003-16	248
Receiving (No.)	Jason Witten, 2003-17, 2019	1,215
Receiving (Yds.)	Jason Witten, 2003-17, 2019	12,977
Interceptions	Mel Renfro, 1964-77	52
Punting (Avg.)	Mat McBriar, 2004-11	45.3
Punt Return (Avg.)	Deion Sanders, 1995-99	13.3
Kickoff Return (Avg.)	Dwayne Harris, 2011-14	26.5
Field Goals	Dan Bailey, 2011-17	186
Touchdowns (Tot.)	Emmitt Smith, 1990-2002	164
Points	Emmitt Smith, 1990-2002	986
*Sacks	DeMarcus Ware, 2005-13	117.0

#### INDIVIDUAL RECORDS—SINGLE SEASON

Rushing (Yds.)	DeMarco Murray, 2014	1,845
Passing (Yds.)	Tony Romo, 2012	4,903
Passing (TDs)	Dak Prescott, 2021	37
Receiving (No.)	Michael Irvin, 1995	111
Receiving (Yds.)	Michael Irvin, 1995	1,603
Interceptions	Everson Walls, 1981	11
	Trevon Diggs, 2021	11
Punting (Avg.)	Bryan Anger, 2021	48.4
Punt Return (Avg.)	Bob Hayes, 1968	20.8
Kickoff Return (Avg.)	Dwayne Harris, 2013	30.6
Field Goals	Richie Cunningham, 1997	34
	Greg Zuerlein, 2020	34
Touchdowns (Tot.)	Emmitt Smith, 1995	25
Points	Emmitt Smith, 1995	150
*Sacks	DeMarcus Ware, 2008	20.0

#### INDIVIDUAL RECORDS—SINGLE GAME

Rushing (Yds.)	DeMarco Murray, 10-23-11	253
Passing (Yds.)	Tony Romo, 10-6-13	506
Passing (TDs)	Many times	5
	Last time by Dak Prescott, 1-8-22	
Receiving (No.)	Jason Witten, 10-28-12	18
Receiving (Yds.)	Miles Austin, 10-11-09 (OT)	250
Interceptions	Many times	3
	Last time by Terence Newman, 12-14-03	
Field Goals	Chris Boniol, 11-18-96	7
	Billy Cundiff, 9-15-03	7
Touchdowns (Tot.)	Many times	4
	Last time by Terrell Owens, 11-18-07	
Points	Many times	24
	Last time by Terrell Owens, 11-18-07	
*Sacks	Jim Jeffcoat, 11-10-85	5.0

*\*Sacks became an official statistic in 1982  
\*\*NFL Record*



## DALLAS COWBOYS

## 2022 VETERAN ROSTER

No.	Name	Pos.	Ht.	Wt.	Birthdate	NFL	College	Hometown	How Acq.	'21 Games/ Starts
						Exp.				
5	Anger, Bryan	P	6-3	210	10/6/88	11	California	Camarillo, Calif.	FA-21	17/0
92	Armstrong, Dorance	DE	6-3	260	6/10/97	5	Kansas	Houston, Texas	D4a-18	13/5
75	Ball, Josh	T	6-8	318	5/15/98	2	Marshall	Fredericksburg, Va.	D4b-21	0*
93	Basham, Tarell	DE	6-4	260	3/18/94	6	Ohio	Rocky Mount, Va.	UFA(NYJ)-21	17/6
63	Biadasz, Tyler	C	6-4	315	11/20/97	3	Wisconsin	Amherst, Wis.	D4b-20	17/17
98	Bohanna, Quinton	DT	6-4	330	3/16/99	2	Kentucky	Cordova, Tenn.	D6a-21	14/1
51	Bond, Devante	LB	6-1	236	7/3/1993	4	Oklahoma	Sacramento, Calif.	FA-21	0*
94	Bronson, Josiah	DT	6-3	300	7/3/97	2	Washington	Kent, Wash.	FA-21	7/0*
3	Brown, Anthony	CB	5-11	193	12/15/93	7	Purdue	Tampa, Fla.	D6a-16	16/16
26	Brown, Kyron	CB	6-1	195	5/26/96	2	Akron	Boynton Beach, Fla.	FA-21	1/0
85	Brown, Noah	WR	6-2	215	1/6/96	6	Ohio State	Flanders, N.J.	D7b-17	13/1
76	Collins, Aviante	T	6-4	292	4/21/93	3	TCU	Houston, Texas	FA-21	0*
14	Cox, Jabril	LB	6-3	235	4/16/98	2	LSU	Kansas City, Mo.	D4a-21	7/0
7	Diggs, Trevon	CB	6-1	204	9/20/98	3	Alabama	Gaithersburg, Md.	D2-20	16/16
17	DiNucci, Ben	QB	6-2	222	11/24/96	2	James Madison	Wexford, Pa.	D7-20	0*
23	Dowdle, Rico	RB	5-11	215	6/14/98	3	South Carolina	Asheville, N.C.	FA-20	0*
21	Elliott, Ezekiel	RB	6-0	226	7/22/95	7	Ohio State	St. Louis, Mo.	D1-16	17/17
68	Farniok, Matt	C	6-5	315	9/26/97	2	Nebraska	Sioux Falls, S.D.	D7-21	12/0
81	Fehoko, Simi	WR	6-4	218	11/5/97	2	Stanford	Sandy, Utah	D5-21	5/0
56	Fowler, Dante	DE	6-3	255	8/3/94	8	Florida	St. Petersburg, Fla.	FA-22	14/6*
96	Gallimore, Neville	DT	6-2	310	1/17/97	3	Oklahoma	Ottawa, Ontario	D3-20	5/4
13	Gallup, Michael	WR	6-1	205	3/4/96	5	Colorado State	Monroe, Ga.	D3-18	9/8
57	Gifford, Luke	LB	6-3	242	8/28/95	4	Nebraska	Lincoln, Neb.	FA-19	16/0
99	Golston, Chauncey	DE	6-5	277	2/10/98	2	Iowa	Detroit, Mich.	D3b-21	15/0
29	Goodwin, C.J.	CB	6-3	195	2/4/90	7	California (Pa.)	Wheeling, W.Va.	PS(Cin)-18	17/0
15	Grier, Will	QB	6-1	220	4/3/95	4	West Virginia	Charlotte, N.C.	W(Car)-20	0*
72	Hill, Trysten	DT	6-3	300	3/25/98	4	Central Florida	Lee, Fla.	D2-19	6/0
28	Hooker, Malik	S	6-1	214	4/2/96	6	Ohio State	New Castle, Pa.	FA-21	15/3
1	Joseph, Kelvin	CB	5-11	200	11/11/99	2	Kentucky	Baton Rouge, La.	D2-21	10/2
27	Kearse, Jayron	S	6-4	222	2/11/94	7	Clemson	Fort Myers, Fla.	FA-21	16/15
88	Lamb, CeeDee	WR	6-2	197	4/8/99	3	Oklahoma	Richmond, Texas	D1-20	16/13
90	Lawrence, DeMarcus	DE	6-3	254	4/28/92	9	Boise State	Aiken, S.C.	D2-14	7/7
2	Lewis, Jourdan	CB	5-10	190	8/31/95	6	Michigan	Detroit, Mich.	D3-17	16/13
70	Martin, Zack	G	6-4	315	11/20/90	9	Notre Dame	Indianapolis, Ind.	D1-14	16/16
66	McGovern, Connor	G	6-5	318	11/3/97	4	Penn State	Larksville, Pa.	D3-19	16/6
84	McKeon, Sean	TE	6-5	255	12/28/97	3	Michigan	Dudley, Mass.	FA-20	9/2
44	McQuaide, Jake	LS	6-2	238	7/7/87	12	Ohio State	Cincinnati, Ohio	UFA(LAR)-21	17/0
24	Mukuamu, Israel	S	6-4	215	11/28/99	2	South Carolina	Bossier City, La.	D6b-21	4/0
35	Nall, Ryan	FB	6-2	240	12/27/95	4	Oregon State	Sandy, Ore	FA-22	9/0*
97	Odighizuwa, Osa	DT	6-2	294	8/13/98	2	UCLA	Dayton, Ohio	D3a-21	16/12
11	Parsons, Micah	LB	6-3	248	5/26/99	2	Penn State	Harrisburg, Pa.	D1-21	16/16
20	Pollard, Tony	RB	6-0	212	4/30/97	4	Memphis	Memphis, Tenn.	D4a-19	15/0
4	Prescott, Dak	QB	6-2	228	7/29/93	7	Mississippi State	Haughton, La.	D4b-16	16/16
10	Rush, Cooper	QB	6-3	224	11/21/1993	5	Central Michigan	Charlotte, Mich	FA-20	5/1
86	Schultz, Dalton	TE	6-5	255	7/11/96	5	Stanford	South Jordan, Utah	D4b-18	17/15
77	Smith, Tyron	T	6-5	308	12/12/90	12	Southern California	Moreno Valley, Calif.	D1-11	11/11
87	Sprinkle, Jeremy	TE	6-5	257	8/10/94	6	Arkansas	White Hall, Ark.	UFA(Was)-21	17/4
78	Steele, Terence	T	6-6	318	6/4/97	3	Texas Tech	Cibola, Texas	FA-20	16/13
55	Vander Esch, Leighton	LB	6-4	255	2/8/96	5	Boise State	Riggins, Idaho	D1-18	17/16
83	Washington, James	WR	5-11	213	4/2/96	5	Oklahoma State	Stamford, Texas	UFA(Pit)-22	15/2*
91	Watkins, Carlos	DT	6-3	305	12/5/93	6	Clemson	Mooresboro, N.C.	UFA(Hou)-21	15/14
6	Wilson, Donovan	S	6-0	210	2/21/95	4	Texas A&M	Shreveport, La.	D6-19	9/3
25	Wright, Nahshon	CB	6-4	190	9/23/98	2	Oregon State	Hayward, Calif.	D3c-21	13/1

## DALLAS COWBOYS

\* Ball missed '21 season because of injury; Bond last active with Chicago in '20; Bronson played six games with New Orleans and one with Cleveland; Collins last active with Minnesota in '19; DiNucci last active with Dallas in '20; Dowdle last active with Dallas in '20; Fowler played 14 games with Atlanta; Grier active for one game in '21 (did not play); Nall played nine games with Chicago; Washington played 15 games with Pittsburgh.

Players lost through unrestricted free agency (five): DE Randy Gregory (DEN, 12 games in '21); S Keanu Neal (TB, 14); WR Malik Turner (SF, 14); G Connor Williams (MIA, 17); WR Cedrick Wilson (MIA, 16).

Also played with Cowboys in '21—LB Francis Bernard (eight games); CB Maurice Canady (eight); RB Corey Clement (17); T La'el Collins (12); WR Amari Cooper (15); FS Damontae Kazee (17); T Ty Nsekhe (12); DT Brent Urban (six); K Greg Zuerlein (16).

### FIRST-YEAR ROSTER

Name	Pos.	Ht.	Wt.	Birthdate	College	Hometown	How Acq.
Alarcón, Isaac (1)	G	6-6	318	7/27/98	Monterrey Tech	Monterrey, Mexico	IPP-20
Bell, Markquese	S	6-2	212	1/6/99	Florida A&M	Bridgeton, N.J.	FA
Bland, DaRon	CB	6-0	197	7/12/99	Fresno State	Modesto, Calif.	D5(b)
Bryant, Markaviest	DE	6-4	254	1/4/99	Central Florida	Cordele, Ga.	FA
Bunting, Ian (1)	TE	6-7	255	2/10/96	California	Chilindale, Ill.	FA-21
Clark, Damone	LB	6-2	239	6/28/00	LSU	Baton Rouge, La.	D5(c)-22
Coyle, Tyler (1)	S	6-1	210	11/15/98	Purdue	Windsor, Conn.	FA-21
Davis, Malik	RB	5-10	202	11/26/98	Florida	Tampa, Fla.	FA
Drummond, Dontario	WR	6-1	215	8/22/97	Mississippi	Laurel, Miss.	FA
Empey, James	C	6-3	297	10/27/96	Brigham Young	American Fork, Utah	FA
Faoliu, Austin (1)	DE	6-3	295	1/9/99	Oregon	Santa Ana, Calif.	FA-21
Ferguson, Jake	TE	6-5	245	1/19/99	Wisconsin	Madison, Wisc.	D4
Fryfogle, Ty	WR	6-1	204	1/28/99	Indiana	Lucedale, Miss.	FA
Garibay, Jonathan	K	5-11	217	8/16/99	Texas Tech	Roubidoux, Calif.	FA
Hansford, Aaron	LB	6-2	239	2/23/98	Texas A&M	Washington, D.C.	FA
Hardy, JaQuon (1)	RB	5-8	215	12/31/97	Tiffin	Westlake, Ohio	FA-21
Harper, Devin	LB	6-0	234	5/13/98	Oklahoma State	Knoxville, Tenn.	D6
Hendershot, Peyton	TE	6-4	250	4/23/99	Indiana	North Salem, Ind.	FA
Houston, Dennis	WR	6-1	198	4/24/99	Western Illinois	San Antonio, Texas	FA
Jackson, Storey	LB	6-2	224	4/8/98	Liberty	Kansas City, Kan.	FA
Jones, Braylon (1)	C	6-3	310	2/10/98	Houston	Tyler, Texas	FA-21
Lindstrom, Alec	C	6-3	296	7/7/97	Boston College	Dudley, Mass.	FA
Mosely, Quandre	CB	6-1	185	5/18/99	Kentucky	Brunswick, Ga.	FA
Ralston, Nick (1)	FB	6-0	245	11/10/96	Louisiana	Argyle, Texas	FA-21
Ridgeway, John	DT	6-5	321	5/7/99	Arkansas	Bloomington, Ill.	D5(d)
Robinson, Jaquarii	WR	6-1	186	7/29/98	Wake Forest	Murfreesboro, N.C.	FA
Shampklin, Aaron	RB	5-9	194	10/18/99	Harvard	Paramount, Calif.	FA
Simon, Amon	OT	6-5	303	3/4/98	Texas A&M Commerce	Humble, Texas	FA
Smith, Brandon	WR	6-1	215	12/10/98	Iowa	Lake Cormorant, Miss.	FA-21
Smith, Tyler	OT	6-5	324	4/3/01	Tulsa	Fort Worth, Texas	D1
Tafua, Mika	DE	6-3	249	11/30/96	Utah	Laie, Hawaii	FA
Taylor-Stuart, Isaac	CB	6-1	201	10/25/99	Southern California	San Diego, Calif.	FA
Thomas, Juanyeh	S	6-1	212	6/24/00	Georgia Tech	Niceville, Fla.	FA
Tolbert, Jalen	WR	6-1	194	2/27/99	South Alabama	Mobile, Ala.	D3
Vasher, T.J.	WR	6-6	210	8/29/98	Texas Tech	Wichita Falls, Texas	FA-21
Waletzko, Matt	OT	6-8	312	12/15/99	North Dakota	Cold Spring, Minn.	D5(a)
Williams, Sam	DE	6-4	261	3/31/99	Mississippi	Montgomery, Ala.	D2

The term **NFL Rookie** is defined as a player who is in his first season of professional football and has not been on the roster of another professional football team for any regular-season or postseason games. A **Rookie** is designated by an "R" on NFL rosters. Players who have been active in another professional football league or players who have NFL experience, including either preseason training camp or being on an Active List or Inactive List, or on Reserve/Injured or Reserve/Physically Unable to Perform for fewer than six regular-season games, are termed **NFL First-Year Players**. An **NFL First-Year Player** is designated by a "1" on NFL rosters. Thereafter, a player is credited with an additional year of experience for each season in which he accumulates six games on the Active List or Inactive List, or on Reserve/Injured or Reserve/Physically Unable to Perform.

Log on to [www.dallascowboys.com](http://www.dallascowboys.com) for an up-to-date roster.

## DETROIT LIONS



National Football Conference  
North Division

**222 Republic Drive**  
**Allen Park, MI 48101**  
**Telephone: (313) 216-4000**

**Team Colors:** Honolulu Blue and Silver

### 2022 SCHEDULE

#### PRESEASON

Aug. 12 **Atlanta** ..... 6:00 PM  
 Aug. 20 **at Indianapolis** ..... 1:00 PM  
 Aug. 28 **at Pittsburgh** ..... 4:30 PM

#### REGULAR SEASON

Sept. 11 **Philadelphia** ..... 1:00 PM  
 Sept. 18 **Washington** ..... 1:00 PM  
 Sept. 25 **at Minnesota** ..... 1:00 PM  
 Oct. 2 **Seattle** ..... 1:00 PM  
 Oct. 9 **at New England** ..... 1:00 PM  
 BYE  
 Oct. 23 **at Dallas** ..... 1:00 PM  
 Oct. 30 **Miami** ..... 1:00 PM  
 Nov. 6 **Green Bay** ..... 1:00 PM  
 Nov. 13 **at Chicago** ..... 1:00 PM  
 Nov. 20 **at N.Y. Giants** ..... 1:00 PM  
 Nov. 24 **Buffalo (Thanksgiving)** : 12:30 PM  
 Dec. 4 **Jacksonville** ..... 1:00 PM  
 Dec. 11 **Minnesota** ..... 1:00 PM  
 Dec. 18 **at N.Y. Jets** ..... 1:00 PM  
 Dec. 24 **at Carolina (Sat)** ..... 1:00 PM  
 Jan. 1 **Chicago** ..... 1:00 PM  
 Jan. 7/8 **at Green Bay** ..... TBD  
*\*All times ET*

**Stadium:** Ford Field  
 2000 Brush Street  
 Detroit, MI 48226  
**Opened:** 2002  
**Capacity:** 64,500  
**Playing Surface:** FieldTurf

**Training Camp:**  
 222 Republic Drive  
 Allen Park, MI 48101

#### CLUB OFFICIALS

Principal Owner and Chair: Sheila Hamp  
 Owners/Vice Chairs: Martha Ford Morse,  
 William Clay Ford Jr.,  
 Elizabeth Ford Kontulis  
 Owner/Chair Emeritus:  
 Martha Firestone Ford  
 President and CEO: Rod Wood  
 Executive Vice President and General  
 Manager: Brad Holmes  
 Chief Operating Officer: Mike Disner  
 Chief Financial and Administrative Officer:  
 Allison Maki  
 Chief Legal Officer: Jay Colvin  
 Chief Communications and Brand Officer:  
 Brian Facchini  
 Chief People and Diversity Officer:  
 Lindsay Versteegen  
 Special Assistant to President/CEO and  
 Chairperson: Chris Spielman  
 Senior Vice President, Revenue:  
 Kelly Kozole  
 Senior Vice President, Marketing and  
 Brand: Emily Griffin  
 Senior Vice President, Facilities:  
 Todd Argust  
 Senior Vice President, Strategy and  
 Analytics: Ashton Mullinix  
 Vice President of Finance: Elliott Kessler  
 Vice President of Corporate Development  
 & Ticketing: Todd Lambert  
 Vice President of Information Technology:  
 Steve Lancaster  
 Vice President, Community and  
 Foundation: Roxanne Caine  
 Assistant General Manager: Ray Agnew Jr.  
 Director of Pro Scouting: Rob Lohman  
 Director of Scouting Advancement:  
 Mike Martin  
 Director of Player Personnel:  
 Lance Newmark  
 Director of College Scouting: Dave Sears  
 Senior Personnel Executive: John Dorsey  
 Senior Advisor, Player Personnel Operations/  
 Strategic Initiatives: Don Corzine  
 Player Personnel: Brian Hudspeth, Mark  
 Olson, Dave Uyrus, Cary Conklin,  
 Patrick Mularkey, Steve Neal, Scott  
 Sika, Eloy Ledesma, Jordan Martin, Joe  
 Kelleher, Justin Licker, Dakota Duncan,  
 Elizabeth Laux, Ademi Smith, Blake Ask,  
 Alexis Duhaney, Joe Harvey  
 Director of Football Compliance/Lead  
 Football Counsel: Jon Dykema  
 Director of Football Communications:  
 Eamonn Reynolds  
 Senior Director of New Media:  
 John Bondegard  
 Head Athletic Trainer: Kevin Bastin  
 Equipment Manager: Tim O'Neill  
 Director of Video Operations: Erik Kunttu

#### COACHING HISTORY

##### Portsmouth Spartans 1930-33 (577-707-34)

*Records include postseason games*

1930	Hal (Tubby) Griffen.....	5-6-3
1931-36	George (Potsy) Clark.....	49-20-6
1937-38	Earl (Dutch) Clark.....	14-8-0
1939	Elmer (Gus) Henderson.....	6-5-0
1940	George (Potsy) Clark.....	5-5-1
1941-42	Bill Edwards*.....	4-9-1
1942	John Karcis.....	0-8-0
1943-47	Charles (Gus) Dorais.....	20-31-2
1948-50	Alvin (Bo) McMillin.....	12-24-0
1951-56	Raymond (Buddy) Parker.....	50-24-2
1957-64	George Wilson.....	55-45-6
1965-66	Harry Gilmer.....	10-16-2
1967-72	Joe Schmidt.....	43-35-7
1973	Don McCafferty.....	6-7-1
1974-76	Rick Forzano**.....	15-17-0
1976-77	Tommy Hudspeth.....	11-13-0
1978-84	Monte Clark.....	43-63-1
1985-88	Darryl Rogers***.....	18-40-0
1988-96	Wayne Fontes.....	67-71-0
1997-2000	Bobby Ross****.....	27-32-0
2000	Gary Moeller.....	4-3-0
2001-02	Marty Mornhinweg.....	5-27-0
2003-05	Steve Mariucci#.....	15-28-0
2005	Dick Jauron.....	1-4-0
2006-08	Rod Marinelli.....	10-38-0
2009-13	Jim Schwartz.....	29-52-0
2014-17	Jim Caldwell.....	36-30-0
2018-20	Matt Patricia##.....	13-29-1
2020	Darrell Bevell.....	1-4-0
2021-	Dan Campbell.....	3-13-1

\* Released after three games in 1942  
 \*\* Resigned after four games in 1976  
 \*\*\* Released after 11 games in 1988  
 \*\*\*\* Resigned after nine games in 2000  
 # Released after 11 games in 2005  
 ## Released after 11 games in 2020

#### PAID ATTENDANCE, 2021

Home 394,965  
 Away 602,207  
 Total 997,172  
 Single-game home record,  
 80,444 (12/20/81)  
 Single-season home record,  
 644,904 (1980)

#### 2022 DRAFT CHOICES

Rd	Name	Pos	College
1	Aidan Hutchinson	DE	Michigan
1	Jameson Williams	WR	Alabama
2	Josh Paschal	DT	Kentucky
3	Kerby Joseph	DB	Illinois
5	James Mitchell	TE	Virginia Tech
6	Malcolm Rodriguez	LB	Oklahoma St.
6	James Houston	LB	Jackson St.
7	Chase Lucas	DB	Arizona St.

# DETROIT LIONS

## 2021 TEAM RECORD

### REGULAR SEASON (3-13-1)

Date	Opponent	Result
Sept. 12	SAN FRANCISCO	L 33-41
Sept. 20	at Green Bay	L 17-35
Sept. 26	BALTIMORE	L 17-19
Oct. 3	at Chicago	L 14-24
Oct. 10	at Minnesota	L 17-19
Oct. 17	CINCINNATI	L 11-34
Oct. 24	at L.A. Rams	L 19-28
Oct. 31	PHILADELPHIA	L 6-44
Nov. 14	at Pittsburgh (OT)	T 16-16
Nov. 21	at Cleveland	L 10-13
Nov. 25	CHICAGO	L 14-16
Dec. 5	MINNESOTA	W 29-27
Dec. 12	at Denver	L 10-38
Dec. 19	ARIZONA	W 30-12
Dec. 26	at Atlanta	L 16-20
Jan. 2	at Seattle	L 29-51
Jan. 9	GREEN BAY	W 37-30

### SCORE BY PERIODS

Team	40	107	79	99	0	—	325
Opponents	85	154	113	115	0	—	467

### 2021 TEAM STATISTICS

	Team	Opp.
Total First Downs	329	372
Rushing	104	135
Passing	193	211
Penalty	32	26
3rd Down: Made/Att	74/213	92/204
3rd Down Pct.	34.7	45.1
4th Down: Made/Att	21/41	9/14
4th Down Pct.	51.2	64.3
Possession Avg.	28:55	31:05
Total Net Yards	5484	6456
Avg. Per Game	322.6	379.8
Total Plays	1056	1092
Avg. Per Play	5.2	5.9
Net Yards Rushing	1886	2296
Avg. Per Game	110.9	135.1
Total Rushes	427	518
Net Yards Passing	3598	4160
Avg. Per Game	211.6	244.7
Sacked/Yards Lost	36/286	30/201
Gross Yards	3884	4361
Att./Completions	593/396	544/359
Completion Pct.	66.8	66.0
Had Intercepted	14	11
Punts/Average	65/49.2	47/45.8
Net Punting Avg.	65/42.3	47/40.0
Penalties/Yards	105/824	87/818
Fumbles/Ball Lost	17/9	17/8
Touchdowns	35	52
Rushing	12	19
Passing	23	31
Returns	0	2

## 2021 INDIVIDUAL STATISTICS

PASSING	Att	Cmp	Yds	Cmp%	Yds/Att	TD	TD%	Int	Int%	LG	Sk/Lost	Rtng
Stafford	528	339	4084	64.2	7.73	26	4.9	10	1.9	73	38/254	96.3
Daniel	43	29	264	67.4	6.14	1	2.3	2	4.7	28	3/29	72.2
Blough	10	6	49	60.0	4.90	0	0.0	1	10.0	20	1/10	32.9
Agnew	1	0	0	0.0	0.00	0	0.0	0	0.0	---	0/0	39.6
Team	582	374	4397	64.3	7.55	27	4.6	13	2.2	73	42/293	93.3
Opponents	557	383	4753	68.8	8.53	38	6.8	7	1.3	75t	24/195	112.4

SCORING	Tot	Ru	Rec	Rt	PAT	FG	Saf	Pts
Patterson	0	0	0	0	16/16	13/14	0	55
Swift	7	5	2	0			0	42
St. Brown	6	1	5	0			0	40
Seibert	0	0	0	0	5/5	10/12	0	35
Hockenson	4	0	4	0			0	26
Raymond	4	0	4	0			0	24
Rosas	0	0	0	0	1/1	1/1	0	4
J. Williams	3	3	0	0			0	18
Cephus	2	0	2	0			0	14
Jefferson	2	2	0	0			0	12
J. Reynolds	2	0	2	0			0	12
Wright	2	0	2	0			0	12
Santos0	0	0	0	5/6	2/3		0	11
Cabinda	1	0	1	0			0	6
Decker	1	0	1	0			0	6
Igwebuike	1	1	0	0			0	6
Hodge	0	0	0	0			0	2
Team	35	12	23	0	27/28	26/30	0	325
Opponents	52	19	31	2	43/45	36/41	0	467

*2-Pt Conv: St. Brown 2, Cephus, Hockenson, Hodge. Team 5-6. Opponents 2-7.*

RUSHING	No.	Yds	Avg	LG	TD
Swift	151	617	4.1	57t	5
J. Williams	153	601	3.9	20	3
C. Reynolds	55	230	4.2	35	0
Igwebuike	18	118	6.6	42t	1
Goff	17	87	5.1	26	0
Jefferson	15	74	4.9	28t	2
St. Brown	7	61	8.7	26t	1
Moore	1	28	28.0	28	0
Raymond	4	28	7.0	13	0
Cabinda	3	23	7.7	21	0
Boyle	2	13	6.5	14	0
Blough	1	6	6.0	6	0
Team	427	1886	4.4	57t	12
Opponents	518	2296	4.4	48	19

RECEIVING	No.	Yds	Avg	LG	TD
St. Brown	90	912	10.1	37t	5
Swift	62	452	7.3	63t	2
Hockenson	61	583	9.6	33	4
Raymond	48	576	12.0	75t	4
J. Reynolds	19	306	16.1	39t	2
J. Williams	26	157	6.0	15	0
Cephus	15	204	13.6	46	2
Hodge	13	157	12.1	42	0
Wright	12	117	9.8	36t	2
Benson	10	103	10.3	24	0
Igwebuike	7	60	8.6	18	0
C. Reynolds	7	52	7.4	14	0
Kennedy	6	54	9.0	15	0
Fells	4	43	10.8	24	0
Jefferson	4	23	5.8	11	0
Cabinda	4	16	4.0	6t	1
Zylstra	3	34	11.3	16	0
T. Williams	2	14	7.0	7	0
Decker	2	4	2.0	6t	1
Price	1	17	17.0	17	0
Team	396	3884	9.8	75t	23
Opponents	359	4361	12.1	79t	31

INTERCEPTIONS	No.	Yds	Avg	LG	TD
Oruwarriye	6	73	12.2	50	0
Moore	1	21	21.0	21	0
J. Okwara	1	9	9.0	9	0
Walker III	1	5	5.0	5	0
Anzalone	1	0	0.0	0	0
Parker	1	0	0.0	0	0
Team	11	108	9.8	50	0
Opponents	14	116	8.3	39t	1

PUNTING	No.	Yds	Avg	Net Bt	In20	LG	B
Fox	65	3198	49.2	42.3	7	17	70
Team	65	3198	49.2	42.3	7	17	70
Opponents	47	2154	45.8	40.0	2	20	61

PUNT RETURNS	Ret	FC	Yds	Avg	LG	TD
Raymond	21	15	236	11.2	48	0
Jacobs	1	0	0	0.0	0	0
St. Brown	0	1	0	---	---	0
Team	22	16	236	10.7	48	0
Opponents	35	10	308	8.8	29	0

KICKOFF RETURNS	No.	Yds	Avg	LG	TD
Igwebuike	28	697	24.9	47	0
Ballentine	4	94	23.5	26	0
Kennedy	4	89	22.3	28	0
Team	36	880	24.4	47	0
Opponents	35	763	21.8	44	0

FIELD GOALS	1-19	20-29	30-39	40-49	50+
Patterson	0/0	3/3	6/6	4/4	0/1
Seibert	0/0	0/0	4/4	5/6	1/2
Rosas	0/0	0/0	0/0	1/1	0/0
Santos0	0/0	1/1	1/1	0/1	0/0
Team	0/0	4/4	11/11	10/12	1/3
Opponents	0/0	7/7	11/11	9/12	9/11

SACKS	No.
C. Harris	7.5
J. Okwara	5.0
A. Bryant	4.5
Barnes	2.0
McNeill	2.0
Flowers	1.5
Lemonier	1.5
Anzalone	1.0
Brockers	1.0
R. Okwara	1.0
Onwuzurike	1.0
Walker III	1.0
W. Harris	0.5
N. Williams	0.5
Team	30.0
Opponents	36.0

## DETROIT LIONS

## 2022 COACHING STAFF

**Dan Campbell, Head Coach**

**Pro Career:** Named the Lions' 28th head coach on Jan. 21, 2021. Campbell enters his second season with the Lions after 22 years of NFL experience, including 11 years as a coach and 11 as a player. He previously served as the assistant head coach/tight ends coach for the New Orleans Saints, a position he held since 2016. During the span of his five-year coaching tenure with New Orleans, the club captured four NFC South division titles, ranked first in the NFL in points scored (2,361), touchdowns (277), net yardage (31,147) and posted the third-most wins (56) in the league. In 2015, Campbell became the Miami Dolphins' interim head coach, taking over a 1-3 team and guiding Miami to a 5-7 finish. Under Campbell, Miami improved eight spots in the NFL's rushing yards per game rankings and saw five Dolphins selected to the Pro Bowl in 2015. Following his NFL playing career, Campbell initially joined the Dolphins in 2010 as a coaching intern before overseeing the tight ends unit for five seasons (2011-15).

**Background:** Selected by the New York Giants in the third round of the 1999 NFL Draft, Campbell played 10 seasons as a tight end with the Giants (1999-2002), Dallas Cowboys (2003-05) and Detroit Lions (2006-08). Prior to entering the NFL, Campbell was a four-year letterman (1995-98) at Texas A&M. He has no college coaching experience.

**Personal:** Born April 13, 1976, in Clifton, Texas. He and his wife, Holly, have a son, Cody, and a daughter, Piper. He earned a bachelor's degree in agricultural development from Texas A&M.

**ASSISTANT COACHES**

**Wayne Blair**, defensive quality control; born Aug. 12, 1975. Linebacker Tulane 1994-99. Pro linebacker Calgary Stampeders (CFL) 1999, Montreal Alouettes (CFL) 1999, Toronto Argonauts (CFL) 2000. College coach: New Haven 2002-04. High school coach: Saint Thomas Aquinas High School 1999-2002 and 2004-07, Blanche Ely High School 2007-08, University School of NSU 2008-11 and 2014-17, Boyd H. Anderson High School 2011-14, Island Coast High School 2014. Pro coach: Joined Lions in 2022.

**Mark Brunell**, quarterbacks; born Sept. 17, 1970, Los Angeles, Calif. Quarterback Washington 1989-92. Pro quarterback Green Bay Packers 1994, Jacksonville Jaguars 1995-2003, Washington Redskins 2004-06, New Orleans Saints 2008-09, New York Jets 2010-11. No college coaching experience. High school coach: Providence (Jacksonville, Fla.) 2012, Episcopal (Jacksonville, Fla.) 2013-20. Pro coach: Joined Lions in 2021.

**Mike Clark**, sports performance coordinator; born Aug. 22, 1954. Center Ottawa (Kan.) 1974-77. No pro playing experience. College coach: Wyoming 1981-82, Kansas 1982-83, Oregon 1983-88, Southern California 1988-90, Texas A&M 1990-2004, Trinity (San Antonio, Texas) 2018-20. Pro

coach: Seattle Seahawks 2004-10, Kansas City Chiefs 2010-13, Chicago Bears 2013-14, Washington Redskins 2014-16. Joined Lions in 2021.

**David Corrao**, defensive assistant/outside linebackers; born June 11, 1974, Mission Viejo, Calif. Linebacker San Diego 1992. No pro playing experience. College coach: Syracuse 2000-03, Northeastern 2004, Mississippi 2005-07, Northern Michigan 2016. Pro coach: Miami Dolphins 2008-15. Joined Lions in 2018.

**Jill Costanza**, director of sports science; born June 25, 1980, Gouverneur, N.Y. Attended Houston. College coach: Houston 2013, Miami (Fla.) 2013-14, Texas 2015-16. Pro coach: Joined Lions in 2021.

**Cameron Davis**, assistant defensive line; born July 23, 1992. No college or pro playing experience. College coach: Diablo Valley College 2013-14, La Verne 2015, Texas A&M 2016, Rice 2017-18, Kentucky 2019, Lamar 2020-21. Pro coach: Joined Lions in 2022.

**Brian Duker**, safeties; born July 15, 1989, Baltimore, Md. Attended Towson. No college or pro playing experience. College coach: Towson 2007-10, Bryant 2011-12, Missouri 2013-14. Pro coach: Cleveland Browns 2015, San Francisco 49ers 2016, Baltimore Ravens 2018-20. Joined Lions in 2021.

**Tanner Engstrand**, tight ends/passing game coordinator; born June 18, 1982, San Diego, Calif. Quarterback Grossmont 2000-02 and San Diego State 2003-04. No pro playing experience. College coach: San Diego 2011-18, Michigan 2018-19. Pro coach: D.C. Defenders (XFL) 2019. Joined Lions in 2020.

**Dave Fipp**, special teams coordinator; born Aug. 8, 1974, Albuquerque, N.M. Defensive back Arizona 1994-97. No pro playing experience. College coach: Holy Cross 1998-99, Arizona 2000, Cal Poly 2001, Nevada 2004, San Jose State 2005-07. Pro coach: San Francisco 49ers 2008-10, Miami Dolphins 2011-12, Philadelphia Eagles 2013-20. Joined Lions in 2021.

**Hank Fraley**, offensive line; born Sept. 21, 1977, Gaithersburg, Md. Offensive lineman Robert Morris 1997-99. Pro offensive lineman Philadelphia Eagles 2001-05, Cleveland Browns 2006-09, St. Louis Rams 2010. College coach: San Diego 2012, San Jose State 2013, UCLA 2017. Pro coach: Minnesota Vikings 2014-16. Joined Lions in 2018.

**Aaron Glenn**, defensive coordinator; born July 16, 1972, Humble, Texas. Defensive back Texas A&M 1992-93. Pro defensive back New York Jets 1994-2001, Houston Texans 2002-04, Dallas Cowboys 2005-06, Jacksonville Jaguars 2007, New Orleans

Saints 2008. Pro coach: Cleveland Browns 2014-15, New Orleans Saints 2016-20. Joined Lions in 2021.

**Morris Henry**, assistant strength and conditioning; born Dec. 10, 1991, Orlando, Fla. Defensive back Morehead State 2011-14. No pro playing experience. College coach: Auburn 2016-19. Pro coach: Joined Lions in 2020.

**Ben Johnson**, offensive coordinator; born May 11, 1986, Charleston, S.C. Quarterback North Carolina 2004-06. No pro playing experience. College coach: Boston College 2009-11. Pro coach: Miami Dolphins 2012-18. Joined Lions in 2019.

**Jett Modkins**, assistant special teams; born April 23, 1995, Fort Worth, Texas. Defensive back Glendale (Ariz.) C.C., Mesa (Ariz.) C.C. No pro playing experience. College coach: Akron 2019. Pro coach: Denver Broncos 2020. Joined Lions in 2021.

**John Morton**, senior offensive assistant; born Sept. 24, 1969, Auburn Hills, Mich. Wide receiver Grand Rapids C.C. 1989-90, Western Michigan 1991-92. Pro wide receiver Toronto Argonauts (CFL) 1995-95, Frankfurt Galaxy (NFL) 1997. College coach: San Diego 2005, Southern California 2007-10. Pro coach: Oakland Raiders 2002-04, New Orleans Saints 2006, San Francisco 49ers 2011-14, New Orleans Saints 2015-16, New York Jets 2017, Oakland/Las Vegas Raiders 2019-21. Joined Lions in 2022.

**Steve Oliver**, offensive quality control; born Sept. 29, 1992, Billings, Mont. Offensive lineman San Diego 2011-15. No pro playing experience. College coach: Idaho 2016-17 and 2019, Montana State-Northern 2018. Pro coach: Joined Lions in 2021.

**DeOn'ae Pannell**, WCF Minority Coaching Assistantship; born March 19, 1990, Southfield, Mich. Offensive lineman Penn State 2008-11. No pro playing experience. College coach: Peru State 2016-20. Pro coach: Joined Lions in 2021.

**Aubrey Pleasant**, defensive backs/passing game coordinator; born Aug. 20, 1986, Tulsa, Okla. Defensive back Wisconsin 2005-08. No pro playing experience. College coach: Michigan 2011-12. Pro coach: Cleveland Browns 2013, Washington Redskins 2013-16, Los Angeles Rams 2017-20. Joined Lions in 2021.

**Antwaan Randle El**, wide receivers; born Aug. 17, 1979, Riverdale, Ill. Quarterback Indiana 1998-2001. Pro wide receiver Pittsburgh Steelers 2002-05 and 2010, Washington Redskins 2006-09. No college coaching experience. Pro coach: Tampa Bay Buccaneers 2019-20. Joined Lions in 2021.

## DETROIT LIONS

**Seth Ryan**, assistant wide receivers; born March 26, 1994, Phoenix, Ariz. Wide receiver Clemson 2013-17. No pro playing experience. No college coaching experience. Pro coach: Los Angeles Chargers 2017-20. Joined Lions in 2021.

**Josh Schuler**, head strength and conditioning; born Oct. 5, 1983, Muscatine, Iowa. Attended Iowa State. No college or pro playing experience. College coach: Colorado 2007 and 2010-12, Auburn 2008-10, Navy 2012-15. Pro coach: Joined Lions in 2016.

**Kelvin Sheppard**, linebackers; born Jan. 2, 1988, Stone Mountain, Ga. Linebacker LSU 2007-10. Pro linebacker Buffalo Bills 2011-12, Indianapolis Colts 2013, Miami Dolphins 2014-15, New York Giants 2016-17, Detroit Lions 2018. College coach: LSU 2020. Pro coach: Joined Lions in 2021.

**Duce Staley**, assistant head coach/running backs; born Feb. 27, 1975, Tampa, Fla. Running Back South Carolina 1993-96. Pro running back Philadelphia Eagles 1997-2003, Pittsburgh Steelers 2004-06. Pro coach: Philadelphia Eagles 2011-20. Joined Lions in 2021.

**Stephen Thomas**, defensive quality control; born July 29, 1983, Brooklyn, N.Y. Defensive back Buffalo 2002-05. No pro playing experience. College coach: Cortland 2007-08, Delaware 2009-10, Southern Mississippi 2011, Princeton 2012-14 and 2016-18. Pro coach: Philadelphia Eagles 2015. Joined Lions in 2019.

**Todd Wash**, defensive line; born July 19, 1968, Miles City, Mont. Linebacker North Dakota State. No pro playing experience. College coach: Fort Lewis 1996-99, Nebraska-Kearney 2000-01, North Dakota State 2002-03, Missouri Southern State 2004, North Dakota State 2005-06. Pro coach: Tampa Bay Buccaneers 2007-10, Seattle Seahawks 2011-12, Jacksonville Jaguars 2013-20. Joined Lions in 2021.

### RECORD HOLDERS

#### INDIVIDUAL RECORDS—CAREER

Rushing (Yds.)	Barry Sanders, 1989-1998	15,269
Passing (Yds.)	Matthew Stafford, 2009-20	45,109
Passing (TDs)	Matthew Stafford, 2009-20	282
Receiving (No.)	Calvin Johnson, 2007-15	731
Receiving (Yds.)	Calvin Johnson, 2007-15	11,619
Interceptions	Dick LeBeau, 1959-1972	62
Punting (Avg.)	Jack Fox, 2020-21	49.2
Punt Return (Avg.)	Jack Christiansen, 1951-58	12.8
Kickoff Return (Avg.)	Pat Studstill, 1961-67	25.7
Field Goals	Jason Hanson, 1992-2012	495
Touchdowns (Tot.)	Barry Sanders, 1989-1998	109
Points	Jason Hanson, 1992-2012	2,150
*Sacks	Robert Porcher, 1992-2003	95.5

#### INDIVIDUAL RECORDS—SINGLE SEASON

Rushing (Yds.)	Barry Sanders, 1997	2,053
Passing (Yds.)	Matthew Stafford, 2011	5,038
Passing (TDs)	Matthew Stafford, 2011	41
Receiving (No.)	Herman Moore, 1995	123
Receiving (Yds.)	Calvin Johnson, 2012	1,964
Interceptions	Don Doll, 1950	12
	Jack Christiansen, 1953	12
Punting (Avg.)	Jack Fox, 2021	49.2
Punt Return (Avg.)	Jack Christiansen, 1952	21.5
Kickoff Return (Avg.)	Ameer Abdullah, 2015	29.1
Field Goals	Jason Hanson, 1993	34
Points	Jason Hanson, 2012	134
*Sacks	Robert Porcher, 1999	15.0

#### INDIVIDUAL RECORDS—SINGLE GAME

Rushing (Yds.)	Barry Sanders, 11-13-94	237
Passing (Yds.)	Matthew Stafford, 1-1-12	520
Passing (TDs)	Gary Danielson, 12-9-78	5
	Matthew Stafford, 11-22-09,	
	11-20-11, 1-1-12, 11-26-15	5
Receiving (No.)	Herman Moore, 12-4-95	14
	Calvin Johnson, 10-27-13	14
Receiving (Yds.)	Calvin Johnson, 10-27-13	329
Interceptions	Don Doll, 10-23-49	**4
Field Goals	Garoy Yepremian, 11-13-66	6
	Jason Hanson, 10-17-99	6
Touchdowns (Tot.)	Dutch Clark, 10-22-34	4
	Cloyce Box, 12-3-50	4
	Barry Sanders, 11-24-91	4
	Marvin Jones Jr., 10-20-19	4
Points	Dutch Clark, 10-22-34	24
	Cloyce Box, 12-3-50	24
	Barry Sanders, 11-24-91	24
	Marvin Jones Jr., 10-20-19	24
*Sacks	Bill Gay, 9-4-83	5.5

\*Sacks became an official statistic in 1982  
\*\*NFL record

## DETROIT LIONS

## 2022 VETERAN ROSTER

No.	Name	Pos.	Ht.	Wt.	Birthdate	NFL		College	Hometown	How Acq.	'21 Games/	
						Exp.	Year				Starts	Starts
34	Anzalone, Alex	LB	6-3	237	09-22-94	6	Florida	Wyomissing, Pa.	UFA(NO)-21		14/14	
94	Banks, Eric	DE	6-5	274	01-30-98	2	Texas-San Antonio	Memphis, Tenn.	W(LAC)-21		3/0	
55	Barnes, Derrick	LB	6-0	238	05-29-99	2	Purdue	Covington, Ky.	D4b-21		17/7	
17	t-Benson, Trinity	WR	6-0	180	01-16-97	2	East Central	Lewisville, Texas	T(Den)-21		8/2	
10	Blough, David	QB	6-1	205	07-31-95	3	Purdue	Carrollton, Texas	T(Cle)-19		1/0	
49	Board, Chris	LB	6-2	237	07-23-95	5	North Dakota State	Orlando, Fla.	UFA(Bal)-22		16/0*	
12	Boyle, Tim	QB	6-4	227	10-03-94	4	Eastern Kentucky	Middletown, Conn.	FA-21		5/3	
15	Breeze, Brady	S	6-0	200	10-09-97	2	Oregon	Lake Oswego, Ore.	W(Ten)-21		9/0	
90	Brockers, Michael	DE	6-5	297	12-21-90	11	LSU	Houston, Texas	T(LAR)-21		16/16	
63	Brown, Evan	C	6-3	320	09-16-96	4	Southern Methodist	Southlake, Texas	FA-20		16/12	
2	Bryant, Austin	OLB	6-5	260	11-12-96	4	Clemson	Pavo, Ga.	D4-19		14/5	
45	Cabinda, Jason	FB	6-1	240	03-17-96	5	Penn State	Flemington, N.J.	FA-19		14/4	
87	Cephus, Quintez	WR	6-1	208	04-01-98	3	Wisconsin	Macon, Ga.	D5a-20		5/3	
4	Chark, DJ	WR	6-4	210	09-23-96	5	LSU	Alexandria, La.	UFA(Jac)-22		4/4*	
79	Cominsky, John	DL	6-5	285	11-22-95	4	Charleston (W.Va.)	Baberton, Ohio	W(ATI)-22		4/0*	
96	Cornell, Jashon	DE	6-3	297	12-30-96	3	Ohio State	St. Paul, Minn.	D7-20		1/0	
65	# Crosby, Tyrell	T	6-4	318	09-05-95	4	Oregon	Henderson, Nev.	D5-18		0	
47	Daly, Scott	LS	6-1	245	02-07-94	2	Notre Dame	Downers Grove, Ill.	FA-21		17/0	
40	Davis, Jarrad	LB	6-1	245	11-16-94	6	Florida	Kingsland, Ga.	UFA(NYJ)-22		9/5*	
68	Decker, Taylor	T	6-7	324	08-23-93	7	Ohio State	Vandalia, Ohio	D1-16		9/9	
5	Elliott, DeShon	S	6-1	210	04-21-97	5	Texas	Dallas, Texas	UFA(Bal)-22		6/6*	
3	Fox, Jack	P	6-2	215	09-01-96	3	Rice	St. Louis, Mo.	FA-19		17/0	
40	Gilbert, Mark	CB	6-1	190	06-01-97	2	Duke	Fayetteville, N.C.	FA-21		8/0	
16	Goff, Jared	QB	6-4	217	10-14-94	7	California	Novato, Calif.	T(LAR)-21		14/14	
86	Griffin, Garrett	TE	6-4	240	03-04-94	4	Air Force	Louisburg, Kan.	UFA(NO)-22		13/6*	
50	Hamilton, Shaun Dion	LB	6-0	235	09-11-95	5	Alabama	Montgomery, Ala.	W(Was)-21		0*	
53	Harris, Charles	OLB	6-3	252	03-06-95	6	Missouri	Kansas City, Mo.	UFA(ATI)-21		17/14	
25	Harris, Will	S	6-1	206	12-19-95	4	Boston College	Suwanee, Ga.	D3-19		17/17	
79	# Heath, Joel	DE	6-6	302	6-18-93	5	Michigan State	Cincinnati, Ohio	FA-21		0*	
76	Hector, Bruce	DE	6-2	296	10-07-94	3	South Florida	Tampa, Fla.	W(Ten)-21		3/0	
88	Hockenson, T.J.	TE	6-5	248	07-03-97	4	Iowa	Charlton, Iowa	D1-19		12/12	
33	Hughes, JuJu	S	5-11	188	07-19-98	3	Fresno State	Lemoore, Calif.	W(LAR)-20		7/0*	
23	Hughes, Mike	CB	5-10	186	02-11-97	5	UCF	New Bern, N.C.	UFA(KC)-22		17/5*	
35	Igwebuikwe, Godwin	RB	6-0	212	09-10-94	3	Northwestern	Columbus, Ohio	FA-21		17/1	
73	Jackson, Jonah	G	6-4	308	02-05-97	3	Ohio State	Media, Pa.	D3b-20		16/16	
39	Jacobs, Jerry	CB	5-11	203	09-26-97	2	Arkansas	Allanta, Ga.	FA-21		13/9	
28	Jefferson, Jermar	RB	5-10	212	04-15-00	2	Oregon State	Los Angeles, Calif.	D7-21		7/0	
85	Kennedy, Tom	WR	5-10	195	07-29-96	2	Bryant	Farmingdale, N.Y.	FA-19		12/0	
78	Kraemer, Tommy	G	6-6	319	04-16-98	2	Notre Dame	Cincinnati, Ohio	FA-21		9/3	
74	McCullum, Ryan	C	6-5	300	03-04-98	2	Texas A&M	Spring, Texas	FA-21		13/1	
54	McNeill, Alim	NT	6-2	330	05-11-00	2	North Carolina State	Raleigh, N.C.	D3a-21		17/6	
26	Mellifonwu, Ifeatu	CB	6-3	210	05-02-99	2	Syracuse	South Grafton, Mass.	D3b-21		7/5	
38	Moore, C.J.	S	5-11	197	12-15-95	4	Mississippi	Bassfield, Miss.	FA-19		17/1	
67	Nelson, Matt	T	6-7	316	12-19-95	3	Iowa	Cedar Rapids, Iowa	FA-19		13/11	
1	Okudah, Jeff	CB	6-1	202	02-02-99	3	Ohio State	Grand Prairie, Texas	D1-20		1/1	
99	Okwara, Julian	OLB	6-4	245	12-27-97	3	Notre Dame	Charlotte, N.C.	D3a-20		13/1	
95	Okwara, Romeo	OLB	6-4	255	06-17-95	7	Notre Dame	Charlotte, N.C.	W(NYG)-18		4/4	
75	Onwuzurike, Levi	DE	6-3	295	03-03-98	2	Washington	Allen, Texas	D2-21		16/0	
24	Oruwariye, Amani	CB	6-2	205	02-09-96	4	Penn State	Tampa, Fla.	D5-19		14/14	
41	Parker, A.J.	CB	5-11	178	02-15-98	2	Kansas State	Barllesville, Okla.	FA-21		13/7	
52	Patrick, Natrez	LB	6-3	242	07-09-97	4	Georgia	Allanta, Ga.	FA-22		0*	
6	Patterson, Riley	K	6-0	190	09-07-99	2	Memphis	Edwardsville, Ill.	FA-21		7/0	
98	Penisini, John	NT	6-2	335	05-31-97	3	Utah	West Jordan, Utah	D6-20		16/0	
57	Pittman, Anthony	LB	6-3	240	11-24-96	2	Wayne State	Birmingham, Mich.	FA-19		17/1	
27	Price, Bobby	CB	6-3	208	04-25-98	3	Norfolk State	Virginia Beach, Va.	FA-20		15/2	
77	Ragnow, Frank	C	6-5	311	05-17-96	5	Arkansas	Victoria, Minn.	D1-18		4/4	
11	Raymond, Kalif	WR	5-8	182	08-08-94	6	Holy Cross	Lawrenceville, Ga.	FA-'21		16/14	
8	Reynolds, Josh	WR	6-3	196	02-16-95	6	Texas A&M	San Antonio, Texas	W(Ten)-21		12/5	
4	Seibert, Austin	K	5-9	211	11-15-96	4	Oklahoma	Belleville, Ill.	W(Cin)-21		6/0	
58	Sewell, Penei	T	6-5	331	10-09-00	2	Oregon	Malaemi, American Samoa	D1-21		16/16	
70	Skipper, Dan	T	6-9	330	09-20-94	3	Arkansas	Arvada, Colo.	FA-21		1/0	
19	Smith, Saivion	CB	6-1	200	11-05-97	2	Alabama	Tampa, Fla.	W(SF)-21		3/0	
14	St. Brown, Amon-Ra	WR	6-0	197	10-24-99	2	Southern California	Anaheim Hills, Calif.	D4a-21		17/10	
71	Stenberg, Logan	G	6-6	315	03-18-97	3	Kentucky	Madison, Ala.	D4-20		7/0	
32	Swift, D'Andre	RB	5-9	211	01-14-99	3	Georgia	Philadelphia, Pa.	D2-20		13/4	
72	Vaitai, Halapoulivaati	G	6-6	325	06-16-93	7	TCU	Haltom, Texas	UFA(Phi)-20		15/15	
21	Walker, Tracy	S	6-1	206	02-01-95	5	Louisiana-Lafayette	Brunswick, Ga.	D3-18		15/15	
30	Williams, Jamaal	RB	6-0	224	04-03-95	6	Brigham Young	Fontana, Calif.	UFA(GB)-21		13/11	

## DETROIT LIONS

97 # Williams, Nick	DE	6-4	310	02-21-90	8	Samford	Birmingham, Ala.	UFA(Ch)-20	17/17
51 Woods, Josh	LB	6-1	236	07-01-96	5	Maryland	Ballimore, Md.	FA-21	13/1
89 Wright, Brock	TE	6-5	259	11-27-98	2	Notre Dame	Cypress, Texas	FA-21	10/5

\* Board played 16 games with Baltimore; Chark played four games with Jacksonville; Cominsky played four games with Atlanta; Davis played nine games with New York Jets; Griffin played 13 games with New Orleans; Hamilton missed '21 season because of injury; Heath missed '21 season because of injury; J.Hughes played seven games with Los Angeles Rams; M.Hughes played 17 games with Kansas City; Patrick missed '21 season because of injury.

# - Unrestricted free agent; subject to developments.

t - Lions traded for Benson (DEN).

Players lost through unrestricted free agency (three): WR KhaDarel Hodge (ATL, 16 games in '21); S Dean Marlowe (ATL, 16); LB Jalen Reeves-Maybin (HOU, 15).

Also played with Lions in '21—WR Geronimo Allison (three games), CB Corey Ballentine (four), LB Rashod Berry (five); LB Jamie Collins (two), TE Darren Fells (seven), OLB Trey Flowers (seven), DE Da'Shawn Hand (three), T Will Holden (14), CB Nickell Robey-Coleman (one), K Aldrick Rosas (one), K Ryan Santoso (three), DE Kevin Strong (one), WR Tyrell Williams (one), CB Daryl Worley (three).

### FIRST-YEAR ROSTER

Name	Pos.	Ht.	Wt.	Birthdate	College	Hometown	How Acq.
Bell, Greg	RB	5-10	201	06-16-98	San Diego State	Chula Vista, Calif.	FA
Boswell, Cedric	DC	5-11	193	08-15-98	Miami (Ohio)	Beverly Hills, Mich.	FA
Deese Jr., Derrick	TE	6-4	235	08-19-98	San Jose State	La Palma, Calif.	FA
Eze, Obinna	OT	6-6	321	06-12-98	TCU	Nashville, Tenn.	FA
Givan, Nolan	TE	6-3	260	12-28-97	Southeastern Louisiana	Berkley, Mich.	FA
Houston, James	OLB	6-1	241	11-16-98	Jackson State	Fort Lauderdale, Fla.	D6b
Hutchinson, Aidan	DE	6-7	260	08-09-00	Michigan	Plymouth, Mich.	D1a
Jarvis, Kevin	OG	6-6	325	12-22-98	Michigan State	Chicago, Ill.	FA
Johnson, Josh	WR	5-10	183	08-10-99	Tulsa	Little Rock, Ark.	FA
Joseph, Kerby	S	6-1	203	11-14-00	Illinois	Orlando, Fla.	D3
Lucas, Chase	CB	5-11	180	03-04-97	Arizona State	Chandler, Ariz.	D7
Mitchell, James	TE	6-4	249	08-11-99	Virginia Tech	Big Stone Gap, Va.	D5
Obeid, Zein	OG	6-4	310	02-16-97	Ferris State	Dearborn, Mich.	FA
Paschal, Josh	DE	6-3	268	12-17-99	Kentucky	Prince George's County, Md.	D2
Pimpleton, Kalil	WR	5-8	172	12-09-98	Central Michigan	Muskegon, Mich.	FA
Reynolds, Craig (1)	RB	5-11	225	06-15-96	Kutztown	Willow Grove, Pa.	FA-21
Rodriguez, Malcolm	LB	5-11	232	03-29-99	Oklahoma State	Wagoner, Okla.	D6a
Sutton, Corey	WR	6-3	205	10-30-97	Appalachian State	Charlotte, N.C.	FA
Taylor, Demetrius	IDL	6-1	290	05-27-99	Appalachian State	Miami, Fla.	FA
Waller, Jermaine	DC	6-0	180	11-03-99	Virginia Tech	Washington, D.C.	FA
Williams, Jameson	WR	6-1	179	03-26-01	Alabama	St. Louis, Mo.	D1b
Zylstra, Shane (1)	TE	6-4	237	11-16-96	Minnesota State	Spicer, Minn.	FA-21

The term NFL Rookie is defined as a player who is in his first season of professional football and has not been on the roster of another professional football team for any regular-season or postseason games. A Rookie is designated by an "R" on NFL rosters. Players who have been active in another professional football league or players who have NFL experience, including either preseason training camp or being on an Active List or Inactive List, or on Reserve/Injured or Reserve/Physically Unable to Perform for fewer than six regular-season games, are termed NFL First-Year Players. An NFL First-Year Player is designated by a "1" on NFL rosters. Thereafter, a player is credited with an additional year of experience for each season in which he accumulates six games on the Active List or Inactive List, or on Reserve/Injured or Reserve/Physically Unable to Perform.

Log on to [www.detroitlions.com](http://www.detroitlions.com) for an up-to-date roster.



# GREEN BAY PACKERS



National Football Conference  
North Division

**Lambeau Field Atrium**  
1265 Lombardi Avenue  
Green Bay, WI 54304  
Telephone: (920) 569-7500

Team Colors: Dark Green, Gold and White

## 2022 SCHEDULE

### PRESEASON

Aug. 12 at San Francisco .....7:15 PM  
Aug. 19 New Orleans .....7:00 PM  
Aug. 25 at Kansas City .....7:00 PM

### REGULAR SEASON

Sept. 11 at Minnesota .....3:25 PM  
Sept. 18 Chicago .....7:20 PM  
Sept. 25 at Tampa Bay .....3:25 PM  
Oct. 2 New England .....3:25 PM  
Oct. 9 vs N.Y. Giants (London) .8:30 AM  
Oct. 16 N.Y. Jets .....12:00 PM  
Oct. 23 at Washington .....12:00 PM  
Oct. 30 at Buffalo .....7:20 PM  
Nov. 6 at Detroit .....12:00 PM  
Nov. 13 Dallas .....3:25 PM  
Nov. 17 Tennessee (Thu) .....7:15 PM  
Nov. 27 at Philadelphia .....7:20 PM  
Dec. 4 at Chicago .....12:00 PM  
BYE

Dec. 19 L.A. Rams (Mon) .....7:15 PM  
Dec. 25 at Miami .....12:00 PM  
Jan. 1 Minnesota .....3:25 PM  
Jan. 7/8 Detroit .....TBD

*\*All times CT; Sunday night games in Weeks 5-15 and 17 subject to change*

**Stadium:** Lambeau Field  
1265 Lombardi Avenue  
Green Bay, WI 54304

**Opened:** 1957  
**Capacity:** 81,041  
**Playing Surface:** SISGrass

**Training Camp:**  
St. Norbert College  
De Pere, WI 54115

## CLUB OFFICIALS

President and Chief Executive Officer:  
Mark Murphy  
General Manager: Brian Gutekunst  
Chief Operating Officer and General Counsel: Ed Policy  
Executive Vice President/Director of Football Operations: Russ Ball  
Vice President of Finance and Administration: Paul Baniel  
Vice President of Sales and Business Development: Craig Benzel  
Vice President of Marketing and Fan Engagement: Gabrielle Valdez Dow  
Vice President of Human Resources: Nicole Ledvina  
Vice President of Communications: Jason Wahlers  
Director – Football Operations: Milt Hendrickson  
Co-Director of Player Personnel: Jon-Eric Sullivan  
Co-Director of Player Personnel: John Wojciechowski  
Director of College Scouting: Matt Malaspina  
Director of Pro Personnel: Richmond Williams  
National Scout: Sam Seale  
Personnel/Football Administration Executive: Chad Brinker  
Player Personnel Executive: Lee Gissendaner  
Assistant Director of College Scouting: Patrick Moore  
College Scouts: Luke Benuska, Demetri Goodson, Joe Hueber, Mike Owen, Brandian Ross, Brett Thiesen  
College Scouting Coordinator: Danny Mock  
Pro Personnel Manager: Autumn Thomas-Beenenga  
Chief of Staff: Darryl Franklin  
Director of Player Engagement: Grey Ruegamer  
Director of Performance Nutrition: Adam Korzun  
Director of Football Logistics/Team Travel: Matt Klein  
Director of Football Technology: Mike Halbach  
Director of Football Administration/Player Finance: Melanie Marohl  
Director of Corporate Travel: Linda Nuthals  
Director of Family Programs: Sherry Schuldes  
Strength and Conditioning Assistants: Mark Lovat, Thadeus Jackson, Grant Thorne  
Video Director: Chris Kirby  
Equipment Manager: Gordon (Red) Batty  
Head Athletic Trainer: Bryan Engel  
Director of Public Affairs: Aaron Popkey  
Assistant Director of Communications: Sarah Quick  
Assistant Director of Communications: Tom Fanning  
Communications Coordinator: Nate LoCascio  
Director of Brand & Marketing: Joan Malcheski  
Director of Community Outreach & Player/Alumni Relations: Cathy Dworak  
Director of Development and Hospitality: Charlie Millerwise  
Director of Digital, Broadcast & Game Presentation: Kregg Shilbauer  
Director of Facility Operations: Mike Moynihan  
Director of Information Technology: Kenny Ansel  
Director of Sales & Business Development: Chad Watson  
Director of Security/Risk Management: Doug Collins  
Director of Stadium Services: Jennifer Ark  
Director of Ticketing and Premium Seating: Jason McDonough

## COACHING HISTORY (818-606-38)

*Records include postseason games*  
1921-49 Earl (Curly) Lambeau .....212-106-21  
1950-53 Gene Ronzani\* .....14-31-1  
1953 Hugh Devore-  
Ray (Scooter) McLean\*\* .....0-2-0  
1954-57 Lisle Blackburn.....17-31-0  
1958 Ray (Scooter) McLean .....1-10-1  
1959-67 Vince Lombardi .....98-30-4  
1968-70 Phil Bengtson .....20-21-1  
1971-74 Dan Devine .....25-28-4  
1975-83 Bart Starr .....53-77-3  
1984-87 Forrest Gregg .....25-37-1  
1988-91 Lindy Infante .....24-40-0  
1992-98 Mike Holmgren .....84-42-0  
1999 Ray Rhodes .....8-8-0  
2000-05 Mike Sherman .....59-43-0  
2006-18 Mike McCarthy\*\* .....135-85-2  
2018 Joe Philbin .....2-2-0  
2019- Matt LaFleur .....41-13-0

\* Resigned after 10 games in 1953  
\*\* Co-coaches  
\*\*\* Released after 12 games in 2018

## PAID ATTENDANCE, 2021

Home 623,927 Away 543,292  
Total 1,167,219  
Single-game home record,  
78,526 (11/15/15)  
Single-season home record,  
625,727 (2016)

## 2022 DRAFT CHOICES

Rd	Name	Pos	College
1	Quay Walker	LB	Georgia
1	Devonte Wyatt	DT	Georgia
2	Christian Watson	WR	N. Dakota St.
3	Sean Rhyan	T	UCLA
4	Romeo Doubs	WR	Nevada
4	Zach Tom	T	Wake Forest
5	Kingsley Enagbare	LB	South Carolina
7	Tariq Carpenter	DB	Georgia Tech
7	Jonathan Ford	DT	Miami
7	Rasheed Walker	T	Penn State
7	Samori Toure	WR	Nebraska

# GREEN BAY PACKERS

## 2021 TEAM RECORD

### REGULAR SEASON (13-4)

Date	Opponent	Result
Sept. 12	at New Orleans	L 3-38
Sept. 20	DETROIT	W 35-17
Sept. 26	at San Francisco	W 30-28
Oct. 3	PITTSBURGH	W 27-17
Oct. 10	at Cincinnati (OT)	W 25-22
Oct. 17	at Chicago	W 24-14
Oct. 24	WASHINGTON	W 24-10
Oct. 28	at Arizona	W 24-21
Nov. 7	at Kansas City	L 7-13
Nov. 14	SEATTLE	W 17-0
Nov. 21	at Minnesota	L 31-34
Nov. 28	L.A. RAMS	W 36-28
Dec. 12	CHICAGO	W 45-30
Dec. 19	at Baltimore	W 31-30
Dec. 25	CLEVELAND	W 24-22
Jan. 2	MINNESOTA	W 37-10
Jan. 9	at Detroit	L 30-37

### POSTSEASON (0-1)

Jan. 22	SAN FRANCISCO	L 10-13
---------	---------------	---------

### SCORE BY PERIODS

Team	51	172	111	113	3	—	450
Opponents	84	121	48	118	0	—	371

## 2021 TEAM STATISTICS

	Team	Opp.
Total First Downs	375	337
Rushing	109	120
Passing	235	194
Penalty	31	23
3rd Down: Made/Att	88/202	87/203
3rd Down Pct.	43.6	42.9
4th Down: Made/Att	13/22	15/33
4th Down Pct.	59.1	45.5
Possession Avg.	32:43	27:17
Total Net Yards	6215	5579
Avg. Per Game	365.6	328.2
Total Plays	1072	1037
Avg. Per Play	5.8	5.4
Net Yards Rushing	1900	1855
Avg. Per Game	111.8	109.1
Total Rushes	446	395
Net Yards Passing	4315	3724
Avg. Per Game	253.8	219.1
Sacked/Yards Lost	33/211	39/297
Gross Yards	4526	4021
Att./Completions	593/402	603/379
Completion Pct.	67.8	62.9
Had Intercepted	7	18
Punts/Average	53/46.5	57/46.5
Net Punting Avg.	53/40.0	57/41.9
Penalties/Yards	69/678	88/718
Fumbles/Ball Lost	18/6	19/8
Touchdowns	54	45
Rushing	13	13
Passing	39	31
Returns	2	1

## 2021 INDIVIDUAL STATISTICS

PASSING	Att	Cmp	Yds	Cmp%	Yds/Att	TD	TD%	Int	Int%	LG	Sk/Lost	Rtng
Aa.Rodgers	531	366	4115	68.9	7.75	37	7.0	4	0.8	75t	30/188	111.9
Love	62	36	411	58.1	6.63	2	3.2	3	4.8	62t	3/23	68.7
Team	593	402	4526	67.8	7.63	39	6.6	7	1.2	75t	33/211	107.4
Opponents	603	379	4021	62.9	6.67	31	5.1	18	3.0	79t	39/297	86.9

SCORING	TD TD TD TD				PAT	FG	Saf	Pts
	Tot	Ru	Rec	Rt				
Crosby	0	0	0	0	49/51	25/34	0	124
Adams	11	0	11	0			0	66
Jones	10	4	6	0			0	60
Lazard	8	0	8	0			0	48
Dillon	7	5	2	0			0	42
Cobb	5	0	5	0			0	30
Aa.Rodgers	3	3	0	0			0	18
Valdes-Scantling	3	0	3	0			0	18
Deguara	2	0	2	0			0	12
Douglas	2	0	2	0			0	12
Tonyan	2	0	2	0			0	12
P.Taylor	1	1	0	0			0	6
Love	0	0	0	0			0	2
Team	54	13	39	2	49/51	25/34	0	450
Opponents	45	13	31	1	38/40	19/22	0	371

2-Pt Conv: Love: Team 1-3. Opponents 3-5.

INTERCEPTIONS	No.	Yds	Avg	LG	TD
Douglas	5	105	21.0	55t	2
Sullivan	3	14	4.7	13	0
Campbell	2	15	7.5	13	0
Amos	2	0	0.0	0	0
Savage	2	0	0.0	0	0
Alexander	1	30	30.0	30	0
Black	1	0	0.0	0	0
King	1	0	0.0	0	0
Stokes	1	0	0.0	0	0
Team	18	164	9.1	55t	2
Opponents	7	154	22.0	53	0

PUNTING	No.	Yds	Avg	Net Bk	In20	LG	B	
Bojorquez	53	2467	46.5	40.0	4	18	82	0
Team	53	2467	46.5	40.0	4	18	82	0
Opponents	57	2648	46.5	41.9	3	25	67	0

### PUNT

RETURNS	Ret	FC	Yds	Avg	LG	TD
Am.Rodgers	20	8	166	8.3	23	0
Moore	3	1	33	11.0	21	0
Cobb	1	0	0	0.0	0	0
M.Taylor	1	0	0	0.0	0	0
Sullivan	0	1	0	---	---	0
Team	25	10	199	8.0	23	0
Opponents	21	12	268	12.8	97t	1

### KICKOFF

RETURNS	No.	Yds	Avg	LG	TD
Am.Rodgers	11	199	18.1	27	0
Hill	10	199	19.9	41	0
M.Taylor	5	97	19.4	32	0
Jones	2	19	9.5	10	0
Garvin	1	0	0.0	0	0
St. Brown	1	17	17.0	17	0
Team	30	531	17.7	41	0
Opponents	50	1283	25.7	68	0

### FIELD

GOALS	1-19	20-29	30-39	40-49	50+
Crosby	0/0	9/9	9/13	4/8	3/4
Team	0/0	9/9	9/13	4/8	3/4
Opponents	0/0	4/4	6/6	5/7	4/5

### SACKS

	No.
Gary	9.5
P. Smith	9.0
Lowry	5.0
Clark	4.0
Keke	2.5
Campbell	2.0
Garvin	1.5
Barnes	1.0
Galeai	1.0
Mercilus	1.0
Slaton	1.0
(Team)	1.0
Burks	0.5
Team	39.0
Opponent	33.0

## GREEN BAY PACKERS

## 2022 COACHING STAFF

**Matt LaFleur, Head Coach**

**Pro Career:** Named the 15th head coach in team history on Jan. 8, 2019. Is entering his fourth season as Green Bay's head coach and his 14th season in the NFL. Has led the Packers to 39 regular-season wins, surpassing George Seifert (38 from 1989-91) for the most in NFL history by a coach in his first three seasons. Became the first coach in league history to win 13-plus games in three straight seasons. Guided the Packers to three consecutive NFC North crowns and the most wins (39) in the league from 2019-21. In 2020, helped the Packers rank No. 1 in the NFL in scoring (509), touchdowns (66) and giveaways (franchise-record 11). Led Green Bay to a 13-3 record in his first season in '19, the biggest one-year win improvement in team history (plus-seven). Served as an offensive coordinator for two seasons (Los Angeles Rams, 2017; Tennessee Titans, 2018) and coached quarterbacks for two seasons with the Atlanta Falcons (2015-16) and four seasons with Washington (2010-13). Got his start in the NFL coaching ranks as an offensive assistant with the Houston Texans (2008-09). Has been a part of three staffs that have helped their teams lead the NFL in scoring (2016 Falcons, 2017 Rams, 2020 Packers). Tutored QB Matt Ryan in Atlanta, who posted a league-high 117.1 passer rating in 2016 on his way to being named NFL Most Valuable Player and Offensive Player of the Year by The Associated Press. Coached QB Robert Griffin III with Washington in 2012, who became the first QB in team history to win AP Offensive Rookie of the Year. Career record: 41-13.

**Background:** Played QB at Saginaw Valley State (2000-02), where he guided the Cardinals to three straight NCAA Division II playoff appearances and earned second-team All-Great Lakes Intercollegiate Athletic Conference honors in all three seasons. Ranks No. 3 in school history in passing yards (7,699), completions (560) and passing TDs (67). Played in the National Indoor Football League for the Omaha Beef in 2003 and the Billings Outlaws in 2004. Began his coaching career as an offensive assistant at Saginaw Valley State in 2003 before working as a graduate assistant at Central Michigan in 2004-05. Also coached quarterbacks/wide receivers at Northern Michigan in 2006, served as the offensive coordinator at Ashland (Ohio) University in 2007 and coached quarterbacks at Notre Dame in 2014.

**Personal:** Born Nov. 3, 1979, in Mount Pleasant, Mich. He and his wife, BreAnne, have two sons, Luke and Ty. His younger brother, Mike, is the offensive coordinator for the New York Jets. Their father, Dennis, coached 22 seasons (1976-97) on the staff at Central Michigan.

**ASSISTANT COACHES**

**Joe Barry,** defensive coordinator; born July 5, 1970, Murphysboro, Ill. Linebacker Michigan 1989-90, Southern California 1991-93. No pro playing experience. College coach: Southern California 1995, 2010-11, Northern Arizona 1996-98, Nevada-Las Vegas 1999. Pro coach: San Francisco 49ers

2000, Tampa Bay Buccaneers 2001-06 and 2009, Detroit Lions 2007-08, San Diego Chargers 2012-14, Washington Redskins 2015-16, Los Angeles Rams 2017-20. Joined Packers in 2021.

**Rich Bisaccia,** special teams coordinator; born June 3, 1960, Yonkers, N.Y. Defensive back Yankton College 1979-82. Pro defensive back Philadelphia Stars (USFL) 1983. College coach: Wayne State 1983-87, South Carolina 1988-93, Clemson 1994-98, Mississippi 1999-2001. Pro coach: Tampa Bay Buccaneers 2002-10, San Diego Chargers 2011-12, Dallas Cowboys 2013-17. Oakland/Las Vegas Raiders 2018-21 (interim head coach 12 games, 2021). Joined Packers in 2022.

**Luke Butkus,** offensive line; born June 26, 1979, Steger, Ill. Center Illinois 1998-2001. Pro center Rhein Fire (NFL) 2003, Cologne Centurions (NFL) 2004. College coach: Oregon 2005-06, Illinois 2012 and 2016-18. Pro coach: Chicago Bears 2007-09, Seattle Seahawks 2010-11, Jacksonville Jaguars 2013-15. Joined Packers in 2019.

**Tom Clements,** quarterbacks; born June 18, 1953, McKees Rocks, Pa. Quarterback Notre Dame 1972-74. Pro quarterback Ottawa Rough Riders (CFL) 1975-78, Hamilton Tiger-Cats (CFL) 1979 and 1981-82, Kansas City Chiefs 1980, Winnipeg Blue Bombers (CFL) 1983-87. College coach: Notre Dame 1992-95. Pro coach: New Orleans Saints 1997-99, Kansas City Chiefs 2000, Pittsburgh Steelers 2001-03, Buffalo Bills 2004-05, Green Bay Packers 2006-16, Arizona Cardinals 2019-20. Rejoined Packers in 2022.

**Wendel Davis,** defensive quality control; born Aug. 16, 1988, Galveston, Texas. Linebacker Arkansas 2006-09. No pro playing experience. College coach: West Texas A&M 2010-12, Texas A&M-Commerce 2013-14, Texas 2015, Georgia 2016-18, Incarnate Word 2019. Pro coach: Joined Packers in 2019.

**John Donovan,** senior analyst; born Sept. 11, 1974, River Edge, N.J. Defensive back Johns Hopkins 1993-96. No pro playing experience. College coach: Villanova 1997, Georgia Tech 1998-2000, Maryland 2001-10, Vanderbilt 2011-13, Penn State 2014-15, Washington 2020-21. Pro coach: Jacksonville Jaguars 2016-19. Joined Packers in 2022.

**Ryan Downard,** safeties; born June 22, 1988, Lima, Ohio. Defensive back Eastern Michigan 2007-10. No pro playing experience. College coach: Toledo 2013, Texas Tech 2013, Bowling Green State 2016-17. Pro coach: Cleveland Browns 2014-15. Joined Packers in 2018.

**John Dunn,** tight ends; born Aug. 7, 1983, Hendersonville, N.C. Quarterback/tight end North Carolina 2001-03. No pro playing experience. College coach: North Carolina 2004-07, LSU 2008-

10, Maryland 2011-15, Connecticut 2018. Pro coach: Chicago Bears 2016-17, New York Jets 2019-20. Joined Packers in 2021.

**Chris Gizzi,** strength and conditioning coordinator; born March 8, 1975, Cleveland, Ohio. Linebacker Air Force 1994-97. Pro linebacker Denver Broncos 1998-99, Green Bay Packers 2000-01. College coach: Air Force 1998-99, North Carolina 2013. Pro coach: Joined Packers in 2014.

**Ramsen Golpashin,** offensive quality control; born Dec. 27, 1988, Culver City, Calif. Offensive lineman Oregon 2008-11. No pro playing experience. College coach: Hawaii 2015, Oregon 2016, California 2017, UCLA 2018-21. Pro coach: Joined Packers in 2022.

**Jerry Gray,** defensive backs/passing game coordinator; born Dec. 16, 1962, Lubbock, Texas. Safety Texas 1981-84. Pro defensive back Los Angeles Rams 1985-91, Houston Oilers 1992, Tampa Bay Buccaneers 1993. College coach: Southern Methodist 1995-96. Pro coach: Tennessee Oilers/Titans 1997-2000, Buffalo Bills 2001-05, Washington Redskins 2006-09, Seattle Seahawks 2010, Tennessee Titans 2011-13, Minnesota Vikings 2014-19. Joined Packers in 2020.

**Justin Hood,** defensive quality control; born June 27, 1986, Youngstown, Ohio. Safety Ashland 2004-07. No pro playing experience. College coach: Oregon 2011-12, Illinois 2013-14, Capital 2014-15, Davidson 2016-18, Kent State 2019-20. Pro coach: Joined Packers in 2021.

**Connor Lewis,** assistant quarterbacks; born Aug. 20, 1992, Littleton, Colo. No college or pro playing experience. Pro coach: Joined Packers in 2016.

**Ryan Mahaffey,** assistant offensive line; born Nov. 28, 1987, Des Moines, Iowa. Fullback/tight end Northern Iowa 2007-10. Pro fullback Baltimore Ravens 2011, Indianapolis Colts 2011, Miami Dolphins 2012. College coach: Northern Iowa 2013, 2016 and 2019-20, Notre Dame 2014-15, Western Kentucky 2017-18. Pro coach: Joined Packers in 2021.

**Jerry Montgomery,** defensive line/running game coordinator; born Sept. 19, 1979, Los Angeles, Calif. Defensive tackle Iowa 1998-2001. No pro playing experience. College coach: Iowa 2002, North Iowa Area C.C. 2006, Northern Iowa 2007-08, Wyoming 2009-10, Michigan 2011-12, Oklahoma 2013-14. Pro coach: Joined Packers in 2015.

**Quinshon Odom,** coaching assistant (minority fellowship); born Aug. 22, 1991, Lakeland, Fla. Quarterback Shaw 2010-13. No pro playing experience. College coach: Eastern Kentucky 2015, Vanderbilt 2016-17 and 2019-20, Texas 2021. Pro coach: Joined Packers in 2022.

## GREEN BAY PACKERS

**Kirk Olivadotti**, inside linebackers; born Jan. 1, 1974, Wilmington, Del. Wide receiver Purdue 1993-96. No pro playing experience. College coach: Marine Maritime Academy 1997, Indiana State 1998-99, Georgia 2011-13. Pro coach: Washington Redskins 2000-10 and 2014-18. Joined Packers in 2019.

**Jason Rebrovich**, outside linebackers; born March 15, 1978, Clarence, N.Y. Defensive lineman Alfred State 1996-97, Cortland 1998-99. No pro playing experience. College coach: Cortland 2001-03 and 2008-10, Concord 2004, Ferris State 2005-07, Syracuse 2011-12. Pro coach: Buffalo Bills 2013-16, Jacksonville Jaguars 2017-20. Joined Packers in 2022.

**Ben Sirmans**, running backs; born Oct. 17, 1970, East Orange, N.J. Running back Maine 1990-93. No pro playing experience. College coach: Maine 1996-99, Kent State 2000-04, Michigan State 2005-06, Boston College 2007-11. Pro coach: St. Louis Rams 2012-15. Joined Packers in 2016.

**Micheal Spurlock**, special teams quality control; born Jan. 31, 1983, Indianola, Miss. Wide receiver Mississippi 2002-05. Pro wide receiver Arizona Cardinals 2006, Tampa Bay Buccaneers 2007, 2009-11, San Francisco 49ers 2009, San Diego Chargers 2012, Jacksonville Jaguars 2012, Detroit Lions 2013, Dallas Cowboys 2013, Chicago Bears 2014. College coach: Coahoma C.C. 2016, Texas-San Antonio 2017, Southeastern Louisiana 2018-19, Mississippi 2020-21. Pro coach: Dallas Cowboys 2016. Joined Packers in 2022.

**Adam Stenavich**, offensive coordinator; born March 11, 1983, Marshfield, Wis. Tackle Michigan 2002-05. Tackle Green Bay Packers 2006, Amsterdam Admirals (NFL) 2007, Houston Texans 2008-09. College coach: Michigan 2011-13, Northern Arizona 2014, San Jose State 2015-16. Pro coach: San Francisco 49ers 2017-18. Joined Packers in 2019.

**Byron Storer**, assistant special teams; born May 1, 1984, Modesto, Calif. Fullback California 2002-06. Pro fullback Tampa Bay Buccaneers 2007-09. No college coaching experience. Pro coach: Tampa Bay Buccaneers 2010-11, San Diego Chargers 2012-13. Oakland/Las Vegas Raiders 2018-21. Joined Packers in 2022.

**Jason Vrable**, wide receivers/passing game coordinator; born Jan. 23, 1985, South Park, Pa. Quarterback Marietta 2003-06. No pro playing experience. College coach: South Florida 2007, Marietta 2007, Robert Morris 2008, Syracuse 2009-2010, Charleston 2011-12. Pro coach: Buffalo Bills 2013-16, New York Jets 2017-18. Joined Packers in 2019.

### RECORD HOLDERS

#### INDIVIDUAL RECORDS—CAREER

Rushing (Yds.)	Ahman Green, 2000-06, 2009	8,322
Passing (Yds.)	Brett Favre, 1992-2007	61,655
Passing (TDs)	Aaron Rodgers, 2005-21	449
Receiving (No.)	Donald Driver, 1999-2012	743
Receiving (Yds.)	Donald Driver, 1999-2012	10,137
Interceptions	Bobby Dillon, 1952-59	52
Punting (Avg.)	Tim Masthay, 2010-15	44.2
Punt Return (Avg.)	Desmond Howard, 1996, 1999	13.8
Kickoff Return (Avg.)	Travis Williams, 1967-70	26.7
Field Goals	Mason Crosby, 2007-21	370
Touchdowns (Tot.)	Don Hutson, 1935-45	105
Points	Mason Crosby, 2007-21	1,806
*Sacks	Clay Matthews, 2009-18	83.5

#### INDIVIDUAL RECORDS—SINGLE SEASON

Rushing (Yds.)	Ahman Green, 2003	1,883
Passing (Yds.)	Aaron Rodgers, 2011	4,643
Passing (TDs)	Aaron Rodgers, 2020	48
Receiving (No.)	Davante Adams, 2021	123
Receiving (Yds.)	Davante Adams, 2021	1,553
Interceptions	Irv Comp, 1943	10
Punting (Avg.)	Corey Bojorquez, 2021	46.5
Punt Return (Avg.)	Billy Grimes, 1950	19.1
Kickoff Return (Avg.)	Travis Williams, 1967	41.1
Field Goals	Chester Marcol, 1972	33
	Ryan Longwell, 2000	33
	Mason Crosby, 2013	33
Touchdowns (Tot.)	Ahman Green, 2003	20
Points	Paul Hornung, 1960	176
*Sacks	Tim Harris, 1989	19.5

#### INDIVIDUAL RECORDS—SINGLE GAME

Rushing (Yds.)	Ahman Green, 12-28-03	218
Passing (Yds.)	Matt Flynn, 1-1-12	480
	Aaron Rodgers, 9-15-13	480
Passing (TDs)	Matt Flynn, 1-1-12	6
	Aaron Rodgers, 10-14-12, 11-9-14	6
Receiving (No.)	Don Hutson, 11-22-42	14
	Davante Adams, 9-13-20	14
Receiving (Yds.)	Billy Howton, 10-21-56	257
Interceptions	Bobby Dillon, 11-26-53	4
	Willie Buchanon, 9-24-78	4
Field Goals	Chris Jacke, 11-11-90, 10-14-96	5
	Ryan Longwell, 9-24-00	5
	Mason Crosby, 10-6-13, 11-22-15, 9-16-18	5
Touchdowns (Tot.)	Paul Hornung, 12-12-65	5
Points	Paul Hornung, 10-8-61	33
*Sacks	Vonnie Holliday, 12-22-02	5.0

\*Sacks became an official statistic in 1982  
\*\*NFL record

## GREEN BAY PACKERS

## 2022 VETERAN ROSTER

No.	Name	Pos.	Ht.	Wt.	Birthdate	NFL Exp.	College	Hometown	How Acq.	'21 Games/ Starts
23	Alexander, Jaire	CB	5-10	196	02-09-97	5	Louisville	Charlotte, N.C.	D1-18	4/4
31	Amos, Adrian	S	6-0	214	04-29-93	8	Penn State	Baltimore, Md.	UFA(Chi)-19	17/17
69	Bakhtiari, David	T	6-4	310	09-30-91	10	Colorado	San Mateo, Calif.	D4a-13	1/1
51	Barnes, Krys	LB	6-2	229	04-02-98	3	UCLA	Bakersfield, Calif.	FA-20	16/13
6	Benkert, Kurt	QB	6-3	218	07-17-95	2	Virginia	Cape Coral, Fla.	FA-21	1/0
59	Campbell, DeVondre	LB	6-3	232	07-01-93	7	Minnesota	Fort Myers, Fla.	FA-21	16/16
97	Clark, Kenny	DL	6-3	314	10-04-95	7	UCLA	Rialto, Calif.	D1-16	16/16
18	Cobb, Randall	WR	5-10	192	08-22-90	12	Kentucky	Alcoa, Tenn.	T(Hou)-21	12/3
2	Crosby, Mason	K	6-1	207	09-03-84	16	Colorado	Georgetown, Texas	D6c-07	17/0
49	Dafney, Dominique	TE	6-2	243	06-03-97	2	Indiana State	West Des Moines, Iowa	FA-20	10/2
84	Davis, Tyler	TE	6-4	252	04-02-97	3	Georgia Tech	North Bellmore, N.Y.	FA-21	14/0
81	Deguara, Josiah	TE	6-2	238	02-14-97	3	Cincinnati	Folsom, Calif.	D3-20	16/2
28	Dillon, AJ	RB	6-0	247	05-02-98	3	Boston College	Groton, Mass.	D2-20	17/2
29	Douglas, Rasul	CB	6-2	209	08-29-94	6	West Virginia	East Orange, N.J.	FA-21	12/9
48	Ento, Kabion	CB	6-1	187	01-03-96	2	Colorado	Pine Bluff, Ark.	FA-19	0*
37	Gafford, Rico	CB	5-10	184	05-23-96	2	Wyoming	West Des Moines, Iowa	FA-22	0*
40	Galeai, Tipa	LB	6-5	229	02-26-97	2	Utah State	Eules, Texas	FA-20	7/0
53	Garvin, Jonathan	LB	6-4	257	07-28-99	3	Miami (Fla.)	Lake Worth, Fla.	D7b-20	16/1
52	Gary, Rashan	LB	6-5	277	12-03-97	4	Michigan	Paramus, N.J.	D1a-19	16/16
54	Hamilton, La'Darius	TE	6-2	261	01-18-98	2	North Texas	Corrigan, Texas.	FA-21	6/0
67	Hanson, Jake	C	6-4	296	04-29-97	2	Oregon	Eureka, Calif.	D6b-20	5/0
96	Heflin, Jack	DL	6-3	304	03-08-98	2	Iowa	Prophetstown, Ill.	FA-21	4/0
32	Hill, Kylin	RB	5-10	214	08-18-98	2	Mississippi State	Columbus, Miss.	D7-21	8/0
22	Jean-Charles, Shemar	CB	5-10	184	06-20-98	2	Appalachian State	Miramar, Fla.	D5b-21	14/0
74	Jenkins, Elgton	G/T	6-5	311	12-26-95	4	Mississippi State	Clarksdale, Miss.	D2-19	8/8
33	Jones, Aaron	RB	5-9	208	12-02-94	6	Texas-El Paso	El Paso, Texas	D5b-17	15/15
13	Lazard, Allen	WR	6-5	227	12-11-95	4	Iowa State	Urbandale, Iowa	FA-18	15/13
89	Lewis, Mercedes	TE	6-6	267	05-19-84	17	UCLA	Long Beach, Calif.	FA-18	17/17
10	Love, Jordan	QB	6-4	219	11-02-98	3	Utah State	Bakersfield, Calif.	D1-20	6/1
94	Lowry, Dean	DL	6-6	296	06-09-94	7	Northwestern	Rockford, Ill.	D4b-16	17/17
58	McDuffie, Isaiah	LB	6-1	227	07-21-99	2	Boston College	Buffalo, N.Y.	D6b-21	13/0
71	Myers, Josh	C/G	6-5	310	07-16-98	2	Ohio State	Miamisburg, Ohio	D2-21	6/6
70	Newman, Royce	G/T	6-5	310	08-17-97	2	Mississippi	Nashville, Ill.	D4-21	17/16
73	Nijman, Yosh	T	6-7	314	01-02-96	3	Virginia Tech	Maplewood, N.J.	FA-19	17/8
25	Nixon, Keisean	CB	5-10	200	06-22-97	4	South Carolina	Compton, Calif.	FA-22	11/1*
16	O'Donnell, Pat	P	6-4	220	02-22-91	9	Miami (Fla.)	Lake Worth, Fla.	UFA(Chi)-22	17/0*
56	Ramsey, Randy	LB	6-3	238	09-07-95	3	Arkansas	Fort Lauderdale, Fla.	FA-19	0*
90	Reed, Jarran	DL	6-3	307	12-16-92	7	Alabama	Goldsboro, N.C.	UFA(KC)-22	17/17*
12	Rodgers, Aaron	QB	6-2	225	12-02-83	18	California	Chico, Calif.	D1-05	16/16
8	Rodgers, Amari	WR	5-9	212	09-23-99	2	Clemson	Knoxville, Tenn.	D3-21	16/1
76	Runyan, Jon	G	6-4	307	08-08-97	3	Michigan	Philadelphia, Pa.	D6a-20	17/16
26	Savage, Darnell	S	5-11	198	07-30-97	4	Maryland	Bear, Del.	D1b-19	17/17
36	Scott, Vernon	S	6-2	202	09-11-97	3	TCU	Arlington, Texas	D7a-20	3/0
93	Slaton, T.J.	DL	6-4	330	10-03-97	2	Florida	Plantation, Fla.	D5a-21	17/0
91	Smith, Preston	LB	6-5	265	11-17-92	8	Mississippi State	Stone Mountain, Ga.	UFA(Was)-19	16/16
21	Stokes, Eric	CB	6-0	194	03-01-99	2	Georgia	Covington, Ga.	D1-21	16/14
44	Summers, Ty	LB	6-1	241	12-31-95	4	TCU	San Antonio, Texas	D7-19	14/0
86	Taylor, Malik	WR	6-1	220	12-21-95	3	Ferris State	Montrose, Mich.	FA-19	10/0
27	Taylor, Patrick	RB	6-2	217	04-29-98	2	Memphis	Humble, Texas	FA-20	9/0
85	Tonyan, Robert	TE	6-5	240	04-30-94	5	Indiana State	McHenry, Ill.	FA-17	8/5
11	Watkins, Sammy	WR	6-1	211	06-14-93	9	Clemson	Fort Myers, Fla.	UFA(Bal)-22	13/9*
88	Winfree, Juwann	WR	6-1	210	09-04-96	3	Colorado	Englewood, N.J.	FA-20	7/0
46	Wirtel, Steven	LS	6-4	228	10-03-97	2	Iowa State	Chicago, Ill.	FA-21	9/0

\* Ento spent '21 season on Green Bay practice squad; Gafford last active with Las Vegas in '20; Nixon played 11 games with Las Vegas; O'Donnell played 17 games with Chicago; Ramsey missed '21 season because of injury; Reed played 17 games with Kansas City; Watkins played 13 games with Baltimore.

Players lost through unrestricted free agency (six): P Corey Bojorquez (CLE, 17 games in '21); LB Oren Burks (SF, 17); G Lucas Patrick (CHI, 17); WR Equanimeous St. Brown (CHI, 13); CB Chandon Sullivan (MIN, 17); WR Marquez Valdes-Scantling (KC, 11).

Also played with Packers in '21—WR Davante Adams (16 games), DL Abdullah Anderson (three), S Henry Black (17), G Ben Braden (nine), LS Hunter Bradley (eight), DL Kinsley Keke (11), T Dennis Kelly (10), CB Kevin King (10), DL Tyler Lancaster (16), LB Whitney Mercilus (four), WR David Moore (one), LB Chauncey Rivers (four), LB Jaylon Smith (two), LB Za'Darius Smith (one), G/T Billy Turner (13), CB Isaac Ylodom (16).

## GREEN BAY PACKERS

### FIRST-YEAR ROSTER

Name	Pos.	Ht.	Wt.	Birthdate	College	Hometown	How Acq.
Baylor, BJ	RB	5-10	202	09-08-98	Oregon State	Wharton, Texas	FA
Brice, Caliph	LB	6-2	233	08-11-99	Florida Atlantic	Rock Hill, S.C.	FA
Brooks, Ellis	LB	6-1	226	06-12-99	Penn State	Richmond, Va.	FA
Byers, Akial	DL	6-3	308	10-09-98	Missouri	Fayetteville, Ark.	FA
Carpenter, Tariq	S	6-3	230	12-28-98	Georgia Tech	Ludowici, Ga.	D7a
Coco, Jack	LS	6-2	248	10-09-98	Georgia Tech	Johns Creek, Ga.	FA
Davis, Danny	WR	6-1	188	01-20-98	Wisconsin	Springfield, Ohio	FA
Davis, Shawn (1)	S	5-11	202	12-24-97	Florida	Miami, Fla.	FA-21
Doubs, Romeo	WR	6-2	204	04-13-00	Nevada	Los Angeles, Calif.	D4a
Eberle, Dominik (1)	K	6-1	186	07-04-96	Utah State	Fort Lauderdale, Fla.	FA
Enagbare, Kingsley	LB	6-4	258	01-18-00	South Carolina	Atlanta, Ga.	D5
Elling, Danny (1)	QB	6-3	220	07-22-94	LSU	Terre Haute, Ind.	FA-21
Ford, Jonathan	DL	6-5	338	09-29-98	Miami (Fla.)	Fort Lauderdale, Fla.	D7b
Gaines, Innis (1)	S	6-1	202	08-29-98	TCU	Beaumont, Texas	FA-21
Goodson, Tyler	RB	5-9	197	11-10-00	Iowa	Suwanee, Ga.	FA
Jones, Caleb	T	6-9	370	02-10-99	Indiana	Indianapolis, Ind.	FA
Jones, Kobe (1)	LB	6-3	255	05-10-98	Mississippi State	Starkville, Miss.	FA
Mack, Alizé (1)	TE	6-4	251	03-29-97	Notre Dame	Las Vegas, Nev.	FA
Manac, Chauncey	LB	6-3	246	11-23-97	Louisiana	Homerville, Ga.	FA
Menet, Michal (1)	C	6-4	301	08-08-97	Penn State	Reading, Pa.	FA-21
Moore, George	G	6-6	312	07-31-96	Oregon	Antioch, Calif.	FA
Pututau, Hauati	DL	6-3	306	02-24-96	Utah	Murray, Utah	FA
Rhyan, Sean	T/G	6-5	321	09-15-00	UCLA	San Juan Capistrano, Calif.	D3
Schneider, Cole	C	6-3	309	08-13-98	Central Florida	Fort Myers, Fla.	FA
Slayton, Chris (1)	DL	6-4	330	08-06-96	Syracuse	Crete, Ill.	FA
Sterling, Tre	S	6-0	205	11-05-98	Oklahoma State	Sunnyvale, Texas	FA
Texada, Raleigh	CB	5-10	191	06-30-98	Baylor	Frisco, Texas	FA
Thomas, Kiondre (1)	CB	6-0	185	02-07-98	Kansas State	Fort Smith, Ark.	FA
Tom, Zach	OL	6-4	304	03-26-99	Wake Forest	Baton Rouge, La.	D4b
Toure, Samori	WR	6-1	191	03-24-98	Nebraska	Portland, Ore.	D7d
Van Lanen, Cole (1)	T/G	6-4	305	04-23-98	Wisconsin	Green Bay, Wis.	D6a-21
Walker, Quay	LB	6-4	241	05-08-00	Georgia	Cordele, Ga.	D1a
Walker, Rasheed	T	6-6	324	02-13-00	Penn State	Waldorf, Md.	D7c
Watson, Christian	WR	6-4	208	05-12-99	North Dakota State	Tampa, Fla.	D2
Wilborn, Ray (1)	LB	6-3	230	04-01-97	Ball State	Lansing, Mich.	FA-21
Wolf, Eli (1)	TE	6-4	238	03-11-97	Georgia	Minster, Ohio	FA
Wyatt, Devonte	DL	6-3	304	03-31-98	Georgia	Decatur, Ga.	D1b

The term **NFL Rookie** is defined as a player who is in his first season of professional football and has not been on the roster of another professional football team for any regular-season or postseason games. A **Rookie** is designated by an "R" on NFL rosters. Players who have been active in another professional football league or players who have NFL experience, including either preseason training camp or being on an Active List or Inactive List, or on Reserve/Injured or Reserve/Physically Unable to Perform for fewer than six regular-season games, are termed **NFL First-Year Players**. An **NFL First-Year Player** is designated by a "1" on NFL rosters. Thereafter, a player is credited with an additional year of experience for each season in which he accumulates six games on the Active List or Inactive List, or on Reserve/Injured or Reserve/Physically Unable to Perform.

Log on to [www.packers.com](http://www.packers.com) for an up-to-date roster.

## LOS ANGELES RAMS



National Football Conference  
West Division

29899 Agoura Road  
Agoura Hills, CA 91301

Team Colors: Rams Royal and Sol

### 2022 SCHEDULE

#### PRESEASON

Aug. 13 at L.A. Chargers.....7:00 PM  
 Aug. 19 Houston.....7:00 PM  
 Aug. 27 at Cincinnati.....3:00 PM

#### REGULAR SEASON

Sept. 8 Buffalo (Thu).....5:20 PM  
 Sept. 18 Atlanta.....1:05 PM  
 Sept. 25 at Arizona.....1:25 PM  
 Oct. 3 at San Francisco (Mon)...5:15 PM  
 Oct. 9 Dallas.....1:25 PM  
 Oct. 16 Carolina.....1:05 PM  
 BYE  
 Oct. 30 San Francisco.....1:25 PM  
 Nov. 6 at Tampa Bay.....1:25 PM  
 Nov. 13 Arizona.....1:25 PM  
 Nov. 20 at New Orleans.....10:00 AM  
 Nov. 27 at Kansas City.....1:25 PM  
 Dec. 4 Seattle.....1:05 PM  
 Dec. 8 Las Vegas (Thu).....5:15 PM  
 Dec. 19 at Green Bay (Mon).....5:15 PM  
 Dec. 25 Denver.....1:30 PM  
 Jan. 1 at L.A. Chargers.....5:20 PM  
 Jan. 7/8 at Seattle.....TBD

*\* All times PT; Sunday night games in Weeks 5-15 and 17 subject to change*

**Stadium:** SoFi Stadium  
1000 S. Prairie Ave.  
Inglewood, CA 90301

**Opened:** 2020

**Capacity:** 71,500

**Playing Surface:** Artificial Turf  
(Hellas 44oz. Matrix System)

#### Training Camp:

UC Irvine  
Irvine, CA 92697

#### CLUB OFFICIALS

Owner/Chairman: E. Stanley Kroenke  
 Chief Operating Officer: Kevin Demoff  
 General Manager: Les Snead  
 Vice President, Football & Business  
 Administration: Tony Pastoors

Administration: Todd Davis, Eric Dickerson,  
Stephanie Cheng  
 Communications: Artis Twyman,  
Joanna Hunter, Chase Isaacs, Tyanna  
James, Qadeer Morgan, Tatum Texada  
 Community Affairs and Engagement: Molly  
Higgins, Keely Fimbres, Johnathan  
Franklin, Maria Camacho  
 Technology: Skarpi Hedinnsson,  
Jeff Graves  
 Employee Experience: Oracio Galindo  
 Ticketing & Strategy:  
Dan August, Steven Moore,  
Meagan Roberts  
 Partnerships: Jason Griffiths, Mike  
O'Keefe, Joanna Yiu, Brittany Ramos  
 Chief Commercial Officer: Jennifer Prince  
 Finance: Jeff Brewer  
 Marketing: Marty Turman, Sarah Schuler,  
Cory Befort, Chadwick Richardson,  
Kathryn Kai-ling Frederick,  
Lexi vonderLieth, Marissa Daly,  
Margaret Plouffe, Jory Hirsh

#### Player Personnel Executive:

Brian Xanders  
 Director, Scouting Strategy:  
James Gladstone  
 Director, Football Affairs:  
Jacques McClendon  
 Director, Video: Dan Dmytrisin  
 Vice President, Sports Medicine and  
Performance: Reggie Scott  
 Director, Rehabilitation: Byron Cunningham  
 Associate Athletic Trainer:  
Lawrence Jones, Mark Dydasco  
 Physical Therapist/Associate Athletic  
Trainer: Jon Hernandez  
 Associate Strength & Conditioning:  
Jon Griffin, Jamel Cooper  
 Coordinator, Performance Science/Assoc.  
Strength & Conditioning: Zach Witherspoon  
 Nutrition: Joey Blake  
 Equipment Manager: Brendan Burger  
 Assistant Equipment Manager:  
Stephen Hale, Luis Ramos

Football Information: Ryan Garlisch,  
Jake Temme, Sarah Bailey  
 Operations: Sophie Harlan, Kristen Lee,  
Jaime More, Chris Hawes,  
Scott Lupold  
 Player Personnel: Ted Monago,  
JW Jordan, Taylor Morton,  
Steve Miller  
 Player Personnel Consultant: Ray Farmer,  
Lawrence McCutcheon,  
Andy Sugarman  
 Pro Personnel: John McKay, Matt Waugh  
 College Scout: Vito Gonella, Brian Hill, Billy  
Johnson, Steve Kazor, Michael Pierce,  
Chance Trickett, John Zernhelt  
 Scouting Assistant: Ryon Lynn

#### COACHING HISTORY

Cleveland 1937-45,  
 Los Angeles 1946-94/2016-present  
 St. Louis 1995-2015  
 (625-607-21)

*Records include postseason games*

1937-38	Hugo Bezdek*	1-13-0
1938	Art Lewis	4-4-0
1939-42	Earl (Dutch) Clark	16-26-2
1944	Aldo (Buff) Donelli	4-6-0
1945-46	Adam Walsh	16-5-1
1947	Bob Snyder	6-6-0
1948-49	Clark Shaughnessy	14-8-3
1950-52	Joe Stydahar**	19-9-0
1952-54	Hamp Pool	23-11-2
1955-59	Sid Gillman	28-32-1
1960-62	Bob Waterfield***	9-24-1
1962-65	Harland Svare	14-31-3
1966-70	George Allen	49-19-4
1971-72	Tommy Prothro	14-12-2
1973-77	Chuck Knox	57-20-1
1978-82	Ray Malavasi	43-36-0
1983-91	John Robinson	79-74-0
1992-94	Chuck Knox	15-33-0
1995-96	Rich Brooks	13-19-0
1997-99	Dick Vermeil	25-26-0
2000-05	Mike Martz***	56-36-0
2005	Joe Vitt	4-7-0
2006-08	Scott Linehan#	11-25-0
2008	Jim Haslett	2-10-0
2009-11	Steve Spagnuolo	10-38-0
2012-16	Jeff Fisher##	31-45-1
2016	John Fassel	0-3-0
2017-	Sean McVay	62-29-0

\* Released after three games in 1938

\*\* Resigned after one game in 1952

\*\*\* Resigned after eight games in 1962

#### Took medical leave after five games in 2005

# Released after four games in 2008

## Released after 13 games in 2016

#### PAID ATTENDANCE, 2021

Home 553,586                      Away 602,142

Total 1,155,728

Single-game home record,

88,161 (9/16/16)

Single-season home record,

648,602 (2016)

#### 2022 DRAFT CHOICES

Rd	Name	Pos	College
3	Logan Bruss	G	Wisconsin
4	Decobie Durant	DB	South Carolina St.
5	Kyren Williams	RB	Notre Dame
6	Quentin Lake	DB	UCLA
6	Derion Kendrick	DB	Georgia
7	Daniel Hardy	LB	Montana St.
7	Russ Yeast	DB	Kansas St.
7	A.J. Arcuri	T	Michigan St.

# LOS ANGELES RAMS

## 2021 TEAM RECORD

### REGULAR SEASON (12-5)

Date	Opponent	Result
Sept. 12	CHICAGO	W 34-14
Sept. 19	at Indianapolis	W 27-24
Sept. 26	TAMPA BAY	W 34-24
Oct. 3	ARIZONA	L 20-37
Oct. 7	at Seattle	W 26-17
Oct. 17	at N.Y. Giants	W 38-11
Oct. 24	DETROIT	W 28-19
Oct. 31	at Houston	W 38-22
Nov. 7	TENNESSEE	L 16-28
Nov. 15	at San Francisco	L 10-31
Nov. 28	at Green Bay	L 28-36
Dec. 5	JACKSONVILLE	W 37-7
Dec. 13	at Arizona	W 30-23
Dec. 21	SEATTLE	W 20-10
Dec. 26	at Minnesota	W 30-23
Jan. 2	at Baltimore	W 20-19
Jan. 9	SAN FRANCISCO (OT)	L 24-27

### POSTSEASON (4-0)

Jan. 17	ARIZONA	W 34-11
Jan. 23	at Tampa Bay	W 30-27
Jan. 30	SAN FRANCISCO	W 20-17
Feb. 13	Cincinnati (SB LV1)	W 23-20

### SCORE BY PERIODS

Team	63	155	113	129	0	—	460
Opponents	51	123	91	104	3	—	372

## 2021 TEAM STATISTICS

	Team	Opp.
Total First Downs	355	347
Rushing	99	111
Passing	233	214
Penalty	23	22
3rd Down: Made/Att	90/205	92/223
3rd Down Pct.	43.9	41.3
4th Down: Made/Att	10/19	17/32
4th Down Pct.	52.6	53.1
Possession Avg.	28:49	31:11
Total Net Yards	6325	5863
Avg. Per Game	372.1	344.9
Total Plays	1058	1118
Avg. Per Play	6.0	5.2
Net Yards Rushing	1683	1754
Avg. Per Game	99.0	103.2
Total Rushes	420	443
Net Yards Passing	4642	4109
Avg. Per Game	273.1	241.7
Sacked/Yards Lost	31/251	50/367
Gross Yards	4893	4476
Att./Completions	607/406	625/416
Completion Pct.	66.9	66.6
Had Intercepted	18	19
Punts/Average	51/44.2	62/46.1
Net Punting Avg.	51/42.6	62/42.3
Penalties/Yards	76/637	88/688
Fumbles/Ball Lost	12/5	20/6
Touchdowns	52	40
Rushing	10	18
Passing	41	17
Returns	1	5

## 2021 INDIVIDUAL STATISTICS

PASSING	Att	Cmp	Yds	Cmp%	Yds/Att	TD	TD%	Int	Int%	LG	Sk/Lost	Rtng
Stafford	601	404	4886	67.2	8.13	41	6.8	17	2.8	79t	30/243	102.9
Wolford	4	1	5	25.0	1.25	0	0.0	1	25.0	5	1/8	0.0
Hekker	1	1	2	100.0	2.00	0	0.0	0	0.0	2	0/0	79.2
Kupp	1	0	0	0.0	0.00	0	0.0	0	0.0	---	0/0	39.6
Team	607	406	4893	66.9	8.06	41	6.8	18	3.0	79t	31/251	101.6
Opponents	625	416	4476	66.6	7.16	17	2.7	19	3.0	63t	50/367	83.8

TD	TD	TD	TD	PAT	FG	Saf	Pts
SCORING	Tot	Ru	Rec	Rt			
Gay	0	0	0	0	48/49	32/34	0 144
Kupp	16	0	16	0			0 98
Henderson	8	5	3	0			0 48
Jefferson	6	0	6	0			0 36
Woods	5	1	4	0			0 32
Beckham	5	0	5	0			0 30
Higbee	5	0	5	0			0 30
Michel	5	4	1	0			0 30
D.Jackson	1	0	1	0			0 6
Powell	1	0	0	1			0 6
Team	52	10	41	1	48/49	32/34	0 460
Opponents	40	18	17	5	36/36	30/34	0 372

2-Pt Conv: Kupp, Woods. Team 2-3.  
Opponents 3-4.

RUSHING	No.	Yds	Avg	LG	TD
Michel	208	845	4.1	39	4
Henderson	149	688	4.6	29	5
Woods	8	46	5.8	16t	1
Stafford	32	43	1.3	12	0
Jefferson	2	20	10.0	10	0
Kupp	4	18	4.5	18	0
Howell	5	11	2.2	4	0
Funk	2	5	2.5	6	0
Sargent	2	5	2.5	3	0
C.Akers	5	3	0.6	2	0
Hekker	1	0	0.0	0	0
Wolford	2	-1	-0.5	0	0
Team	420	1683	4.0	39	10
Opponents	443	1754	4.0	54	18

RECEIVING	No.	Yds	Avg	LG	TD
Kupp	145	1947	13.4	59	16
Higbee	61	560	9.2	37	5
Jefferson	50	802	16.0	79t	6
Woods	45	556	12.4	28	4
Beckham	27	305	11.3	54t	5
Henderson	29	176	6.1	25t	3
Michel	21	128	6.1	24	1
Skowronek	11	133	12.1	35	0
D.Jackson	8	221	27.6	75t	1
Blanton	4	37	9.3	23	0
C.Akers	3	10	3.3	6	0
Hopkins	1	9	9.0	9	0
Mundt	1	9	9.0	9	0
Team	406	4893	12.1	79t	41
Opponents	416	4476	10.8	63t	17

INTERCEPTIONS	No.	Yds	Avg	LG	TD
Ramsey	4	41	10.3	25	0
Rapp	4	31	7.8	18	0
E.Jones	2	50	25.0	31	0
Scott	2	3	1.5	3	0
Reeder	2	2	1.0	2	0
Fuller	1	34	34.0	34	0
Howard	1	19	19.0	19	0
Floyd	1	11	11.0	11	0
Rochell	1	1	1.0	1	0
Long	1	0	0.0	0	0
Team	19	192	10.1	34	0
Opponents	18	181	10.1	33t	4

PUNTING	No.	Yds	Avg	Net	TB	In	20	LG	B
Hekker	51	2252	44.2	42.6	1	23	59	0	0
Team	51	2252	44.2	42.6	1	23	59	0	0
Opponents	62	2858	46.1	42.3	1	29	68	0	0

PUNT RETURNS	Ret	FC	Yds	Avg	LG	TD
Atwell	10	1	54	5.4	17	0
Powell	6	4	133	22.2	61t	1
Koski	2	1	20	10.0	13	0
Kupp	1	20	8.0	8	0	0
Team	19	26	215	11.3	61t	1
Opponents	9	25	60	6.7	14	0

KICKOFF RETURNS	No.	Yds	Avg	LG	TD
Powell	8	208	26.0	65	0
Atwell	5	87	17.4	25	0
Koski	5	89	17.8	26	0
Funk	4	88	22.0	28	0
Michel	4	90	22.5	28	0
Skowronek	4	70	17.5	19	0
Howell	2	34	17.0	19	0
Kupp	2	20	10.0	12	0
Team	34	686	20.2	65	0
Opponents	30	646	21.5	50	0

FIELD GOALS	1-19	20-29	30-39	40-49	50+
Gay	0/0	6/6	15/15	7/8	4/5
Team	0/0	6/6	15/15	7/8	4/5
Opponents	0/0	10/10	6/7	10/12	4/5

SACKS	No.
Donald	12.5
Floyd	9.5
Miller	5.0
Gaines	4.5
Joseph-Day	3.0
Lewis	3.0
Hollins	2.0
Okoronkwo	2.0
Reeder	2.0
Robinson	2.0
Young	2.0
Rapp	1.5
E.Jones	1.0
Team	50.0
Opponents	31.0



## LOS ANGELES RAMS

## 2022 COACHING STAFF

**Sean McVay, Head Coach**

**Pro Career:** Named the 23rd full-time head coach in franchise history on Jan. 12, 2017. McVay became the youngest head coach in modern NFL history. The stars aligned in 2021 as McVay and the Rams went "all in" to win Super Bowl LVI. He finished the regular season 12-5 and became the youngest head coach in NFL annals to win a Super Bowl. In 2020, McVay and the Rams posted a 10-6 record, McVay's fourth-consecutive winning season, and earned his third playoff berth in his first four seasons. During the 2019 season the Rams posted a 9-7 record, the third-straight winning season under McVay. In 2018, his second season as head coach, the Rams won 13 games, tied for the second-most single-season wins in franchise history, and competed in the organization's fourth Super Bowl. In his first season in 2017, the Rams won seven more games than the previous season, went from last in the league in scoring to first, and made their first postseason appearance in 13 years. Prior to joining the Rams, McVay was the Washington Redskins' offensive coordinator (2014-16), tight ends coach (2011-13) and offensive assistant (2010). McVay joined Washington prior to 2010 after an undefeated regular season with the Florida Tuskers of the United Football League. The Tuskers finished a perfect 6-0 before losing in the UFL's inaugural championship game. McVay originally entered the National Football League as an offensive assistant with the Tampa Bay Buccaneers. Career record: 62-29-0.

**Background:** Played wide receiver at Miami (Ohio). No pro playing experience. His grandfather, John McVay, served in various administrative roles, including director of research development for the New York Giants (1976) and vice president/director of football operations for the San Francisco 49ers (1983-94), as well as serving as general manager one year in San Francisco (1998-99). John McVay oversaw five Super Bowl championship squads and earned induction into the 49ers Hall of Fame in 2013.

**Personal:** Born Jan. 24, 1986, in Marietta, Ga. Son of Tim and Cindy McVay. Has one brother, Ryan.

**ASSISTANT COACHES**

**Chris Beake**, inside linebackers; born Sept. 10, 1972, in Kansas City, Mo. Quarterback Air Force 1990-92. No pro playing experience. College coach: Air Force 1994. Pro coach: San Francisco 49ers 1998-2003, Atlanta Falcons 2004-06, Seattle Seahawks 2008-09, Cleveland Browns 2011-12, Denver Broncos 2013-21. Joined Rams in 2022.

**Kenneth Black**, coaching fellow; born Oct. 5, 1988, in Jacksonville, Fla. Quarterback Western Kentucky 2006-08, Prairie View 2009-10. No pro playing experience. College coach: Prairie View 2013-18, Florida A&M 2019-21. Pro coach: Joined Rams in 2022.

**Thad Bogardus**, outside linebackers; born April 10, 1989, Redding, Conn. Attended Ball State. No college or pro playing experience. College coach: Ball State 2011-14. Pro coach: Buffalo Bills 2014-15, Denver Broncos 2015-16. Joined Rams in 2017.

**Thomas Brown**, assistant head coach and tight ends; born May 15, 1986, Tucker, Ga. Running back Georgia 2004-07. Pro running back Atlanta Falcons 2008, Cleveland Browns 2009-10. College coach: Georgia 2011 and 2015, Chattanooga 2012, Marshall 2013, Wisconsin 2014, Miami (Fla.) 2016-18, South Carolina 2019. Pro coach: Joined Rams in 2020.

**Kevin Carberry**, offensive line; born May 19, 1983, Chicago, Ill. Defensive end Ohio 2001-04. Pro defensive lineman Berlin Thunder (NFL) 2006, New York Dragons (AFL) 2007, Philadelphia Soul (AFL) 2008. College coach: Kansas 2009-11, Stephen F. Austin 2012-13, Stanford 2018-20. Pro coach: Dallas Cowboys 2014-15, Washington Redskins 2016-17. Joined Rams in 2021.

**Liam Coen**, offensive coordinator; born Nov. 8, 1985, Warwick, R.I. Quarterback Massachusetts 2004-08. Pro quarterback Alabama Vipers (AFL2) 2009. College coach: Brown 2010 and 2012-13, Rhode Island 2011, Massachusetts 2014-15, Maine 2016-17, Kentucky 2021. Pro coach: Los Angeles Rams 2018-20. Rejoined Rams in 2022.

**Jonathan Cooley**, assistant secondary; born May 18, 1989, Columbus, Ohio. Defensive back John Carroll 2007-10. No pro playing experience. College coach: Millikin 2011, Bluffton 2011, John Carroll 2013-14, Kentucky 2015-16, Tennessee-Chattanooga 2017, Kent State 2018, Akron 2019. Pro coach: Joined Rams in 2020.

**Joe DeCamillis**, special teams coordinator; born June 29, 1965, Arvada, Colo. Attended Wyoming. No college or pro playing experience. No college coaching experience. Pro coach: Denver Broncos 1989-92 and 2015-16, New York Giants 1993-96, Atlanta Falcons 1997-2006, Jacksonville Jaguars 2007-08 and 2017-20, Dallas Cowboys 2009-12, Chicago Bears 2013-14. Joined Rams in 2021.

**Eric Henderson**, run game coordinator/defensive line; born Jan. 8, 1983, New Orleans, La. Defensive end Georgia Tech 2001-05. Pro defensive end Cincinnati Bengals 2006-08, Las Vegas Locomotives (UFL) 2009-11. College coach: Georgia Military College 2012, Oklahoma State 2013-15, Texas-San Antonio 2016. Pro coach: Los Angeles Chargers 2017-18. Joined Rams in 2019.

**Nick Jones**, offensive assistant; born July 5, 1985, Bowdon, Ga. Offensive lineman Georgia 2003-06. Pro offensive lineman Seattle Seahawks 2007-09. College coach: Georgia 2010-11, Coastal Carolina

2012-17, Air Force 2018, Colorado State 2019. Pro coach: Atlanta Falcons 2020. Joined Rams in 2021.

**Skyler Jones**, assistant defensive line; born March 7, 1992, New Orleans, La. Defensive tackle Bethany (Kan.) 2010-13. No pro playing experience. College coach: Southern 2015-17 and 2018-2020, Norfolk State 2021. Pro coach: Joined Rams in 2022.

**Zak Kromer**, offensive assistant; born May 1, 1994, Rosemary Beach, Fla. Attended Oklahoma. No college or pro playing experience. No college coaching experience. Pro coach: Buffalo Bills 2016. Joined Rams in 2017.

**Raheem Morris**, defensive coordinator; born Sept. 3, 1976, Irvington, N.J. Safety Hofstra 1994-97. No pro playing experience. College coach: Hofstra 1998 and 2000-01, Cornell 1999, Kansas State 2006. Pro coach: Tampa Bay Buccaneers 2002-05 and 2007-11 (head coach 2009-11), Washington Redskins 2012-13, Atlanta Falcons 2015-20 (interim head coach 11 games 2020). Joined Rams in 2021.

**Greg Olson**, senior offensive assistant; born March 1, 1963, Richard, Wash. Quarterback Spokane Falls J.C. 1981-82, Central Washington 1983-84. College coach: Washington State 1987-89, Central Washington 1990-93, Idaho 1994-96, Purdue 1997-2000 and 2002. Pro coach: San Francisco 49ers 2001, Chicago Bears 2003, Detroit Lions 2004-05, St. Louis Rams 2006-07, Tampa Bay Buccaneers 2008-09 and 2009-11, Jacksonville Jaguars 2012 and 2015-16, Oakland/Las Vegas Raiders 2013-14 and 2018-21, Los Angeles Rams 2017. Rejoined Rams in 2022.

**Jake Peetz**, offensive assistant, April 5, 1983, O'Neill, Neb. Defensive back/long snapper Nebraska 2003-05. No pro playing experience. College coach: Santa Barbara C.C. 2006, UCLA 2007, Alabama 2013 and 2018, LSU 2021. Pro coach: Jacksonville Jaguars 2012, Washington Redskins 2014, Oakland Raiders 2015 and 2016 and 2017, Carolina Panthers 2019 and 2020. Joined Rams in 2022.

**Zac Robinson**, assistant quarterbacks; born Sept. 29, 1986, Edmond, Okla. Quarterback Oklahoma State 2006-09. Pro quarterback New England Patriots, Seattle Seahawks, Detroit Lions 2010, Cincinnati Bengals 2011-13. No college coaching experience. Pro coach: Joined Rams in 2019.

**Rashad Samples**, running backs; born Dec. 11, 1994, Dallas, Texas. Running back Oklahoma State 2014, Houston 2015-16. No pro playing experience. College coach: Houston 2016-17, Texas 2018, SMU 2019-21, TCU 2022. Joined Rams in 2022.

## LOS ANGELES RAMS

**Lance Schulters**, defensive assistant; born May 27, 1975, Brooklyn, N.Y. Safety Nassau C.C. 1994-95, Hofstra 1996-97. Pro safety San Francisco 49ers 1998-2001, Tennessee Titans 2002-04, Miami Dolphins 2005 and 2007, Atlanta Falcons 2006, New Orleans Saints 2008. College coach: Bryant College 2011. Pro coach: Atlanta Falcons 2015-20. Joined Rams in 2021.

**Chris Shula**, linebackers; born Feb. 5, 1986, Cooper City, Fla. Linebacker Miami (Ohio) 2004-08. No pro playing experience. College coach: Ball State 2010, Indiana 2011-13, John Carroll 2014. Pro coach: San Diego Chargers 2015-16. Joined Rams in 2017.

**Jeremy Springer**, born Feb. 22, 1989, Los Fresnos, Texas. Linebacker Texas-El Paso 2007-11. No pro playing experience. College coach: Texas A&M 2015-17, Arizona 2018-20, Marshall 2021. Pro coach: Joined Rams in 2022.

**Eric Yarber**, wide receivers; born Sept. 22, 1963, Chicago, Ill. Wide receiver Los Angeles Valley J.C. 1982-83 and Idaho 1984-85. Pro wide receiver Washington Redskins 1986-87. College coach: Idaho 1996, Nevada-Las Vegas 1997, Oregon State 1999-2002, Washington 2005-06, Arizona State 2007-09, UCLA 2012-16. Pro coach: Seattle Seahawks 1998, San Francisco 49ers 2003-04, Tampa Bay Buccaneers 2011. Joined Rams in 2017.

### RECORD HOLDERS

#### INDIVIDUAL RECORDS—CAREER

Rushing (Yds.)	Steven Jackson, 2004-12	10,135
Passing (Yds.)	Jim Everett, 1986-93	23,758
Passing (TDs)	Roman Gabriel, 1962-72	154
Receiving (No.)	Isaac Bruce, 1994-2007	942
Receiving (Yds.)	Isaac Bruce, 1994-2007	14,109
Interceptions	Ed Meador, 1959-70	46
Punting (Avg.)	Johnny Hekker, 2012-17	47.1
Punt Return (Avg.)	Az-Zahir Hakim, 1998-2001	11.4
Kickoff Return (Avg.)	Ron Brown, 1984-89, 1991	26.3
Field Goals	Jeff Wilkins, 1997-2007	265
Touchdowns (Tot.)	Marshall Faulk, 1999-2005	85
Points	Jeff Wilkins, 1997-2007	1,223
*Sacks	Leonard Little, 1998-2009	87.5

#### INDIVIDUAL RECORDS—SINGLE SEASON

Rushing (Yds.)	Eric Dickerson, 1984	**2,105
Passing (Yds.)	Kurt Warner, 2001	4,830
Passing (TDs)	Kurt Warner, 1999	41
Receiving (No.)	Isaac Bruce, 1995	119
Receiving (Yds.)	Isaac Bruce, 1995	1,781
Interceptions	Dick (Night Train) Lane, 1952	**14
Punting (Avg.)	Donnie Jones, 2008	50.0
Punt Return (Avg.)	Woodley Lewis, 1952	18.5
Kickoff Return (Avg.)	Verda (Vitamin T) Smith, 1950	33.7
Field Goals	Jeff Wilkins, 2003	39
Touchdowns (Tot.)	Marshall Faulk, 2000	26
Points	Jeff Wilkins, 2003	163
*Sacks	Aaron Donald, 2018	20.5

#### INDIVIDUAL RECORDS—SINGLE GAME

Rushing (Yds.)	Willie Ellison, 12-5-71	247
Passing (Yds.)	Norm Van Brocklin, 9-28-51	**554
Passing (TDs)	Many times	.5
	Last time by Kurt Warner, 10-10-99	
Receiving (No.)	Tom Fears, 12-3-50	18
Receiving (Yds.)	Willie Anderson, 11-26-89	**336
Interceptions	Many times	.3
	Last time by Keith Lyle, 12-15-96	
Field Goals	Greg Zuerlein, 10-1-17	7
Touchdowns (Tot.)	Many times	.4
	Last time by Todd Gurley, 12-17-17	
Points	Many times	.24
	Last time by Todd Gurley, 12-17-17	
*Sacks	Gary Jeter, 9-18-88	5.0

*\*Sacks became an official statistic in 1982  
\*\*NFL Record*

## LOS ANGELES RAMS

## 2022 VETERAN ROSTER

No.	Name	Pos.	Ht.	Wt.	Birthdate	NFL Exp.	College	Hometown	How Acq.	'21 Games/ Starts
3	Akers, Cam	RB	5-10	217	6/22/1999	2	Florida State	Clinton, Miss.	D2a-20	5/3
55	Allen, Brian	OL	6-2	303	10/11/1995	5	Michigan State	Hinsdale, Ill.	D4a-18	20/20
72	Anchrum Jr., Tremayne	OL	6-2	314	6/24/1998	3	Clemson	Powder Springs, Ga.	D7c-20	0*
15	Atwell, TuTu	WR	5-9	165	10/7/1999	2	Louisville	Miami, Fla.	D2-21	8/0
86	Blanton, Kendall	TE	6-6	262	11/10/1995	2	Missouri	Blue Springs, Mo.	FA-19	15/3
67	Brewer, Chandler	T	6-6	320	6/12/1997	3	Middle Tennessee	Florence, Ala.	FA-19	0*
95	Brown III, Bobby	DL	6-4	324	8/7/2000	2	Texas A&M	Arlington, Texas	D4a-21	14/0
26	Burgess, Terrell	S	5-11	202	11/12/1998	3	Utah	San Marcos, Calif.	D3b-20	20/4
30	Calais, Raymond	RB	5-8	188	4/2/1998	3	Louisiana-Lafayette	Breaux Bridge, La.	W(TB)-20	0*
93	Copeland, Marquise	DL	6-2	287	5/9/1997	3	Cincinnati	Cleveland, Ohio	FA-19	13/1
11	Dixon, Riley	P	6-5	226	8/24/1993	7	Syracuse	Oneida, N.Y.	FA-22	17/0*
99	Donald, Aaron	DL	6-1	280	5/23/1991	9	Pittsburgh	Pittsburgh, Pa.	D1b-14	21/21
73	Edwards, David	OL	6-6	308	3/20/1997	4	Wisconsin	Downers Grove, Ill.	D5-19	21/21
71	Evans, Bobby	OL	6-4	312	3/24/1997	4	Oklahoma	Allen, Texas	D3c-19	13/1
54	Floyd, Leonard	OLB	6-5	240	9/8/1992	7	Georgia	Eastman, Ga.	FA-20	21/21
4	Fuller, Jordan	S	6-2	203	3/4/1998	3	Ohio State	Old Tappan, N.J.	D6-20	16/16
34	Funk, Jake	RB	5-10	205	1/11/1998	2	Maryland	Gaithersburg, Md.	D7a-21	13/0
91	Gaines, Greg	DL	6-1	312	5/6/1996	4	Washington	La Habra, Calif.	D4-19	21/17
48	Garrett, Chris	OLB	6-4	245	6/12/1998	2	Concordia-St. Paul	Milwaukee, Wis.	D7c-21	1/0
8	Gay, Matt	K	6-0	232	3/15/1994	4	Utah	Orem, Utah	FA-20	17/0
39	Gervase, Jake	LB	6-1	212	9/18/1995	2	Iowa	Davenport, Iowa	FA-19	2/0
36	Haley, Grant	DB	5-9	190	1/6/1996	3	Penn State	Atlanta, Ga.	FA-21	9/0
21	Hall, Tyler	DB	5-10	190	10/31/1998	2	Wyoming	Hawthorne, Calif.	W(Atl)-21	3/0
87	Harris, Jacob	WR	6-5	211	4/16/1997	2	Central Florida	Palm Harbor, Fla.	D4c-21	9/0
79	Havenstein, Rob	OL	6-8	330	5/13/1992	8	Wisconsin	Mount Airy, Md.	D2-15	19/19
27	Henderson Jr., Darrell	RB	5-8	208	8/19/1997	4	Memphis	Batesville, Miss.	D3a-19	13/10
89	Higbee, Tyler	TE	6-6	255	1/1/1993	7	Western Kentucky	Clearwater, Fla.	D4a-16	18/18
2	t-Hill, Troy	CB	5-11	180	8/29/1991	7	Oregon	Ventura, Calif.	T(Cle)-22	12/4*
97	Hoecht, Michael	DL	6-4	310	10/5/1997	2	Brown	Oakwood, Ohio	FA-20	21/3
58	Hollins, Justin	LB	6-5	248	1/15/1996	4	Oregon	Arlington, Texas	W(Den)-20	12/2
88	Hopkins, Brycen	TE	6-4	245	3/27/1997	3	Purdue	Nashville, Tenn.	D4-20	8/0
32	Howard, Travin	LB	6-1	219	5/10/1996	4	TCU	Longview, Texas	D7a-18	12/2
77	Jackson, Alaric	OL	6-7	285	7/14/1998	2	Iowa	Detroit, Mich.	FA-21	6/0
12	Jefferson, Van	WR	6-1	200	7/26/1996	3	Florida	Brentwood, Tenn.	D2b-20	21/21
53	Jones, Ernest	LB	6-2	230	11/22/1999	2	South Carolina	Waycross, Ga.	D3-21	17/8
25	Jones, Xavier	RB	5-11	208	8/24/1997	3	Southern Methodist	Spring, Texas	FA-20	0*
10	Kupp, Cooper	WR	6-2	208	6/15/1993	6	Eastern Washington	Yakima, Wash.	D3a-17	21/21
52	Lewis, Terrell	OLB	6-5	262	8/25/1998	3	Alabama	Washington, D.C.	D3a-20	11/4
22	Long Jr., David	CB	5-11	196	2/6/1998	4	Michigan	Los Angeles, Calif.	D3b-19	20/7
70	Noteboom, Joe	OL	6-5	321	6/19/1995	5	TCU	Plano, Texas	D3-18	16/3
42	Orzech, Matt	LS	6-3	245	4/12/1995	4	Azusa Pacific	Menifee, Calif.	W(Ten)-21	21/0
16	Perkins, Bryce	QB	6-3	214	12/20/1996	3	Virginia	Queen Creek, Ariz.	FA-20	0*
19	Powell, Brandon	WR	5-8	181	9/12/1995	5	Florida	Deerfield Beach, Fla.	FA-21	10/0
5	Ramsey, Jalen	CB	6-1	208	10/24/1994	7	Florida State	Smyrna, Tenn.	T(Jac)-19	20/20
24	Rapp, Taylor	S	6-0	208	12/22/1997	4	Washington	Bellingham, Wash.	D2-19	18/17
1	Robinson, Allen	WR	6-2	216	8/24/1993	9	Penn State	Detroit, Mich.	UFA(Chi)-22	12/11*
94	Robinson, A'Shawn	DL	6-4	330	3/21/1995	7	Alabama	Fort Worth, Texas	FA-20	21/18
31	Rochell, Robert	DB	6-2	195	4/26/1998	2	Central Arkansas	Shreveport, La.	D4b-21	11/5
56	Rozeboom, Christian	LB	6-2	230	1/30/1997	2	South Dakota State	Sioux Center, Iowa	FA-21	13/0
33	Scott, Nick	S	5-11	201	5/17/1995	4	Penn State	Fairfax, Va.	D7a-19	21/5
65	Shelton, Coleman	OL	6-4	299	7/28/1995	4	Washington	Pasadena, Calif.	FA-19	20/2
18	Skowronek, Ben	WR	6-3	224	6/27/1997	2	Notre Dame	Fort Wayne, Ind.	D7b-21	18/1
9	Stafford, Matthew	QB	6-3	220	2/7/1988	14	Georgia	Highland Park, Texas	T(Det)-21	21/21
45	Wagner, Bobby	LB	6-0	242	6/27/1990	11	Utah State	Ontario, Calif.	FA-22	16/16*
92	Williams, Jonah	DT	6-5	275	8/17/1995	2	Weber State	Meridian, Idaho	FA-21	8/0
13	Wolford, John	QB	6-1	200	10/16/1995	3	Wake Forest	Jacksonville, Fla.	FA-19	3/0

## LOS ANGELES RAMS

\* Anchrum active but did not play; Brewer last active with Los Angeles Rams in '19; Calais missed '21 season because of injury; Dixon played 17 games with New York Giants; Hill played 12 games with Cleveland; X.Jones missed '21 season because of injury; Perkins active but did not play; Al.Robinson played 12 games with Chicago; Wagner played 16 games with Seattle.

t- Rams traded for Hill (CLE).

Players lost through unrestricted free agency (eight): OL Austin Corbett (CAR, 17 games in '21); DL Sebastian Joseph-Day (LAC, seven); ILB Micah Kiser (LV, 11); OLB Ogbonnia Okoronkwo (HOU, 13); OLB Von Miller (BUF, eight games with Rams, seven with Denver); TE Johnny Mundt (MIN, six); ILB Troy Reeder (LAC, 17); CB Darious Williams (JAC, 14).

Also played with Rams in '21—P Johnny Hekker (17); DB JuJu Hughes (seven); WR DeSean Jackson (seven); LB Jamir Jones (10); DL Justin Lawler (three); RB Sony Michel (17); DB Kareem Orr (two); DB J.R. Reed (one); RB Mekhi Sargent (three); T Andrew Whitworth (15); WR Robert Woods (nine); LB Kenny Young (seven).

### FIRST-YEAR ROSTER

Name	Pos.	Ht.	Wt.	Birthdate	College	Hometown	How Acq.
Akers, Landen (1)	WR	6-0	191	7/7/1997	Iowa State	Cedar Rapids, Iowa	FA-21
Arcuri, A.J.	T	6-7	320	8/13/1997	Michigan State	Powell, Ohio	D7c
Brown, Earnest (1)	DE	6-5	270	1/8/1999	Northwestern	Aubrey, Texas	FA-21
Bruss, Logan	G	-5	309	10/6/1998	Wisconsin	Kimberly, Wis.	D3
Dicker, Cameron	P	6-1	216	5/6/2000	Texas	Austin, Texas	FA
Durant, Decobie	DB	5-11	180	2/9/1998	South Carolina State	Lamar, S.C.	D4
Ealy, Adrian (1)	T	6-6	328	8/7/1999	Oklahoma	Gonzales, La.	FA-21
Garcia, Elijah	DT	6-5	302	3/11/1998	Rice	San Antonio, Texas	FA
Hardy, Daniel	LB	6-3	240	12/15/1998	Montana State	Beaverton, Ore.	D7a
Hines, Anthony (1)	LB	6-3	226	1/15/1999	Texas A&M	Plano, Texas	FA-21
Hummel, Jake	LB	6-0	230	1/4/1999	Iowa State	West Des Moines, Iowa	FA
Jackson, Warren (1)	WR	6-5	220	6/16/1999	Colorado State	Mission Hills, Calif.	FA-21
Kendrick, Derion	DB	6-0	190	8/24/2000	Georgia	Rock Hill, S.C.	D6b
Kolone, Jeremiah (1)	G	6-3	316	10/23/1994	San Jose State	Fallbrook, Calif.	FA-21
Koski, J.J. (1)	WR	6-1	195	12/27/1996	Cal Poly	Danville, Calif.	FA-21
Lake, Quentin	DB	6-1	201	1/29/1999	UCLA	Santa Ana, Calif.	D6a
Lowe, Duron	DB	5-10	180	11/29/1997	Liberty	Overland Park, Kan.	FA
Markway, Kyle (1)	TE	6-4	250	3/14/1997	South Carolina	St. Louis, Mo.	FA-21
McVea, Jairon	DB	5-8	185	5/16/1998	Baylor	Richmond, Texas	FA
Pettigrew, Jamal	TE	6-7	247	4/22/1998	McNeese State	New Orleans, La.	FA
Snyder, Jack	G	6-4	295	5/25/1997	San Jose State	Kentfield, Calif.	FA
Thomas, Brayden	DE	6-3	265	3/20/1998	North Dakota State	Bismarck, N.D.	FA
Thomas, Keir	DE	6-2	275	1/25/1998	Florida State	Miami, Fla.	FA
Whitley, Benton	DE	6-4	250	2/12/1999	Holy Cross	Wilbraham, Mass.	FA
Williams, Caesar	DB	6-0	188	12/1/1997	Wisconsin	Grand Prairie, Texas	FA
Williams, Kyren	RB	5-9	194	8/26/2000	Notre Dame	Kirkwood, Mo.	D5
Yeast, Russ	DB	5-10	195	5/8/1999	Kansas State	Greenwood, Ind.	D7b

The term NFL Rookie is defined as a player who is in his first season of professional football and has not been on the roster of another professional football team for any regular-season or postseason games. A Rookie is designated by an "R" on NFL rosters. Players who have been active in another professional football league or players who have NFL experience, including either preseason training camp or being on an Active List or Inactive List, or on Reserve/Injured or Reserve/Physically Unable to Perform for fewer than six regular-season games, are termed NFL First-Year Players. An NFL First-Year Player is designated by a "1" on NFL rosters. Thereafter, a player is credited with an additional year of experience for each season in which he accumulates six games on the Active List or Inactive List, or on Reserve/Injured or Reserve/Physically Unable to Perform.

Log on to [www.therams.com](http://www.therams.com) for an up-to-date roster.

# MINNESOTA VIKINGS



National Football Conference  
North Division

2600 Vikings Circle  
Eagan, MN 55121  
Telephone: (952) 828-6500

Team Colors: Purple, Gold and White

## 2022 SCHEDULE

### PRESEASON

Aug. 14 at Las Vegas .....3:25 PM  
 Aug. 20 San Francisco .....6:00 PM  
 Aug. 27 at Denver .....8:00 PM

### REGULAR SEASON

Sept. 11 Green Bay .....3:25 PM  
 Sept. 19 at Philadelphia (Mon) .....7:30 PM  
 Sept. 25 Detroit .....12:00 PM  
 Oct. 2 vs New Orleans (London) ..8:30 AM  
 Oct. 9 Chicago .....12:00 PM  
 Oct. 16 at Miami .....12:00 PM  
 BYE  
 Oct. 30 Arizona .....12:00 PM  
 Nov. 6 at Washington .....12:00 PM  
 Nov. 13 at Buffalo .....12:00 PM  
 Nov. 20 Dallas .....3:25 PM  
 Nov. 24 New England (T'giving) ...7:20 PM  
 Dec. 4 N.Y. Jets .....12:00 PM  
 Dec. 11 at Detroit .....12:00 PM  
 Dec. 17/18 Indianapolis .....TBD  
 Dec. 24 N.Y. Giants (Sat) .....12:00 PM  
 Jan. 1 at Green Bay .....3:25 PM  
 Jan. 7/8 at Chicago .....TBD  
*\*All times CT*

**Stadium:** U.S. Bank Stadium  
401 Chicago Avenue  
Minneapolis, MN 55415

**Opened:** 2016  
**Capacity:** 66,468  
**Playing Surface:** ActGlobal Speed S5

**Training Camp:**  
TCO Performance Center  
2600 Vikings Circle  
Eagan, MN 55121

### CLUB OFFICIALS

Owner/Chairman: Zygi Wilf  
 Owner/President: Mark Wilf  
 Owner/Vice Chairman: Leonard Wilf  
 Ownership Partners: Scott Landis,  
David Mandelbaum  
 Owner/Executive Vice President of  
Strategic Planning and Business  
Initiatives: Jonathan Wilf  
 Owner/Executive Vice President of  
Innovation and Strategy: Steven Wilf  
 General Manager: Kwesi Adofo-Mensah  
 Chief Operating Officer: Andrew Miller  
 Executive Vice President of Public Affairs:  
Lester Bagley  
 Executive Vice President of Real Estate  
Development and Strategic Projects:  
Don Becker  
 Executive Vice President of Football  
Operations: Rob Brzezinski  
 Executive Vice President & Chief People &  
Culture Officer: Lara Juras  
 Executive Vice President & Chief  
Marketing Officer: Martin Nance  
 Executive Vice President & Chief Legal  
Officer: Karin Nelsen  
 Executive Vice President & Chief Revenue  
Officer: John Penhollow  
 Executive Vice President & Chief Business  
Administration Officer: Steve Poppen  
 Executive Vice President & Chief  
Communications Officer: Jeff Anderson  
 Executive Vice President & Chief Financial  
Officer: Kate Shibilski  
 Senior Vice President of Player Personnel:  
Ryan Grigson  
 Vice President of Football Operations:  
Demitrius Washington  
 Director of Player Personnel:  
Ryan Monnens  
 Senior Personnel Executive:  
Jamaal Stephenson  
 Vice President of Partnerships Activation &  
Special Projects: Tanya Dreesen  
 Vice President of Content and Production:  
Bryan Harper  
 Vice President of Operations and Facilities:  
Chad Lundeen  
 Vice President of Corporate Development  
& Guest Relations: J.P. Paul  
 Vice President of Information Technology:  
Cheryl Nygaard  
 Vice President of Social Impact:  
Brett Taber  
 Executive Director of Player Health and  
Performance: Tyler Williams  
 Executive Director of Player Development:  
Les Pico  
 Director of Safety and Security:  
Dave Korus  
 Equipment Manager: Dennis Ryan

### COACHING HISTORY

(524-451-11)  
*Records include postseason games*  
 1961-66 Norm Van Brocklin .....29-51-4  
 1967-83 Bud Grant .....161-99-5  
 1984 Les Steckel .....3-13-0  
 1985 Bud Grant .....7-9-0  
 1986-91 Jerry Burns .....55-46-0  
 1992-2001 Dennis Green\* .....101-70-0  
 2001-05 Mike Tice .....33-34-0  
 2006-10 Brad Childress\*\* .....40-37-0  
 2010-13 Leslie Frazier .....21-33-1  
 2014-21 Mike Zimmer .....74-59-1  
 2022- Kevin O'Connell .....0-0-0  
 \*Resigned after 15 games in 2001  
 \*\*Released after 10 games in 2010

### PAID ATTENDANCE, 2021

Home 515,754 Away 567,998  
 Total 1,083,752  
 Single-game home record,  
67,157 (12/23/19)  
 Single-season home record,  
534,804 (2019)

### 2022 DRAFT CHOICES

Rd	Name	Pos	College
1	Lewis Cine	DB	Georgia
2	Andrew Booth	DB	Clemson
2	Ed Ingram	G	LSU
3	Brian Asamoah	LB	Oklahoma
4	Akayleb Evans	DB	Missouri
5	Esezi Otomewo	DE	Minnesota
5	Ty Chandler	RB	North Carolina
6	Vederian Lowe	T	Illinois
6	Jalen Nailor	WR	Michigan St.
7	Nick Muse	TE	South Carolina

# MINNESOTA VIKINGS

## 2021 TEAM RECORD

### REGULAR SEASON (8-9)

Date	Opponent	Result
Sept. 12	at Cincinnati (OT)	L 24-27
Sept. 19	at Arizona	L 33-34
Sept. 26	SEATTLE	W 30-17
Oct. 3	CLEVELAND	L 7-14
Oct. 10	DETROIT	W 19-17
Oct. 17	at Carolina (OT)	W 34-28
Oct. 31	DALLAS	L 16-20
Nov. 7	at Baltimore (OT)	L 31-34
Nov. 14	at L.A. Chargers	W 27-20
Nov. 21	GREEN BAY	W 34-31
Nov. 28	at San Francisco	L 26-34
Dec. 5	at Detroit	L 27-29
Dec. 9	PITTSBURGH	W 36-28
Dec. 20	at Chicago	W 17-9
Dec. 26	L.A. RAMS	L 23-30
Jan. 2	at Green Bay	L 10-37
Jan. 9	CHICAGO	W 31-17

### SCORE BY PERIODS

Team	86	115	112	106	6	—	425
Opponents	53	146	102	119	6	—	426

## 2021 TEAM STATISTICS

	Team	Opp.
Total First Downs	332	391
Rushing	103	131
Passing	202	224
Penalty	27	36
3rd Down: Made/Att	83/228	78/214
3rd Down Pct.	36.4	36.4
4th Down: Made/Att	12/22	15/30
4th Down Pct.	54.5	50.0
Possession Avg.	28:57	31:03
Total Net Yards	6168	6522
Avg. Per Game	362.8	383.6
Total Plays	1083	1152
Avg. Per Play	5.7	5.7
Net Yards Rushing	1930	2222
Avg. Per Game	113.5	130.7
Total Rushes	449	475
Net Yards Passing	4238	4300
Avg. Per Game	249.3	252.9
Sacked/Yards Lost	30/212	51/378
Gross Yards	4450	4678
Att./Completions	604/398	626/401
Completion Pct.	65.9	64.1
Had Intercepted	7	16
Punts/Average	79/45.9	64/46.9
Net Punting Avg.	79/40.8	64/42.1
Penalties/Yards	111/1043	93/786
Fumbles/Ball Lost	21/6	15/8
Touchdowns	48	46
Rushing	10	15
Passing	34	29
Returns	4	2

## 2021 INDIVIDUAL STATISTICS

PASSING	Att	Cmp	Yds	Cmp%	Yds/Att	TD	TD%	Int	Int%	LG	Sk/Lost	Rtng
Cousins	561	372	4221	66.3	7.52	33	5.9	7	1.2	64t	28/197	103.1
Mannion	36	22	189	61.1	5.25	1	2.8	0	0.0	30	2/15	84.1
Jefferson	4	2	35	50.0	8.75	0	0.0	0	0.0	24	0/0	80.2
Mond	3	2	5	66.7	1.67	0	0.0	0	0.0	6	0/0	70.1
Team	604	398	4450	65.9	7.37	34	5.6	7	1.2	64t	30/212	101.6
Opponents	626	401	4678	64.1	7.47	29	4.6	16	2.6	77t	51/378	91.4

TD		TD		TD		TD		TD		TD	
SCORING	Tot	Ru	Rec	Rt	PAT	FG	Saf	Pts			
Joseph	0	0	0	0	36/40	33/38	0	135			
Jefferson	10	0	10	0			0	60			
Thielen	10	0	10	0			0	60			
Osborn	7	0	7	0			0	42			
Cook	6	6	0	0			0	38			
Mattison	4	3	1	0			0	24			
Conklin	3	0	3	0			0	18			
Nwangwu	2	0	2	0			0	12			
Smith-Marssette	2	0	2	0			0	12			
Cousins	1	1	0	0			0	6			
Herdon	1	0	1	0			0	6			
Peterson	1	0	0	1			0	6			
Vigil	1	0	0	1			0	6			
Team	48	10	34	4	36/40	33/38	0	425			
Opponents	46	15	29	2	38/38	34/40	0	426			

2-Pt Conv: Cook. Team 1-7. Opponents 5-6.

RUSHING	No.	Yds	Avg	LG	TD
Cook	249	1159	4.7	66	6
Mattison	134	491	3.7	48	3
Cousins	29	115	4.0	29	1
Nwangwu	13	61	4.7	19	0
Ham	7	34	4.9	30	0
Abdullah	7	30	4.3	9	0
Jefferson	6	14	2.3	11	0
Mannion	2	14	7.0	11	0
Osborn	1	10	10.0	10	0
Thielen	1	2	2.0	2	0
Team	449	1930	4.3	66	10
Opponents	475	2222	4.7	49	15

RECEIVING	No.	Yds	Avg	LG	TD
Jefferson	108	1616	15.0	56	10
Thielen	67	726	10.8	35	10
Conklin	61	593	9.7	40	3
Osborn	50	655	13.1	64t	7
Cook	34	224	6.6	24	0
Mattison	32	228	7.1	24	1
Ham	17	125	7.4	27	0
Westbrook	10	68	6.8	17	0
Smith-Marssette	5	116	23.2	44t	2
Herdon	4	40	10.0	17	1
Nwangwu	4	9	2.3	6	0
Abdullah	3	17	5.7	10	0
Stocker	2	12	6.0	7	0
Bradbury	1	21	21.0	21	0
Team	398	4450	11.2	64t	34
Opponents	401	4678	11.7	77t	29

INTERCEPTIONS	No.	Yds	Avg	LG	TD
Woods	3	54	18.0	27	0
Barr	3	11	3.7	8	0
Breeland	2	26	13.0	18	0
Kendricks	2	22	11.0	22	0
Peterson	1	66	66.0	66t	1
Vigil	1	38	38.0	38t	1
Bynum	1	27	27.0	27	0
H.Smith	1	10	10.0	10	0
B.Lynch	1	2	2.0	2	0
Dantzler	1	0	0.0	0	0
Team	16	256	16.0	66t	2
Opponents	7	115	16.4	41	0

PUNTING	No.	Yds	Avg	Net TB	In20	LG	B
Berry	78	3624	46.5	40.8	3	26	64
Team	79	3624	45.9	40.8	3	26	64
Opponents	64	3000	46.9	42.1	5	24	72

PUNT RETURNS	Ret	FC	Yds	Avg	LG	TD
Westbrook	22	18	183	8.3	45	0
Osborn	4	2	23	5.8	11	0
Team	26	20	206	7.9	45	0
Opponents	39	15	339	8.7	61t	1

KICKOFF RETURNS	No.	Yds	Avg	LG	TD
Nwangwu	18	579	32.2	99t	2
Abdullah	7	162	23.1	45	0
Smith-Marssette	4	83	20.8	24	0
Gallman	1	7	7.0	7	0
Mattison	1	18	18.0	18	0
Metellus	1	0	0.0	0	0
Team	32	849	26.5	99t	2
Opponents	17	383	22.5	36	0

FIELD GOALS	1-19	20-29	30-39	40-49	50+
Joseph	0/0	8/8	11/12	7/9	7/9
Team	0/0	8/8	11/12	7/9	7/9
Opponents	0/0	5/5	13/14	10/15	6/6

SACKS	No.
Wonnum	8.0
Hunter	6.0
Griffen	5.0
Kendricks	5.0
Watts	5.0
Pierce	3.0
H.Smith	3.0
Barr	2.5
Richardson	2.5
Tomlinson	2.5
Willekes	2.5
B.Lynch	2.0
Bynum	1.0
J. Lynch	1.0
Vigil	1.0
Woods	1.0
Team	51.0
Opponents	30.0

## MINNESOTA VIKINGS

## 2022 COACHING STAFF

**Kevin O'Connell, Head Coach**

Pro Career: Named the 10th head coach in Vikings history on Feb. 16, 2022. Coming off a Super Bowl LVI victory, O'Connell joins the Vikings after serving as the offensive coordinator for the Los Angeles Rams the past two seasons. Under the guidance of O'Connell, QB Matthew Stafford and WR Cooper Kupp both had career years in 2021. Stafford set the single-season team record for passing yards (4,886) while also winning his first playoff game in his 13th season in the NFL. Kupp, who was named 2021 NFL Offensive Player of the Year by The Associated Press and Super Bowl LVI MVP, had one of the best receiving seasons in NFL history, leading the league in receptions (145), receiving yards (1,947) and receiving touchdowns (16), earning All-Pro and Pro Bowl honors. The 2020 Rams offense featured the 10th-ranked rushing attack, posting 126.1 yards per game on the ground. And, under O'Connell the past two years, the offensive line's sack rate, 4.5 percent, was the fifth-lowest in the NFL during that period. Prior to joining the Rams, O'Connell worked in Washington, serving as the quarterbacks coach in 2017-18 and the offensive coordinator in 2019. O'Connell coached QB Kirk Cousins in 2017, helping him throw for more than 4,000 yards and 27 touchdowns, and record a career-high 342 rushing yards and a league-leading four game-winning drives. Cousins' 4,093 passing yards marked his third-consecutive 4,000-yard passing season, helping him become the 11th quarterback in NFL history to accomplish this feat. During the 2018 season, O'Connell was tasked with getting three quarterbacks (Josh Johnson, Colt McCoy and Mark Sanchez) up to speed following a season-ending injury to starting QB Alex Smith. Since O'Connell became an offensive coordinator in 2019, he has coached one Super Bowl MVP (Kupp), two Pro Bowlers (G Brandon Scherff and Kupp), one All-Pro (Kupp) and one PFWA All-Rookie Team member (WR Terry McLaurin). O'Connell worked on special projects with the San Francisco 49ers in 2016. He was also the quarterbacks coach in Cleveland during the 2015 season.

**Background:** Quarterback San Diego State 2004-07. Pro quarterback New England Patriots 2008-09, Detroit Lions 2009, New York Jets 2009-11 and 2012, Miami Dolphins 2011, San Diego Chargers 2012.

**Personal:** Born May 25, 1985, in Knoxville, Tenn. He and his wife, Leah, have two sons, Kaden and Koltan, and a daughter, Quinn.

**ASSISTANT COACHES**

**Roy Anderson**, assistant defensive backs: born Oct. 5, 1979, Tallahassee, Fla. Quarterback Howard 1997-2001. No pro playing experience. College coach: LSU 2019. Pro coach: Baltimore Ravens 2009-11, Indianapolis Colts 2012-15, San Francisco 49ers 2016, Chicago Bears 2017-18. Joined Vikings in 2020.

**Brian Angelichio**, tight ends/passing game coordinator: born Dec. 27, 1972, Iliou, N.Y. Linebacker St. Lawrence 1991-95. No pro playing experience.

College coach: SUNY-Brockport 1995, Ithaca 1996-2005, Pittsburgh 2006-10, Rutgers 2011. Pro coach: Tampa Bay Buccaneers 2012-13, Cleveland Browns 2014-15, Green Bay Packers 2016-18, Washington Redskins 2019, Carolina Panthers 2020-21. Joined Vikings in 2022.

**Ryan Cordell**, pass game specialists/game management coordinator: born May 12, 1990, Bel Air, Md. Attended Notre Dame. No college or pro playing experience. Pro coach: San Francisco 49ers 2015-18, Cleveland Browns 2019-21. Joined Vikings in 2022.

**Matt Daniels**, special teams coordinator: born Sept. 27, 1989, Fayetteville, Ga. Safety Duke 2008-11. Pro safety St. Louis Rams 2012-14, Jacksonville Jaguars 2014-15, San Diego Chargers 2015. College coach: Colorado 2017. Pro coach: Los Angeles Rams 2018-19, Dallas Cowboys 2020-21. Joined Vikings in 2022.

**Ed Donatell**, defensive coordinator: born Feb. 4, 1957, Akron, Ohio. Defensive back Glenville State 1976-79. No pro playing experience. College coach: Kent State 1979-80, Washington 1981-82, Pacific 1983-85, Idaho 1986-88, Cal State Fullerton 1989, Washington 2008. Pro coach: New York Jets 1990-94 and 2007, Denver Broncos 1995-99, 2009-10 and 2019-21, Green Bay Packers 2000-03, Atlanta Falcons 2004-06, San Francisco 49ers 2011-14, Chicago Bears 2015-18. Joined Vikings in 2022.

**Steve Donatell**, quality control – defense: born March 5, 1994, Highlands Ranch, Colo. Linebacker Wake Forest 2013-15, Tight End Western Kentucky 2016. Pro tight end Seattle Seahawks 2017. College coach: Tennessee-Chattanooga 2018, Stanford 2019-21. Pro coach: Joined Vikings in 2022.

**Josh Hingsst**, head strength and conditioning: born Dec. 29, 1978, Fremont, Neb. Attended Nebraska. No college or pro playing experience. College coach: Florida State 2003-07. Pro coach: Jacksonville Jaguars 2012, Philadelphia Eagles 2013-20. Joined Vikings in 2021.

**Jerrold Johnson**, assistant quarterbacks: born July 27, 1988, Humble, Texas. Quarterback Texas A&M 2006-10. Pro quarterback Philadelphia Eagles 2011, Pittsburgh Steelers 2012, Sacramento Mountain Lions (UFL) 2012, Seattle Seahawks 2013, Chicago Bears 2013-14, Montreal Alouettes (CFL) 2014, Baltimore Ravens 2016, Dallas Cowboys 2016. Pro coach: San Francisco 49ers 2017, Indianapolis Colts 2019-21. Joined Vikings in 2022.

**Marquis Johnson**, assistant strength and conditioning: born Sept. 29, 1985, Houston, Texas. Tight end/defensive end Prairie View A&M 2004-08. No pro playing experience. College coach: Eastern Michigan 2008-10, Tennessee 2016, Houston 2019,

Jackson State 2020. Pro coach: San Francisco 49ers 2017-18. Joined Vikings in 2021.

**Daronte Jones**, defensive backs: born Nov. 11, 1978, Annapolis, Md. Defensive back Temple 1996, Morgan State 1997-2000. No pro playing experience. College coach: Lenoir-Rhyne 2001, Nicholls State 2002, Bowie State 2005-09, UCLA 2010, Hawaii 2012-14, Wisconsin 2015, LSU 2021. Pro coach: Montreal Alouettes (CFL) 2011, Miami Dolphins 2016-17, Cincinnati Bengals 2018-19, Minnesota Vikings 2020. Rejoined Vikings in 2022.

**Derik Keyes**, assistant strength and conditioning: born Sept. 29, 1985, Laurel, Miss. Safety Louisiana-Lafayette 2005-08. No pro playing experience. College coach: Louisiana-Lafayette 2009 and 2011, South Alabama 2010. Pro coach: Houston Texans 2012, Cleveland Browns 2013-16. Joined Vikings in 2017.

**Ben Kotwica**, assistant special teams: born Dec. 8, 1974, Tinley Park, Ill. Attended U.S. Military Academy. No college or pro playing experience. College coach: U.S. Military Academy Prep School 2005-06 and 2021. Pro coach: New York Jets 2007-13, Washington Redskins 2014-18, Atlanta Falcons 2019-20. Joined Vikings in 2022.

**Chris Kuper**, offensive line: born Dec. 19, 1982, Anchorage, Alaska. Offensive lineman North Dakota 2003-06. Pro offensive lineman Denver Broncos 2006-13. Pro coach: Miami Dolphins 2016-18, Denver Broncos 2019-21. Joined Vikings in 2022.

**Greg Manusky**, inside linebackers: born Aug. 12, 1966, Wilkes-Barre, Pa. Linebacker Colgate 1983-87. Pro linebacker Washington Redskins 1988-90, Minnesota Vikings 1991-93, Kansas City Chiefs 1994-99. College coach: Kentucky 2020-21. Pro coach: Washington Redskins 2001 and 2016-19, San Diego Chargers 2002-06, San Francisco 49ers 2007-10, San Diego Chargers 2011, Indianapolis Colts 2012-15. Joined Vikings in 2022.

**Keenan McCardell**, wide receivers: born Jan. 6, 1970, Houston, Texas. Wide receiver Nevada-Las Vegas 1988-90. Pro wide receiver Washington Redskins 1991 and 2007, Cleveland Browns 1992-95, Jacksonville Jaguars 1996-2001, Tampa Bay Buccaneers 2002-03, San Diego Chargers 2004-06. College coach: Maryland 2014-16. Pro coach: Washington Redskins 2010-11, Jacksonville Jaguars 2014-17. Joined Vikings in 2021.

**Curtis Modkins**, running backs/running game coordinator: born Nov. 15, 1970, Marlin, Texas. Running back TCU 1991-94. No pro playing experience. College coach: TCU 1995-97, New Mexico 1998-2001, Georgia Tech 2002-07. Pro coach: Kansas City Chiefs 2008, Arizona Cardinals 2009, Buffalo Bills 2010-12, Detroit Lions 2013-15, San Francisco 49ers 2016, Chicago Bears 2017, Denver Broncos 2018-21. Joined Vikings in 2022.

## MINNESOTA VIKINGS

**Derron Montgomery**, quality control – offense: born April 11, 1988, Garland, Texas. Wide receiver Iowa State 2006-09, Abilene Christian 2011. No pro playing experience. College coach: Abilene Christian 2010-11 and 2017, Miami (Fla.) 2012-14, Michigan 2015, New Mexico Highlands 2016, Arizona 2021. Pro coach: Joined Vikings in 2022.

**Chris O'Hara**, quarterbacks: born Nov. 15, 1990, Swoyersville, Pa. Attended Temple. No college or pro playing experience. College coach: Miami (Fla.) 2011-13. Pro coach: Jacksonville Jaguars 2014-16 and 2020, Washington Redskins 2017-19, Los Angeles Rams 2021. Joined Vikings in 2022.

**Mike Pettine**, assistant head coach, born Sept. 25, 1966, Doylestown, Pa. Free safety Virginia 1985-88. College coach: Pittsburgh 1993-94. Pro coach: Baltimore Ravens 2002-08, New York Jets 2009-12, Buffalo Bills 2013, Cleveland Browns (head coach) 2014-15, Seattle Seahawks 2017, Green Bay Packers 2018-20, Chicago Bears 2021. Joined Vikings in 2022.

**Wes Phillips**, offensive coordinator: born Feb. 17, 1979, Houston, Texas. Quarterback Texas-El Paso 1997-2001. Pro quarterback San Diego Riptide (AFL2) 2002-03. College coach: Texas-El Paso 2003, West Texas A&M 2004-05, Baylor 2006. Pro coach: Dallas Cowboys 2007-13, Washington Redskins 2014-18, Los Angeles Rams 2019-21. Joined Vikings in 2022.

**Justin Rascati**, assistant offensive line: born Feb. 8, 1984. Quarterback Louisville 2002-03, James Madison 2004-05. Pro quarterback Peoria Pirates (AFL2) 2006-07. College coach: Weber State 2012-13, Tennessee-Martin 2014-15, Tennessee Tech 2016, Chattanooga 2017-18. Pro coach: Denver Broncos 2019-21. Joined Vikings in 2022.

**Dan Ridenour**, sports science coordinator/assistant strength and conditioning: born Oct. 18, 1990, Woodville, Ohio. No college or pro playing experience. College coach: Minnesota 2012-13, Memphis 2014, St. John's 2015, Wilmington 2018-20, Nebraska 2020-22. Pro coach: Joined Vikings in 2022.

**Chris Rumph**, defensive line: born Dec. 21, 1971, St. Matthews, S.C. Linebacker South Carolina 1991-94. No pro playing experience. College coach: South Carolina 1997, South Carolina State 2002, Memphis 2003-05, Clemson 2006-10, Alabama 2011-13, Texas 2014, Florida 2015-17, Tennessee 2018-19. Pro coach: Houston Texans 2020, Chicago Bears 2021. Joined Vikings in 2022.

**Sam Siefkes**, assistant linebackers: born Aug. 26, 1991, Oconomowoc, Wis. Attended Wisconsin-La Crosse and Wisconsin. No college or pro playing experience. College coach: Wisconsin-La Crosse 2012-14, Florida International 2014, Wisconsin 2015, Wisconsin-Platteville 2016-17, Wofford College 2018-20. Pro coach: Joined Vikings in 2021.

**Mike Smith**, outside linebackers/pass rush specialist: born Sept. 2, 1981, Lubbock, Texas. Linebacker Texas Tech 2000-03. Pro linebacker Baltimore Ravens 2005-07. College coach: Hawaii 2009, Texas Tech 2013-15. Pro coach: New York Jets 2010-12, Kansas City Chiefs 2016-18, Green Bay Packers 2019-21. Joined Vikings in 2022.

**Tony Sorrentino**, assistant wide receivers: born June 28, 1983, Parsippany, N.J. Wide Receiver College of New Jersey 2001-05. No pro playing experience. College coach: College of New Jersey 2007 and 2012, Minnesota 2009-10, Miami (Fla.) 2011, Tennessee 2017, Florida Atlantic 2018, Northern Illinois 2019-21. Pro coach: Jacksonville Jaguars 2013-16. Joined Vikings in 2022.

**A'Lique Terry**, assistant defensive line: born Oct. 6, 1995, Miami, Fla. Center Wake Forest 2014-17. No pro playing experience. College coach: Wake Forest 2018, Oregon 2019-20, Hawaii 2021. Pro coach: Joined Vikings in 2022.

**Grant Udinski**, assistant to the head coach/special projects: born Jan. 12, 1996, Doylestown, Pa. Tight end Davidson 2014-15 and Towson 2016-18. No pro playing experience. College coach: Baylor 2019. Pro coach: Carolina Panthers 2020-21. Joined Vikings in 2022.

### RECORD HOLDERS

#### INDIVIDUAL RECORDS—CAREER

Rushing (Yds.)	Adrian Peterson, 2007-16	11,747
Passing (Yds.)	Fran Tarkenton, 1961-66, 1972-78	33,098
Passing (TDs)	Fran Tarkenton, 1961-66, 1972-78	239
Receiving (No.)	Cris Carter, 1990-2001	1,004
Receiving (Yds.)	Cris Carter, 1990-2001	12,383
Interceptions	Paul Krause, 1968-79	53
Punting (Avg.)	Chris Kluwe, 2005-12	44.4
Punt Return (Avg.)	Marcus Sherels, 2010-19	10.5
Kickoff Return (Avg.)	Cordarrelle Patterson, 2013-16	30.4
Field Goals	Fred Cox, 1963-77	282
Touchdowns (Tot.)	Cris Carter, 1990-2001	110
Points	Fred Cox, 1963-77	1,365
*Sacks	John Randle, 1990-2000	114.0

#### INDIVIDUAL RECORDS—SINGLE SEASON

Rushing (Yds.)	Adrian Peterson, 2012	2,097
Passing (Yds.)	Daunte Culpepper, 2004	4,717
Passing (TDs)	Daunte Culpepper, 2004	39
Receiving (No.)	Cris Carter, 1994, 1995	122
Receiving (Yds.)	Randy Moss, 2003	1,632
Interceptions	Paul Krause, 1975	10
Punting (Avg.)	Chris Kluwe, 2008	47.6
Punt Return (Avg.)	Marcus Sherels, 2013	15.2
Kickoff Return (Avg.)	Percy Harvin, 2012	35.9
Field Goals	Gary Anderson, 1998	35
	Blair Walsh, 2012	35
Touchdowns (Tot.)	Chuck Foreman, 1975	22
Points	Gary Anderson, 1998	164
*Sacks	Jared Allen, 2011	22.0

#### INDIVIDUAL RECORDS—SINGLE GAME

Rushing (Yds.)	Adrian Peterson, 11-4-07	**296
Passing (Yds.)	Tommy Kramer, 11-2-86 (OT)	490
Passing (TDs)	Joe Kapp, 9-28-69	**7
Receiving (No.)	Rickey Young, 12-16-79	15
Receiving (Yds.)	Sammy White, 11-7-76	210
Interceptions	Many Times	3
	Last time by Darren Sharper, 11-13-05	
Field Goals	Rich Karlis, 11-5-89	7
Touchdowns (Tot.)	Chuck Foreman, 12-20-75	4
	Ahmad Rashad, 9-2-79	4
Points	Chuck Foreman, 12-20-75	24
	Ahmad Rashad, 9-2-79	24
*Sacks	Randy Holloway, 9-16-84	5.0

\*Sacks became an official statistic in 1982  
\*\*NFL record



## MINNESOTA VIKINGS

## 2022 VETERAN ROSTER

No.	Name	Pos.	Ht.	Wt.	Birthdate	NFL		College	Hometown	How Acq.	'21 Games/ Starts
						Exp.					
36	Bargas, Jake	FB	6-2	245	11/28/96	3		North Carolina	Boca Raton, Fla.	FA-20	1/0
16	Berry, Jordan	P	6-5	195	3/18/91	8		Eastern Kentucky	Melbourne, Australia	FA-21	17/0
29	Boyd, Kris	CB	5-11	195	9/12/96	4		Texas	Gilmer, Texas	D7a-19	15/1
56	Bradbury, Garrett	C	6-3	300	6/20/95	4		North Carolina State	Charlotte, N.C.	D1-19	13/13
64	Brandel, Blake	T	6-7	315	1/23/97	2		Oregon State	Milwaukie, Ore.	D6a-20	13/0
79	Bullard, Jonathan	DL	6-3	290	10/22/93	7		Florida	Shelby, N.C.	FA-22	9/4*
24	Bynum, Camryn	S	6-0	200	7/19/98	2		California	Corona, Calif.	D4b-21	14/3
85	Chisena, Dan	WR	6-3	203	2/25/97	3		Penn State	Downington, Pa.	FA-20	11/0
72	Cleveland, Ezra	G	6-6	312	5/8/98	3		Boise State	Spanaway, Wash.	D2-20	17/17
57	Connelly, Ryan	LB	6-2	234	10/23/95	4		Wisconsin	Eden Prairie, Minn.	W-20	12/0
4	Cook, Dalvin	RB	5-10	210	8/10/95	6		Florida State	Miami, Fla.	D2-17	13/13
8	Cousins, Kirk	QB	6-3	205	8/19/88	11		Michigan State	Holland, Mich.	FA-18	16/16
3	Dantzler, Cameron	CB	6-2	190	9/3/98	3		Mississippi State	Hammond, La.	D3a-20	14/7
71	Darrisaw, Christian	T	6-5	315	6/2/99	2		Virginia Tech	Upper Marlboro, Md.	D1-21	12/10
73	Davis, Jesse	OL	6-6	318	9/15/91	6		Idaho	Asotin, Wash.	FA-22	17/16*
52	Davis, Wyatt	G	6-4	315	2/17/99	2		Ohio State	Bellflower, Calif.	D3c-21	6/0
42	DePaola, Andrew	LS	6-1	229	7/28/87	8		Rutgers	Parkton, Md.	FA-20	17/0
46	Dorn, Myles	S	6-2	210	6/25/98	3		North Carolina	Charlotte, N.C.	FA '20	9/0
45	Dye, Troy	LB	6-3	225	9/18/96	3		Oregon	Norco, Calif.	D4c-20	17/1
82	Ellefson, Ben	TE	6-3	250	9/1/96	3		North Dakota State	Hawley, Minn.	W-21	5/0
27	Hairston, Nate	CB	6-0	185	6/30/94	6		Temple	Frederick, Md.	FA-22	16/1*
30	Ham, C.J.	FB	5-11	250	7/22/93	6		Augustana	Duluth, Minn.	FA-16	17/8
20	Hand, Harrison	CB	5-11	185	11/12/98	3		Temple	Cherry Hill, N.J.	D5a-20	9/0
58	Hicks, Jordan	LB	6-1	236	6/27/92	8		Texas	Cincinnati, Ohio	FA-22	17/17*
68	Hinton, Kyle	G	6-2	315	2/27/98	2		Washburn	Peoria, Ariz.	D7d-20	0*
99	Hunter, Danielle	DE	6-5	263	10/29/94	8		LSU	Katy, Texas	D3-15	7/7
9	Jackson, Trishon	WR	6-1	191	3/9/98	2		Syracuse	West Bloomfield, Mich.	FA-21	0*
18	Jefferson, Justin	WR	6-1	195	6/16/99	3		LSU	St. Rose, La.	D1a-20	17/17
81	Johnson, Bisi	WR	6-0	210	3/17/97	4		Colorado State	Lakewood, Colo.	D7c '19	0*
91	Jones II, Patrick	DE	6-4	264	9/29/98	2		Pittsburgh	Chesapeake, Va.	D3d-21	9/0
1	Joseph, Greg	K	6-0	206	8/4/94	5		Florida Atlantic	Boca Raton, Fla.	FA-21	17/0
54	Kendricks, Eric	LB	6-0	232	2/29/92	8		UCLA	Fresno, Calif.	D2-15	15/15
48	Lynch, Blake	LB	6-3	233	2/14/97	3		Baylor	Gilmer, Texas	FA-20	16/5
92	Lynch, James	DT	6-4	295	1/20/99	3		Baylor	Round Rock, Texas	D4b-20	13/1
14	Mannion, Sean	QB	6-6	230	4/25/92	8		Oregon State	Pleasanton, Calif.	FA-21	1/1
2	Mattison, Alexander	RB	5-11	215	6/19/98	4		Boise State	San Bernardino, Calif.	D3-19	16/4
76	McGill, T.Y.	DT	6-0	294	11/23/92	8		NC State	Jesup, N.C.	FA-21	2/0
44	Metellus, Josh	S	5-11	207	1/21/98	3		Michigan	Pembroke Pines, Fla.	D6b-20	16/0
11	Mond, Kellen	QB	6-3	212	6/22/99	2		Texas A&M	San Antonio, Texas	D3a-21	1/0
86	Mundt, Johnny	TE	6-4	233	11/23/94	5		Oregon	Modesto, Calif.	FA-22	6/0*
35	Nickerson, Parry	CB	5-10	179	10/11/94	5		Tulane	Algiers, La.	FA-21	4/0
26	Nwangwu, Kene	RB	6-1	210	2/9/98	2		Iowa State	Frisco, Texas	D4a-21	11/0
75	O'Neill, Brian	T	6-7	310	9/15/95	5		Pittsburgh	Wilmington, Del.	D2-18	17/17
17	Osborn, K.J.	WR	5-11	203	6/10/97	3		Miami	Ypsilanti, Mich.	D5b-20	17/9
61	Parris, Timon	T	6-6	330	9/11/95	4		Stony Brook	Floral Park, N.Y.	FA-21	0*
7	Peterson, Patrick	CB	6-1	198	7/11/90	12		LSU	Fort Lauderdale, Fla.	FA-21	13/13
97	Phillips, Harrison	DT	6-3	307	1/25/96	5		Stanford	Omaha, Neb.	FA-22	14/8*
13	Proehl, Blake	WR	6-1	190	1/12/99	2		East Carolina	Charlotte, N.C.	FA-21	0*
62	Reed, Chris	G	6-3	314	7/22/92	7		Minnesota State	Omaha, Neb.	FA-22	14/6*
95	Robinson, Janarius	DE	6-5	258	5/4/98	2		Florida State	Panama City, Fla.	D4c-21	0*
65	Schlottmann, Austin	G/C	6-6	300	9/28/95	4		TCU	Brenham, Texas	FA-22	10/1*
84	Smith Jr., Irv	TE	6-2	240	8/9/98	4		Alabama	New Orleans, La.	D2-19	0*
22	Smith, Harrison	S	6-2	211	2/2/89	11		Notre Dame	Knoxville, Tenn.	D1b-12	15/15
50	Smith, T.J.	DT	6-3	300	4/19/97	2		Arkansas	Moultrie, Ga.	FA-21	1/0
5	Smith, Tye	CB	6-0	190	5/3/93	7		Towson	Raleigh, N.C.	FA-21	5/0
55	Smith, Za'Darius	LB	6-4	272	9/8/92	8		Kentucky	Greenville, Ala.	FA-22	1/1*
15	Smith-Marssette, Ihmir	WR	6-1	185	8/29/99	2		Newark, N.J.	Newark, N.J.	D5a-21	8/1
12	Stanley, Nate	QB	6-4	233	8/26/97	2		Iowa	Menomonie, Wis.	D7b-20	0*
39	Sullivan, Chandon	CB	5-11	189	8/7/96	5		Georgia State	Winder, Ga.	FA-22	17/10*
41	Surratt, Chazz	LB	6-2	233	2/16/97	2		North Carolina	Denver, N.C.	D3b-21	9/0
78	Taylor, Julian	DT	6-5	300	1/30/95	4		Temple	Williamstown, N.J.	FA-22	0*
19	Thielen, Adam	WR	6-2	200	8/22/90	9		Minnesota State	Detroit Lakes, Minn.	FA-13	13/13
94	Tomlinson, Dalvin	DT	6-3	325	8/20/93	6		Alabama	McDonough, Ga.	FA-21	16/16
74	Udoh, Oluasemeka	G	6-6	320	2/14/97	4		Elon	Fayetteville, N.C.	D6c-19	17/16
96	Watts, Armon	DT	6-5	307	7/22/96	4		Arkansas	St. Louis, Mo.	D6a-19	17/9
25	Wilson, Albert	WR	5-9	195	7/12/92	8		Georgia State	Port St. Lucie, Fla.	FA-22	14/5*
98	Wonnum, D.J.	DE	6-5	258	10/31/97	3		South Carolina	Stone Mountain, Ga.	D4a-20	17/14

## MINNESOTA VIKINGS

- \* Bullard played nine games with Atlanta; Davis played 17 games with Miami; Hairston played 16 games with Denver; Hicks played 17 games with Arizona; Hinton spent '21 season on Minnesota's practice squad; Jackson spent '21 season on Minnesota's practice squad; Johnson missed '21 season because of injury; Mundt played six games with Los Angeles Rams; Parris last active with Washington in '19; Phillips played 14 games with Buffalo; Proehl missed '21 season because of injury; Reed played 14 games with Indianapolis; Robinson missed '21 season because of injury; Schlottmann played 10 games with Denver; Scott missed '21 season because of injury; I.Smith missed '21 season because of injury; Z.Smith played one game with Green Bay; Stanley missed '21 season because of injury; Sullivan played 17 games with Green Bay; Taylor last active with San Francisco in '19; Twyman missed '21 season because of injury; Wilson played 14 games with Miami.

Players lost through unrestricted free agency (seven): RB Ameer Abdullah (LV, six games in '21); DE Tashawn Bower (LV, four); C Mason Cole (PIT, 14); TE Tyler Conklin (NYJ, 17); G Dakota Dozier (CHI, six); LB Nick Vigil (ARZ, 16); S Xavier Woods (CAR, 17).

Also played with Vikings in '21—CB Mackensie Alexander (16 games), FB Jake Bargas (one), LB Anthony Barr (11), CB Bashaud Breeland (13), TE Brandon Dillon (one), RB Wayne Gallman (two), DE Everson Griffen (nine), TE Chris Herndon (16), T Rashod Hill (16), DT Michael Pierce (eight), TE Luke Stocker (12), WR Dede Westbrook (15), DE Eddie Yarbrough (four).

### FIRST-YEAR ROSTER

Name	Pos.	Ht.	Wt.	Birthdate	College	Hometown	How Acq.
Asamoah, Brian	LB	6-0	226	3/29/00	Oklahoma	Columbus, Ohio	D3
Booth Jr., Andrew	CB	6-0	194	9/28/00	Clemson	Dacula, Ga.	D2a
Brkic, Gabe	K	6-3	201	2/16/00	Oklahoma	Chadron, Ohio	FA
Brown, Mike	S	6-1	222	4/7/99	Miami (Ohio)	Grand Rapids, Mich.	FA
Chandler, Ty	RB	5-11	204	5/12/98	North Carolina	Nashville, Tenn.	D5b
Cine, Lewis	S	6-2	199	10/5/99	Georgia	Cedar Hill, Texas	D1
Davidson, Zach (1)	TE	6-7	251	7/15/98	Central Missouri	Webb City, Mo.	D5b-21
Evans, Akayleb	CB	6-2	198	6/22/99	Missouri	McKinney, Texas	D4
Hennigan, Thomas	WR	6-1	210	8/18/98	Appalachian State	Greensboro, N.C.	FA
Ingram, Ed	G	6-3	307	2/11/99	LSU	DeSoto, Texas	D2b
Koback, Bryant	RB	6-0	210	4/6/98	Toledo	Holland, Ohio	FA
Kwenkeu, William	LB	6-1	235	1/8/97	Temple	Waldorf, Md.	FA
Lowe, Vederian	T	6-6	320	4/17/99	Illinois	Rockford, Ill.	D6a
McCloud, Zach	LB	6-2	235	4/22/98	Miami	Lantana, Fla.	FA
Mitchell, Myron (1)	WR	6-1	185	6/17/98	Alabama Birmingham	Jasper, Ala.	FA-21
Muse, Nick	TE	6-5	252	11/25/98	South Carolina	Belmont, N.C.	D7
Nailor, Jalen	WR	6-0	190	3/2/99	Michigan State	Palmdale, Calif.	D6b
Otomewo, Ezezi	DE	6-5	282	3/9/99	Minnesota	Indianapolis, Ind.	D5a
Sokol, Josh	C	6-3	290	12/1/97	Sacred Heart	Hopkinton, Mass.	FA
Stevenson, Tyarise	DT	6-3	365	7/7/98	Tulsa	Donaldsonville, La.	FA
Twyman, Jaylen (1)	DT	6-2	285	7/19/99	Pittsburgh	Washington, D.C.	D6a-21
Vilain, Lujji	LB	6-4	252	3/10/98	Wake Forest	Ottawa, Ontario, Canada	FA
Wright, Ryan	P	6-3	245	6/1/00	Tulane	San Ramon, Calif.	FA

The term NFL Rookie is defined as a player who is in his first season of professional football and has not been on the roster of another professional football team for any regular-season or postseason games. A Rookie is designated by an "R" on NFL rosters. Players who have been active in another professional football league or players who have NFL experience, including either preseason training camp or being on an Active List or Inactive List, or on Reserve/Injured or Reserve/Physically Unable to Perform for fewer than six regular-season games, are termed NFL First-Year Players. An NFL First-Year Player is designated by a "1" on NFL rosters. Thereafter, a player is credited with an additional year of experience for each season in which he accumulates six games on the Active List or Inactive List, or on Reserve/Injured or Reserve/Physically Unable to Perform.

Log on to [www.vikings.com](http://www.vikings.com) for an up-to-date roster.

## NEW ORLEANS SAINTS



National Football Conference  
South Division

**Ochsner Sports Performance Center**  
5800 Airline Drive  
Metairie, LA 70003  
Telephone: (504) 733-0255

Team Colors: Old Gold, Black and White

### 2022 SCHEDULE

#### PRESEASON

Aug. 13 at Houston.....7:00 PM  
Aug. 19 at Green Bay.....7:00 PM  
Aug. 26 L.A. Chargers.....7:00 PM

#### REGULAR SEASON

Sept. 11 at Atlanta.....12:00 PM  
Sept. 18 **Tampa Bay**.....12:00 PM  
Sept. 25 at Carolina.....12:00 PM  
Oct. 2 vs Minnesota (London)....8:30 AM  
Oct. 9 **Seattle**.....12:00 PM  
Oct. 16 **Cincinnati**.....12:00 PM  
Oct. 20 at Arizona (Thu).....7:15 PM  
Oct. 30 **Las Vegas**.....12:00 PM  
Nov. 7 **Baltimore (Mon)**.....7:15 PM  
Nov. 13 at Pittsburgh.....12:00 PM  
Nov. 20 **L.A. Rams**.....12:00 PM  
Nov. 27 at San Francisco.....3:25 PM  
Dec. 5 at Tampa Bay (Mon).....7:15 PM  
BYE  
Dec. 17/18 **Atlanta**.....TBD  
Dec. 24 at Cleveland (Sat).....12:00 PM  
Jan. 1 at Philadelphia.....12:00 PM  
Jan. 7/8 **Carolina**.....TBD  
*\* All times CT*

**Stadium:** Caesars Superdome  
1500 Poydras Street  
New Orleans, LA 70112  
**Opened:** 1975  
**Capacity:** 73,000  
**Playing Surface:** Turf Nation-S5

**Training Camp:**  
Ochsner Sports  
Performance Center  
5800 Airline Dr.  
Metairie, LA 70003

#### CLUB OFFICIALS

Owner: Gayle Benson  
President: Dennis Lauscha  
Executive Vice President/  
General Manager: Mickey Loomis  
SVP, Communications, Broadcasting,  
Community Relations & Governmental  
Relations: Greg Bensele  
SVP, Marketing and Operations: Ben Hales  
SVP of Finance/Chief Financial Officer:  
Ed Lang  
SVP/General Counsel: Vicky Neumeyer  
SVP of Sales: Mike Stanfield  
VP/Assistant General Manager/  
College Personnel: Jeff Ireland  
VP of Football Administration: Khai Harley  
Director of Pro Personnel: Michael Parenton  
Executive Assistant to the GM/EVP:  
Debbie Gallagher  
Assistant College Scouting Director:  
Cody Rager  
National Scouts: Mike Baugh,  
Terry Wooden  
Area Scouts: Jon Sandusky, Casey Talley,  
Joey Vitt Jr., Mike DiJulio, Paul Zimmer,  
C.J. Leak  
Senior College Scouting Analyst:  
Scott Campbell  
Combine Scout: Matt Phillips  
Football Research & Strategy:  
Ryan Herman  
Pro Scouts: Ryan Powell, Justin Matthews,  
Tosan Eyetsemitan  
Director of Operations: Derek Stannos  
Scouting Coordinator: Will Martinez  
Football Operations Assistants: Isaiah  
Macklin, Harry Piper, Mike Martinez  
Equipment Manager: John Baumgartner  
Assistant Equipment Managers: Corey  
Gaudet, Joel Gastright, Richard Killian II  
Director of Sports Medicine: Ben Stolberg  
Head Athletic Trainer: Shone Gibson  
Director of Rehabilitation: Jonathan Gress  
Assistant Athletic Trainers: Kevin Mangum,  
Erik Arve, Bobby Feedback  
Director of Sports Nutrition: Jamie Meeks  
Video Director: Dave Desposito  
Assistant Video Director: Joe Alley  
Video Assistants: Chris McNeice,  
Tim Youngblood  
VP of Player Engagement: Fred McAfee  
Director of Security: Danny Lawless  
Director of Sports Science: Matt Rhea  
Strength & Conditioning Coaches:  
Matt Clapp, Charles Byrd, Rob Wenning  
Executive Director of Football  
Communications: Doug Miller  
Director of Football Communications:  
Justin Macione  
Assistant Player Programs/Legends & Alumni  
Manager: Evan Meyers  
Alumni/Legends Development  
Coordinator: Dan Simmons  
VP of Production:  
Shaneika Dabney-Henderson  
VP of Digital Media: Doug Tatum  
Director of Photography:  
Michael C. Hebert  
Senior Director of IT Security &  
Administration: Jeff Huffman  
Senior IT Operations Director:  
Jody Barbier  
Facilities Director: Terry Ashburn  
Executive Administrative Director:  
Jay Romig

#### COACHING HISTORY (406-463-5)

*Records include postseason games*

1967-70	Tom Fears*	.....13-34-2
1970-72	J.D. Roberts.....	7-25-3
1973-75	John North**.....	11-23-0
1975	Ernie Heflerle.....	1-7-0
1976-77	Hank Stram.....	7-21-0
1978-80	Dick Nolan***.....	15-29-0
1980	Dick Stanfel.....	1-3-0
1981-85	O.A. (Bum) Phillips****.....	27-42-0
1985	Wade Phillips.....	1-3-0
1986-96	Jim Mora#.....	93-78-0
1996	Rick Venturi.....	1-7-0
1997-99	Mike Ditka.....	15-33-0
2000-05	Jim Haslett.....	46-52-0
2006-11	Sean Payton.....	67-37-0
2012	Aaron Kromer##.....	2-4-0
2012	Joe Vitt###.....	5-5-0
2013-21	Sean Payton.....	94-60-0
2022-	Dennis Allen.....	0-0-0

\* Released after seven games in 1970  
\*\* Released after six games in 1975  
\*\*\* Released after 12 games in 1980  
\*\*\*\* Resigned after 12 games in 1985  
# Resigned after eight games in 1996  
## Interim head coach first six games in 2012  
### Interim head coach final 10 games in 2012

#### PAID ATTENDANCE, 2021

Home 492,329                      Away 553,187  
Total 1,045,516  
Single-game home record,  
73,085 (12/26/11)  
Single-season home record,  
573,876 (2008)

#### 2022 DRAFT CHOICES

Rd	Name	Pos.	College
1	Chris Olave	WR	Ohio St.
1	Trevor Penning	T	Northern Iowa
2	Alontae Taylor	CB	Tennessee
5	D'Marco Jackson	LB	Appalachian St.
6	Jordan Jackson	DT	Air Force

## NEW ORLEANS SAINTS

### 2021 TEAM RECORD

#### REGULAR SEASON (9-8)

Date	Opponent	Result
Sept. 12	GREEN BAY	W 38-3
Sept. 19	at Carolina	L 7-26
Sept. 26	at New England	W 28-13
Oct. 3	N.Y. GIANTS (OT)	L 21-27
Oct. 10	at Washington	W 33-22
Oct. 25	at Seattle	W 13-10
Oct. 31	TAMPA BAY	W 36-27
Nov. 7	ATLANTA	L 25-27
Nov. 14	at Tennessee	L 21-23
Nov. 21	at Philadelphia	L 29-40
Nov. 25	BUFFALO	L 6-31
Dec. 2	DALLAS	L 17-27
Dec. 12	at N.Y. Jets	W 30-9
Dec. 19	at Tampa Bay	W 9-0
Dec. 27	MIAMI	L 3-20
Jan. 2	CAROLINA	W 18-10
Jan. 9	at Atlanta	W 30-20

#### SCORE BY PERIODS

Team	40	116	46	162	0	—	364
Opponents	77	85	81	86	6	—	335

### 2021 TEAM STATISTICS

	Team	Opp.
Total First Downs	307	304
Rushing	113	84
Passing	165	185
Penalty	29	35
3rd Down: Made/Att	78/220	89/240
3rd Down Pct.	35.5	37.1
4th Down: Made/Att	11/21	9/21
4th Down Pct.	52.4	42.9
Possession Avg.	30:28	29:32
Total Net Yards	5177	5410
Avg. Per Game	304.5	318.2
Total Plays	1051	1064
Avg. Per Play	4.9	5.1
Net Yards Rushing	1991	1589
Avg. Per Game	117.1	93.5
Total Rushes	510	426
Net Yards Passing	3186	3821
Avg. Per Game	187.4	224.8
Sacked/Yards Lost	37/251	46/310
Gross Yards	3437	4131
Att./Completions	504/293	592/369
Completion Pct.	58.1	62.3
Had Intercepted	13	18
Punts/Average	83/47.7	81/45.0
Net Punting Avg.	83/42.0	81/39.9
Penalties/Yards	98/811	89/761
Fumbles/Ball Lost	14/5	16/7
Touchdowns	43	35
Rushing	12	12
Passing	29	20
Returns	2	3

	TD		TD		PAT	FG	Saf	Pts
	Tot	Ru	Rec	Rt				
Maher	0	0	0	0	10/12	16/18	0	58
Kamara	9	4	5	0			0	54
Callaway	6	0	6	0			0	36
Hill	5	5	0	0			0	30
B.Johnson	0	0	0	0	5/8	8/8	0	29
Ju.Johnson	4	0	4	0			0	24
Harris	3	0	3	0			0	18
Smith	3	0	3	0			0	18
Rosas	0	0	0	0	13/13	1/4	0	16

### 2021 INDIVIDUAL STATISTICS

PASSING	Att	Cmp	Yds	Cmp%	Yds/Att	TD	TD%	Int	Int%	LG	Sk/Lost	Rtng
Siemian	188	108	1154	57.4	6.14	11	5.9	3	1.6	46	9/64	88.4
J.Winston	161	95	1170	59.0	7.27	14	8.7	3	1.9	72t	11/69	102.8
Hill	134	78	978	58.2	7.30	4	3.0	5	3.7	70t	9/64	75.4
Book	20	12	135	60.0	6.75	0	0.0	2	10.0	56	8/54	40.6
Gillikin	1	0	0	0.0	0.00	0	0.0	0	0.0	---	0/0	39.6
Team	504	293	3437	58.1	6.82	29	5.8	13	2.6	72t	37/251	87.4
Opponents	592	369	4131	62.3	6.98	20	3.4	18	3.0	84t	46/310	81.7

RUSHING	No.	Yds	Avg	LG	TD			
Humphrey	2	0	2	0	0	12		
Ingram	1	1	0	0	0	6		
Trautman	2	0	2	0	0	12		
Armah	1	0	1	0	0	6		
Hogan	1	0	1	0	0	6		
Jenkins	1	0	0	1	0	6		
Siemian	1	1	0	0	0	6		
Stills	1	0	1	0	0	6		
Vannett	1	0	1	0	0	6		
P.Williams	1	0	0	1	0	6		
J.Winston	1	1	0	0	0	6		
Parkey	0	0	0	3/5	0/0	0	3	
Team	43	12	29	2	31/38	25/30	0	364
Opponents	35	12	20	3	30/31	31/38	0	335

*2-Pt Conv: Team 0-5. Opponents 1-3.*

INTERCEPTIONS	No.	Yds	Avg	LG	TD
P.Williams	3	86	28.7	46	1
Adebo	3	50	16.7	33	0
Gardner-Johnson	3	45	15.0	26	0
Lattimore	3	35	11.7	20	0
M.Williams	2	56	28.0	53	0
Jenkins	1	34	34.0	34t	1
Roach	1	5	5.0	5	0
Roby	1	2	2.0	2	0
Alexander	1	0	0.0	0	0
Team	18	313	17.4	53	2
Opponents	13	196	15.1	51t	3

PUNTING	No.	Yds	Avg	Net Bt	In20	LG	B	
Gillikin	83	3956	47.7	42.0	4	29	63	0
Team	83	3956	47.7	42.0	4	29	63	0
Opponents	81	3644	45.0	39.9	3	27	68	1

PUNT RETURNS	Ret	FC	Yds	Avg	LG	TD
Harris	21	15	199	9.5	26	0
E.Winston	10	5	119	11.9	34	0
Kamara	3	0	29	9.7	14	0
Callaway	1	2	2	2.0	2	0
Team	35	22	349	10.0	34	0
Opponents	43	18	391	9.1	28	0

KICKOFF RETURNS	No.	Yds	Avg	LG	TD
Harris	29	690	23.8	39	0
Washington	3	56	18.7	21	0
Armah	2	28	14.0	17	0
Montgomery	2	59	29.5	33	0
Jones	1	5	5.0	5	0
Team	37	838	22.6	39	0
Opponents	32	660	20.6	42	0

FIELD GOALS	1-19	20-29	30-39	40-49	50+
Maher	0/0	4/4	8/9	4/4	0/1
B.Johnson	0/0	4/4	3/3	0/0	0/1
Rosas	0/0	0/0	0/1	1/1	0/2
Team	0/0	8/8	11/13	5/5	1/4
Opponents	0/0	7/7	12/13	8/11	4/7

SACKS	No.
Jordan	12.5
Davenport	9.0
Kpassagnon	4.0
Alexander	3.5
Davis	3.0
Granderson	3.0
Gardner-Johnson	2.0
Onyemata	2.0
P.Williams	2.0
Elliss	1.0
Heath	1.0
Jenkins	1.0
Roby	1.0
Turner	1.0
Team	46.0
Opponents	37.0

## NEW ORLEANS SAINTS

## 2022 COACHING STAFF

**Dennis Allen, Head Coach**

**Pro Career:** Dennis Allen was hired as the 17th head coach in Saints history on Feb. 8, 2022. Now in his 27th year coaching and 21st in the NFL, Allen has spent 12 seasons in New Orleans in two stints, including the last six-and-a-half campaigns as the team's defensive coordinator. He succeeded Sean Payton, who coached the team for 16 seasons, including the 2009 campaign, when Allen was secondary coach and ended with the Super Bowl XLIV championship. When Allen took command of a defense in Week 11 of the 2015 season that was ranked 32nd in opponent net yards per game and opponent points per game, he molded and developed a unit that has finished in the top 10 in both categories each of the last two years. Before rejoining the Saints in 2015, Allen served as head coach of the Oakland Raiders from 2012-14 and as defensive coordinator of the Denver Broncos in 2011. Prior to his first stint in New Orleans from 2006-10, Allen was also an assistant in Atlanta from 2002-05. Career record: 8-28.

**Background:** Earned a bachelor of business administration degree and a master's in kinesiology from Texas A&M, where he played safety from 1992-95 and started the final 21 games of his career. Signed as an undrafted free agent with the Buffalo Bills in 1996. Prior to entering the NFL coaching ranks in 2002, Allen served as a graduate assistant at his alma mater from 1996-99 and as secondary coach at the University of Tulsa from 2000-01.

**Personal:** Born Sept. 22, 1972, in Atlanta, Ga. and raised in Hurst, Texas. He and his wife Alisson have a daughter, Layla, and a son, Garrison.

**ASSISTANT COACHES**

**Bob Bicknell**, senior offensive assistant; born Nov. 13, 1969, Holliston, Mass. Tight end Boston College 1989-91. No pro playing experience. College coach: Boston University 1993-97, Temple 2006, Baylor 2017. Pro coach: Frankfurt Galaxy (NFLE) 1998-99, Berlin Thunder 2000-03, Cologne Centurions (NFLE) 2004-05, Kansas City Chiefs 2007-09, Buffalo Bills 2010-12, Philadelphia Eagles 2013-15, San Francisco 49ers 2016, Cincinnati Bengals 2018-20. Joined Saints in 2022.

**Kodi Burns**, wide receivers; born Dec. 24, 1988, Fort Smith, Ark. Quarterback-wide receiver Auburn 2007-10. No pro playing experience. College coach: Arkansas State 2012, Auburn 2013, Samford 2014, Middle Tennessee 2015, Auburn 2016-20, Tennessee 2021. Pro coach: Joined Saints in 2022.

**Pete Carmichael**, offensive coordinator; born Oct. 6, 1971, Framingham, Mass. Attended Boston College. No college or pro playing experience. College coach: New Hampshire 1994, Louisiana

Tech 1995-99. Pro coach: Cleveland Browns 2000, Washington Redskins 2001, San Diego Chargers 2002-05. Joined Saints in 2006.

**Ronald Curry**, passing game coordinator/quarterbacks; born May 28, 1979, Hampton, Va. Wide receiver North Carolina 1998-2001. Pro wide receiver Oakland Raiders 2002-08. No college coaching experience. Pro coach: San Francisco 49ers 2013-15. Joined Saints in 2016.

**Declan Doyle**, offensive assistant; born March 6, 1996, Iowa City, Iowa. Attended Iowa Western C.C. and Iowa. No college or pro playing experience. College coach: Iowa 2016-18. Pro coach: Joined Saints in 2019.

**Phil Galiano**, assistant special teams; born Sept. 8, 1977, Norristown, Pa. Safety Shippensburg 1997-99. No pro playing experience. College coach: Dickinson 2000, New Haven 2001, Villanova 2002, Rutgers 2003-06, 2010-11, 2014-15, Florida International 2007-09, Penn State 2017-18. Pro coach: Tampa Bay Buccaneers 2012-2013, Miami Dolphins 2016. Joined Saints in 2019.

**Peter Giunta**, senior defensive assistant; born Aug. 11, 1956, Salem, Mass. Running back/defensive back Northeastern 1974-77. No pro playing experience. College coach: Penn State 1981-83, Brown 1984-87, Lehigh 1988-90. Pro Coach: Philadelphia Eagles 1991-94, New York Jets 1995-96, St. Louis Rams 1997-2000, Kansas City Chiefs 2001-05, New York Giants 2006-14. Joined Saints in 2016.

**Michael Hodges**, linebackers; born Sept. 26, 1986, San Antonio. Linebacker Air Force 2006, Texas A&M 2008-11. No pro playing experience. College Coach: Fresno State 2012-13, Eastern Illinois 2014-16. Pro coach: Joined Saints in 2017.

**Doug Marrone**, offensive line; born July 25, 1964, Bronx, N.Y. Offensive lineman Syracuse 1983-85. Pro offensive lineman Miami Dolphins 1987, New Orleans Saints 1989. College coach: Cortland (N.Y.) State 1992, U.S. Coast Guard Academy 1993, Northeastern 1994, Georgia Tech 1995-99, Georgia 2000, Tennessee 2001, Syracuse (head coach) 2009-12, Alabama 2021. Pro coach: New York Jets 2002-05, New Orleans Saints 2006-08, Buffalo Bills (head coach) 2013-14, Jacksonville Jaguars (head coach 2017-20) 2015-20. Rejoined Saints in 2022.

**Sterling Moore**, defensive assistant; born Feb. 3, 1990, Antioch, Calif. Cornerback Laney College 2007-08, SMU 2009-10. Pro cornerback New England Patriots 2011-12, Dallas Cowboys 2012-14, Tampa Bay Buccaneers 2015, New Orleans Saints 2017, Arizona Hotshots (Alliance of

American Football) 2019. Pro coach: Joined Saints in 2021.

**Ryan Nielsen**, co-defensive coordinator/defensive line; born March 20, 1979, Simi Valley, Calif. Defensive tackle Southern California 1997-2001. Pro defensive tackle Los Angeles Avengers (AFL) 2004. College coach: Southern California 2002, Idaho 2004, Mississippi 2005-07, Central Connecticut State 2008-09, Tennessee-Martin 2010, Northern Illinois 2011-12, North Carolina State 2013-16. Pro coach: Joined Saints in 2017.

**Kevin Petry**, assistant to the head coach/offensive assistant; born Sept. 30, 1991, New Orleans, La. Attended LSU. No College or pro playing experience. Pro coach: Joined Saints in 2017.

**Kris Richard**, co-defensive coordinator/secondary; born Oct. 28, 1979, Los Angeles, Calif. Cornerback Southern California 1998-01. Pro cornerback Seattle Seahawks 2002-04, San Francisco 49ers 2005. College coach: Southern California 2008-09. Pro coach: Seattle Seahawks 2010-17, Dallas Cowboys 2017-19. Joined Saints in 2021.

**Darren Rizzi**, assistant head coach/special teams coordinator; born July 21, 1970, Hillsdale, N.J. Tight end Rhode Island 1988-91. No Pro Playing Experience. College coach: Rhode Island 1992, Colgate 1993, New Haven 1993-97, Northeastern 1998, New Haven 1999-2001 (head coach), Rutgers (2002-07), Rhode Island 2008 (head coach). Pro coach: Miami Dolphins 2009-18. Joined Saints in 2019.

**Cory Robinson**, assistant secondary; born Nov. 12, 1987, Baltimore, Md. Cornerback Central Connecticut State 2005-08. No pro playing experience. College coach: Toledo 2016, Temple 2017, Rutgers 2018, Maryland 2019. Pro coach: Joined Saints in 2020.

**Dan Roushar**, run game coordinator/tight ends; born Sept. 27, 1960, Clinton, Iowa. Quarterback Northern Illinois 1982-83. No pro playing experience. College coach: Northern Illinois 1984, Butler 1986-92, Rhode Island 1993, Ball State 1994, Illinois 1995-96, Northern Illinois 1997-2002, Cincinnati 2003-06, Michigan State 2007-12. Pro coach: Joined Saints in 2013.

**Zach Strief**, assistant offensive line; born Sept. 22, 1983, Cincinnati, Ohio. Tackle Northwestern 2001-05. Pro tackle New Orleans Saints 2006-17. No college coaching experience. Pro coach: Joined Saints in 2021.

**Joel Thomas**, running backs; born Nov. 7, 1974, Port Angeles, Wash. Running back Idaho 1995-98.

## NEW ORLEANS SAINTS

No pro playing experience. College coach: Purdue 2000-01, Louisville 2002-03, Idaho 2004-05, Purdue 2006-08, Washington 2009-12, Arkansas 2013-14. Pro coach: Joined Saints in 2015.

**Jordan Traylor**, defensive assistant; born Oct. 16, 1993, Tyler, Texas. Quarterback Texas A&M 2012-15. No pro playing experience. College coach: Texas 2016-2017, Arkansas 2018. Pro coach: Joined Saints in 2021.

**D.J. Williams**, offensive assistant; born Sept. 9, 1992, Zachary, La. Quarterback Grambling State 2011-14. No pro playing experience. No college coaching experience. Pro coach: Joined Saints in 2019.

**Brian Young**, pass rush specialist; born July 8, 1977, Lawton, Okla. Defensive tackle Texas El-Paso 1996-99. Pro defensive tackle St. Louis Rams 2000-03, New Orleans Saints 2004-08. No college coaching experience. Pro coach: Joined Saints in 2009.

### RECORD HOLDERS

#### INDIVIDUAL RECORDS—CAREER

Rushing (Yds.)	Mark Ingram II, 2011-18, 2021	6,267
Passing (Yds.)	Drew Brees, 2006-20	68,010
Passing (TDs)	Drew Brees, 2006-20	491
Receiving (No.)	Marques Colston, 2006-15	711
Receiving (Yds.)	Marques Colston, 2006-15	9,759
Interceptions	Dave Waymer, 1980-89	37
Punting (Avg.)	Thomas Morstead, 2009-20	46.5
Punt Return (Avg.)	Mel Gray, 1986-88	13.4
Kickoff Return (Avg.)	Walt Roberts, 1967	26.3
Field Goals	Morten Andersen, 1982-94	302
Touchdowns (Tot.)	Marques Colston, 2006-15	72
Points	Morten Andersen, 1982-94	1,318
*Sacks	Rickey Jackson, 1981-93	115.0

#### INDIVIDUAL RECORDS—SINGLE SEASON

Rushing (Yds.)	George Rogers, 1981	1,674
Passing (Yds.)	Drew Brees, 2011	5,476
Passing (TDs)	Drew Brees, 2011	46
Receiving (No.)	Michael Thomas, 2019	**149
Receiving (Yds.)	Michael Thomas, 2019	1,725
Interceptions	Dave Whitsell, 1967	10
Punting (Avg.)	Thomas Morstead, 2012	50.1
Punt Return (Avg.)	Mel Gray, 1987	14.7
Kickoff Return (Avg.)	John Gilliam, 1967	30.1
Field Goals	Wil Lutz, 2019	32
Touchdowns (Tot.)	Alvin Kamara, 2020	21
Points	John Kasay, 2011	147
*Sacks	Pat Swilling, 1991	17.0
	La'Roi Glover, 2000	17.0

#### INDIVIDUAL RECORDS—SINGLE GAME

Rushing (Yds.)	George Rogers, 9-4-83	206
Passing (Yds.)	Drew Brees, 11-19-06	510
Passing (TDs)	Drew Brees, 11-1-15	**7
Receiving (No.)	Michael Thomas, 9-9-18	16
Receiving (Yds.)	Michael Thomas, 11-4-18	211
Interceptions	Tommy Myers, 9-3-78	3
	Dave Waymer, 10-6-85	3
	Reggie Sutton, 10-18-87	3
	Gene Atkins, 12-22-91	3
	Sammy Knight, 9-9-01	3
Field Goals	Many times	5
	Last time by John Carney, 9-26-04	
Touchdowns (Tot.)	Alvin Kamara, 12-25-20	**6
Points	Alvin Kamara, 12-25-20	**36
*Sacks	Many times	4.0
	Last time by Cameron Jordan, 11-28-19	

\*Sacks became an official statistic in 1982  
\*\*NFL Record

## NEW ORLEANS SAINTS

## 2022 VETERAN ROSTER

No.	Name	Pos.	Ht.	Wt.	Birthdate	Exp.	NFL College	Hometown	How Acq.	'21 Games/ Starts
29	Adebo, Paulson	CB	6-1	192	7/3/99	2	Stanford	Mansfield, Texas	D3-13	17/17
68	Andrews, Josh	C/G	6-2	298	6/21/91	7	Oregon State	Ontario, Calif.	FA-22	2/0*
53	Baun, Zack	LB	6-3	225	12/30/96	3	Wisconsin	Brown Deer, Wis.	D3a-20	17/4
16	Book, Ian	QB	6-0	206	3/30/98	2	Notre Dame	El Dorado Hills, Calif.	D4-21	1/1
1	Callaway, Marquez	WR	6-2	204	3/27/98	3	Tennessee	Warner Robins, Ga.	FA-20	17/11
54	Charlton, Taco	DE	6-6	270	11/7/94	6	Michigan	Pickerington, Ohio	UFA(Pit)-22	11/1*
5	Dalton, Andy	QB	6-2	220	10/29/87	12	TCU	Katy, Texas	UFA(Chi)-22	8/6*
92	Davenport, Marcus	DE	6-6	265	9/4/96	5	Texas-San-Antonio	San Antonio, Texas	D1-18	11/9
56	Davis, Demario	LB	6-2	248	1/11/89	11	Arkansas State	Brandon, Miss.	UFA(NYJ)-18	16/16
50	Dowell, Andrew	LB	6-1	225	11/16/96	2	Michigan State	Lakewood, Ohio	FA-19	16/0
55	Elliss, Kaden	LB	6-2	238	6/10/95	2	Idaho	Salt Lake City, Utah	D7b-19	13/1
30	Evans, Justin	DB	6-2	199	8/26/95	4	Texas A&M	Wiggins, Miss.	FA-22	0/0*
22	Gardner-Johnson, C.J.	DB	5-11	210	12/20/97	4	Florida	Cocoa, Fla.	D4-19	12/11
4	Gillikin, Blake	P	6-2	196	1/21/98	3	Penn State	Atlanta, Ga.	FA-20	17/0
96	Granderson, Carl	DE	6-5	261	12/18/96	4	Wyoming	Sacramento, Calif.	FA-19	15/13
48	Gray, J.T.	DB	6-0	202	1/18/96	4	Mississippi State	Clarksdale, Miss.	FA-18	16/0
73	Greenidge, Ethan	OL	6-4	335	9/10/97	4	Villanova	Flanders, N.Y.	FA-19	0/0*
11	Harris, Deonte	WR/RS	5-6	170	12/4/97	4	Assumption	Baltimore, Md.	FA-19	13/1
63	Hawkins, Jerald	T	6-6	305	10/16/93	6	LSU	Baldwin, La.	FA-19	0/0*
7	Hill, Taysom	QB	6-2	221	8/23/90	5	Brigham Young	Pocatello, Idaho	W(GB)-17	12/9
88	Holtz, J.P.	TE	6-3	255	8/28/93	4	Pittsburgh	Pittsburgh, Pa.	FA-22	13/0*
95	Huggins, Albert	DT	6-3	305	6/27/97	2	Clemson	Orangeburg, S.C.	FA-21	9/1
74	Hurst, James	OL	6-5	310	12/17/91	9	North Carolina	Plainfield, Ind.	FA-20	17/15
14	Ingram II, Mark	RB	5-9	215	12/21/89	12	Alabama	Flint, Mich.	T(Hou)-21	14/10*
91	Johnson, Jaleel	DT	6-3	316	7/12/94	6	Iowa	Lombard, Ill.	UFA(Hou)-22	12/0*
83	Johnson, Juwan	TE	6-4	231	9/13/96	3	Oregon	Glassboro, N.J.	FA-20	14/2
34	Jones, Jr., Tony	RB	5-11	224	11/24/97	2	Notre Dame	St. Petersburg, Fla.	FA-20	11/4
94	Jordan, Cameron	DE	6-4	287	7/10/89	12	California	Chandler, Ariz.	D1a-11	16/16
41	Kamara, Alvin	RB	5-10	215	7/25/95	6	Tennessee	Atlanta, Ga.	D3a-17	13/10
90	Kpassagnon, Tanoh	DE	6-7	289	6/14/94	6	Villanova	Ambler, Pa.	UFA(KC)-21	8/5
77	Lamp, Forrest	OL	6-4	310	6/14/94	5	Western Kentucky	Venice, Fla.	FA-21	1/0
80	Landry, Jarvis	WR	5-11	196	11/28/921	9	LSU	Lutcher, La.	FA-22	12/12*
23	Lattimore, Marshon	CB	6-0	192	5/20/96	6	Ohio State	Cleveland, Ohio	D1a-17	16/16
3	Lutz, Wil	K	5-11	184	7/7/94	7	Georgia State	Newnan, Ga.	FA-16	0/0*
37	Mabin, Dylan	DB	6-1	196	9/14/97	2	Fordham	Macedonia, Ohio	FA-21	0/0*
32	Mathieu, Tyrann	S	5-9	190	5/13/92	10	LSU	New Orleans, La.	FA-22	16/16*
6	Maye, Marcus	S	6-0	207	3/9/93	6	Florida	Melbourne, Fla.	UFA(NYJ)-22	6/6*
78	McCoy, Erik	C/G	6-4	303	8/27/97	3	Texas A&M	Lufkin, Texas	D2-19	12/12
36	Miller, Jordan	DB	6-2	190	2/8/97	2	Washington	Oceanside, Calif.	FA-21	1/0
93	Onyemata, David	DT	6-4	300	11/13/92	7	Manitoba (Canada)	Lagos, Nigeria	D4-16	11/11
28	Ozigbo, Devine	RB	6-2	225	2/10/96	4	Nebraska	Sachse, Texas	FA-22	3/0*
75	Peat, Andrus	G/T	6-7	316	11/4/93	8	Stanford	Tempe, Ariz	D1a-15	6/6
46	Prentice, Adam	FB	6-0	245	1/16/97	2	South Carolina	Clovis, Calif.	W(Den)-21	7/3
71	Ramczyk, Ryan	T	6-6	314	4/22/94	6	Wisconsin	Stevens Point, Wisc.	D1b-17	10/10
97	Roach, Malcolm	DL	6-3	290	6/9/98	3	Texas	Baton Rouge, La.	FA-20	7/2
21	Roby, Bradley	CB	5-11	194	5/1/92	9	Ohio State	Suwanee, Ga.	T(Hou)-21	14/1
51	Ruiz, Cesar	C/G	6-4	316	6/14/99	3	Michigan	Camden, N.J.	D1-20	17/17
35	Russell, KeiVarae	DB	5-11	194	10/19/93	4	Notre Dame	Everett, Wash.	FA-21	2/0
10	Smith, TreQuan	WR	6-2	210	1/7/96	5	Central Florida	Delray Beach, Fla.	D3-18	11/6
89	Soehner, Dylan	TE	6-7	272	11/8/97	2	Iowa State	Prairie Grove, Ark.	FA-21	0*
25	Sorensen, Daniel	S	6-2	208	3/5/90	9	Brigham Young	Colton, Calif.	UFA(KC)-21	17/7
69	Street, Kentavius	DT	6-2	287	9/8/96	4	North Carolina State	Greenville, N.C.	FA-22	17/2
13	Thomas, Michael	WR	6-3	212	3/3/93	7	Ohio State	Woodland Hills, Calif.	D2a-16	0*
76	Throckmorton, Calvin	OL	6-5	311	8/16/96	2	Oregon	Bellevue, Wash.	FA-21	17/14
82	Trautman, Adam	TE	6-5	253	2/5/97	3	Dayton	Williamsburg, Mich.	D3b-20	13/10
98	Turner, Payton	DE	6-6	270	1/7/99	2	Houston	Houston, Texas	D1-21	5/0
99	Tuttle, Shy	DT	6-3	300	10/20/95	4	Tennessee	Welcome, N.C.	FA-19	17/15
81	Vannett, Nick	TE	6-6	261	3/6/93	7	Ohio State	Westerville, Ohio	FA-21	7/2*
86	Warring, Kahale	TE	6-5	252	3/23/97	3	San Diego State	Sonora, Calif.	FA-22	2/0*
24	Washington, Dwayne	RB	6-1	223	4/24/94	6	Washington	Cerritos, Calif.	FA-18	14/0
20	Werner, Pete	LB	6-3	242	6/5/99	2	Ohio State	Indianapolis, Ind.	D2-21	15/8
17	White, Kevin	WR	6-3	216	6/25/92	6	West Virginia	Emmaus, Pa.	FA-21	6/1
26	Williams, P.J.	CB	6-0	196	6/1/93	8	Florida State	Ocala, Fla.	D3b-15	16/5
58	Wilson, Eric	LB	6-1	230	9/26/94	6	Cincinnati	Redford, Mich.	FA-22	14/2*
2	Winston, Jameis	QB	6-4	231	1/6/94	7	Florida State	Hueytown, Ala.	UFA(TB)-20	7/7
49	Wood, Zach	LS	6-3	255	1/10/93	5	Southern Methodist	Rowlett, Texas	FA-17	17/0
67	Young, Landon	T	6-7	321	8/2/97	2	Kentucky	Lexington, Ky.	D6-21	10/1

## NEW ORLEANS SAINTS

\* Andrews played two games with Atlanta; Charlton played 11 games with Pittsburgh; Dalton played eight games with Chicago; Evans last active with Tampa Bay in '18; Greenidge missed '21 season because of injury; Hawkins last active with Pittsburgh in '20; Holtz played 13 games with Chicago; Ingram played seven games with Houston and seven with New Orleans; Johnson played 12 games with Houston; Landry played 12 games with Cleveland; Lutz missed '21 season because of injury; Mabin last active with Minnesota in '20; Mathieu played 16 games with Kansas City; Maye played six games with New York Jets; Ozigbo played two games with New Orleans and one with Jacksonville; Soehner missed '21 season because of injury; Sorensen played 17 games with Kansas City; Street played 17 games with San Francisco; Thomas missed '21 season because of injury; Warring played one game with Buffalo and one with Jacksonville; Wilson played two games with Philadelphia and seven with Houston.

Players lost through unrestricted free agency (four): T Terron Armstead (MIA, eight games in '21); WR Ty Montgomery (NE, 14); QB Trevor Siemian (CHI, six); S Marcus Williams (BAL, 16).

Also played with Saints in '21—DT Montravius Adams (five games), LB Kwon Alexander (12), FB Alex Armah (nine), T/G Caleb Benenoch (one), DL Josiah Bronson (six), OL James Carpenter (five), C/G Will Clapp (nine), CB Ken Crawley (nine), TE Garrett Griffin (13), LB Chase Hansen (three), S Jeff Heath (16), WR Chris Hogan (five), DL Jalyn Holmes (eight), WR Lil'Jordan Humphrey (10), S Malcolm Jenkins (16), K Brian Johnson (four), LB Justin March (one), K Brett Maher (eight), LB Wynton McManis (one), T Jordan Mills (nine), T Kyle Murphy (two), RB Devine Ozigbo (two), K Cody Parkey (one), DT Christian Ringo (14), K Aldrick Rosas (four), WR Kenny Stills (13), CB Desmond Trufant (two), DL Ethan Westbrooks (two).

### FIRST-YEAR ROSTER

Name	Pos.	Ht.	Wt.	Birthdate	College	Hometown	How Acq.
Baker, Kawaan (1)	WR	6-1	215	8/24/98	South Alabama	Atlanta, Ga.	D7-21
Black, Josh	DT	6-3	290	12/25/97	Syracuse	Machesney Park, Ill.	FA-22
Cabral, Cohl (1)	C	6-5	300	2/11/98	Arizona State	Rancho Cucamonga, Calif.	FA-21
Dixon, Dai'Jean	WR	6-4	200	10/16/98	Nicholls State	New Orleans, La.	FA
Doxtater, Sage	OL	6-7	316	10/20/98	New Mexico State	London, Ontario, Canada	FA
Fields, DaMarcus	DB	6-0	200	3/11/98	Texas Tech	Taylor, Texas	FA
Gray, Vincent	DB	6-2	192	12/28/99	Michigan	Rochester, Mich.	FA
Jackson, D'Marco	LB	6-1	233	7/20/98	Appalachian State	Spartanburg, S.C.	D5
Jackson, Jordan	DT	6-4	294	1/30/98	Air Force	Jacksonville, Fla.	D6
Kidd, Lewis	OL	6-6	311	9/15/97	Montana State	Minneapolis, Minn.	FA
Krull, Lucas	TE	6-6	260	7/11/98	Pittsburgh	Shawnee, Kan.	FA
Merritt, Kirk (1)	WR	6-1	214	1/5/97	Arkansas State	Destrehan, La.	FA
Monday, Smoke	S	6-3	199	2/19/00	Auburn	Atlanta, Ga.	FA
Olave, Chris	WR	6-0	187	6/27/00	Ohio State	San Marcos, Calif.	D1a
Penning, Trevor	OT	6-7	325	5/15/99	Northern Iowa	Mason City, Iowa	D1b
Pryor, Isaiah	LB	6-1	217	11/29/97	Notre Dame	Lawrenceville, Ga.	FA
Romo, John Parker	K	5-11	175	8/24/97	Virginia Tech	Peachtree City, Ga.	FA
Schweiger, Derek	OL	6-3	325	4/18/99	Iowa State	Plymouth, Wis.	FA
Sewell, Nephi	LB	6-0	228	12/19/98	Utah	St. George, Utah	FA
Shaheed, Rashid	WR/RS	6-0	180	8/31/98	Weber State	San Diego, Calif.	FA
Smith, Abram	RB	5-11	221	9/14/98	Baylor	Abilene, Texas	FA
Taylor, Alontae	CB	6-11	199	12/3/98	Tennessee	Manchester, Tenn.	D2
Thompson, Bryce (1)	CB	5-11	190	9/20/99	Tennessee	Irmo, S.C.	FA-21
Washington, Khalique	G/T	6-5	339	11/12/98	Southern Mississippi	Lebanon, Pa.	FA
Whelan, Daniel	P	6-6	215	2/10/99	California Davis	Rancho Mirage, Calif.	FA
Winston Jr., Easop (1)	WR	6-0	192	12/17/96	Washington State	San Francisco, Calif.	FA-21

The term NFL Rookie is defined as a player who is in his first season of professional football and has not been on the roster of another professional football team for any regular-season or postseason games. A Rookie is designated by an "R" on NFL rosters. Players who have been active in another professional football league or players who have NFL experience, including either preseason training camp or being on an Active List or Inactive List, or on Reserve/Injured or Reserve/Physically Unable to Perform for fewer than six regular-season games, are termed NFL First-Year Players. An NFL First-Year Player is designated by a "1" on NFL rosters. Thereafter, a player is credited with an additional year of experience for each season in which he accumulates six games on the Active List or Inactive List, or on Reserve/Injured or Reserve/Physically Unable to Perform.

Log on to [www.neworleanssaints.com](http://www.neworleanssaints.com) for an up-to-date roster.



## NEW YORK GIANTS



National Football Conference  
East Division

Quest Diagnostics Training Center  
1925 Giants Drive  
East Rutherford, NJ 07073  
Telephone: (201) 935-8111

Team Colors: Blue, Red and White

### 2022 SCHEDULE

#### PRESEASON

Aug. 11 at New England.....7:00 PM  
Aug. 21 Cincinnati.....7:00 PM  
Aug. 28 at N.Y. Jets.....1:00 PM

#### REGULAR SEASON

Sept. 11 at Tennessee.....4:25 PM  
Sept. 18 Carolina.....1:00 PM  
Sept. 26 Dallas (Mon).....8:15 PM  
Oct. 2 Chicago.....1:00 PM  
Oct. 9 vs Green Bay (London) ...9:30 AM  
Oct. 16 Baltimore.....1:00 PM  
Oct. 23 at Jacksonville.....1:00 PM  
Oct. 30 at Seattle.....4:25 PM  
BYE  
Nov. 13 Houston.....1:00 PM  
Nov. 20 Detroit.....1:00 PM  
Nov. 24 at Dallas (Thanksgiving) 4:30 PM  
Dec. 4 Washington.....1:00 PM  
Dec. 11 Philadelphia.....1:00 PM  
Dec. 17/18 at Washington.....TBD  
Dec. 24 at Minnesota (Sat).....1:00 PM  
Jan. 1 Indianapolis.....1:00 PM  
Jan. 7/8 at Philadelphia.....TBD  
*\*All times ET*

**Stadium:** MetLife Stadium  
East Rutherford, NJ 07073  
**Opened:** 2010  
**Capacity:** 82,500  
**Playing Surface:** FieldTurf Classic HD

**Training Camp:**  
Quest Diagnostics Training Center  
1925 Giants Drive  
East Rutherford, NJ 07073

#### CLUB OFFICIALS

President/CEO: John K. Mara  
Chairman/EVP: Steve Tisch  
Treasurer: Jonathan Tisch  
General Manager: Joe Schoen  
Assistant General Manager: Brandon Brown  
Senior Vice President of Football Operations and Strategy: Kevin Abrams  
Senior Vice President and General Counsel: William J. Heller, Esq.  
Senior Personnel Consultant: Chris Mara  
Senior Vice President, Medical Services: Ronnie Barnes  
Senior Vice President and Chief Financial Officer: Christine Procop  
Senior Vice President, Communications: Pat Hanlon  
Senior Vice President, Chief Commercial Officer: Pete Guelli  
Vice President, Community Relations: Frank Mara  
Vice President of Community and Corporate Relations: Allison Stangeby  
Vice President, Corporate Partnership: Dan Lynch  
Vice President, Strategy and Business Intelligence: Russell Scibetti  
Vice President, Partnership Strategy and Activation: Jessica Slenker  
Vice President, Digital Marketing: Nilay Shah  
Vice President of Sales and Service: Kevin Frattura  
Vice President and Executive Producer: Don Sperling  
Vice President of Finance: Steven Hamrahi  
Vice President, Information Technology: Justin Warren  
Vice President, Team Operations: Jim Phelan  
Vice President of Security: Jerry Meade  
Vice President of Human Resources and Legal Services: Debra Agosta  
Vice President & Asst. General Counsel: Rich Hernandez, Esq.  
Director of Player Personnel: Tim McDonnell  
Director of Football Data and Innovation: Tyseer Siam  
Director of Football Operations: Ed Triggs  
Director of Pro Scouting: Chris Rossetti  
Assistant Director of Player Personnel: Dennis Hickey  
Executive Pro Scout: Jeremiah Davis  
Pro Scouts: Nick LaTesta, Corey Lockett, Steven Price  
College Scouts: Blaise Bell, DJ Boisture, Jeremy Breit, Hannah Burnett, Marcus Cooper, Mike Derice, Scott Hamel, Patrick Hanscomb, Marquis Pendleton, Brendan Prophet  
Director, Team Operations: Jeff Conroy  
Director of Player Engagement: Ashley Lynn  
Director of Ticketing: Amy Matlins  
Director of Creative Services: Doug Murphy  
Vice President of Strategic Communications: Jennifer Escalante  
Director of Football Communications: Dion Dargin  
Assistant Head Athletic Trainer: Steve Kennelly  
Director of Strength and Performance: Craig Fitzgerald  
Director of Performance/Assistant Strength and Conditioning: Sam Coad  
Director of Sports and Performance Nutrition: Steve Smith  
Director of Wellness and Clinical Services: Lani Lawrence  
Director, Rehabilitation: Leigh Weiss  
Head Equipment Manager: Jackie Miles  
Assistant Equipment Managers: Tim Slaman, Chris Priddy  
Assistant Video Directors: Carmen Pizzano, Steve Venditti  
Director of Community Relations and Youth Football: Ethan Medley  
Director of IT, Applications and Development: Julie Glisky

#### COACHING HISTORY (730-656-33)

*Records include postseason games*

1925 Bob Folwell.....8-4-0  
1926 Joe Alexander.....8-4-1  
1927-28 Earl Potteiger.....15-8-3  
1929-30 LeRoy Andrews\*.....24-5-1  
1930 Benny Friedman-  
Steve Owen.....2-0-0  
1931-53 Steve Owen.....153-108-17  
1954-60 Jim Lee Howell.....55-29-4  
1961-68 Allie Sherman.....57-54-4  
1969-73 Alex Webster.....29-40-1  
1974-76 Bill Ansperger\*\*.....7-28-0  
1976-78 John McVay.....14-23-0  
1979-82 Ray Perkins.....24-35-0  
1983-90 Bill Parcells.....85-52-1  
1991-92 Ray Handley.....14-18-0  
1993-96 Dan Reeves.....32-34-0  
1997-2003 Jim Fassel.....60-56-1  
2004-15 Tom Coughlin.....110-93-0  
2016-17 Ben McAdoo\*\*\*.....13-16-0  
2017 Steve Spagnuolo.....1-3-0  
2018-19 Pat Shurmur.....9-23-0  
2020-21 Joe Judge.....10-23-0  
2022- Brian Daboll.....0-0-0

\*Released after 15 games in 1930  
\*\*Released after seven games in 1976  
\*\*\*Released after 12 games in 2017

#### PAID ATTENDANCE, 2021

Home 584,576                      Away 578,002  
Total 1,162,578

Single-game home record,  
82,287 (1/1/12)  
Single-season home record,  
639,513 (2012)

#### 2022 DRAFT CHOICES

Rd	Name	Pos	College
1	Kayvon Thibodeaux	DE	Oregon
1	Evan Neal	T	Alabama
2	Wan'Dale Robinson	WR	Kentucky
3	Joshua Ezeudu	G	North Carolina
3	Cordale Flott	DB	LSU
4	Daniel Bellinger	TE	San Diego St.
4	Dane Belton	DB	Iowa
5	Micah McFadden	LB	Indiana
5	D.J. Davidson	DT	Arizona St.
5	Marcus McKethan	G	North Carolina
6	Darrian Beavers	LB	Cincinnati

## NEW YORK GIANTS

### 2021 TEAM RECORD

#### REGULAR SEASON (4-13)

Date	Opponent	Result
Sept. 12	DENVER	L 13-27
Sept. 16	at Washington	L 29-30
Sept. 26	ATLANTA	L 14-17
Oct. 3	at New Orleans (OT)	W 27-21
Oct. 10	at Dallas	L 20-44
Oct. 17	L.A. RAMS	L 11-38
Oct. 24	CAROLINA	W 25-3
Nov. 1	at Kansas City	L 17-20
Nov. 7	LAS VEGAS	W 23-16
Nov. 22	at Tampa Bay	L 10-30
Nov. 28	PHILADELPHIA	W 13-7
Dec. 5	at Miami	L 9-20
Dec. 12	at L.A. Chargers	L 21-37
Dec. 19	DALLAS	L 6-21
Dec. 26	at Philadelphia	L 10-34
Jan. 2	at Chicago	L 3-29
Jan. 9	WASHINGTON	L 7-22

#### SCORE BY PERIODS

Team	36	64	43	109	6	—	258
Opponents	57	153	85	121	0	—	416

#### 2021 TEAM STATISTICS

	Team	Opp.
Total First Downs	299	365
Rushing	90	126
Passing	171	216
Penalty	38	23
3rd Down: Made/Att	84/230	90/226
3rd Down Pct.	36.5	39.8
4th Down: Made/Att	13/30	15/23
4th Down Pct.	43.3	65.2
Possession Avg.	28:34	31:26
Total Net Yards	4884	6032
Avg. Per Game	287.3	354.8
Total Plays	1050	1137
Avg. Per Play	4.7	5.3
Net Yards Rushing	1688	2193
Avg. Per Game	99.3	129.0
Total Rushes	419	492
Net Yards Passing	3196	3839
Avg. Per Game	188.0	225.8
Sacked/Yards Lost	38/267	34/205
Gross Yards	3463	4044
Att./Completions	593/351	611/402
Completion Pct.	59.2	65.8
Had Intercepted	20	15
Punts/Average	74/44.4	67/43.5
Net Punting Avg.	74/39.5	67/39.0
Penalties/Yards	88/674	107/814
Fumbles/Ball Lost	23/10	17/7
Touchdowns	24	45
Rushing	8	15
Passing	15	27
Returns	1	3

SCORING	TD			PAT	FG	Saf	Pts
	Tot	Ru	Rec				
Gano	0	0	0	17/17	29/33	0	104
Barkley	4	2	2	0	0	0	24
Booker	3	2	1	0	0	0	18
Engram	3	0	3	0	0	0	18
D.Jones	2	2	0	0	0	0	16
Penny	2	1	1	0	0	0	14
Slayton	2	0	2	0	0	0	12
Rudolph	1	0	1	0	0	0	8

### 2021 INDIVIDUAL STATISTICS

PASSING	Att	Cmp	Yds	Cmp%	Yds/Att	TD	TD%	Int	Int%	LG	Sk/Lost	Rtng
D.Jones	361	232	2428	64.3	6.73	10	2.8	7	1.9	54t	22/160	84.8
Glennon	167	90	790	53.9	4.73	4	2.4	10	6.0	60	9/68	49.7
Fromm	60	27	210	45.0	3.50	1	1.7	3	5.0	36	6/33	38.9
Toney	3	1	19	33.3	6.33	0	0.0	0	0.0	19	1/6	56.3
Dixon	1	0	0	0.0	0.00	0	0.0	0	0.0	---	0/0	39.6
Pettis	1	1	16	100.0	16.00	0	0.0	0	0.0	16	0/0	118.8
Team	593	351	3463	59.2	5.84	15	2.5	20	3.4	60	38/267	70.1
Opponents	611	402	4044	65.8	6.62	27	4.4	15	2.5	59t	34/205	89.0

	No.	Yds	Avg	LG	TD
Glennon	1	0	0	0	6
X.McKinney	1	0	0	1	0
Myarick	1	0	1	0	0
Pettis	1	0	1	0	0
Ross	1	0	1	0	0
Shepard	1	0	1	0	0
Thomas	1	0	1	0	0
Team	24	8	15	1	17/17
Opponents	45	15	27	3	42/44

2-Pt Conv: D.Jones 2, Penny, Rudolph. Team 4-5. Opponents 0-1.

INTERCEPTIONS	No.	Yds	Avg	LG	TD
X.McKinney	5	64	12.8	41t	1
Bradberry	4	19	4.8	14	0
Crowder	2	26	13.0	17	0
Holmes	1	15	15.0	15	0
A.Jackson	1	10	10.0	10	0
Carter	1	1	1.0	1	0
Love	1	0	0.0	0	0
Team	15	135	9.0	41t	1
Opponents	20	267	13.4	45t	3

RUSHING	No.	Yds	Avg	LG	TD
Barkley	162	593	3.7	41	2
Booker	145	593	4.1	31	2
D.Jones	62	298	4.8	46	2
Penny	24	99	4.1	12	1
Fromm	8	65	8.1	27	0
Glennon	7	33	4.7	13	1
Ross	1	16	16.0	16	0
Board	1	6	6.0	6	0
Toney	3	6	2.0	7	0
Brightwell	1	4	4.0	4	0
Cooper	1	3	3.0	3	0
Bachman	1	-3	-3.0	-3	0
Engram	1	-3	-3.0	-3	0
Shepard	1	-9	-9.0	-9	0
Slayton	1	-13	-13.0	-13	0
Team	419	1688	4.0	46	8
Opponents	492	2193	4.5	70t	15

PUNTING	No.	Yds	Avg	Net TB	In20	LG	B
Dixon	74	3283	44.4	39.5	6	24	63
Team	74	3283	44.4	39.5	6	24	63
Opponents	67	2912	43.5	39.0	5	28	65

PUNT RETURNS	Ret	FC	Yds	Avg	LG	TD
Cooper	11	10	90	8.2	17	0
Peppers	9	3	58	6.4	19	0
Board	2	5	33	16.5	26	0
Pettis	2	1	0	0.0	0	0
Bachman	1	1	16	16.0	16	0
Toney	1	1	0	0.0	0	0
Team	26	21	197	7.6	26	0
Opponents	28	15	237	8.5	39	0

RECEIVING	No.	Yds	Avg	LG	TD
Engram	46	408	8.9	30t	3
Barkley	41	263	6.4	54t	2
Booker	40	268	6.7	41	1
Toney	39	420	10.8	38	0
Golladay	37	521	14.1	36	0
Shepard	36	366	10.2	37t	1
Slayton	26	339	13.0	42	2
Rudolph	26	257	9.9	60	1
Ross	11	224	20.4	52t	1
C.Johnson	11	105	9.5	16	0
Pettis	10	87	8.7	27	1
Penny	9	30	3.3	16	1
Board	4	51	12.8	38	0
Cooper	4	33	8.3	15	0
K.Smith	3	33	11.0	21	0
Myarick	3	17	5.7	10	1
Sills	2	17	8.5	12	0
D.Jones	1	16	16.0	16	0
Brightwell	1	6	6.0	6	0
Thomas	1	2	2.0	2t	1
Team	351	3463	9.9	60	15
Opponents	402	4044	10.1	59t	27

KICKOFF RETURNS	No.	Yds	Avg	LG	TD
Cooper	12	207	17.3	26	0
Board	11	273	24.8	38	0
Holmes	5	97	19.4	23	0
Bachman	4	94	23.5	27	0
Ross	1	12	12.0	12	0
Team	33	683	20.7	38	0
Opponents	37	659	17.8	32	0

FIELD GOALS	1-19	20-29	30-39	40-49	50+
Gano	0/0	5/5	12/13	5/5	7/10
Team	0/0	5/5	12/13	5/5	7/10
Opponents	0/0	12/13	12/12	10/11	0/2

SACKS	No.
Ojulari	8.0
L.Williams	6.5
Carter	5.0
A.Johnson	3.5
Lawrence	2.5
Roche	2.5
Crossen	1.0
R.Johnson	1.0
Peppers	1.0
Ryan	1.0
J.Smith	1.0
Love	0.5
Shelton	0.5
Team	34.0
Opponents	38.0

## NEW YORK GIANTS

## 2022 COACHING STAFF

**Bryan Daboll, Head Coach**

Daboll was named Giants' Head Coach on Jan. 29, 2022. Daboll joined the Bills in 2018 as coordinator under coach Sean McDermott. The previous year, he helped lead the University of Alabama to its 17th national championship as the Crimson Tide's offensive coordinator and quarterbacks coach. In 2020, Daboll was voted the Associated Press NFL Assistant Coach of the Year after the Bills finished 13-3 and ended the Patriots' streak of 11 consecutive division titles. Daboll has 20 years of NFL coaching experience. He spent 11 seasons with the New England Patriots (2000-06, 2013-16) in a variety of roles and helped the franchise win five Super Bowls (XXXVI, XXXVIII, XXXIX, XLIX and LI). Daboll began his coaching career at age 24 in 2000 — Bill Belichick's first year with the team — as a defensive coaching assistant. He was promoted to wide receivers coach in 2002. Daboll left the Patriots to become the Jets' quarterbacks coach from 2007-08. He has been an offensive coordinator for the Cleveland Browns (2009-10), Miami Dolphins (2011) and Kansas City Chiefs (2012). Prior to entering the NFL, Daboll spent one year (1997) as a volunteer assistant at the College of William & Mary, where he first met McDermott, before serving two seasons (1998-99) as a graduate assistant for Nick Saban at Michigan State.

**Background:** Played safety at Rochester from 1995-97. No pro playing experience. College coach: William & Mary 1997, Michigan State 1998-99, Alabama 2017. Pro coach: New England Patriots 2000-06 and 2013-16, New York Jets 2007-08, Cleveland Browns 2009-10, Miami Dolphins 2011, Kansas City Chiefs 2012, Buffalo Bills 2018-2021.

**Personal:** Born April 14, 1975, in Welland, Ontario, Canada.

**ASSISTANT COACHES**

**Angela Baker**, minority coaching fellow/offensive quality control: born Nov. 19, 1992, Olean, N.Y. Attended Slippery Rock. No college playing experience. Pro quarterback/wide receiver/safety Pittsburgh Passion (WFA) 2012-20. College coach: Redlands 2021. Pro coach: Joined Giants in 2022.

**Andy Bischoff**, tight ends: born Dec. 8, 1970, Fargo, N.D. Center South Dakota 1990-94. No pro playing experience. Pro coach: Montreal Alouettes (CFL) 2008-12, Chicago Bears 2013-14, Baltimore Ravens 2015-20, Houston Texans 2021. Joined Giants in 2022.

**Anthony Blevins**, assistant special teams: born July 23, 1976, Birmingham, Ala. Cornerback Alabama-Birmingham 1996-98. Pro cornerback Birmingham Steeldogs (AFL2) 2000, Birmingham Thunderbolts (XFL) 2000-01. College coach: Tennessee-Martin 2008, Tennessee State 2009-11, Alabama-Birmingham 2012. Pro coach: Arizona Cardinals 2013-17. Joined Giants in 2018.

**Bryan Cox**, assistant defensive line: born Feb. 17, 1968, East St. Louis, Ill. Linebacker Western Illinois 1986-91. Pro linebacker Miami Dolphins 1991-95, Chicago Bears 1996-97, New York Jets 1998-2000, New England Patriots 2001, New Orleans Saints 2002. No college coaching experience. Pro coach: New York Jets 2006-08, Cleveland Browns 2009-10, Miami Dolphins 2011, Tampa Bay Buccaneers 2012-13, Atlanta Falcons 2014-16. Joined Giants in 2022.

**John Egorugwu**, inside Linebackers: born May 21, 1986, Kansas City, Mo. Linebacker William Jewell 2004-07. No pro playing experience. College coach: William Jewell 2010-11, Missouri 2012-14, Vanderbilt 2021. Pro coach: Baltimore Ravens 2015-16, Buffalo Bills 2017-20. Joined Giants in 2022.

**Mike Groh**, wide receivers: born Dec. 19, 1971, Charlottesville, Va. Quarterback Virginia 1991-95. Pro quarterback Rhein Fire (WLAFL) 1997. College coach: Virginia 2001-08, Alabama 2009 and 2011-12, Louisville 2010. Pro coach: New York Jets 2000, Chicago Bears 2013-15, Los Angeles Rams 2016, Philadelphia Eagles 2017-19, Indianapolis Colts 2020-21. Joined Giants in 2022.

**Jerome Henderson**, defensive backs: born Aug. 8, 1969, Portsmouth, Va. Defensive back Clemson 1987-90. Pro cornerback New England Patriots 1991-92 and 1996, Buffalo Bills 1993-94, Philadelphia Eagles 1995, New York Jets 1997-98. Pro coach: New York Jets 2007-08, Cleveland Browns 2009-11, Dallas Cowboys 2012-15, Atlanta Falcons 2016-19. Joined Giants in 2020.

**Bobby Johnson**, offensive line: born Feb. 28, 1973, Akron, Ohio. Tackle Miami (Ohio) 1991-94. No pro playing experience. College coach: Akron 1995-98, Miami (Ohio) 1999-2004, Indiana 2005-09. Pro coach: Buffalo Bills 2010-11, Jacksonville Jaguars 2012, Detroit Lions 2013-14, Oakland Raiders 2015-17, Indianapolis Colts 2018, Buffalo Bills 2019-21. Joined Giants in 2022.

**Christian Jones**, offensive assistant: born Sept. 21, 1993, Houston Texas. Wide receiver Northwestern 2011-16. No pro playing experience. College coach: Northwestern 2017, Texas 2018. Pro coach: Minnesota Vikings 2019-21. Joined Giants in 2022.

**Mike Kafka**, offensive coordinator: born July 25, 1987, Chicago, Ill. Quarterback Northwestern 2006-09. Pro quarterback Philadelphia Eagles 2010-12, New England Patriots 2013, Tampa Bay Buccaneers 2014, Minnesota Vikings 2015. College coach: Northwestern 2016. Pro coach: Kansas City Chiefs 2017-21. Joined Giants in 2022.

**Cade Knox**, offensive assistant/game manager: born Nov. 14, 1997, Chandler, Ariz. Quarterback/wide receiver Harvard 2016-20. No pro playing

experience. No college coaching experience. Pro coach: Joined Giants in 2022.

**Don Martindale**, defensive coordinator: born May 19, 1963, Dayton, Ohio. Linebacker Defiance 1981-84. No pro playing experience. College coach: Defiance 1986-87, Notre Dame 1994-95, Cincinnati 1996-98, Western Illinois 1999, Western Kentucky 2001-03. Pro coach: Oakland Raiders 2004-08, Denver Broncos 2009-10, Baltimore Ravens 2012-21. Joined Giants in 2022.

**Thomas McGaughey**, special teams coordinator: born May 8, 1973, Chicago, Ill. Safety Houston 1991-95. Pro safety Barcelona Dragons (NFL) 1997. College coach: Houston 1997 and 2003-04, LSU 2011-13. Pro coach: Kansas City Chiefs 2002, Denver Broncos 2005-06, New York Giants 2007-10, New York Jets 2014, San Francisco 49ers 2015, Carolina Panthers 2016-17. Rejoined Giants in 2018.

**Andre Patterson**, defensive line: born June 12, 1960, Camden, Ark. Offensive lineman Contra Costa (Calif.) C.C. 1980 and Montana 1981. No pro playing experience. College coach: Montana 1982, Weber State 1988, Western Washington 1989, Cornell 1990-91, Washington State 1992-93, Cal Poly 1994-96, Nevada-Las Vegas 2008-09, Texas-El Paso 2010-12, Florida International 2013. Pro coach: New England Patriots 1997, Minnesota Vikings 1998-99, Dallas Cowboys 2000-02, Cleveland Browns 2003-04, Denver Broncos 2005-06, Minnesota Vikings in 2014-21. Joined Giants in 2022.

**DeAndre Smith**, running backs: born Nov. 5, 1968, St. Louis, Mo. Quarterback Southwest Missouri State 1987-90. Pro quarterback Calgary Stampeders (CFL) 1992. College coach: Indiana State 1999-2000, Northern Illinois 2001-04, Miami (Ohio) 2005-07, New Mexico 2008 and 2012, Nevada-Las Vegas 2009, Illinois 2010-11, Syracuse 2013-15, Purdue 2016, North Carolina 2017, Utah State 2018, Texas Tech 2019-21. Pro coach: Joined Giants in 2022.

**Tony Sparano Jr.**, assistant offensive line: born Oct. 22, 1986, Boston, Mass. Defensive end Albany 2006-09. No pro playing experience. No college coaching experience. Pro coach: Hartford Colonials (UFL) 2010, Miami Dolphins 2011, New York Jets 2012-13, Buffalo Bills 2015-16, Jacksonville Jaguars 2017-20, Carolina Panthers 2021. Joined Giants in 2022.

**Shea Tierney**, quarterbacks: born Oct. 19, 1986, Philadelphia, Pa. Attended North Carolina State. No college or pro playing experience. College coach: North Carolina State 2010-12, Alabama 2016-17. Pro coach: Philadelphia Eagles 2013-15, Buffalo Bills 2018-21. Joined Giants in 2022.

## NEW YORK GIANTS

**Michael Treier**, assistant defensive backs; born May 9, 1990, Lancaster, Pa. Attended Marshall. No college or pro playing experience. College coach: Marshall 2013-15 and 2017-19, Tennessee-Martin 2016. Pro coach: Joined Giants in 2020.

**Drew Wilkins**, outside linebackers; born Aug. 20, 1987, Doylestown, Pa. Attended Maryland. No college or pro playing experience. Pro coach: Baltimore Ravens 2010-21. Joined Giants in 2022.

**Kevin Wilkins**, defensive assistant; born Oct. 29, 1991, Doylestown Pa. No college or pro playing experience. College coach: South Carolina 2010-14. Pro coach: Baltimore Ravens 2015-21. Joined Giants in 2022.

**Nick Williams**, quality control/special teams; born Jan. 9, 1991, Detroit, Mich. Wide receiver Alabama 2008-11. No pro playing experience. College coach: Alabama 2012, Valdosta State 2013, Jacksonville State 2014-16, Southern Illinois 2017-19. Pro coach: Joined Giants in 2020.

**Laura Young**, director of coaching operations; born May 2, 1971, Englewood, Colo. No college or pro playing experience. Pro experience: Baltimore Ravens 2004-09, New York Jets 2009-15, Buffalo Bills 2015-21. Joined Giants in 2022.

### RECORD HOLDERS

#### INDIVIDUAL RECORDS—CAREER

Rushing (Yds.)	Tiki Barber, 1997-2006	10,449
Passing (Yds.)	Eli Manning, 2004-19	57,023
Passing (TDs)	Eli Manning, 2004-19	366
Receiving (No.)	Amani Toomer, 1996-2008	668
Receiving (Yds.)	Amani Toomer, 1996-2008	9,497
Interceptions	Emlen Tunnell, 1948-58	74
Punting (Avg.)	Steve Weatherford, 2011-14	46.3
Punt Return (Avg.)	Ward Cuff, 1941-45	12.1
Kickoff Return (Avg.)	Rocky Thompson, 1971-73	27.2
Field Goals	Pete Gogolak, 1966-74	126
Touchdowns (Tot.)	Frank Gifford, 1952-64	78
Points	Pete Gogolak, 1966-74	646
*Sacks	Michael Strahan, 1993-2007	141.5

#### INDIVIDUAL RECORDS—SINGLE SEASON

Rushing (Yds.)	Tiki Barber, 2005	1,860
Passing (Yds.)	Eli Manning, 2011	4,933
Passing (TDs)	Y.A. Tittle, 1963	36
Receiving (No.)	Steve Smith, 2009	107
Receiving (Yds.)	Victor Cruz, 2011	1,536
Interceptions	Otto Schnellbacher, 1951	11
	Jim Patton, 1958	11
Punting (Avg.)	Steve Weatherford, 2012	47.5
Punt Return (Avg.)	Merle Hapes, 1942	15.5
Kickoff Return (Avg.)	John Salscheider, 1949	31.6
Field Goals	Ali Haji-Sheikh, 1983	35
	Jay Feely, 2005	35
	John Carney, 2008	35
Touchdowns (Tot.)	Joe Morris, 1985	21
Points	Jay Feely, 2005	148
*Sacks	Michael Strahan, 2001	22.5

#### INDIVIDUAL RECORDS—SINGLE GAME

Rushing (Yds.)	Tiki Barber, 12-30-06	234
Passing (Yds.)	Phil Simms, 10-13-85	513
Passing (TDs)	Y.A. Tittle, 10-28-62	**7
Receiving (No.)	Saquon Barkley, 9-16-18	14
Receiving (Yds.)	Del Shofner, 10-28-62	269
Interceptions	Many times	3
	Last time by Terry Kinard, 9-20-87	
Field Goals	Joe Danelo, 10-18-81	6
Touchdowns (Tot.)	Ron Johnson, 10-2-72	4
	Earnest Gray, 9-7-80	4
	Rodney Hampton, 9-24-95	4
Points	Ron Johnson, 10-2-72	24
	Earnest Gray, 9-7-80	24
	Rodney Hampton, 9-24-95	24
*Sacks	Osi Umenyiora, 9-30-07	6.0

\*Sacks became an official statistic in 1982  
 \*\*NFL Record  
 +Tied for NFL Record

## NEW YORK GIANTS

## 2022 VETERAN ROSTER

No.	Name	Pos.	Ht.	Wt.	Birthdate	NFL Exp.	College	Hometown	How Acq.	'21 Games/ Starts
88	Akins, Jordan	TE	6-4	250	4/19/1992	5	Central Florida	Locust Grove, Ga.	FA-'22	13/3*
26	Barkley, Saquon	RB	6-0	232	2/7/1997	5	Penn State	Coplay, Pa.	D1-18	13/13
24	Black, Henry	S	6-0	204	1/3/1997	3	Baylor	Shreveport, La.	FA-'22	17/0*
18	Board, C.J.	WR	6-1	181	12/12/1993	4	Chattanooga	Clarksville, Tenn.	W(Jac)-20	6/1
68	Bredeson, Ben	G	6-5	315	2/20/1998	3	Michigan	Hartland, Wis.	T(Bal)-21	8/1
31	Breida, Matt	RB	5-10	195	2/28/1995	6	Georgia Southern	Brooksville, Fla.	FA-'22	9/0*
23	Brightwell, Gary	RB	6-1	218	2/28/1998	2	Arizona	Chester, Pa.	D6-21	13/0
47	Brown, Cam	LB	6-5	233	4/1/1998	3	Penn State	Burtonsville, Md.	D6-20	12/0
35	Brunson, TJ	LB	6-1	230	12/3/1997	3	South Carolina	Columbia, S.C.	D7-20	0*
27	Canady, Maurice	CB	6-1	193	5/26/1994	6	Virginia	Richmond, Va.	FA-'22	8/0*
52	Coughlin, Carter	LB	6-3	236	7/21/1997	3	Minnesota	Eden Prairie, Minn.	D7-20	7/0
48	Crowder, Tae	LB	6-1	235	3/12/1997	3	Georgia	Hamilton, Ga.	D7-20	17/17
79	Cunningham, Corey	T	6-6	311	5/17/1995	5	Cincinnati	Montevallo, Ala.	FA-21	12/0
31	Dorsey, Khalil	CB	5-11	191	3/31/1998	3	Northern Arizona	Ontario, Calif.	FA-'22	0/0*
77	Douglas, Jamil	OL	6-4	310	2/28/1992	5	Arizona State	Cypress, Calif.	FA-22	4/0*
71	Ellis, Justin	DL	6-2	350	12/17/1990	9	Louisiana Tech	Monroe, La.	FA-22	17/5*
76	Feliciano, Jon	OL	6-4	325	2/19/1992	8	Miami (Fla.)	Miami (Fla.)	FA-22	9/6*
82	Foster, Robert	WR	6-2	194	5/7/1994	4	Alabama	Monaca, Pa.	FA-22	0*
5	Gano, Graham	K	6-2	202	4/9/1987	13	Florida State	Arbroath, Scotland	FA-20	17/0
72	Garcia, Max	OL	6-4	309	11/9/1991	8	Florida	Norcross, Ga.	FA-22	15/11*
65	Gates, Nick	C	6-6	318	11/27/1995	5	Nebraska	Las Vegas, Nev.	FA-18	2/2
17	Gillan, Jamie	P	6-1	207	7/4/1997	4	Arkansas-Pine Bluff	Leonardtown, Md.	FA-22	12/0*
64	Glowinski, Mark	OL	6-4	310	5/3/1992	8	West Virginia	Wilkes-Barre, Pa.	FA-22	16/14*
19	Golladay, Kenny	WR	6-4	213	11/3/1993	6	Northern Illinois	Chicago, Ill.	FA-21	14/14
73	Gono, Matt	T	6-4	305	5/10/1996	4	Wesley College	Liberia (Africa)	FA-22	0*
30	Holmes, Darnay	CB	5-10	195	6/23/1998	3	UCLA	Pasadena, Calif.	D4-20	11/4
91	Holmes, Jalyn	DE	6-5	283	1/25/1996	5	Ohio State	Norfolk, Va.	FA-'22	8/1*
22	Jackson, Adoree'	CB	5-11	185	9/18/1995	6	Southern California	Belleville, Ill.	FA-21	13/12
23	Jacquet III, Michael	CB	6-1	203	1/29/1997	3	Louisiana-Lafayette	Beaumont, Texas	FA-'22	1/0*
80	James, Richie	WR	5-9	185	9/5/1995	5	Middle Tennessee	Sarasota, Fla.	FA-22	0*
15	Johnson, Collin	WR	6-6	220	9/23/1997	3	Texas	Los Angeles, Calif.	W(Jac)-21	12/1
8	Jones, Daniel	QB	6-5	230	5/27/1997	4	Duke	Charlotte, N.C.	D1-19	11/11
58	Kreiter, Casey	LS	6-1	250	8/13/1990	7	Iowa	DeWitt, Iowa	FA-20	17/0
57	Lalos, Niko	LB	6-5	270	6/25/1997	2	Dartmouth	Akron, Ohio	FA-20	0*
97	Lawrence II, Dexter	DL	6-4	342	11/12/1997	4	Clemson	Wake Forest, N.C.	D1-19	16/10
66	Lemieux, Shane	G	6-4	310	5/12/1997	3	Oregon	Yakima, Wash.	D5-20	1/1
20	Love, Julian	S	5-11	195	3/19/1998	4	Notre Dame	Westchester, Ill.	D4-19	17/5
54	Martinez, Blake	LB	6-2	237	1/9/1994	7	Stanford	Tucson, Ariz.	FA-20	3/3
29	McKinney, Xavier	S	6-0	201	8/9/1999	3	Alabama	Rosewell, Ga.	D2-20	17/16
85	Myarick, Chris	TE	6-5	261	10/6/1995	2	Temple	Philadelphia, Pa.	FA-22	8/3
51	Ojulari, Azeez	LB	6-3	240	6/16/2000	2	Georgia	Austell, Ga.	D2-21	17/13
74	Pearl, Matt	T	6-7	318	6/11/1997	3	Connecticut	Kingston, Jamaica	D3-20	15/5
33	Robinson, Aaron	CB	6-1	193	11/10/1997	2	Central Florida	Deerfield Beach, Fla.	D3-21	9/2
95	Roche, Quincy	LB	6-3	245	2/10/1998	2	Miami (Fla.)	Randallstown, Md.	W(PIT)-21	14/3
83	Seals-Jones, Ricky	TE	6-5	243	3/15/1995	6	Texas A&M	Sealy, Texas	FA-22	13/6*
3	Shepard, Sterling	WR	5-10	196	2/10/1993	7	Oklahoma	Oklahoma City, Okla.	D2-16	7/6
84	Sills V, David	WR	6-3	211	5/29/1996	2	West Virginia	Wilmington, Del.	FA-19	4/1
86	Slayton, Darius	WR	6-1	194	1/12/1997	4	Auburn	Norcross, Ga.	D5-19	13/5
94	Smith, Elerson	LB	6-7	245	7/17/1998	2	Northern Iowa	Minneapolis, Minn.	D4-21	8/0
2	Taylor, Tyrod	QB	6-1	217	8/3/1989	12	Virginia Tech	Hampton, Va.	FA-22	6/6*
78	Thomas, Andrew	T	6-5	315	1/22/1999	3	Georgia	Lithonia, Ga.	D1-20	13/13
89	Toney, Kadarius	WR	6-0	193	1/27/1999	2	Florida	Mobile, Ala.	D1-21	10/4
55	Ward, Jihad	LB	6-5	287	5/11/1994	7	Illinois	Philadelphia, Pa.	FA-22	17/1*
12	Webb, Davis	QB	6-5	225	1/22/1995	3	California	Prosper, Texas	FA-22	1/0*
34	Williams, Jarren	CB	5-11	190	7/18/1997	2	Albany	Lewis Center, Ohio	FA-20	6/2
99	Williams, Leonard	DL	6-5	302	6/20/1994	8	Southern California	Daytona Beach, Fla.	T(NYJ)-19	17/17
25	Williams, Rodarius	CB	6-0	195	9/12/1996	2	Oklahoma State	Shreveport, La.	D6-21	5/0
53	Ximines, Oshane	LB	6-4	254	12/7/1996	4	Old Dominion	Queens, N.Y.	D3-19	10/0

\* Akins played 13 games with Houston; Black played 17 games with Green Bay; Breida played nine games with Buffalo; Brunson missed '21 season because of injury; Canady played eight games with Dallas; Dorsey missed '21 season because of injury; Douglas played four games with Buffalo; Ellis played 17 games with Baltimore; Feliciano played nine games with Buffalo; Foster last active with Washington in '20; Garcia played 15 games with Arizona; Gillan played 12 games with Cleveland; Glowinski played 16 games with Indianapolis; Gono missed '21 season because of injury; J.Holmes played eight games with New Orleans; Jacquet played one game with Jacksonville; James missed '21 season because of injury; Lalos last active with New York Giants in '20; Seals-Jones played 13 games with Washington; Taylor played six games with Houston; Ward played 17 games with Jacksonville; Webb played one game with Buffalo.

## NEW YORK GIANTS

Players lost through unrestricted free agency (six): LB Lorenzo Carter (ATL, 14 games in '21); DB Keion Crossen (MIA, 16); TE Evan Engram (JAC, 15); G Will Hernandez (ARI, 17); DL Austin Johnson (LAC, 17); S Jabrill Peppers (NE, six).

Also played with Giants in '21—RB Devontae Booker (16 games); CB James Bradberry (17); P Riley Dixon (17); DB Nate Ebner (six); QB Jake Fromm (three); FB Cullen Gillaspia (15); QB Mike Glennon (six); LB Benardrick McKinney (11); DB Steven Parker (nine); FB Eli Penny (17); WR Dante Pettis (three); OL Billy Price (16); LB Reggie Ragland (17); DB J.R. Reed (eight); WR John Ross (10); TE Kyle Rudolph (16); DB Logan Ryan (15); DL Danny Shelton (13); TE Kaden Smith (nine); OL Matt Skura (14); LB Jaylon Smith (four); T Nate Solder (16)

### FIRST-YEAR ROSTER

Name	Pos.	Ht.	Wt.	Birthdate	College	Hometown	How Acq.
Allen, Austin	TE	6-8	253	11/10/1998	Nebraska	Aurora, Neb.	FA
Anderson, Ryder	DE	6-6	276	10/15/1998	Indiana	Katy, Texas	FA
Bachman, Alex (1)	WR	6-0	190	5/29/1996	Wake Forest	Westlake Village, Calif.	FA-20
Beavers, Darrian	LB	6-4	255	7/5/1999	Cincinnati	Cincinnati, Ohio	D6
Bellinger, Daniel	TE	6-6	255	9/22/2000	San Diego State	Las Vegas, Nev.	D4
Belfon, Dane	S	6-1	190	12/7/2000	Iowa	Tampa, Fla.	D4
Corbin, Jashaun	RB	5-11	203	8/20/2000	Florida State	Rockledge, Fla.	FA
Corker, Yusuf	S	6-0	199	12/26/1998	Kentucky	McDonough, Ga.	FA
Davidson, D.J.	DL	6-5	325	12/16/1999	Arizona State	Mesa, Ariz.	D5
Ellis, Jabari	DL	6-2	278	2/10/1998	South Carolina	Vance, S.C.	FA
Evans, Darren	CB	6-2	179	2/21/1998	LSU	Baton Rouge, La.	FA
Ezeudu, Joshua	OL	6-4	320	9/19/1999	North Carolina	Lawrenceville, Ga.	D3
Flott, Cor'Dale	CB	6-2	165	8/24/1999	LSU	Saraland, Ala.	D3
Fox, Tomon	OLB	6-2	253	3/16/1998	North Carolina	Lawrenceville, Ga.	FA
Gilbert, Zyon	CB	6-0	193	2/4/1999	Florida Atlantic	Montgomery, Ala.	FA
Hall, Jeremiah	FB	6-2	239	11/6/1998	Oklahoma	Charlotte, N.C.	FA
Hamilton, Devery (1)	OL	6-6	311	4/19/1998	Duke	Ellicott City, Md.	FA-21
Hilliard, Justin (1)	LB	6-1	231	3/25/1997	Ohio State	Cincinnati, Ohio	W(SF)-21
Hinton, Christopher	DL	6-4	305	9/14/2000	Michigan	Johns Creek, Ga.	FA
Mbaeteka, Roy	T	6-9	320	2/13/2000	(none)	Benin City, Edo State, Nigeria	FA-22
McFadden, Micah	LB	6-2	232	1/3/2000	Indiana	Tampa, Fla.	D5
McKethan, Marcus	OL	6-7	335	5/19/2000	North Carolina	Barnwell, S.C.	D5
Miller, Andre	TE	6-3	224	4/18/1998	Maine	Old Town, Maine	FA
Moa, David (1)	DL	6-3	296	6/14/1996	Boise State	San Diego, Calif.	FA-20
Neal, Evan	OL	6-7	350	9/19/2000	Alabama	Okeechobee, Fla.	D1
Platzgummer, Sandro (1)	RB	6-0	198	3/10/1997	(none)	Innsbruck, Austria	NFL IPPP
Proehl, Austin (1)	WR	5-10	175	10/11/1995	North Carolina	Charlotte, N.C.	FA
Rivas, Josh	OL	6-5	330	4/12/1999	Kansas State	Hutchinson, Kan.	FA
Robinson, Wan'Dale	WR	5-11	185	1/5/2001	Wake Forest	Westlake Village, Calif.	D2
Thibodeaux, Kayvon	LB	6-5	258	12/15/2000	Cincinnati	Cincinnati, Ohio	D1
Thompson, Trenton	S	6-1	196	12/18/1997	San Diego State	Palm Springs, Calif.	FA
Toivonen, Travis (1)	WR	6-4	212	4/22/1998	San Diego State	Las Vegas, Nev.	FA-21
Williams, Antonio (1)	RB	5-11	215	10/22/1997	Iowa	Tampa, Fla.	FA

The term NFL Rookie is defined as a player who is in his first season of professional football and has not been on the roster of another professional football team for any regular-season or postseason games. A Rookie is designated by an "R" on NFL rosters. Players who have been active in another professional football league or players who have NFL experience, including either preseason training camp or being on an Active List or Inactive List, or on Reserve/Injured or Reserve/Physically Unable to Perform for fewer than six regular-season games, are termed NFL First-Year Players. An NFL First-Year Player is designated by a "1" on NFL rosters. Thereafter, a player is credited with an additional year of experience for each season in which he accumulates six games on the Active List or Inactive List, or on Reserve/Injured or Reserve/Physically Unable to Perform.

Log on to [www.giants.com](http://www.giants.com) for an up-to-date roster.

# PHILADELPHIA EAGLES



National Football Conference  
East Division

**NovaCare Complex**  
One NovaCare Way  
Philadelphia, PA 19145  
Telephone: (215) 463-2500

**Team Colors:** Midnight Green, Silver, Black  
and White

## 2022 SCHEDULE

### PRESEASON

Aug. 12 **N.Y. Jets** .....7:30 PM  
Aug. 21 at **Cleveland** .....1:00 PM  
Aug. 27 at **Miami** .....7:00 PM

### REGULAR SEASON

Sept. 11 at **Detroit** .....1:00 PM  
Sept. 19 **Minnesota (Mon)** .....8:30 PM  
Sept. 25 at **Washington** .....1:00 PM  
Oct. 2 **Jacksonville** .....1:00 PM  
Oct. 9 at **Arizona** .....4:25 PM  
Oct. 16 **Dallas** .....8:20 PM  
BYE  
Oct. 30 **Pittsburgh** .....1:00 PM  
Nov. 3 at **Houston** .....8:15 PM  
Nov. 14 **Washington (Mon)** .....8:15 PM  
Nov. 20 at **Indianapolis** .....1:00 PM  
Nov. 27 **Green Bay** .....8:20 PM  
Dec. 4 **Tennessee** .....1:00 PM  
Dec. 11 at **N.Y. Giants** .....1:00 PM  
Dec. 18 at **Chicago** .....1:00 PM  
Dec. 24 at **Dallas (Sat)** .....4:25 PM  
Jan. 1 **New Orleans** .....1:00 PM  
Jan. 7/8 **N.Y. Giants** .....TBD

*\*All times ET. Sunday night games in  
Weeks 5-15 and 17 subject to change*

**Stadium:** Lincoln Financial Field  
One Lincoln Financial Field Way  
Philadelphia, PA 19148

**Opened:** 2003  
**Capacity:** 69,879  
**Playing Surface:** Natural Grass

### Training Camp:

NovaCare Complex  
One NovaCare Way  
Philadelphia, PA 19145

## CLUB OFFICIALS

Chairman and Chief Executive Officer:  
Jeffrey Lurie  
President: Don Smolenski  
Exec. VP/General Manager: Howie Roseman  
Assistant General Manager: Jon Ferrari  
Assistant General Manager: Alec Halaby  
Sr. Advisor to the General Manager/  
Chief Security Officer: Dom DiSandro  
Sr. VP & Chief of Staff to the Office of the  
Chairman/CEO: Tina D'Orazio  
Sr. VP, General Counsel: Aileen Dagrosa  
Sr. VP, Chief Financial Officer: Frank Gumienny  
Sr. VP, Media & Marketing: Jen Kavanagh  
Sr. VP, Communications: Bob Lange  
Sr. VP, Operations: Jason Miller  
VP of Software Innovation: Anthony Cozzi  
VP of Equipment Operations: Greg Delimitros  
VP of Football Technology: Patrick Dolan  
VP of Football Transactions and Strategic  
Planning: Bryce Johnston  
VP of Football Administration: Jake Rosenberg  
VP of Sports Medicine/Head Athletic Trainer:  
Tom Hunkele  
VP of Player Performance: Ted Rath  
VP of Financial Operations: Greg McDonald  
VP of Financial Reporting: Tony Orazi  
VP of Human Resources: Kristie Pappal  
VP, Deputy General Counsel: Marla Axelrod  
VP of Content & Production: Eric Long  
VP of Business Data & Analytics: Tanmay Patel  
VP of Football Communications:  
Brett Strohsacker  
VP of Community Relations: Julie Hirshey  
VP of Information Technology: John Pavling  
VP of Marketing: Brian Papsen  
VP of Premium Development & Services:  
Greg DeLuca  
VP of Corporate Partner Activation: Tracy Foster  
VP of Corporate Partnerships: Brian Napoli  
VP of Premium Sales: Mat Warner  
VP of Facilities Operations: Ryan Hummel  
VP of Ticket & Fan Services: Laini DeLawter  
VP of Grounds: Tony Leonard  
Sr. Personnel Director/Advisor to the  
General Manager: Dave Caldwell  
Sr. Personnel Director/Advisor to the  
General Manager: Matt Russell  
Sr. Director of Player Engagement:  
Paul Lancaster  
Sr. Director of College Scouting: Anthony Patch  
Director, Office of the Chairman/CEO:  
Lee Ann Hartley  
Director of Player Development: Connor Barwin  
Director of Video Operations: Kevin Dougherty  
Director of Football Analytics: James Gilman  
Director of Team Travel & Football Logistics:  
Dan Ryan  
Director of Football Operations: Jeff Scott  
Football Operations Director: Katie David  
Director of College Scouting: Alan Wolking  
Director of Performance Nutrition/Assistant  
Strength & Conditioning Coach: Mike Minnis  
Director of Human Resources: Erik Rausch  
Director of Production: Stacy Kelleher  
Director of Corporate Communications:  
Anthony Bonagura  
Director of Information Security & Network  
Infrastructure: Bill Mizell  
Creative Director: Sean Flanagan  
Director of Marketing: Poorya Nayerahmadi  
Director of Entertainment Groups: Barbara Zaun  
Director of Corporate Partner Activation:  
Maura Strohsacker  
Director of Facilities: Tom Brennan  
Director of Facilities Security: JP Hayslip  
Director of Ticketing: Kevin Sorli  
Director of Fan Experience & Sustainability:  
Norman Vosschulte  
Director of Merchandise: Emily McNichol  
Director of Event Operations:  
Chris Sharkoski  
Executive Director, Eagles Autism  
Foundation: Ryan Hammond  
Director of Development, Eagles Autism  
Foundation: Neva Graham-Kelly

## COACHING HISTORY (617-647-26)

*Records include postseason games*

1933-35	Lud Wray.....	9-21-1
1936-40	Bert Bell.....	10-44-2
1941-50	Earle (Greasy) Neale*.....	61-40-4
1951	Alvin (Bo) McMillin**.....	2-0-0
1951	Wayne Millner.....	2-8-0
1952-55	Jim Trimble.....	25-20-3
1956-57	Hugh Devore.....	7-16-1
1958-60	Lawrence (Buck) Shaw.....	20-16-1
1961-63	Nick Skorich.....	15-24-3
1964-68	Joe Kuharich.....	28-41-1
1969-71	Jerry Williams***.....	7-22-2
1971-72	Ed Khayat.....	8-15-2
1973-75	Mike McCormack.....	16-25-1
1976-82	Dick Vermeil.....	57-51-0
1983-85	Marion Campbell***.....	17-29-1
1985	Fred Bruney.....	1-0-0
1986-90	Buddy Ryan.....	43-38-1
1991-94	Rich Kotite.....	37-29-0
1995-98	Ray Rhodes.....	30-36-1
1999-2012	Andy Reid.....	140-102-1
2013-15	Chip Kelly#.....	26-22-0
2015	Pat Shurmur.....	1-0-0
2016-20	Doug Pederson.....	46-39-1
2021-	Nick Sirianni.....	9-9-0

\* Co-coach with Walt Kiesling in Philadelphia-Pittsburgh merger in 1943

\*\* Retired after two games in 1951

\*\*\* Released after three games in 1971

\*\*\*\* Released after 15 games in 1985

# Released after 15 games in 2015

## PAID ATTENDANCE, 2021

Home 539,118      Away 580,938

Total 1,120,056

Single-game home record,  
72,111 (11/1/81)

Single-season home record,  
557,325 (1980)

## 2022 DRAFT CHOICES

Rd	Name	Pos	College
1	Jordan Davis	DT	Georgia
2	Cam Jurgens	C	Nebraska
3	Nakobe Dean	LB	Georgia
6	Kyron Johnson	LB	Kansas
6	Grant Calcaterra	TE	SMU

# PHILADELPHIA EAGLES

## 2021 TEAM RECORD

### REGULAR SEASON (9-8)

Date	Opponent	Result
Sept. 12	at Atlanta	W 32-6
Sept. 19	SAN FRANCISCO	L 11-17
Sept. 27	at Dallas	L 21-41
Oct. 3	KANSAS CITY	L 30-42
Oct. 10	at Carolina	W 21-18
Oct. 14	TAMPA BAY	L 22-28
Oct. 24	at Las Vegas	L 22-33
Oct. 31	at Detroit	W 44-6
Nov. 7	L.A. CHARGERS	L 24-27
Nov. 14	at Denver	W 30-13
Nov. 21	NEW ORLEANS	W 40-29
Nov. 28	at N.Y. Giants	L 7-13
Dec. 5	at N.Y. Jets	W 33-18
Dec. 21	WASHINGTON	W 27-17
Dec. 26	N.Y. GIANTS	W 34-10
Jan. 2	at Washington	W 20-16
Jan. 8	DALLAS	L 26-51

### POSTSEASON (0-1)

Jan. 16	at Tampa Bay	L 15-31
---------	--------------	---------

### SCORE BY PERIODS

Team	89	104	112	139	0	—	444
Opponents	100	111	53	121	0	—	385

## 2021 TEAM STATISTICS

	Team	Opp.
Total First Downs	352	358
Rushing	163	115
Passing	167	208
Penalty	22	35
3rd Down: Made/Att	101/221	93/217
3rd Down Pct.	45.7	42.9
4th Down: Made/Att	11/24	14/29
4th Down Pct.	45.8	48.3
Possession Avg.	29:55	30:05
Total Net Yards	6119	5590
Avg. Per Game	359.9	328.8
Total Plays	1075	1076
Avg. Per Play	5.7	5.2
Net Yards Rushing	2715	1834
Avg. Per Game	159.7	107.9
Total Rushes	550	458
Net Yards Passing	3404	3756
Avg. Per Game	200.2	220.9
Sacked/Yards Lost	31/181	29/220
Gross Yards	3585	3976
Att./Completions	494/307	589/409
Completion Pct.	62.1	69.4
Had Intercepted	10	12
Punts/Average	55/43.9	63/43.6
Net Punting Avg.	55/38.7	63/39.1
Penalties/Yards	107/842	92/824
Fumbles/Ball Lost	22/6	17/4
Touchdowns	50	47
Rushing	25	18
Passing	20	28
Returns	5	1

## 2021 INDIVIDUAL STATISTICS

PASSING	Att	Cmp	Yds	Cmp%	Yds/Att	TD	Int	Int%	LG	Sk/Lost	Rtng	
Hurts	432	265	3144	61.3	7.28	16	3.7	9	2.1	91	26/150	87.2
Minshew	60	41	439	68.3	7.32	4	6.7	1	1.7	36†	5/31	104.8
Ward	2	1	2	50.0	1.00	0	0.0	0	0.0	2	0/0	56.3
Team	494	307	3585	62.1	7.26	20	4.0	10	2.0	91	31/181	89.2
Opponents	589	409	3976	69.4	6.75	28	4.8	12	2.0	64	29/220	95.4

### TD TD TD

SCORING	Tot	Ru	Rec	Rt	PAT	FG	Saf	Pts
Elliott	0	0	0	0	44/44	30/33	0	134
Hurts	10	10	0	0	0	0	0	60
B.Scott	7	7	0	0	0	0	0	42
Gainwell	6	5	1	0	0	0	0	38
Smith	5	0	5	0	0	0	0	32
Goedert	4	0	4	0	0	0	0	26
Howard	3	3	0	0	0	0	0	18
Slay	3	0	0	3	0	0	0	18
Ward	3	0	3	0	0	0	0	18
Ertz	2	0	2	0	0	0	0	12
Reagar	2	0	2	0	0	0	0	12
Watkins	1	0	1	0	0	0	0	8
Cox	1	0	0	1	0	0	0	6
Ty.Jackson	1	0	1	0	0	0	0	6
L.Johnson	1	0	1	0	0	0	0	6
Singleton	1	0	0	1	0	0	0	6
Sanders	0	0	0	0	0	0	0	2
Team	50	25	20	5	44/44	30/33	0	444
Opponents	47	18	28	1	36/43	21/24	1	385

2-Pt Conv: Gainwell, Goedert, Sanders, Smith, Watkins. Team 5-6. Opponents 1-4.

RUSHING	No.	Yds	Avg	LG	TD
Hurts	139	784	5.6	31	10
Sanders	137	754	5.5	38	0
Howard	86	406	4.7	25	3
B.Scott	87	373	4.3	23	7
Gainwell	68	291	4.3	18†	5
Huntley	13	51	3.9	18	0
Reagar	10	32	3.2	12	0
Minshew	9	21	2.3	9	0
Watkins	1	3	3.0	3	0
Team	550	2715	4.9	38	25
Opponents	458	1834	4.0	38	18

RECEIVING	No.	Yds	Avg	LG	TD
Smith	64	916	14.3	46	5
Goedert	56	830	14.8	45	4
Watkins	43	647	15.0	91	1
Reagar	33	299	9.1	34	2
Gainwell	33	253	7.7	19	1
Sanders	26	158	6.1	25	0
Ertz	18	189	10.5	28	2
B.Scott	13	83	6.4	19	0
Ward	7	95	13.6	27	3
Stoll	4	22	5.5	9	0
Ty.Jackson	3	22	7.3	13	1
Arcega-Whiteside	2	36	18.0	23	0
Howard	2	19	9.5	10	0
Rodgers	2	11	5.5	9	0
L.Johnson	1	5	5.0	5†	1
Team	307	3585	11.7	91	20
Opponents	409	3976	9.7	64	28

INTERCEPTIONS	No.	Yds	Avg	LG	TD
Slay	3	76	25.3	51†	1
McLeod	2	24	12.0	24	0
Singleton	1	29	29.0	29†	1
E.Wilson	1	7	7.0	7	0
Nelson	1	4	4.0	4	0
Harris	1	2	2.0	2	0
Edwards	1	1	1.0	1	0
Epps	1	0	0.0	0	0
Maddox	1	-1	-1.0	-1	0
Team	12	142	11.8	51†	2
Opponents	10	107	10.7	59†	1

PUNTING	No.	Yds	Avg	Net	Tb	In20	LG	B
Siposs	55	2416	43.9	38.7	3	17	68	0
Team	55	2416	43.9	38.7	3	17	68	0
Opponents	63	2744	43.6	39.1	2	23	62	1

### PUNT

RETURNS	Ret	FC	Yds	Avg	LG	TD
Reagar	31	15	227	7.3	39	0
Ward	2	1	12	6.0	12	0
Team	33	16	239	7.2	39	0
Opponents	24	12	225	9.4	22	0

### KICKOFF

RETURNS	No.	Yds	Avg	LG	TD
Reagar	12	255	21.3	44	0
Gainwell	8	137	17.1	31	0
Watkins	8	138	17.3	24	0
Huntley	3	84	28.0	35	0
Hightower	1	0	0.0	17	0
B.Scott	1	13	13.0	13	0
Ward	1	3	3.0	3	0
Team	34	630	18.5	44	0
Opponents	34	888	26.1	79	0

### FIELD

GOALS	1-19	20-29	30-39	40-49	50+
Elliott	0/0	7/7	10/10	10/13	3/3
Team	0/0	7/7	10/10	10/13	3/3
Opponents	0/0	8/9	6/6	4/5	3/4

### SACKS

	No.
Hargrave	7.5
Sweat	7.5
Cox	3.5
Barnett	2.0
Ridgeway	2.0
M.Williams	2.0
Avery	1.0
Edwards	1.0
Ta.Jackson	1.0
J.Scott	1.0
Maddox	0.5
Team	29.0
Opponents	31.0



## PHILADELPHIA EAGLES

## 2022 COACHING STAFF

**Nick Sirianni, Head Coach**

**Pro Career:** Nick Sirianni was named head coach of the Philadelphia Eagles on Jan. 24, 2021, after having served as the Indianapolis Colts' offensive coordinator (2018-20). Prior to joining the Colts, Sirianni spent five years as a member of the Los Angeles/San Diego Chargers' (2013-17) coaching staff, including two seasons as wide receivers coach (2016-17), two seasons as quarterbacks coach (2014-15), and one season as an offensive quality control coach (2013). Sirianni broke into the NFL coaching ranks with the Kansas City Chiefs (2009-12), serving as wide receivers coach (2012) and offensive quality control coach (2009-11).

**Background:** Was a three-year starter at wide receiver for Mount Union, winning three NCAA Division III national championships. Also played one year (2005) in the Atlantic Indoor Football League with the Canton Legends. Began coaching as defensive backs coach at Mount Union (2004-05) and wide receivers coach at Indiana University of Pennsylvania (2006-08).

**Personal:** A native of Jamestown, N.Y. His brother, Mike, is currently the head coach at Washington & Jefferson College (Washington, Pa.) and his brother, Jay, and father, Fran, are former head coaches at Southwestern Central High School in Jamestown, N.Y. He and his wife, Brett, have two sons, Jacob and Miles, and one daughter, Taylor.

**ASSISTANT COACHES**

**Tyler Brown**, special teams quality control; born April 16, 1991, Marlton, N.J. No pro playing experience. College coach: Temple 2014-15, Michigan 2016-20. Pro coach: Joined Eagles in 2021.

**Michael Clay**, special teams coordinator; born Aug. 30, 1991, San Jose, Calif. Linebacker Oregon 2009-12. Pro linebacker Miami Dolphins 2013. Pro coach: Philadelphia Eagles 2014-15, San Francisco 49ers 2016-20. Rejoined Eagles in 2021.

**Jonathan Gannon**, defensive coordinator; born Jan. 4, 1983, Cleveland, Ohio. Defensive back Louisville 2001-03. No pro playing experience. College coach: Louisville 2003-06. Pro coach: Atlanta Falcons 2007, St. Louis Rams 2009-11, Tennessee Titans 2012-13, Minnesota Vikings 2014-17, Indianapolis Colts 2018-20. Joined Eagles in 2021.

**Roy Istvan**, assistant offensive line; born Dec. 27, 1968, Stratford, Conn. Offensive lineman Southern Connecticut State 1986-89. No pro playing experience. College coach: Southern Connecticut State 1990-2000, Buffalo 2001-05, Milford Academy 2006-07, Rhode Island 2008-13, Cornell 2014-16, Keiser 2018. Pro coach: Joined Eagles in 2019.

**Brian Johnson**, quarterbacks; born Feb. 16, 1987, Baytown, Texas. Quarterback Utah 2004-08. No pro playing experience. College coach: Utah 2010-13, Mississippi State 2014-16, Houston 2017, Florida 2018-20. Pro coach: Joined Eagles in 2021.

**Joe Kasper**, defensive quality control; born Sept. 29, 1992, Mentor, Ohio. Safety Baldwin Wallace 2011-

14. No pro playing experience. High school coach: Mentor (Ohio) 2015-16. College coach: John Carroll 2017, Duke 2018-20. Pro Coach: Cleveland Browns 2013-14. Joined Eagles in 2021.

**D.K. McDonald**, assistant defensive backs; born Aug. 28, 1979, Orville, Ohio. Cornerback Edinboro 1997-2000. No pro playing experience. College coach: Edinboro 2003-05, Indiana (Pa.) 2006-10, William & Mary 2011, Toledo 2012-15, Iowa State 2016-20. Pro coach: Joined Eagles in 2021.

**Jason Michael**, tight ends; born Oct. 15, 1978, Louisa, Ky. Quarterback Western Kentucky 1999-2002. No pro playing experience. College coach: Tennessee 2003-04 and 2008. Pro coach: Oakland Raiders 2005, New York Jets 2006-07, San Francisco 49ers 2009-10, San Diego Chargers 2011-13, Tennessee Titans 2014-17, Arizona Cardinals 2018, Indianapolis Colts 2019-20. Joined Eagles in 2021.

**Aaron Moorehead**, wide receivers; born Nov. 5, 1980, Aurora, Colo. Wide receiver Illinois 1999-2002. Pro wide receiver Indianapolis Colts 2003-07. College coach: New Mexico 2009, Stanford 2010-12, Virginia Tech 2013-14, Texas A&M 2015-17, Vanderbilt 2018-19. Pro coach: Joined Eagles in 2020.

**T.J. Paganetti**, offensive quality control; born Aug. 4, 1989, Bedford, Mass. Attended Oregon. No pro playing experience. College coach: Oregon 2007-12, 2015-16. Pro coach: Philadelphia Eagles 2013-14. Rejoined Eagles in 2017.

**Joe Pannunzio**, assistant special teams coordinator; born July 4, 1959, Pueblo, Colo. Quarterback Southern Colorado 1978-81. No pro playing experience. College coach: Southern Colorado 1981, Mesa College 1982-84 and 1987-90, Kansas 1985-86, TCU 1990-91, Minnesota 1992-94, Mississippi 1995-98, Auburn 1999, Murray State 2000-05, Miami 2006-10, Alabama 2011-14 and 2017-18. Pro coach: Philadelphia Eagles 2015-16. Rejoined Eagles in 2019.

**Kevin Patullo**, passing game coordinator; born July 14, 1981, Hillsborough, N.J. Quarterback and wide receiver South Florida 1999-2002. No pro playing experience. College coach: South Florida 2003-04, Arizona 2004-06, Texas A&M 2017. Pro coach: Kansas City Chiefs 2007-08, Buffalo Bills 2010-12, Tennessee Titans 2014, New York Jets 2015-16, Indianapolis Colts 2018-20. Joined Eagles in 2021.

**Nick Rallis**, linebackers; born July 13, 1993, Edina, Minn. Linebacker Minnesota 2012-16. No pro playing experience. College coach: Wake Forest 2017. Pro coach: Minnesota Vikings 2018-20. Joined Eagles in 2021.

**Tracy Rocker**, defensive line; born April 9, 1966, Atlanta, Ga. Defensive tackle Auburn 1986-89. Pro defensive tackle Washington Redskins 1989-90, Orlando Thunder (WFLA) 1991. High school coach: Auburn (Ala.) 1992-93. College coach: West

Alabama 1994-96, Troy State 1997-2001, Cincinnati 2002, Arkansas 2003-07, Mississippi 2008, Auburn 2009-10, Georgia 2014-16, Tennessee 2017-19, South Carolina 2020. Pro coach: Tennessee Titans 2011-13. Joined Eagles in 2021.

**Tyler Scudder**, coaches assistant; born May 6, 1986, Gettysburg, Pa. Attended West Virginia. No pro playing experience. College coach: Plymouth State (N.H.) 2009, Indiana (Pa.) 2010-12, Western Michigan 2013, Duquesne 2014-17, Iowa State 2018-20. Pro coach: Joined Eagles in 2021.

**Jemal Singleton**, running backs/assistant head coach; born Dec. 7, 1975, Incirlik, Turkey. Running back Air Force 1996-98. No pro playing experience. College coach: Air Force 2000-06, Oklahoma State 2011-14, Arkansas 2015. Pro coach: Indianapolis Colts 2016-17, Oakland Raiders 2018, Cincinnati Bengals 2019-20. Joined Eagles in 2021.

**Shane Steichen**, offensive coordinator; born May 11, 1985, Sacramento, Calif. Quarterback Nevada-Las Vegas 2003-06. No pro playing experience. College coach: Louisville 2010. Pro coach: San Diego/Los Angeles Chargers 2011-12 and 2014-20, Cleveland Browns 2013. Joined Eagles in 2021.

**Jeff Stoutland**, run game coordinator/offensive line; born Feb. 10, 1962, New York, N.Y. Linebacker Southern Connecticut State 1980-83. No pro playing experience. College coach: Southern Connecticut State 1984-85 and 1988-92, Syracuse 1986-87 and 1997-99, Cornell 1993-96, Michigan State 2000-06, Miami (Fla.) 2007-10, Alabama 2011-12. Pro coach: Joined Eagles in 2013.

**Alex Tanney**, offensive quality control; born Nov. 11, 1987, Lexington, Ill. Quarterback Monmouth 2007-11. Pro quarterback Kansas City Chiefs 2012, Dallas Cowboys 2013, Cleveland Browns 2013, Tampa Bay Buccaneers 2014, Tennessee Titans 2014-17, Buffalo Bills 2015, Indianapolis Colts 2015, New York Giants 2018-20. Pro coach: Joined Eagles in 2021.

**Jeremiah Washburn**, director of player personnel/senior defensive assistant; born June 17, 1977, Shelby, N.C. Guard Arkansas 1995-99. No pro playing experience. College coach: Arkansas 2000-01. Pro coach: Carolina Panthers 2002, Baltimore Ravens 2003-08, Detroit Lions 2009-15, Miami Dolphins 2016 and 2018, Chicago Bears 2017. Joined Eagles in 2019.

**Dennard Wilson**, defensive backs; born March 31, 1982, Upper Marlboro, Md. Defensive back Maryland 2000-03. Pro defensive back Washington Redskins 2004. High school coach: DeMatha (Md.) 2004-06. College coach: Maryland 2007-08. Pro coach: Chicago Bears 2008-11, St. Louis Rams 2012-15, Los Angeles Rams 2016, New York Jets 2017-20. Joined Eagles in 2021.

## PHILADELPHIA EAGLES

### RECORD HOLDERS

#### INDIVIDUAL RECORDS—CAREER

Rushing (Yds.)	Ottis Anderson, 1979-86	7,999
Passing (Yds.)	Jim Hart, 1966-83	34,639
Passing (TDs)	Jim Hart, 1966-83	209
Receiving (No.)	Larry Fitzgerald, 2004-20	1,432
Receiving (Yds.)	Larry Fitzgerald, 2004-20	17,492
Interceptions	Larry Wilson, 1960-72	52
Punting (Avg.)	Andy Lee, 2017-20	47.3
Punt Return (Avg.)	Charley Trippi, 1947-55	13.7
Kickoff Return (Avg.)	Ollie Matson, 1952, 1954-58	28.5
Field Goals	Jim Bakken, 1962-78	282
Touchdowns (Tot.)	Larry Fitzgerald, 2004-20	121
Points	Jim Bakken, 1962-78	1,380
*Sacks	Chandler Jones, 2016-21	71.5

#### INDIVIDUAL RECORDS—SINGLE SEASON

Rushing (Yds.)	Ottis Anderson, 1979	1,605
Passing (Yds.)	Carson Palmer, 2015	4,671
Passing (TDs)	Carson Palmer, 2015	35
Receiving (No.)	DeAndre Hopkins, 2020	115
Receiving (Yds.)	David Boston, 2001	1,598
Interceptions	Bob Nussbaumer, 1949	12
Punting (Avg.)	Andy Lee, 2021	49.0
Punt Return (Avg.)	John (Red) Cochran, 1949	20.9
Kickoff Return (Avg.)	Ollie Matson, 1958	35.5
Field Goals	Neil Rackers, 2005	40
Touchdowns (Tot.)	David Johnson, 2016	20
Points	Neil Rackers, 2005	140
*Sacks	Chandler Jones, 2019	19.0

#### INDIVIDUAL RECORDS—SINGLE GAME

Rushing (Yds.)	Beanie Wells, 11-27-11	228
Passing (Yds.)	Boomer Esiason, 11-10-96 (OT)	522
Passing (TDs)	Jim Hardy, 10-2-50	6
	Charley Johnson, 9-26-65, 11-2-69	6
Receiving (No.)	Sonny Randle, 11-4-62	16
Receiving (Yds.)	Sonny Randle, 11-4-62	256
Interceptions	Bob Nussbaumer, 11-13-49	**4
Jerry Norton, 11-20-60, 11-26-61		**4
Kwamie Lassiter, 12-27-98		**4
Field Goals	Jim Bakken, 9-24-67	7
Touchdowns (Tot.)	Ernie Nevers, 11-28-29	**6
Points	Ernie Nevers, 11-28-29	**40
*Sacks	Chandler Jones, 9-12-21	5.0
	Haason Reddick, 12-13-20	5.0

\*Sacks became an official statistic in 1982

\*\*NFL record

## PHILADELPHIA EAGLES

## 2022 VETERAN ROSTER

No.	Name	Pos.	Ht.	Wt.	Birthdate	NFL Exp.	College	Hometown	How Acq.	'21 Games/ Starts
76	Anderson, Jack	C/G	6-4	314	10/12/98	2	Texas Tech	Frisco, Texas	FA-21	2/1
19	Arcega-Whiteside, J.J.	TE	6-2	237	12/31/96	4	Stanford	Roebuck, S.C.	D2b-19	16/2
96	Barnett, Derek	DE	6-3	259	6/25/96	6	Tennessee	Brentwood, Tenn.	D1-17	16/15
24	Bradberry, James	CB	6-1	212	8/4/93	7	Samford	Pleasant Grove, Ala.	FA-22	17/16*
54	Bradley, Shaun	LB	6-1	240	4/8/97	3	Temple	Mount Holly, N.J.	D6a-20	15/1
11	t-Brown, A.J.	WR	6-1	226	6/30/97	4	Mississippi	Starkville, Miss.	T(Ten)-22	13/13
85	Cain, Deon	S	6-2	202	8/9/96	3	Clemson	Tampa, Fla.	FA-21	0*
21	Chachere, Andre	S	6-0	197	2/10/96	2	San Jose State	Fresno, Calif.	W(Ind)-21	16/1
74	Clark, Le'Raven	T	6-5	311	4/22/93	7	Texas Tech	Rockdale, Texas	FA-21	4/1
91	Cox, Fletcher	DT	6-4	310	12/13/90	11	Mississippi State	Yazoo City, Miss.	D1-12	16/16
69	Dickerson, Landon	G	6-6	332	9/30/98	2	Alabama	Hudson, N.C.	D2-21	14/13
77	Dillard, Andre	T	6-5	315	10/3/95	4	Washington State	Woodinville, Wash.	D1-19	15/5
63	Driscoll, Jack	T/G	6-5	312	4/1/97	3	Auburn	Madison, Conn.	D4b-20	9/9
57	Edwards, T.J.	LB	6-1	242	8/12/96	4	Wisconsin	Lake Villa, Ill.	FA-19	16/14
4	Elliott, Jake	K	5-9	167	1/21/95	6	Memphis	La Grange, Ill.	FA-17	17/0
22	Epps, Marcus	S	6-0	191	1/27/96	4	Wyoming	Huntington Beach, Calif.	W(Min)-19	16/3
14	Gainwell, Kenneth	RB	5-9	200	3/14/99	2	Memphis	Yazoo City, Miss.	D5-21	16/1
88	Goedert, Dallas	TE	6-5	256	1/3/95	5	South Dakota State	Britton, S.D.	D2-18	15/14
36	t-Gowan, Tay	CB	6-1	186	1/7/98	2	Central Florida	Covington, Ga.	T(Ari)-21	2/0
55	Graham, Brandon	DE	6-2	265	4/3/88	13	Michigan	Detroit, Mich.	D1-10	2/2
97	Hargrave, Javon	DT	6-2	305	2/7/93	7	South Carolina State	Salisbury, N.C.	UFA(PH)-20	16/16
28	Harris, Anthony	S	6-1	202	10/9/91	8	Virginia	Chesterfield, Va.	UFA(Min)-21	14/14
82	Hightower, John	WR	6-2	190	5/31/96	2	Boise State	Upper Marlboro, Md.	D5-20	1/0
32	Huntley, Jason	RB	5-9	195	4/20/98	2	New Mexico State	Arlington, Texas	W(Det)-20	1/0
1	Hurts, Jalen	QB	6-1	223	8/7/98	3	Oklahoma	Channelview, Texas	D2-20	15/15
75	Jackson, Tarron	DE	6-2	254	6/22/98	2	Coastal Carolina	Aiken, S.C.	D6b-21	17/0
80	Jackson, Tyree	TE	6-7	249	11/7/97	2	Buffalo	Norton Shores, Mich.	FA-21	9/3
31	James, Craig	CB	5-10	195	4/29/96	3	Southern Illinois	Edwardsville, Ill.	FA-19	0*
65	Johnson, Lane	T	6-6	325	5/8/90	10	Oklahoma	Grovelton, Texas	D1-13	13/13
48	Johnson, Patrick	LB	6-2	248	1/10/98	2	Tulane	Chattanooga, Tenn.	D7-21	17/2
62	Kelce, Jason	C	6-3	295	11/5/87	12	Cincinnati	Cleveland, Ohio	D6a-11	17/17
45	Lovato, Rick	LS	6-2	249	9/9/92	6	Old Dominion	Middletown, N.J.	FA-16	17/0
29	Maddox, Avonte	CB	5-9	184	3/31/96	5	Pittsburgh	Detroit, Mich.	D4a-18	16/5
68	Mallata, Jordan	T	6-8	365	3/31/97	5	(none)	Sydney, Australia	D7-18	14/14
37	McCain, Mac	CB	6-0	185	2/6/98	2	North Carolina A&T	Greensboro, N.C.	W(Den)-21	2/0
27	McPhearson, Zach	CB	5-11	191	3/21/98	2	Texas Tech	Upper Marlboro, Md.	D4-21	16/1
10	Minszew, Gardner	QB	6-1	225	5/16/96	4	Washington State	Brandon, Miss.	T(Jax)-21	4/2
78	Opeta, Sua	G	6-4	305	8/15/96	3	Weber State	Slansbury Park, Utah	FA-19	10/2
95	Ostman, Joe	DE	6-3	259	7/12/95	3	Central Michigan	St. Ignace, Mich.	FA-18	0*
3	Pascal, Zach	WR	6-2	215	12/18/94	5	Old Dominion	Upper Marlboro, Md.	FA-22	16/13*
18	Reagor, Jalen	WR	5-11	197	1/2/99	3	TCU	Waxahachie, Texas	D1-20	17/13
7	Reddick, Haason	LB	6-1	240	9/22/94	6	Temple	Camden, N.J.	UFA(Car)-22	16/16*
81	Richard Rodgers	TE	6-4	257	1/22/92	7	California	Shrewsbury, Mass.	FA-21	3/0
26	Sanders, Miles	RB	5-11	211	5/1/97	4	Penn State	Pittsburgh, Pa.	D2a-19	12/12
35	Scott, Boston	RB	5-6	203	4/27/95	4	Louisiana Tech	Zachary, La.	FA (NO)-18	16/4
33	Scott, Josiah	CB	5-9	185	4/5/99	3	Michigan State	Hamilton, Ohio	T(Jax)-21	13/0
56	Seumalo, Isaac	G	6-4	303	10/29/93	7	Oregon State	Corvallis, Ore.	D3-16	3/3
13	Sinnett, Reid	QB	6-4	220	2/5/97	2	San Diego	Johnston, Iowa	W(Mia)-21	0*
8	Siposs, Arryn	P	6-2	212	11/25/92	2	Auburn	Melbourne, Australia	FA-21	17/0
2	Slay, Darius	CB	6-0	190	1/1/91	10	Mississippi State	Brunswick, Ga.	T(Det)-20	16/16
6	Smith, DeVonta	WR	6-0	170	11/14/98	2	Alabama	Amite, La.	D1-21	17/16
89	Stoll, Jack	TE	6-4	247	1/28/98	2	Nebraska	Aurora, Colo.	FA-21	16/5
94	Sweat, Josh	DE	6-5	265	3/29/97	5	Florida State	Chesapeake, Va.	D4b-18	16/13
52	Taylor, Davion	LB	6-1	230	8/5/98	3	Colorado	Magnolia, Miss.	D3-20	9/6
83	Togia'i, Noah	TE	6-4	244	7/6/97	2	Oregon State	West Valley City, Utah	FA-21	1/0
64	Toth, Brett	T/G	6-6	304	9/1/96	4	Army	Charleston, S.C.	W(Ari)-20	11/0
95	Tuipulotu, Marlon	DT	6-2	307	5/31/99	2	Southern California	Independence, Ore.	D6a-21	5/0
34	t-Vincent, Kary	DB	5-10	189	2/27/99	2	LSU	Port Arthur, Texas	T(Den)-21	2/1
42	Wallace, K'Von	S	5-11	205	7/25/97	3	Clemson	Highland Springs, Va.	D4a-20	13/3
84	Ward, Greg	WR	5-11	190	7/12/95	4	Houston	Tyler, Texas	FA-19	17/0
16	Watkins, Quez	WR	6-0	193	6/9/99	3	Southern Mississippi	Athens, Ala.	D6b-20	17/12
43	White, Kyzir	LB	6-2	234	3/24/96	5	West Virginia	Emmaus, Pa.	UFA(LAC)-22	17/17*
93	Williams, Milton	DT	6-3	290	4/6/99	2	Louisiana Tech	Crowley, Texas	D3-21	17/2
98	Wren, Renell	DT	6-5	320	10/23/95	3	Arizona State	St. Louis, Mo.	FA-22	1/0*

## PHILADELPHIA EAGLES

\* Bradberry played 17 games with New York Giants; Brown played 13 games with Tennessee; Cain last active with Pittsburgh in '20; James last active with Philadelphia in '20; Oslman missed '21 season because of injury; Pascal played 16 games with Indianapolis; Reddick played 16 games with Carolina; Sinnett active but did not play; White played 17 games with Los Angeles Chargers; Wren played one game with Cincinnati.

t - Eagles traded for Brown (TEN), Gowan (ARI) and Vincent (DEN).

Players lost through unrestricted free agency (four): LB Genard Avery (PIT, 16 games in '21); S Rodney McLeod (IND, 13); CB Steven Nelson (HOU, 16); DT Hassan Ridgeway (SF, 17).

Also played with Eagles in '21—G Brandon Brooks (two games), C/G Nate Herbig (16), RB Jordan Howard (seven), LB Ryan Kerrigan (16), DE Cameron Malveaux (three), LB Alex Singleton (16), T Casey Tucker (one), DT Raequan Williams (one).

### FIRST-YEAR ROSTER

Name	Pos.	Ht.	Wt.	Birthdate	College	Hometown	How Acq.
Allen, Devon	WR	6-1	190	12/12/94	Oregon	Phoenix, Ariz.	FA
Awosika, Kayode (1)	G/T	6-3	312	10/27/98	Buffalo	Maple Grove, Minn.	FA-21
Blackwell, Josh	CB	5-11	180	4/5/99	Duke	Buford, Georgia	FA
Blankenship, Reed	S	6-1	203	3/2/99	Middle Tennessee	Lester, Ala.	FA
Brooks, Kennedy	RB	5-11	213	10/8/98	Oklahoma	Mansfield, Texas	FA
Calcaterra, Grant	TE	6-4	240	12/4/98	Southern Methodist	Rancho Santa Margarita, Calif.	D6b
Covey, Britain	WR	5-8	173	3/18/97	Utah	Provo, Utah	FA
Davis, Jordan	DT	6-6	336	1/12/00	Georgia	Charlotte, N.C.	D1
Dean, Nakobe	LB	5-11	231	12/13/00	Georgia	Horn Lake, Miss.	D3
Dunkle, William	G	6-5	319	12/30/99	San Diego State	Chula Vista, Calif.	FA
Elliss, Christian (1)	LB	6-3	231	1/2/99	Idaho	Highlands Ranch, Colo.	FA-21
Elliss, Noah	DT	6-4	346	3/31/99	Idaho	Highlands Ranch, Colo.	FA
Fayad, Ali	LB	6-2	250	5/12/99	Western Michigan	Dearborn, Mich.	FA
Goodrich, Mario	CB	6-0	186	1/12/00	Clemson	Lee's Summit, Mo.	FA
Hammond, Josh (1)	WR	6-0	194	7/24/98	Florida	Hallandale Beach, Fla.	W(Jac)
Jobe, Josh	CB	5-11	182	4/9/98	Alabama	Miami, Fla.	FA
Johnson, Kyrion	LB	6-0	235	7/24/98	Kansas	Arlington, Texas	D6a
Jurgens, Cam	C/G	6-3	303	8/21/99	Nebraska	Beatrice, Nebraska	D2
Leo, Matt (1)	DE	6-7	280	5/8/92	Iowa State	Adelaide, Australia	FA-20
Mayden, Jared (1)	S	6-0	205	6/24/98	Alabama	Sachse, Texas	FA-21
Sills, Josh	G	6-6	325	1/26/98	Oklahoma State	Byesville, Ohio	FA
Stevens, JaCoby (1)	LB	6-1	222	7/19/98	LSU	Murfreesboro, Tenn.	D6c-21
Strong, Carson	QB	6-3	226	9/14/99	Nevada	Vacaville, Calif.	FA
Wheatfall, Keric	WR	6-1	194	4/20/99	Fresno State	Cypress, Texas	FA
Williams, Jarrid	T	6-6	325	7/2/97	Miami (Fla.)	Cedar Hill, Texas	FA
Wilson, Marvin (1)	DT	6-4	303	9/5/98	Florida State	Bellaire, Texas	FA-21

The term **NFL Rookie** is defined as a player who is in his first season of professional football and has not been on the roster of another professional football team for any regular-season or postseason games. A **Rookie** is designated by an "R" on NFL rosters. Players who have been active in another professional football league or players who have NFL experience, including either preseason training camp or being on an Active List or Inactive List, or on Reserve/Injured or Reserve/Physically Unable to Perform for fewer than six regular-season games, are termed **NFL First-Year Players**. An **NFL First-Year Player** is designated by a "1" on NFL rosters. Thereafter, a player is credited with an additional year of experience for each season in which he accumulates six games on the Active List or Inactive List, or on Reserve/Injured or Reserve/Physically Unable to Perform.

Log on to [www.philadelphiaeagles.com](http://www.philadelphiaeagles.com) for an up-to-date roster.

# SAN FRANCISCO 49ERS



National Football Conference  
West Division

**4949 Marie P. DeBartolo Way**  
**Santa Clara, CA 95054**  
**Telephone: (408) 562-4949**

**Team Colors:** 49ers Gold and 49ers Red

## 2022 SCHEDULE

### PRESEASON

Aug. 12	Green Bay	5:15 PM
Aug. 20	at Minnesota	4:00 PM
Aug. 25	at Houston	5:15 PM

### REGULAR SEASON

Sept. 11	at Chicago	10:00 AM
Sept. 18	Seattle	1:05 PM
Sept. 25	at Denver	5:20 PM
Oct. 3	L.A. Rams (Mon)	5:15 PM
Oct. 9	at Carolina	1:05 PM
Oct. 16	at Atlanta	10:00 AM
Oct. 23	Kansas City	1:25 PM
Oct. 30	at L.A. Rams	1:25 PM
	BYE	
Nov. 13	L.A. Chargers	5:20 PM
Nov. 21	vs Arizona (Mexico City)	5:15 PM
Nov. 27	New Orleans	1:25 PM
Dec. 4	Miami	1:05 PM
Dec. 11	Tampa Bay	1:25 PM
Dec. 15	at Seattle (Thu)	5:15 PM
Dec. 24	Washington (Sat)	1:05 PM
Jan. 1	at Las Vegas	1:05 PM
Jan. 7/8	Arizona	TBD

*\*All times PT; Sunday night games in  
Weeks 5-15 and 17 subject to change*

**Stadium:** Levi's® Stadium  
Santa Clara, CA 95054  
**Opened:** 2014  
**Capacity:** 68,500  
**Playing Surface:** Natural Grass

### Training Camp:

SAP Performance Facility  
4949 Marie P. DeBartolo Way  
Santa Clara, CA 95054

## CLUB OFFICIALS

### OWNERSHIP

Co-Chairman: Denise DeBartolo York  
Co-Chairman: John York  
Chief Executive Officer: Jed York  
Ownership: Gideon Yu  
Ownership: Mark Wan  
Ownership: John M. Sobrato

### MANAGEMENT

General Manager: John Lynch  
President, 49ers Enterprises & Executive Vice  
President of Football Operations: Paraag Marathe  
President: Al Guido  
Assistant General Manager: Adam Peters  
Chief Marketing Officer: Alex Chang  
Chief Security Officer: Dan Cory  
Chief Administrative Officer & General Counsel:  
Hannah Gordon  
Chief Strategy Officer: Moon Javaid  
Chief Investment Officer: Brano Perkovich  
Chief Financial Officer: Peter Wilhelm  
Chief Revenue Officer: Brent Schoeb  
Executive Producer, 49ers Cal Hi Sports Report:  
Robert Braunstein  
Executive Vice President, Communications & Public  
Affairs: Rahul Chandhok  
Executive Vice President: Patty Inglis  
Executive Vice President & General Manager, Levi's  
Stadium: Jim Mercurio  
Vice President, Sales, Service & Ticketing:  
Dustin Albertson  
Vice President, Human Resources: Harpreet Basran  
Vice President, Deputy General Counsel: Jihad Beauchman  
Vice President, Controller: Esther Chi  
Vice President & Executive Director of the Bay Area  
Host Committee: Patricia Ernstrom  
Vice President, Stadium Event Operations: Nelson Ferreira  
Vice President, Finance: Jeff Fong  
Vice President of Football Administration: Brian Hampton  
Vice President of Corporate Communications: Roger Hacker  
Vice President of Corporate Partnerships: Kevin Hillon  
Vice President, Business Strategy & Analytics:  
Umesh Johari  
Vice President, Gameday Production & Broadcast  
Operations: Aron Kenedy  
Vice President, Corporate Development: Sean Kundu  
Vice President, Community Impact: Jenni Luke  
Vice President, Chief of Staff: Pete Malcolm  
Vice President, 49ers Enterprises: Collin Meador  
Vice President of Football Communications: Cory Rush  
Vice President & Senior Advisor to the General  
Manager: Keena Turner  
Vice President, Stadium Operations & Strategic  
Planning: Ryan van Maarth  
Vice President, Team Operations: Steve Risser  
Executive Director, San Francisco 49ers Foundation:  
Justin Prettyman  
Director of College Scouting: Tariq Ahmad  
Director of Video Operations: Mike Bracken  
Director of Information Technology: Jim Bartholomew  
Director of Equipment Operations: Jay Brunetti  
Director of Pro Personnel: Ran Carthon  
Director, Production: Joshua Conner  
Director, Brand & Influencer Marketing: Allie Dicken  
Senior Director of Ticket Operations & Public Events:  
Brad Dugan  
Director of Pro Personnel: RJ Gillen  
Senior Director of Stadium & Event Operations: Craig Graber  
Director, Groundskeeping: Matthew Greiner  
Director, Partnership Activation: Nikki Hawkins  
Director, Human Resources: Christina Hernandez  
Director of Facilities: Bill Howell  
Director, Diversity, Inclusion & Engagement:  
Christina Jefferson  
Director, Game Presentation & Live Events: Laura Johnson  
Senior Director, Finance: Hasan Khanzada  
Head Athletic Trainer: Dustin Little  
Director, Photography Services: Terrell Lloyd  
Director, Membership Services: Brandon Lohmann  
Senior Director of 49ers EDU & 49ers Museum:  
Jesse Lovejoy  
Senior Director, Business Strategy & Analytics: Alison Lu  
Director, Nutrition: Jordan Mazur  
Director of Alumni Relations: Guy McIntyre  
Senior Director of Community Relations: Stacy McCorkle  
Director of Player Engagement: Austin Moss II  
Director, Stadium & Event Operations: Dale Moul  
Head Strength & Conditioning: Dustin Perry  
Head of Player Health & Performance: Ben Peterson  
Director, Communications & Public Affairs: Jas Sajjan  
Director of Stadium Operations Logistics: Julian Sakti  
Director of Broadcast Partnerships: Bob Sargent  
Director, Suite Activation: Meagan Schreiner  
Director, Team Operations: Michael Slap  
Director, Accounting: Chris Steele  
Director, Premium & Suite Sales: Carly Townsend  
Director of Performance Monitoring/Assistant Strength  
& Conditioning: Shea Thomsson  
Director, Social Media: Johnny Volk  
Director, Functional Performance: Elliott Williams

## COACHING HISTORY (595-514-14)

*Records include postseason games*

1950-54	Lawrence (Buck) Shaw	33-25-2
1955	Norman (Red) Strader	4-8-0
1956-58	Frankie Albert	19-17-1
1959-63	Howard (Red) Hickey*	27-27-1
1963-67	Jack Christiansen	26-38-3
1968-75	Dick Nolan	56-56-5
1976	Monte Clark	8-6-0
1977	Ken Meyer	5-9-0
1978	Pete McCulley**	1-8-0
1978	Fred O'Connor	1-6-0
1979-88	Bill Walsh	102-63-1
1989-96	George Seifert	108-35-0
1997-2002	Steve Mariucci	60-43-0
2003-04	Dennis Erickson	9-23-0
2005-08	Mike Nolan***	18-37-0
2008-10	Mike Singletary***	18-22-0
2010	Jim Tomsula	1-0-0
2011-14	Jim Harbaugh	49-22-1
2015	Jim Tomsula	5-11-0
2016	Chip Kelly	2-14-0
2017-	Kyle Shanahan	43-44-0

\* Resigned after three games in 1963  
\*\* Released after nine games in 1978  
\*\*\* Released after seven games in 2008  
\*\*\*\* Released after 15 games in 2010

## PAID ATTENDANCE, 2021

Home 542,784                      Away 546,694  
Total 1,089,478  
Single-game home record,  
69,732 (1/12/13)  
Single-season home record,  
544,228 (1999)

## 2022 DRAFT CHOICES

Rd	Name	Pos	College
2	Drake Jackson	DE	Southern Calif.
3	Tyrion Davis-Price	RB	LSU
3	Danny Gray	WR	SMU
4	Spencer Burford	T	Texas-San Antonio
5	Samuel Womack III	DB	Toledo
6	Nick Zakelj	G	Fordham
6	Kalia Davis	DT	Central Florida
6	Tariq Castro-Fields	DB	Penn St.
7	Brock Purdy	QB	Iowa St.

## SAN FRANCISCO 49ERS

### 2021 TEAM RECORD

#### REGULAR SEASON (10-7)

Date	Opponent	Result
Sept. 12	at Detroit	W 41-33
Sept. 19	at Philadelphia	W 17-11
Sept. 26	GREEN BAY	L 28-30
Oct. 3	SEATTLE	L 21-28
Oct. 10	at Arizona	L 10-17
Oct. 24	INDIANAPOLIS	L 18-30
Oct. 31	at Chicago	W 33-22
Nov. 7	ARIZONA	L 17-31
Nov. 15	L.A. RAMS	W 31-10
Nov. 21	at Jacksonville	W 30-10
Nov. 28	MINNESOTA	W 34-26
Dec. 5	at Seattle	L 23-30
Dec. 12	at Cincinnati (OT)	W 26-23
Dec. 19	ATLANTA	W 31-13
Dec. 23	at Tennessee	L 17-20
Jan. 2	HOUSTON	W 23-7
Jan. 9	at L.A. Rams (OT)	W 27-24

#### POSTSEASON (2-1)

Jan. 16	at Dallas	W 23-17
Jan. 22	at Green Bay	W 13-10
Jan. 30	at L.A. Rams	L 17-20

#### SCORE BY PERIODS

Team	80	128	108	102	9	—	427
Opponents	67	108	79	108	3	—	365

### 2021 TEAM STATISTICS

	Team	Opp.
Total First Downs	361	318
Rushing	130	97
Passing	200	180
Penalty	31	41
3rd Down: Made/Att	80/199	88/220
3rd Down Pct.	40.2	40.0
4th Down: Made/Att	10/20	11/25
4th Down Pct.	50.0	44.0
Possession Avg.	30:40	29:20
Total Net Yards	6387	5270
Avg. Per Game	375.7	310.0
Total Plays	1046	1032
Avg. Per Play	6.1	5.1
Net Yards Rushing	2166	1760
Avg. Per Game	127.4	103.5
Total Rushes	499	439
Net Yards Passing	4221	3510
Avg. Per Game	248.3	206.5
Sacked/Yards Lost	33/216	48/364
Gross Yards	4437	3874
Att./Completions	514/343	545/372
Completion Pct.	66.7	68.3
Had Intercepted	14	9
Punts/Average	59/45.0	70/48.6
Net Punting Avg.	59/40.7	70/41.8
Penalties/Yards	102/1066	94/793
Fumbles/Ball Lost	23/10	32/11
Touchdowns	50	43
Rushing	22	17
Passing	26	25
Returns	2	1

### 2021 INDIVIDUAL STATISTICS

PASSING	Att	Cmp	Yds	Cmp%	Yds/Att	TD	TD%	Int	Int%	LG	Sk/Lost	Rtng
Garoppolo	441	301	3810	68.3	8.64	20	4.5	12	2.7	83	29/201	98.7
Lance	71	41	603	57.7	8.49	5	7.0	2	2.8	76t	4/15	97.3
Samuel	2	1	24	50.0	12.00	1	50.0	0	0.0	24t	0/0	133.3
Team	514	343	4437	66.7	8.63	26	5.1	14	2.7	83	33/216	99.2
Opponents	545	372	3874	68.3	7.11	25	4.6	9	1.7	91	48/364	97.0

#### TD TD TD TD

SCORING	Tot	Ru	Rec	Rt	PAT	FG	Saf	Pts
Gould	0	0	0	0	39/40	20/23	0	99
Samuel	14	8	6	0	0	0	0	84
Kittle	6	0	6	0	0	0	0	36
Mitchell	6	5	1	0	0	0	0	36
Aiyuk	5	0	5	0	0	0	0	32
Jennings	5	0	5	0	0	0	0	30
Slye	0	0	0	0	2/4	7/8	0	23
Garoppolo	3	3	0	0	0	0	0	18
Jusczyk	2	1	1	0	0	0	0	12
Je.Wilson	2	2	0	0	0	0	0	12
Lance	1	1	0	0	0	0	0	8
Dwellely	1	0	1	0	0	0	0	6
Greenlaw	1	0	0	1	0	0	0	6
Hasty	1	1	0	0	0	0	0	6
Sermon	1	1	0	0	0	0	0	6
Sherfield	1	0	1	0	0	0	0	6
Ward	1	0	0	1	0	0	0	6
Wishnowsky	0	0	0	0	1/2	0/1	0	1
Team	50	22	26	2	42/46	27/32	0	427
Opponents	43	17	25	1	36/38	21/27	1	365

2-Pt Conv: Aiyuk, Lance: Team 2-3.  
Opponents 3-5.

#### RUSHING

No.	Yds	Avg	LG	TD	
Mitchell	207	963	4.7	39	5
Samuel	59	365	6.2	49	8
Je.Wilson	79	294	3.7	17	2
Lance	38	168	4.4	15	1
Sermon	41	167	4.1	16	1
Hasty	16	68	4.3	21	1
Garoppolo	38	51	1.3	7	3
Jusczyk	8	22	2.8	6t	1
Kittle	3	20	6.7	9	0
Mostert	2	20	10.0	11	0
Aiyuk	5	17	3.4	8	0
Patrick	2	12	6.0	8	0
Cannon	1	-1	-1.0	-1	0
Team	499	2166	4.3	49	22
Opponents	439	1760	4.0	73t	17

#### RECEIVING

No.	Yds	Avg	LG	TD	
Samuel	77	1405	18.2	83	6
Kittle	71	910	12.8	48t	6
Aiyuk	56	826	14.8	43	5
Jusczyk	30	296	9.9	26	1
Jennings	24	282	11.8	34	5
Hasty	23	157	6.8	23	0
Mitchell	19	137	7.2	14	1
Sanu	15	177	11.8	21	0
Sherfield	9	87	9.7	18	1
Je.Wilson	7	31	4.4	11	0
Woerner	5	52	10.4	27	0
Dwellely	4	51	12.8	21t	1
Sermon	3	26	8.7	23	0
Team	343	4437	12.9	83	26
Opponents	372	3874	10.4	91	25

#### INTERCEPTIONS

No.	Yds	Avg	LG	TD	
Ward	2	27	13.5	27t	1
Norman	1	40	40.0	40	0
Greenlaw	1	39	39.0	39t	1
Al-Shaair	1	24	24.0	24	0
K.Williams	1	4	4.0	4	0
M.Harris	1	2	2.0	2	0
Moseley	1	0	0.0	0	0
Thomas	1	0	0.0	0	0
Team	9	136	15.1	40	2
Opponents	14	136	9.7	30	0

#### PUNTING

No.	Yds	Avg	Net Bt	In20	LG	B		
Wishnowsky	57	2566	45.0	40.5	5	21	67	0
Gould	2	90	45.0	45.0	0	1	47	0
Team	59	2656	45.0	40.7	5	22	67	0
Opponents	70	3405	48.6	41.8	10	21	79	0

#### PUNT RETURNS

Ret	FC	Yds	Avg	LG	TD	
Aiyuk	29	12	208	7.2	27	0
Benjamin	3	2	47	15.7	22	0
Sanu	2	3	24	12.0	13	0
Team	34	17	279	8.2	27	0
Opponents	20	16	156	7.8	31	0

#### KICKOFF RETURNS

No.	Yds	Avg	LG	TD	
Cannon	16	328	20.5	68	0
Hasty	9	145	16.1	28	0
Thomas	4	70	17.5	19	0
Samuel	3	75	25.0	33	0
Benjamin	2	24	12.0	12	0
Team	34	642	18.9	68	0
Opponents	52	1203	23.1	99t	1

#### FIELD GOALS 1-19 20-29 30-39 40-49 50+

Gould	0/0	6/6	4/4	7/9	3/4
Slye	0/0	1/1	2/2	2/3	2/2
Wishnowsky	0/0	0/0	0/0	0/1	0/0
Team	0/0	7/7	6/6	9/13	5/6
Opponents	0/0	5/5	6/6	8/11	2/5

#### SACKS

No.	
Bosa	15.5
Key	6.5
Armstead	6.0
Ebukam	4.5
Ford	3.0
Street	3.0
Willis	3.0
Al-Shaair	2.0
D. Jones	2.0
M. Harris	1.0
K. Williams	1.0
Warner	0.5
Team	48.0
Opponents	33.0

## SAN FRANCISCO 49ERS

## 2022 COACHING STAFF

**Kyle Shanahan, Head Coach**

**Pro Career:** Kyle Shanahan became the 20th head coach in franchise history on Feb. 6, 2017, after spending the prior two seasons as offensive coordinator of the Atlanta Falcons. Has 18 seasons of coaching experience at the NFL level, including seasons as an offensive coordinator for the Atlanta Falcons (2015-16), Cleveland Browns (2014), Washington Redskins (2010-13) and Houston Texans (2008-09). In six of his nine seasons as an offensive coordinator (2008-09, 2012-13 and 2015-16), and two as head coach of the 49ers (2019 and 2021), Shanahan has directed an offense that ranked in the top 10 in the NFL in yards gained. In 2019, Shanahan led the 49ers to Super Bowl LIV in his third season with the team, winning Coach of the Year honors by Sporting News and NFC Coach of the Year by the Committee of 101. Two years later, Shanahan guided the team to its second NFC Championship Game in three seasons (2021). Following the 2016 season, Shanahan was named Associated Press Assistant Coach of the Year, Coordinator of the Year by Sporting News and Assistant Coach of the Year by the Pro Football Writers of America after a record-setting performance by the Falcons offense en route to capturing the NFC South division title and an appearance in Super Bowl LI. Career record: 43-44.

**Background:** Wide receiver at Duke 1998-99 and Texas 2001-02. No pro playing experience. Coached at the college level at UCLA (2003) and in the NFL with the Tampa Bay Buccaneers (2004-05), Houston Texans (2006-09), Washington Redskins (2010-13), Cleveland Browns (2014) and Atlanta Falcons (2015-16).

**Personal:** Born Dec. 14, 1979, Minneapolis, Minn.

**ASSISTANT COACHES**

**Stephen Adegoke,** defensive quality control; born Dec. 18, 1991, Snellville, Ga. Safety San Diego Mesa 2014-15, Mississippi State 2016-18. No pro playing experience. College coach: Florida 2020, Michigan 2021. Pro coach: Joined 49ers in 2022.

**Daniel Bullocks,** safeties; born Feb. 28, 1983, Chattanooga, Tenn. Safety Nebraska 2001-05. Pro safety Detroit Lions 2006-09. College coach: Northern Iowa 2012-14, Eastern Michigan 2015-16. Pro coach: Jacksonville Jaguars 2016. Joined 49ers in 2017.

**James Cregg,** assistant offensive line; born Aug. 18, 1973, Syracuse, N.Y. Offensive lineman Colorado State 1992-95. No pro playing experience. College coach: Colorado State 1996-99, Colgate 2000-03, Idaho 2004-06, Tennessee 2009, Southern California 2010-13, LSU 2018-20. Pro coach: Oakland Raiders 2007-08, Denver Broncos 2014-16, Los Angeles Chargers in 2017. Joined 49ers in 2022.

**Brian Fleury,** tight ends; born Jan. 22, 1980, Germantown, Md. Quarterback Towson 1999-2002. No pro playing experience. College coach: Maryland 2003-04, Sacred Heart 2005-08, Towson 2009-12. Pro coach: Buffalo Bills 2013, Cleveland Browns 2014-15, Miami Dolphins 2016-18. Joined 49ers in 2019.

**Chris Foerster,** offensive line/run game coordinator; born Oct. 12, 1961, Milwaukee, Wis. Center Colorado State 1979-82. No pro playing experience. College coach: Colorado State 1983-87, Stanford 1988-91, Minnesota 1992. Pro coach: Minnesota Vikings 1993-95, Tampa Bay Buccaneers 1996-2001, Indianapolis Colts 2002-03, Miami Dolphins 2004, Baltimore Ravens 2005-07, San Francisco 49ers 2008-09 and 2015, Washington Redskins 2010-14, Miami Dolphins 2016-17. Rejoined 49ers in 2020.

**Joe Graves,** assistant offensive line; born Jan. 18, 1994, Toledo, Ohio. Offensive lineman Southeastern Louisiana 2012-15. No pro playing experience. College coach: Southeastern Louisiana 2016-17, Louisiana Monroe 2018-20, Georgia Southern 2021. Pro coach: Joined 49ers in 2022.

**Brian Griese,** quarterbacks; born March 18, 1975, Miami, Fla. Quarterback Michigan 1993-97. Pro quarterback Denver Broncos 1998-2002, Miami Dolphins 2003, Tampa Bay Buccaneers 2004-05 and 2008, Chicago Bears 2006-07. No college coaching experience. Pro coach: Joined 49ers in 2022.

**Leonard Hankerson,** wide receivers; born Jan. 30, 1989, Fort Lauderdale, Fla. Wide receiver Miami (Fla.) 2007-10. Pro wide receiver Washington Redskins 2011-14, Atlanta Falcons 2015, Buffalo Bills 2015, New England Patriots 2015. College coach: Massachusetts 2017-18, Stephen F. Austin 2019-20. Pro coach: Joined 49ers in 2021.

**Matthew Harper,** assistant special teams; born Nov. 26, 1984, Secaucus, N.J. Safety City College of San Francisco 2004-05, Oregon 2006-07. No pro playing experience. College coach: City College of San Francisco 2008, Oregon 2009-12. Pro coach: Philadelphia Eagles 2013-20. Joined 49ers in 2021.

**Andrew Hayes-Stoker,** defensive quality control; born Jan. 9, 1979, Arlington, Texas. Running back TCU 1999-2002. No pro playing experience. College coach: Texas A&M 2005, Florida International 2013, Illinois 2016-20. Pro coach: Chicago Bears 2006-12, Tampa Bay Buccaneers 2014-15. Joined 49ers in 2021.

**Johnny Holland,** linebackers; born March 11, 1965, Bellville, Texas. Linebacker Texas A&M 1983-86. Pro linebacker Green Bay Packers 1987-93. No college coaching experience. Pro coach: Green

Bay Packers 1995-99, Seattle Seahawks 2000-02, Detroit Lions 2003-05, Houston Texans 2006-10, Virginia Destroyers (UFL) 2011, Oakland Raiders 2012, Saskatchewan Roughriders (CFL) 2013, British Columbia Lions (CFL) 2014-15, Cleveland Browns 2016. Joined 49ers in 2017.

**Kris Kocurek,** defensive line; born Nov. 15, 1978, Rockdale, Texas. Defensive tackle Texas Tech 1997-2000. Pro defensive tackle Tennessee Titans 2001-02. College coach: Texas Tech 2003, Texas A&M-Kingsville 2004-05, Texas A&M-Commerce 2006, West Texas A&M 2007, Stephen F. Austin 2008. Pro coach: Detroit Lions 2009-17, Miami Dolphins 2018. Joined 49ers in 2019.

**Klay Kubiak,** assistant quarterbacks; born Oct. 10, 1988, Houston, Texas. Quarterback Colorado State 2007-10. No pro playing experience. No college coaching experience. High school coach: Strake Jesuit (Houston; head coach) 2018-20. Pro coach: Joined 49ers in 2021.

**Anthony Lynn,** assistant head coach/running backs; born Dec. 21, 1968, McKinney, Texas. Running back Texas Tech 1988-91. Pro running back Denver Broncos 1993 and 1997-99, San Francisco 49ers 1995-96. No college coaching experience. Pro coach: Denver Broncos 2000-02, Jacksonville Jaguars 2003-04, Dallas Cowboys 2005-06, Cleveland Browns 2007-08, New York Jets 2009-14, Buffalo Bills 2015-16, Los Angeles Chargers 2017-20 (head coach), Detroit Lions 2021. Joined 49ers in 2022.

**August Mangin,** special teams quality control; born Jan. 6, 1987, Lewisville, Texas. Fullback LSU 2005-09. No pro playing experience. College coach: Northwestern State 2011, 2014-17, Alabama 2018, LSU 2012-13 and 2019-20. Pro coach: Joined 49ers in 2021.

**Asauni Rufus,** offensive quality control; born Dec. 12, 1995, Bakersfield, Calif. Defensive back Nevada 2014-18. No pro playing experience. College coach: Notre Dame 2019-20, Vanderbilt 2021. Pro coach: Joined 49ers in 2022.

**DelMeco Ryans,** defensive coordinator; born July 12, 1984, Bessemer, Ala. Linebacker Alabama 2002-05. Pro linebacker Houston Texans 2006-11, Philadelphia Eagles 2012-15. No college coaching experience. Pro coach: Joined 49ers in 2017.

**Brian Schneider,** special teams coordinator; born May 16, 1971, San Diego, Calif. Linebacker Colorado State 1989-93. No pro playing experience. College coach: Colorado State 1994-2002, UCLA 2003-05, Iowa State 2006, Air Force 2007, Southern California 2009. Pro coach: Oakland Raiders 2007-08, Seattle Seahawks 2010-20. Joined 49ers in 2022.

## SAN FRANCISCO 49ERS

**Deuce Schwartz**, offensive quality control; born Dec. 28, 1993, Englewood, N.J. Quarterback Union 2012. No pro playing experience. College coach: Georgia 2020, Missouri 2021. Pro coach: Buffalo Bills 2015-16, New Orleans Saints 2017-18, Cleveland Browns 2019. Joined 49ers in 2022.

**Nick Sorenson**, defensive assistant; born July 31, 1978, Winter Haven, Fla. Safety Virginia Tech 1997-2000. Pro safety St. Louis Rams 2001-02, Jacksonville Jaguars 2003-06, Cleveland Browns 2007-10. Pro coach: Seattle Seahawks 2012-20, Jacksonville Jaguars 2021. Joined 49ers in 2022.

**Bobby Slowik**, offensive passing game coordinator; born June 9, 1987, Green Bay, Wis. Wide receiver Michigan Tech 2005-09. No pro playing experience. No college coaching experience. Pro coach: Washington Redskins 2010-13. Joined 49ers in 2017.

**Darryl Tapp**, assistant defensive line; born Sept. 13, 1984, Chesapeake, Va. Defensive lineman Virginia Tech 2002-05. Pro defensive lineman Seattle Seahawks 2006-09, Philadelphia Eagles 2010-12, Washington Redskins 2013, Detroit Lions 2014-15, New Orleans Saints 2016, Tampa Bay Buccaneers 2017. College coach: Central Michigan 2018, Vanderbilt 2019, Virginia Tech 2020. Pro coach: New Orleans Saints 2017. Joined 49ers in 2021.

**Cory Undlin**, defensive passing game specialist/secondary; born June 29, 1971, St. Cloud, Minn. Defensive Back California Lutheran 1990-94. No pro playing experience. College coach: California Lutheran 1998-2002, Fresno State 2003. Pro coach: New England Patriots 2004, Cleveland Browns 2005-08, Jacksonville Jaguars 2009-11, Denver Broncos 2012-14, Philadelphia Eagles 2015-19, Detroit Lions 2020. Joined 49ers in 2021.

### RECORD HOLDERS

#### Individual Records—Career

Rushing (Yds.)	Frank Gore, 2005-14	11,073
Passing (Yds.)	Joe Montana, 1979-92	35,124
Passing (TDs)	Joe Montana, 1979-92	244
Receiving (No.)	Jerry Rice, 1985-2000	1,281
Receiving (Yds.)	Jerry Rice, 1985-2000	19,247
Interceptions	Ronnie Lott, 1981-90	51
Punting (Avg.)	Andy Lee, 2004-14	46.2
Punt Return (Avg.)	Ted Ginn Jr., 2010-12	11.8
Kickoff Return (Avg.)	Abe Woodson, 1958-64	29.4
Field Goals	Ray Wersching, 1977-87	190
Touchdowns (Tot.)	Jerry Rice, 1985-2000	187
Points	Jerry Rice, 1985-2000	1,130
*Sacks	Bryant Young, 1994-2007	89.5

#### INDIVIDUAL RECORDS—SINGLE SEASON

Rushing (Yds.)	Frank Gore, 2006	1,695
Passing (Yds.)	Jeff Garcia, 2000	4,278
Passing (TDs)	Steve Young, 1998	36
Receiving (No.)	Jerry Rice, 1995	122
Receiving (Yds.)	Jerry Rice, 1995	1,848
Interceptions	Dave Baker, 1960	10
	Ronnie Lott, 1986	10
Punting (Avg.)	Andy Lee, 2011	50.9
Punt Return (Avg.)	Jimmy Williams, 2002	16.8
Kickoff Return (Avg.)	Joe Arenas, 1953	34.4
Field Goals	David Akers, 2011	**44
Touchdowns (Tot.)	Jerry Rice, 1987	22
Points	David Akers, 2011	166
*Sacks	Aldon Smith, 2012	19.5

#### INDIVIDUAL RECORDS—SINGLE GAME

Rushing (Yds.)	Frank Gore, 11-19-06	212
Passing (Yds.)	Joe Montana, 10-14-90	476
Passing (TDs)	Joe Montana, 10-14-90	.6
Receiving (No.)	Terrell Owens, 12-17-00	20
Receiving (Yds.)	Jerry Rice, 12-18-95	289
Interceptions	Dave Baker, 12-4-60	**4
Field Goals	Ray Wersching, 10-16-83	.6
	Jeff Wilkins, 9-29-96	.6
	Robbie Gould, 12-17-17	.6
Touchdowns (Tot.)	Jerry Rice, 10-14-90	.5
Points	Jerry Rice, 10-14-90	30
*Sacks	Fred Dean, 11-13-83	.60

\*Sacks became an official statistic in 1982  
\*\*Tied NFL Record



## SAN FRANCISCO 49ERS

## 2022 VETERAN ROSTER

No.	Name	Pos.	Ht.	Wt.	Birthdate	NFL	College	Hometown	How Acq.	'21 Games/ Starts
						Exp.				
11	Aiyuk, Brandon	WR	6-0	200	3/17/98	3	Arizona State	Reno, Nev.	D1b-20	17/16
51	Al-Shaair, Azeez	LB	6-2	228	8/4/97	4	Florida Atlantic	Tampa, Fla.	FA-19	13/13
91	Armstead, Arik	DL	6-7	290	11/15/93	8	Oregon	Elk Grove, Calif.	D1-15	17/17
65	Banks, Aaron	OL	6-5	325	9/3/97	2	Notre Dame	El Cerrito, Calif.	D2-21	9/0
58	Barrett, Alex	DL	6-2	250	3/6/94	2	San Diego State	Mesa, Ariz.	FA-19	0*
97	Bosa, Nick	DL	6-4	266	10/23/97	4	Ohio State	Fort Lauderdale, Fla.	D1-19	17/17
64	Brendel, Jake	OL	6-4	299	9/10/92	5	UCLA	Plano, Texas	FA-20	16/0
60	Brunskill, Daniel	OL	6-5	300	1/27/94	4	San Diego State	Valley Center, Calif.	FA-19	17/17
48	Burks, Oren	LB	6-3	233	3/21/95	5	Vanderbilt	Lorton, Va.	UFA(GB)-22	17/3*
31	Dennard, Darqueze	CB	5-11	202	10/10/91	8	Michigan State	Jeffersonville, Ga.	FA-21	2/0*
82	Dwelle, Ross	TE	6-5	235	1/26/95	5	San Diego	El Dorado Hills, Calif.	FA-18	17/2
56	Ebukam, Samson	DL	6-3	245	5/9/95	6	Eastern Washington	Portland, Ore.	UFA(LAR)-21	17/11
45	Flannigan-Fowles, Demetrius	LB	6-2	210	9/4/96	3	Arizona	Tucson, Ariz.	FA-19	17/2
55	Ford, Dee	DL	6-2	252	3/19/91	9	Auburn	Odenville, Ala.	T(KC)-19	6/0
49	Fumagalli, Troy	TE	6-6	248	2-17-95	5	Wisconsin	Aurora, Ill.	FA-22	0*
10	Garoppolo, Jimmy	QB	6-2	225	11/2/91	9	Eastern Illinois	Rolling Meadows, Ill.	T(NE)-17	15/15
90	Givens, Kevin	DL	6-1	285	3/1/97	3	Penn State	Newark, N.J.	FA-19	13/0
9	Gould, Robbie	K	6-0	190	12/6/82	18	Penn State	Jersey Shore, Pa.	UFA(NYG)-17	13/0
57	Greenlaw, Dre	LB	6-0	230	5/25/97	4	Arkansas	Fayetteville, Ark.	D5-19	3/2
23	Hasty, Ja'Mycal	RB	5-8	205	9/12/96	3	Baylor	Longview, Texas	FA-20	11/0
24	Hollman, Ka'dar	CB	6-0	196	9/18/94	3	Toledo	Burlington, N.J.	FA-22	0*
84	Hudson, Tanner	TE	6-5	239	11/12/94	3	Southern Arkansas	Camden, Tenn.	FA-21	2/0
29	Hufanga, Talanoa	S	6-0	200	2/1/00	2	Southern California	Corvallis, Ore.	D5c-21	15/3
96	Hurst, Maurice	DL	6-2	291	5/9/95	5	Michigan	Westwood, Mass.	FA-21	2/0
92	Hyder Jr., Kerry	DL	6-2	275	5/2/91	7	Texas Tech	Austin, Texas	FA-22	15/7*
15	Jennings, Jauan	WR	6-3	212	7/10/97	2	Tennessee	Murfreesboro, Tenn.	D7-20	16/1
27	Johnson, Dontae	CB	6-2	200	12/1/91	9	North Carolina State	Pennington, N.J.	FA-19	16/3
13	Johnson, KeeSean	WR	6-1	201	10/9/96	3	Fresno State	Palo Alto, Calif.	FA-22	0*
6	Johnson, Marcus	WR	6-1	207	8/5/94	6	Texas	League City, Texas	FA-21	7/3*
44	Juszczyk, Kyle	FB	6-1	235	4/23/91	10	Harvard	Lodi, Ohio	UFA(Bal)-17	17/16
99	Kinlaw, Javon	DT	6-5	319	10/3/97	3	South Carolina	Charleston, S.C.	D1a-20	4/4
85	Kittle, George	TE	6-4	250	10/9/93	6	Iowa	Norman, Okla.	D5a-17	14/14
47	Kroft, Tyler	TE	6-6	252	10-15-92	8	Rutgers	Downingtown, Pa.	FA-22	9/6*
5	Lance, Trey	QB	6-4	224	5/9/00	2	North Dakota State	Marshall, Min.	D1-21	6/2
38	Lenoir, Deommodore	DB	5-10	200	10/6/99	2	Oregon	Los Angeles, Calif.	D5b-21	13/2
50	Mack, Alex	C	6-4	311	11/19/85	14	California-Berkeley	Santa Barbara, Calif.	UFA(Atl)-21	17/17
81	Mack, Austin	WR	6-2	215	8/31/97	2	Ohio State	Fort Wayne, Ind.	FA-21	0*
88	Mathews, Jordan	TE	6-3	236	7/16/92	7	Vanderbilt	Madison, Ala.	FA-21	1/0
3	McCloud, Ray-Ray	WR	5-9	190	10/15/96	5	Clemson	Tampa, Fla.	UFA(Pit)-22	16/5*
69	McGlinchey, Mike	T	6-8	310	1/12/95	5	Notre Dame	Philadelphia, Pa.	D1-18	8/8
68	McKivitz, Colton	OL	6-6	301	8/9/96	3	West Virginia	Jacobsburg, Ohio	D5-20	1/1
25	Mitchell, Elijah	RB	5-10	200	5/2/98	2	Louisiana	Erath, La.	D6-21	11/10
76	Moore, Jaylon	OL	6-4	311	1/9/98	2	Western Michigan	Detroit, Mich.	D5a-21	7/3
33	Moore, Tarvarius	DB	6-2	200	8/16/96	5	Southern Mississippi	Quitman, Miss	D3b-18	0*
4	Moseley, Emmanuel	CB	5-11	190	3/25/96	5	Tennessee	Greensboro, N.C.	FA-18	11/11
30	Odum, George	S	6-1	202	11/3/93	5	Central Arkansas	Millington, Tenn.	UFA(Ind)-22	17/7*
92	Omenihu, Charles	DL	6-5	280	8/20/97	4	Texas	Rowlett, Texas	T(Hou)-21	15/2*
46	Pepper, Taybor	LS	6-4	245	5/28/94	5	Michigan State	Saline, Mich.	FA-20	17/0
98	Ridgeway, Hassan	DL	6-3	305	11/2/94	7	Texas	Mansfield, Texas	UFA(Phi)-22	17/1*
59	Robinson, Curtis	LB	6-3	235	6/2/98	2	Stanford	Santa Ana, Calif.	FA-21	6/0*
19	Samuel, Deebo	WR	6-0	215	1/15/96	4	South Carolina	Inman, S.C.	D2-19	16/15
28	Sermon, Trey	RB	6-0	215	1/30/99	2	Ohio State	Marietta, Ga.	D3a-21	9/2
67	Skule, Justin	OL	6-6	315	11/23/96	4	Vanderbilt	Clifton, Va.	D6b-19	0*
7	Sudfeld, Nate	QB	6-6	227	10/7/93	6	Indiana	Modesto, Calif.	UFA(Phi)-21	0*
66	Sutherland, Keaton	OL	6-5	315	2/12/97	2	Texas A&M	Flower Mound, Texas	FA-22	1/0*
20	Thomas, Ambry	CB	6-0	190	9/9/99	2	Michigan	Detroit, Mich.	D3b-21	12/5
53	Turay, Kemoko	DL	6-5	248	7/11/95	5	Rutgers	Newark, N.J.	UFA(Ind)-22	13/0*
17	Turner, Malik	WR	6-2	202	1/30/96	5	Illinois	Springfield, Ill.	FA-22	14/0*
2	Verrett, Jason	CB	5-10	188	6/18/91	9	TCU	Fairfield, Calif.	UFA(LAC)-19	1/0
35	Ward, Charvarius	CB	6-1	196	5/16/96	5	Middle Tennessee	McComb, Miss.	UFA(KC)-22	13/12*
1	Ward, Jimmie	DB	5-11	195	7/18/91	9	Northern Illinois	Mobile, Ala.	D1-14	16/16
54	Warner, Fred	LB	6-3	230	11/19/96	5	Brigham Young	San Marcos, Calif.	D3a-18	16/16
71	Williams, Trent	T	6-5	320	7/19/88	13	Oklahoma	Longview, Texas	T(Was)-20	15/15
75	Willis, Jordan	DL	6-4	270	5/2/95	6	Kansas State	Kansas City, Mo.	T(NYJ)-20	10/0
22	Wilson Jr., Jeff	RB	6-0	213	11/16/95	5	North Texas	Elkhart, Texas	FA-18	9/4
18	Wishnowsky, Mitch	P	6-2	220	3/3/92	4	Utah	Perth, Australia	D4-19	17/0
89	Woerner, Charlie	TE	6-5	241	10/16/97	3	Georgia	Tiger, Ga.	D6-20	17/3

## SAN FRANCISCO 49ERS

\* Barrett last active with San Francisco in '20; Burks played 17 games with Green Bay; Dennard played one game with New York Giants; Fumagalli missed '21 season because of injury; Hollman last active with Green Bay in '20; Hyder played 15 games with Seattle; K.Johnson last active with Arizona in '20; M.Johnson played seven games with Tennessee; Au.Mack last active with New York Giants in '20; Kroft played nine games with New York Jets; McCloud played 16 games with Pittsburgh; T.Moore missed '21 season because of injury; Odum played 17 games with Indianapolis; Omenihu played six games with Houston; Ridgeway played 17 games with Philadelphia; Robinson played three games with Denver; Skule missed '21 season because of injury; Sudfeld last active with Philadelphia in '20; Sutherland played one game with Cincinnati; Turay played 13 games with Indianapolis; Turner played 14 games with Dallas; C.Ward played 13 games with Kansas City.

Players lost through unrestricted free agency (10): RB Trenton Cannon (TEN, 11 games in '21); OL Tom Compton (DEN, 17); LB Marcell Harris (NYJ, 15); WR Richie James (NYG, 0); DL D.J. Jones (DEN, 17); DL Arden Key (JAC, seven); RB Raheem Mostert (MIA, one); WR Trent Sherfield (MIA, 17); OL Laken Tomlinson (NYJ, 17); CB K'Waun Williams (DEN, 14).

Also played with 49ers in '21—LB Tyrell Adams (five games); WR River Cracraft (six); CB Davontae Harris (one); RB Brian Hill (three); S Tony Jefferson (two); RB Kerryon Johnson (one); DL Zach Kerr (four); CB Dre Kirkpatrick (six); LB Justin March (one); S Kai Nacua (one); LB Mark Nzeocha (two); RB Jacques Patrick (two); CB Buster Skrine (one); K Joey Slye (three); CB Saivion Smith (one); DL Kentavious Street (17); S Jarrod Wilson (four).

### FIRST-YEAR ROSTER

Name	Pos.	Ht.	Wt.	Birthdate	College	Hometown	How Acq.
Atkins, Kevin	DL	6-2	307	7/30/1998	Fresno State	San Diego, Calif.	FA
Burford, Spencer	OL	6-4	300	7/19/2000	Texas-San Antonio	San Antonio, Texas	D4
Castro-Fields, Tariq	CB	6-1	197	1/14/1999	Penn State	Upper Marlboro, Md.	D6C
Davis-Price, Tyrion	RB	6-1	219	10/23/2000	LSU	Baton Rouge, La.	D3A
Davis, Kalia	DL	6-2	310	10/2/1998	Central Florida	Pensacola, Fla.	D6B
Gemmel, Jeremiah	LB	6-1	225	11/5/1998	North Carolina	Sharpsburg, Ga.	FA
Gray, Danny	WR	6-0	200	4/1/1999	Southern Methodist	Dallas, Texas	D3B
Gutierrez, Alfredo (1)	OL	6-9	332	12/29/1995	Mexico	Tijuana, Mexico	FA-21
Hawkins, Tayler	S	6-1	205	12/27/1997	San Diego State	Palm Springs, Calif.	FA
Hokit, Josh (1)	FB	6-1	225	11/12/1997	Fresno State	Clovis, Calif.	FA-20
Jackson, Drake	DL	6-4	273	4/12/2001	Southern California	Corona, Calif.	D2
Knight, Qwuantrazz	CB	6-0	199	10/10/1997	UCLA	Havana, Fla.	FA
Mack, Taysir	WR	6-2	190	9/17/1998	Pittsburgh	Brooklyn, N.Y.	FA
Martin, Tay	WR	6-3	185	12/14/1997	Oklahoma State	Houma, La.	FA
Mason, Jordan	RB	5-11	223	5/24/1999	Georgia Tech	Gallatin, Tenn.	FA
McCrary-Ball, Marcelino	LB	6-0	214	3/23/1999	Indiana	Roswell, Ga.	FA
O'Neal Jr., Leon	S	6-1	210	12/23/1998	Texas A&M	Cypress, Texas	FA
Olubi, Segun	LB	6-2	220	11/1/1999	San Diego State	Corona, Calif.	FA
Poe, Jason	OL	6-1	300	7/27/1998	Mercer	Fitzgerald, Ga.	FA
Purdy, Brock	QB	6-1	220	12/27/1999	Iowa State	Gilbert, Ariz.	D7
Schlueter, Sam	OL	6-6	309	8/11/1997	Minnesota	Mayer, Minn.	FA
West, Dohnovan	OL	6-4	300	5/19/2001	Arizona State	Mission Hills, Calif.	FA
Womack III, Samuel	CB	5-10	189	7/7/1999	Toledo	Detroit, Mich.	D5
Zakelj, Nick	OL	6-6	316	6/22/1999	Fordham	Broadview Heights, Ohio	D6A

The term NFL Rookie is defined as a player who is in his first season of professional football and has not been on the roster of another professional football team for any regular-season or postseason games. A Rookie is designated by an "R" on NFL rosters. Players who have been active in another professional football league or players who have NFL experience, including either preseason training camp or being on an Active List or Inactive List, or on Reserve/Injured or Reserve/Physically Unable to Perform for fewer than six regular-season games, are termed NFL First-Year Players. An NFL First-Year Player is designated by a "1" on NFL rosters. Thereafter, a player is credited with an additional year of experience for each season in which he accumulates six games on the Active List or Inactive List, or on Reserve/Injured or Reserve/Physically Unable to Perform.

Log on to [www.49ers.com](http://www.49ers.com) for an up-to-date roster.

# SEATTLE SEAHAWKS



National Football Conference  
West Division

Virginia Mason Athletic Center  
12 Seahawks Way  
Renton, WA 98056  
Telephone: (425) 203-8000

Team Colors: College Navy, Wolf Grey,  
Action Green

## 2022 SCHEDULE

### PRESEASON

Aug. 13 at Pittsburgh.....4:00 PM  
Aug. 18 Chicago.....5:00 PM  
Aug. 26 at Dallas.....5:00 PM

### REGULAR SEASON

Sept. 12 Denver (Mon).....5:15 PM  
Sept. 18 at San Francisco.....1:05 PM  
Sept. 25 Atlanta.....1:25 PM  
Oct. 2 at Detroit.....10:00 AM  
Oct. 9 at New Orleans.....10:00 AM  
Oct. 16 Arizona.....1:05 PM  
Oct. 23 at L.A. Chargers.....1:25 PM  
Oct. 30 N.Y. Giants.....1:25 PM  
Nov. 6 at Arizona.....1:05 PM  
Nov. 13 vs Tampa Bay (Munich)....6:30 AM  
BYE  
Nov. 27 Las Vegas.....1:05 PM  
Dec. 4 at L.A. Rams.....1:05 PM  
Dec. 11 Carolina.....1:25 PM  
Dec. 15 San Francisco (Thu).....5:15 PM  
Dec. 24 at Kansas City (Sat).....10:00 AM  
Jan. 1 N.Y. Jets.....1:05 PM  
Jan. 7/8 L.A. Rams.....TBD  
*\*All times PT*

**Stadium:** Lumen Field  
Seattle, WA 98134  
**Opened:** 2002  
**Capacity:** 68,740  
**Playing Surface:** FieldTurf

**Training Camp:**  
Virginia Mason Athletic Center  
Renton, WA 98056

## CLUB OFFICIALS

Owner: Paul G. Allen Trust  
Chair, Seahawks: Trustee of Paul G. Allen Trust: Jody Allen  
Vice Chair, Seattle Seahawks and Portland Trail Blazers: Bert Kolde  
President, Seahawks and First & Goal Inc.: Chuck Arnold  
Executive VP of Football Operations/Head Coach: Pete Carroll  
Executive Vice President/General Manager: John Schneider  
Chief Communications Officer: Dave Pearson  
Chief Financial Officer: Karen Spencer  
Chief Human Resources Officer: Cindy Kelley  
Chief Legal Officer: Ed Goines  
Chief Operating Officer: David Young  
Chief Revenue Officer: Amy Sprangers  
Vice President of Human Resources: Sarita Carter  
Vice President/General Counsel: Alen Cisija  
Vice President of Business Strategy & Analytics: Jeff Dunn  
Vice President of Community Outreach: Mike Flood  
Vice President of Finance: Peter Fonfara  
Vice President of Operations & General Manager of Lumen Field: Zach Hensley  
Vice President of Player Engagement: Maurice Kelly  
Vice President of Ticket Sales & Service: Chris Lawrence  
Vice President of Marketing and Community Engagement: Jeff Richards  
Vice President of Technology: Chip Suttles  
Vice President of Football Administration: Matt Thomas  
Vice President of Diversity, Equity & Inclusion: Karen Wilkins-Mickey  
Vice President of Corporate Partnerships: Lisa Young  
Vice President/Health & Player Performance: Sam Ramsden  
Vice President of Player Personnel: Trent Kirchner  
Director of College Scouting: Matt Berry  
Director of Pro Personnel: Nolan Teasley  
Assistant Director of Pro Personnel: Willie Schneider  
Personnel Executive: Jason Barnes  
Sr. Director of Video Operations: Rob Porteus  
Director of Equipment: Erik Kennedy  
Director of Team Operations: Matt Capurro  
Director of Team Travel: Jeremy Young  
Director of Communications: Jeff Garza  
Director of Media Service Operations: Julie Barber  
Director of Business Communications: Kaitlin Goodall  
Director of Game Entertainment & Special Events: Ryan Madayag  
Director of I.T./Information Security Officer: Sterling Monroe  
Director of Broadcasting: Brian O'Connell  
Director of Digital & Emerging Media: Kenton Olson  
Managing Director of Consumer Experience: Doug Orwiler  
Managing Director of Community Engagement: Becca Stout  
Director of Fields & Conversion: John Wright

## COACHING HISTORY (391-368-1)

*Records include postseason games*

1976-82 Jack Patera.....35-59-0  
1982 Mike McCormack.....4-3-0  
1983-91 Chuck Knox.....83-67-0  
1992-94 Tom Flores.....14-34-0  
1995-98 Dennis Erickson.....31-33-0  
1999-2008 Mike Holmgren.....90-80-0  
2009 Jim Mora.....5-11-0  
2010- Pete Carroll.....129-81-1  
*\*Released after two games in 1982*

## PAID ATTENDANCE, 2021

Home 529,976                      Away 573,000  
Total 1,102,976  
Single-game home record,  
68,681 (12/16/00)  
Single-season home record,  
536,600 (2018)

## 2022 DRAFT CHOICES

Rd	Name	Pos	College
1	Charles Cross	T	Mississippi St.
	Boye Mafe	LB	Minnesota
2	Kenneth Walker	RB	Michigan St.
3	Abraham Lucas	T	Washington St.
4	Coby Bryant	DB	Cincinnati
5	Tariq Woolen	DB	Texas-San Antonio
5	Tyreke Smith	LB	Ohio St.
7	Bo Melton	WR	Rutgers
7	Dareke Young	WR	Lenoir-Rhyne

## SEATTLE SEAHAWKS

### 2021 TEAM RECORD

#### REGULAR SEASON (7-10)

Date	Opponent	Result
Sept. 12	at Indianapolis	W 28-16
Sept. 19	TENNESSEE (OT)	L 30-33
Sept. 26	at Minnesota	L 17-30
Oct. 3	at San Francisco	W 28-21
Oct. 7	L.A. RAMS	L 17-26
Oct. 17	at Pittsburgh (OT)	L 20-23
Oct. 25	NEW ORLEANS	L 10-13
Oct. 31	JACKSONVILLE	W 31-7
Nov. 14	at Green Bay	L 0-17
Nov. 21	ARIZONA	L 13-23
Nov. 29	at Washington	L 15-17
Dec. 5	SAN FRANCISCO	W 30-23
Dec. 12	at Houston	W 33-13
Dec. 21	at L.A. Rams	L 10-20
Dec. 26	CHICAGO	L 24-25
Jan. 2	DETROIT	W 51-29
Jan. 9	at Arizona	W 38-30

#### SCORE BY PERIODS

Team	82	138	78	97	0	—	395
Opponents	61	101	86	112	6	—	366

#### 2021 TEAM STATISTICS

	Team	Opp.
Total First Downs	302	400
Rushing	106	124
Passing	166	240
Penalty	30	36
3rd Down: Made/Att	72/193	88/224
3rd Down Pct.	37.3	39.3
4th Down: Made/Att	4/11	13/31
4th Down Pct.	36.4	41.9
Possession Avg.	25:15	34:45
Total Net Yards	5506	6445
Avg. Per Game	323.9	379.1
Total Plays	954	1201
Avg. Per Play	5.8	5.4
Net Yards Rushing	2074	1932
Avg. Per Game	122.0	113.6
Total Rushes	413	509
Net Yards Passing	3432	4513
Avg. Per Game	201.9	265.5
Sacked/Yards Lost	46/383	34/253
Gross Yards	3815	4766
Att./Completions	495/324	658/443
Completion Pct.	65.5	67.3
Had Intercepted	7	11
Punts/Average	83/46.9	68/45.9
Net Punting Avg.	83/41.7	68/41.4
Penalties/Yards	97/803	96/919
Fumbles/Ball Lost	17/6	19/7
Touchdowns	49	41
Rushing	18	16
Passing	30	24
Returns	1	1

### 2021 INDIVIDUAL STATISTICS

PASSING	Att	Cmp	Yds	Cmp%	Yds/Att	TD	Int	Int%	LG	Sk/Lost	Rtng	
Wilson	400	259	3113	64.8	7.78	25	6.3	6	1.5	69t	33/266	103.1
Smith	95	65	702	68.4	7.39	5	5.3	1	1.1	84t	13/117	103.0
Team	495	324	3815	65.5	7.71	30	6.1	7	1.4	84t	46/383	103.1
Opponents	658	443	4766	67.3	7.24	24	3.6	11	1.7	76t	34/253	93.6

#### TD TD TD TD

SCORING	Tot	Ru	Rec	Rt	PAT	FG	Saf	Pts
Myers	0	0	0	0	44/47	17/23	0	95
Metcalf	12	0	12	0			0	72
Lockett	8	0	8	0			0	50
Penny	6	6	0	0			0	36
Everett	4	0	4	0			0	24
Swain	4	0	4	0			0	24
Carson	3	3	0	0			0	18
Collins	2	2	0	0			0	12
Dallas	2	2	0	0			0	12
Homer	2	1	0	1			0	12
Peterson	1	1	0	0			0	6
Wilson	2	2	0	0			0	12
Dissly	1	0	1	0			0	6
Esikridge	1	0	1	0			0	6
Smith	1	1	0	0			0	6
Dunlap	0	0	0	0			1	2
Green	0	0	0	0			0	2
Team	49	18	30	1	44/47	17/23	1	395
Opponents	41	16	24	1	31/36	27/33	0	366

2-Pt Conv: Lockett. Team 1-2. Opponents 4-5.

#### RUSHING

	No.	Yds	Avg	LG	TD
Penny	119	749	6.3	62t	6
Collins	108	411	3.8	25	2
Carson	54	232	4.3	33	3
Wilson	43	183	4.3	17	2
Homer	21	177	8.4	73t	1
Dallas	33	138	4.2	15	2
Peterson	11	16	1.5	7	1
Esikridge	4	59	14.8	30	0
Smith	9	42	4.7	12	1
Swain	5	32	6.4	11	0
Everett	3	20	6.7	13	0
Lockett	2	9	4.5	7	0
Metcalf	1	6	6.0	6	0
Team	413	2074	5.0	73t	18
Opponents	509	1932	3.8	60t	16

#### RECEIVING

	No.	Yds	Avg	LG	TD
Metcalf	75	967	12.9	84t	12
Lockett	73	1175	16.1	69t	8
Everett	48	478	10.0	41	4
Swain	25	343	13.7	68t	4
Dissly	21	231	11.0	39	1
Dallas	21	133	6.3	29	0
Homer	16	161	10.1	31	0
Esikridge	10	64	6.4	17	1
Collins	9	87	9.7	28	0
Hart	7	59	8.4	16	0
Penny	6	48	8.0	27	0
Carson	6	29	4.8	16	0
Parkinson	5	33	6.6	12	0
Bellore	1	4	4.0	4	0
Dorsett	1	3	3.0	3	0
Team	324	3815	11.8	84t	30
Opponents	443	4766	10.8	76t	24

#### INTERCEPTIONS

	No.	Yds	Avg	LG	TD
Diggs	5	68	13.6	29	0
Reed	2	9	4.5	7	0
J.Adams	2	0	0.0	0	0
Amadi	1	12	12.0	12	0
Wagner	1	3	3.0	3	0
Team	11	92	8.4	29	0
Opponents	7	40	5.7	33	0

#### PUNTING

	No.	Yds	Avg	Net TB	In20	LG	B	
Dickson	83	3895	46.9	41.7	10	40	68	0
Team	83	3895	46.9	41.7	10	40	68	0
Opponents	68	3124	45.9	41.4	6	24	64	0

#### PUNT

RETURNS	Ret	FC	Yds	Avg	LG	TD
Swain	22	22	189	8.6	22	0
Lockett	1	0	3	3.0	3	0
Neal	0	1	0	---	---	0
Team	23	23	192	8.3	22	0
Opponents	32	22	234	7.3	28	0

#### KICKOFF

RETURNS	No.	Yds	Avg	LG	TD
Dallas	33	764	23.2	40	0
Esikridge	2	54	27.0	27	0
Homer	1	44	44.0	44t	1
Parkinson	1	13	13.0	13	0
Reed	1	19	19.0	19	0
Team	38	894	23.5	44t	1
Opponents	50	986	19.7	47	0

#### FIELD

GOALS	1-19	20-29	30-39	40-49	50+
Myers	0/0	2/2	9/11	3/5	3/5
Team	0/0	2/2	9/11	3/5	3/5
Opponents	0/0	8/8	11/13	3/6	5/6

#### SACKS

	No.
Dunlap	8.5
Green	6.5
Taylor	6.5
Ford	2.0
Hyder	1.5
Mone	1.5
Woods	1.5
Brooks	1.0
Mayowa	1.0
Neal	1.0
A.Robinson	1.0
Wagner	1.0
(Team)	1.0
Team	34.0
Opponents	46.0

## SEATTLE SEAHAWKS

## 2022 COACHING STAFF

**Pete Carroll, Executive VP of Football Operations/Head Coach**

**Pro Career:** Named as Seattle's eighth head coach on Jan. 11, 2010. Led Seattle to its first Super Bowl title in franchise history in 2013 after posting a 13-3 record and a 43-8 victory over Denver in Super Bowl XLVIII, followed by a consecutive appearance in Super Bowl XLIX vs. New England. Pro coaching background: Buffalo Bills (defensive backs, 1984), Minnesota Vikings (defensive backs 1985-89), N.Y. Jets (defensive coordinator 1990-93, head coach 1994), San Francisco 49ers (defensive coordinator 1995-96). From 1997-99 was New England Patriots head coach, posting a 27-21 record and two playoff appearances. Career record: 163-114-1.

**Background:** Two-time All-Pacific Coast Conference safety at Pacific (1971-72), where he earned degree in business administration (1973) and secondary teaching credential and master's degree in physical education (1976). No pro playing experience. College coach: Pacific 1974-76 and 1983, Arkansas 1977, Iowa State 1978, Ohio State 1979, North Carolina State 1980-82, Southern California 2001-09, where he posted a 97-19 record, won seven consecutive Pac-10 titles (2002-08) and two national championships.

**Personal:** Born Sept. 15, 1951, in San Francisco, Calif. He and his wife, Glenna, have three children and seven grandchildren.

## ASSISTANT COACHES

**Dave Canales,** quarterbacks: born May 7, 1981, Carson, Calif. Wide receiver Azusa Pacific 2000-03. No pro playing experience. College coach: El Camino (Calif.) J.C. 2006-08, Southern California 2009. Pro coach: Joined Seahawks in 2010.

**Nate Carroll,** senior offensive assistant: born March 24, 1987, Edina, Minn. Attended Southern California. No college or pro playing experience. No college coaching experience. Pro coach: Joined Seahawks in 2010.

**Aaron Curry,** assistant defensive line/defensive ends: born April 6, 1986, Fayetteville, N.C. Linebacker Wake Forest 2005-08. Pro linebacker Seattle Seahawks 2009-11, Oakland Raiders 2011-12. No college coaching experience. Pro coach: Joined Seahawks in 2019.

**Sean Desai,** associate head coach/defense, born April 21, 1983, Shelton, Conn. Attended Boston University. No college or pro playing experience. College coach: Temple 2007-10, Miami (Fla.) 2011, Boston College 2012. Pro coach: Chicago Bears 2013-21. Joined Seahawks in 2022.

**Andy Dickerson,** offensive line: born Jan. 29, 1982, Wilmington, Del. Offensive lineman Tufts 1999-2002. No pro playing experience. College coach: Tufts 2003. Pro coach: New York Jets 2006-08 and 2011, Cleveland Browns 2009-10, Los Angeles Rams 2012-20. Joined Seahawks in 2021.

**Thomas Garcia,** strength and conditioning assistant: born Nov. 12, 1978, Farmington, N.M. Attended Texas Tech. No college or pro playing experience. No college coaching experience. Pro coach: Joined Seahawks in 2019.

**John Glenn,** linebackers: born July 20, 1981, Scranton, Pa. Linebacker East Stroudsburg 2002-05. No pro playing experience. College coach: Washington 2010-11. Pro coach: Joined Seahawks in 2012.

**Clint Hurt,** defensive coordinator: Nov. 7, 1978, Rochester, N.Y. Defensive lineman Miami (Fla.) 1997-2000. No pro playing experience. College coach: Miami (Fla.) 2001-04 and 2006-09, Florida International 2005, Louisville 2010-13. Pro coach: Chicago Bears 2014-16. Joined Seahawks in 2017.

**Brad Ildzik,** assistant wide receivers: born Oct. 20, 1991, Mercer Island, Wash. Wide receiver Lehigh 2010 and Wake Forest 2011-13. No pro playing experience. College coach: Stanford 2014-18. Pro coach: Joined Seahawks in 2019.

**Larry Izzo,** special teams coordinator: born Sept. 26, 1974, Fort Belvoir, Va. Linebacker Rice 1992-95. Pro linebacker Miami Dolphins 1996-2000, New England Patriots 2001-08, New York Jets 2009. No college coaching experience. Pro coach: New York Giants 2011-15, Houston Texans 2016-17. Joined Seahawks in 2018.

**Kerry Joseph,** assistant quarterbacks: born Oct. 4, 1973, New Iberia, La. Quarterback McNeese State 1992-95. Pro safety Seattle Seahawks 1998-2001. College coach: McNeese State 2016-18, Southeast Louisiana State 2019. Pro coach: Joined Seahawks in 2020.

**Kell'i Kekuwa,** assistant offensive line: born Dec. 2, 1992, Keanu, Hawaii. Center Arizona Western J.C. 2010-11 and Bowling Green 2012-13. No pro playing experience. College coach: Wake Forest 2015-16, Minnesota 2017, Henderson State 2018, Notre Dame 2019. Pro coach: Joined Seahawks in 2020.

**Sanjay Lal,** offensive passing game coordinator/wide receivers: born July 23, 1969, London, England. Wide receiver Washington 1990-92. Pro wide receiver Oakland Raiders 1995, St. Louis Rams 1998, Scottish Claymores (NFL) 1999. College coach: Los Medanos College 2003, St. Mary's College 2004, California 2004-06. Pro coach: Oakland Raiders 2007-11, N.Y. Jets 2012-14, Buffalo Bills 2015-16, Indianapolis Colts 2017, Dallas Cowboys 2018-19, Seattle Seahawks 2020, Jacksonville Jaguars 2021. Rejoined Seahawks in 2022.

**Damione Lewis,** assistant defensive line/defensive tackles: born March 1, 1978, Sulphur Springs, Texas. Defensive tackle Miami (Fla.) 1997-2000. Pro defensive tackle St. Louis Rams 2001-05,

Carolina Panthers 2006-09, Houston Texans 2010. Pro coach: Joined Seahawks in 2020.

**Ivan Lewis,** head strength and conditioning: born Sept. 14, 1978, Idaho Falls, Idaho. Attended Idaho. No college or pro playing experience. College coach: San Diego 2002-03, Southern California 2006-08 and 2014-18, Washington 2009-13. Pro coach: San Diego Chargers 2004-05. Joined Seahawks in 2019.

**Pat McPherson,** tight ends: born April 15, 1969, Santa Clara, Calif. Linebacker Santa Clara 1991-92. No pro playing experience. No college coaching experience. Pro coach: San Francisco 49ers 1996, Denver Broncos 1998-2008. Joined Seahawks in 2010.

**Chad Morton,** run game coordinator/running backs: born April 4, 1977, Torrance, Calif. Running back Southern California 1995-99. Pro running back New Orleans Saints 2000, New York Jets 2001-02, Washington Redskins 2003-04, New York Giants 2005-06. No college coaching experience. Pro coach: Green Bay Packers 2009-13. Joined Seahawks in 2014.

**Mark Philipp,** strength and conditioning assistant: born Nov. 12, 1982, San Bernardino, Calif. Defensive tackle Southern Illinois 2002-05. No pro playing experience. College coach: Oregon State 2009-13, Southern California 2014 and 2018, Nebraska 2015-17. Pro coach: Joined Seahawks in 2019.

**Karl Scott,** defensive passing game coordinator/defensive backs: born May 2, 1985, Houston, Texas. Defensive back McMurry University 2003-06. No pro playing experience. College coach: Delta State 2007, Tusculum 2008-11, Southeastern Louisiana 2012-14, Louisiana Tech 2015, Texas Tech 2016-17, Alabama 2018-20. Pro coach: Minnesota Vikings 2021. Joined Seahawks in 2022.

**DeShawn Shead,** assistant defensive backs: born June 28, 1989, Palmdale, Calif. Defensive back Portland State 2008-11. Pro defensive back Seattle Seahawks 2012-17, Detroit Lions 2018, New Orleans Saints 2019. No college coaching experience. Pro coach: Joined Seahawks in 2021.

**Carl Smith,** associate head coach: born April 26, 1948, Wasco, Calif. Quarterback Bakersfield College 1966-67, defensive back Cal Poly-SLO 1969-70. No pro playing experience. College coach: Cal-Poly SLO 1971, Colorado 1972-73, Louisiana-Lafayette 1974-78, Lamar 1979-81, North Carolina State 1982, Southern California 2004. Pro coach: Philadelphia Stars (USFL) 1983-85, New Orleans Saints 1986-96, New England Patriots 1997-99, Cleveland Browns 2001-03 and 2009-10, Seattle Seahawks 2011-18, Houston Texans 2019-20. Rejoined Seahawks in 2021.

## SEATTLE SEAHAWKS

**Tracy Smith**, assistant special teams: born Feb. 23, 1982, Beaumont, Texas. Attended LSU. No college or pro playing experience. College coach: Utah State 2006-08. Pro coach: Cleveland Browns 2009-10, Seattle Seahawks 2011, San Francisco 49ers 2012-14, Oakland Raiders 2015-17, Houston Texans 2018-20. Rejoined Seahawks in 2021.

**Grant Steen**, strength and conditioning assistant: born Oct. 22, 1980, Emmetsburg, Iowa. Linebacker Iowa 2000-03. No pro playing experience. College coach: Hawaii-Manoa 2010-13, Washington 2013, Southern California 2014-15, Stanford 2016, Minnesota 2017. Pro coach: Joined Seahawks in 2019.

**Will Tukuafu**, quality control/defense: born Jan. 3, 1984, Salt Lake City, Utah. Defensive end Oregon 2007-10. Pro fullback San Francisco 49ers 2011-13, Seattle Seahawks 2014-16. No college coaching experience. Pro coach: Joined Seahawks in 2021.

**Danny van Dijk**, strength and conditioning assistant: born Nov. 20, 1987, Sydney, Australia. Attended Australian College of Physical Education. No college or pro playing experience. No college coaching experience. Pro coach: Joined Seahawks in 2019.

**Shane Waldron**, offensive coordinator: born Aug. 17, 1979, Portland, Ore. Tight end Tufts 1999-2002. No pro playing experience. College coach: Notre Dame 2005-07, Massachusetts 2012-15. Pro coach: New England Patriots 2002-04 and 2008-09, Hartford Colonials (UFL) 2010, Washington Redskins 2016, Los Angeles Rams 2017-20. Joined Seahawks in 2021.

**Jamie Yanchar**, assistant strength and conditioning, born Dec. 29, 1963, Cleveland, Ohio. Attended Louisville. No college or pro playing experience. College coach: Southern California 1990-2009. Pro coach: Joined Seahawks in 2010.

### RECORD HOLDERS

#### INDIVIDUAL RECORDS—CAREER

Rushing (Yds.)	Shaun Alexander, 2000-07	9,429
Passing (Yds.)	Russell Wilson, 2012-21	37,059
Passing (TDs)	Russell Wilson, 2012-21	292
Receiving (No.)	Steve Largent, 1976-89	819
Receiving (Yds.)	Steve Largent, 1976-89	13,089
Interceptions	Dave Brown, 1976-86	50
Punting (Avg.)	Michael Dickson, 2018-21	47.4
Punt Return (Avg.)	Charlie Rogers, 1999-2001	12.7
Kickoff Return (Avg.)	Leon Washington, 2010-12	26.2
Field Goals	Steven Hauschka, 2011-16	175
Touchdowns (Tot.)	Shaun Alexander, 2000-07	112
Points	Norm Johnson, 1982-90	810
*Sacks	Jacob Green, 1980-91	97.5

#### INDIVIDUAL RECORDS—SINGLE SEASON

Rushing (Yds.)	Shaun Alexander, 2005	1,880
Passing (Yds.)	Russell Wilson, 2016	4,219
Passing (TDs)	Russell Wilson, 2020	40
Receiving (No.)	Tyler Lockett, 2020	100
Receiving (Yds.)	DK Metcalf, 2020	1,303
Interceptions	John Harris, 1981	10
	Kenny Easley, 1984	10
Punting (Avg.)	Michael Dickson, 2020	49.6
Punt Return (Avg.)	Charlie Rogers, 1999	14.5
Kickoff Return (Avg.)	Leon Washington, 2012	29.0
Field Goals	Todd Peterson, 1999	34
Touchdowns (Tot.)	Shaun Alexander, 2005	28
Points	Shaun Alexander, 2005	168
*Sacks	Michael Sinclair, 1998	16.5

#### INDIVIDUAL RECORDS—SINGLE GAME

Rushing (Yds.)	Shaun Alexander, 11-11-01	266
Passing (Yds.)	Russell Wilson, 10-29-17	452
Passing (TDs)	Dave Krieg, 12-2-84, 9-15-85, 11-28-88	5
	Warren Moon, 10-26-97	5
	Matt Hasselbeck, 11-23-03, 9-24-06	5
	Russell Wilson, 11-29-15, 12-13-15, 11-3-19, 9-20-20, 9-27-20	5
Receiving (No.)	Steve Largent, 10-18-87	15
	Tyler Lockett, 10-25-20	15
Receiving (Yds.)	Steve Largent, 10-18-87	261
Interceptions	Kenny Easley, 9-3-84	3
	Eugene Robinson, 12-6-92	3
	Darryl Williams, 9-21-97	3
	Lofa Tatupu, 12-2-07	3
	Marcus Trufant, 12-9-07	3
Field Goals	Norm Johnson, 9-20-87, 12-18-88	5
	Olindo Mare, 10-24-10, 11-14-10	5
	Todd Peterson, 9-26-99	5
	Steven Hauschka, 11-13-11	5
Touchdowns (Tot.)	Shaun Alexander, 9-29-02	5
Points	Shaun Alexander, 9-29-02	30
*Sacks	Many times	
	(last time by Chris Clemons, 9-24-12)	4.0

*\*Sacks became an official statistic in 1982*

## SEATTLE SEAHAWKS

## 2022 VETERAN ROSTER

No.	Name	Pos.	Ht.	Wt.	Birthdate	NFL Exp.	College	Hometown	How Acq.	'21 Games/ Starts
33	Adams, Jamal	SS	6-1	213	10/17/1995	6	LSU	Lewisville, Texas	T(NYJ)-20	12/12
67	Adams, Myles	DT	6-2	290	3/9/1998	3	Rice	Arlington, Texas	FA-20	2/0
28	Amadi, Ugo	FS	5-9	201	5/16/1997	4	Oregon	Nashville, Tenn.	D4c-19	17/7
57	Barton, Cody	LB	6-2	237	11/13/1996	4	Utah	Salt Lake City, Utah	D3-19	16/1
44	Bellore, Nick	FB/LB	6-1	250	5/12/1989	12	Central Michigan	St. Paul, Minn.	FA-19	17/0
27	Blair, Marquise	FS	6-1	196	7/18/1997	4	Utah	Wooster, Ohio	D2a-19	6/0
63	Blythe, Austin	C	6-3	298	6/16/1992	7	Iowa	Williamsburg, Iowa	UFA(KC)-22	4/0
56	Brooks, Jordyn	LB	6-0	240	10/21/1997	3	Texas Tech	Houston, Texas	D1-20	17/17
22	Brown, Tre	CB	5-10	185	9/24/1997	2		Tulsa, Okla.	D4-21	5/3
9	Burns, Artie	CB	6-0	187	5/1/1995	7	Miami (Fla.)	Miami, Fla.	UFA(Chi)-22	11/5
55	Burr-Kirven, Ben	LB	6-0	230	9/8/1997	4	Washington	Menlo Park, Calif.	D5-19	0*
32	Carson, Chris	RB	5-11	222	9/16/1994	6	Oklahoma State	Lilburn, Ga.	D7b-17	4/4
24	Coleman, Justin	CB	5-11	190	3/27/1993	8	Tennessee	Brunswick, Ga.	UFA(Mia)-22	16/4
91	Collier, L.J.	DE	6-3	291	9/12/1995	4	TCU	Munday, Texas	D1-19	10/0
71	Curhan, Jake	T	6-6	316	2/9/1998	2	California	Larkspur, Calif.	FA-21	15/5
34	Dallas, DeeJay	RB	5-10	214	9/16/1998	3	Miami (Fla.)	Brunswick, Ga.	D4b-20	17/0
4	Dickson, Michael	P	6-2	208	1/4/1996	5	Texas	Sydney, Australia	D5c-18	17/0
6	Diggs, Quandre	FS	5-9	197	1/22/1993	8	Texas	Houston, Texas	T(Det)-19	17/17
89	Dissly, Will	TE	6-4	265	7/8/1996	5	Washington	Bozeman, Mont.	D4-18	15/14
17	Eason, Jacob	QB	6-6	230	11/17/1997	3	Washington	Lake Stevens, Wash.	W(Ind)-21	1/0
1	Eskridge, Dee	WR	5-9	190	3/23/1997	2	Western Michigan	Bluffton, Ind.	D2-21	10/0
87	t- Fant, Noah	TE	6-4	249	11/20/1997	4	Iowa	Omaha, Neb.	T(Den)-22	16/16
97	Ford, Poona	DT	5-11	310	11/19/1995	5	Texas	Hilton Head, S.C.	FA-18	17/17
78	Forsythe, Stone	T	6-8	307	12/29/1997	2	Florida	Winter Garden, Fla.	D6-21	10/0
13	Fuller, Aaron	WR	5-11	188	9/30/1997	3	Washington	McKinney, Texas	FA-20	1/0
61	Fuller, Kyle	C/G	6-5	320	3/4/1994	6	Baylor	Duncanville, Texas	FA-19	14/9
93	t- Harris, Shelby	DE	6-2	290	8/11/1991	9	Illinois State	Milwaukee, Wis.	T(Den)-22	16/16
19	Hart, Penny	WR	5-8	180	7/5/1996	4	Georgia State	Roswell, Ga.	FA-19	17/0
60	Haynes, Phil	G	6-4	322	10/19/1995	4	Wake Forest	Raleigh, N.C.	D4b-19	6/2
25	Homer, Travis	RB	5-10	202	8/7/1998	4	Miami (Fla.)	West Palm Beach, Fla.	D6a-19	14/0
51	Iyiegbuniwe, Iggy	LB	6-1	235	10/12/1995	5	Western Kentucky	Bowling Green, Ky.	UFA(Chi)-22	11/0
66	Jackson, Gabe	G	6-3	335	7/12/1991	9	Mississippi State	Liberty, Miss.	T(LV)-21	16/16
30	Jackson, Michael	CB	6-1	210	1/10/1997	4	Miami (Fla.)	Birmingham, Ala.	FA-21	2/0
77	Jefferson, Quinton	DE	6-4	291	3/31/1993	7	Maryland	Pittsburgh, Pa.	D5a-16	17/17
34	Johnson, Josh	RB	5-9	209	12/26/1997	2	Louisiana-Monroe	Huntsboro, Ala.	FA-21	3/0
23	Jones IV, Sidney	CB	6-0	186	5/21/1996	6	Washington	West Covina, Calif.	T(Jac)-21	16/11
68	Lewis, Damien	G	6-2	327	3/21/1997	3	LSU	Canton, Miss.	D3-20	13/13
2	t- Lock, Drew	QB	6-4	228	11/10/1996	4	Missouri	Columbia, Mo.	T(Den)-22	6/3
16	Lockett, Tyler	WR	5-10	182	9/28/1992	8	Kansas State	Tulsa, Okla.	D3-15	16/16
85	Mabry, Tyler	TE	6-3	247	11/21/1996	3	Maryland	Ypsilanti, Mich.	FA-20	8/0
14	Metcalfe, DK	WR	6-4	235	12/14/1997	4	Mississippi	Oxford, Miss.	D2b-19	17/17
90	Mone, Bryan	DT	6-3	345	10/20/1995	4	Michigan	Salt Lake City, Utah	FA-19	14/5
58	Muse, Tanner	LB	6-2	227	9/6/1996	3	Clemson	Belmont, N.C.	FA-21	6/0
5	Myers, Jason	K	5-10	190	5/12/1991	8	Marist	Chula Vista, Calif.	UFA(NYJ)-19	17/0
26	Neal, Ryan	SS	6-3	200	12/24/1995	5	Southern Illinois	Hammond, Ind.	FA-19	16/5
10	Nwosu, Uchenna	LB	6-2	251	12/28/1996	5	Southern California	Carson, Calif.	UFA(LAC)-22	17/15
69	Ott, Tyler	LS	6-3	253	2/28/1992	8	Harvard	Tulsa, Okla.	FA-16	17/0
84	Parkinson, Colby	TE	6-7	251	1/7/1999	3	Stanford	Simi Valley, Calif.	D4a-20	14/1
20	Penny, Rashaad	RB	5-11	220	2/2/1996	5	San Diego State	Norwalk, Calif.	D1-18	10/6
29	Reid, John	CB	5-10	187	5/15/1996	3	Penn State	Mt. Laurel, N.J.	T(Hou)-21	11/2
59	Rhattigan, Jon	LB	6-0	236	2/2/1999	2	Army	Naperville, Ill.	FA-21	14/0
98	Robinson, Alton	DE	6-3	259	6/2/1998	3	Syracuse	Converse, Texas	D5-20	16/2
64	Shepley, Dakoda	C	6-5	317	12/27/1994	3	British Columbia	Windsor, Ontario, Canada	W(SF)-21	8/0
7	Smith, Geno	QB	6-3	221	10/10/1990	10	West Virginia	Miramar, Fla.	FA-19	4/3
18	Swain, Freddie	WR	6-0	199	8/4/1998	3	Florida	Ocala, Fla.	D6-20	17/8
52	Taylor, Darrell	DE	6-4	267	3/24/1997	3	Tennessee	Hopewell, Va.	D2-20	16/5
11	Thompson, Cody	WR	6-2	205	1/11/1996	4	Toledo	Huron, Ohio	FA-19	5/0
36	Thompson, Darwin	RB	5-8	200	2/12/1997	4	Utah State	Tulsa, Okla.	FA-22	0*
39	Warrior, Nigel	CB	6-1	197	12/14/1997	3	Tennessee	College Park, Ga.	W(Bal)-21	4/0
99	Woods, Al	DT	6-3	330	3/25/1987	12	LSU	Jennings, La.	FA-21	16/16

\* Burr-Kirven missed '21 season because of injury; Blythe played four games with Kansas City; Burns played 11 games with Chicago; Coleman played 16 games with Miami; Fant played 16 games with Denver; Harris played 16 games with Denver; Iyiegbuniwe played 11 games with Chicago; Jefferson played 17 games with Las Vegas; Lock played six games with Denver; Nwosu played 17 games with Los Angeles Chargers; D. Thompson last active with Kansas City in '20.

t - Seattle traded for Fant (DEN), Harris (DEN) and Lock (DEN).

## SEATTLE SEAHAWKS

Players lost through unrestricted free agency (five): TE Gerald Everett (LAC, 15 games in '21); C Ethan Pocic (CLE, 13); DE Rasheem Green (HOU, 17); T Jamarco Jones (TEN, 10); CB D.J. Reed (NYJ, 14).

Also played with Seahawks in '21—CB Bless Austin (11 games), T Duane Brown (17), RB Alex Collins (11), WR Phillip Dorsett (two), LB Carlos Dunlap (17), CB Tre Flowers (five), S Gavin Heslop (three), Kerry Hyder (15), S Josh Jones (four), LB Benson Mayowa (15), DT Robert Nkemdiche (nine), T Cedric Ogbuehi (one), RB Adrian Peterson (one), LB Edmond Robinson (three), T Brandon Shell (10), LB Bobby Wagner (16), QB Russell Wilson (14).

## FIRST-YEAR ROSTER

Name	Pos.	Ht.	Wt.	Birthdate	College	Hometown	How Acq.
Blount, Joey	FS	6-1	201	11/16/1998	Virginia	Atlanta, Ga.	FA
Bolden, Bubba	SS	6-2	209	5/28/1999	Miami (Fla.)	Las Vegas, Nev.	FA
Brewer, Cade	TE	6-2	238	10/9/1998	Texas	Austin, Texas	FA
Bryant, Coby	CB	6-1	193	3/29/1999	Cincinnati	Cleveland, Ohio	D4
Cross, Charles	T	6-5	311	11/25/2000	Mississippi State	Laurel, Miss.	D1
Donkor, Aaron (1)	LB	6-1	240	3/21/1995	Arkansas State	Goettingen, Germany	FA-21
Eiland, Greg (1)	T	6-8	321	2/1/1998	Mississippi State	Philadelphia, Miss.	FA-21
Gilmore, Shamarious	G	6-2	301	6/7/1998	Georgia State	Riverdale, Ga.	FA
Gotel, Matt	DT	6-1	341	1/2/1999	West Florida	Tacoma, Wash.	FA
Herslow, Jake	WR	5-11	181	5/13/1998	Houston	Virginia Beach, Va.	FA
Hewitt, Jarrod (1)	DT	6-1	290	11/3/1997	Virginia Tech	Venice, Fla.	FA-21
Johnson, Cade (1)	WR	5-10	184	4/10/1998	South Dakota State	Papillion, Neb.	FA-21
Jones, Vi	LB	6-2	225	5/5/1998	North Carolina State	Austin, Texas	FA
Lestage, Pier-Olivier (1)	G	6-3	312	8/4/1997	Montreal	Saint Eustache, Quebec, Canada	FA-21
Lewis, Levi	QB	5-9	192	5/9/1998	Louisiana-Lafayette	Baton Rouge, La.	FA
Lucas, Abraham	T	6-6	322	10/25/1998	Washington State	Everett, Wash.	D3
Mafe, Boye	LB	6-4	261	11/30/1998	Minnesota	Minnetonka, Minn.	D2a
Melton, Bo	WR	5-11	191	5/18/1999	Rutgers	Mays Landing, N.J.	D7a
Mitchell, John	TE	6-4	235	4/3/1998	Florida Atlantic	Tallahassee, Fla.	FA
Nelson, Scott	SS	6-2	203	7/20/1999	Wisconsin	Detroit, Mich.	FA
Onujiogu, Josh	LB	6-2	252	3/3/1998	Framingham State	Wareham, Mass.	FA
Robertson, Demetris	WR	5-11	183	4/13/1997	Auburn	Savannah, Ga.	FA
Smith, Tyreke	LB	6-3	255	2/14/2000	Ohio State	Cleveland, Ohio	D5b
Tchangam, Alex (1)	DE	6-2	244	5/5/1996	Colorado	Douala, Cameroon	FA
Valentine-Turner, Josh	CB	5-11	189	10/28/1998	Florida International	Delray Beach, Fla.	FA
Walker III, Ken	RB	5-9	211	10/20/2000	Michigan State	Arlington, Tenn.	D2b
Williams, Deontai	SS	5-11	203	10/4/1996	Nebraska	Jacksonville, Fla.	FA
Williams, Lakiem (1)	LB	5-11	220	8/18/1997	Syracuse	Tacoma, Wash.	FA-21
Woolen, Tariq	CB	6-4	210	5/2/1999	Texas-San Antonio	Forth Worth, Texas	D5a
Young, Dareke	WR	6-2	224	6/4/1999	Lenoir-Rhyne	Raleigh, N.C.	D7b

The term NFL Rookie is defined as a player who is in his first season of professional football and has not been on the roster of another professional football team for any regular-season or postseason games. A Rookie is designated by an "R" on NFL rosters. Players who have been active in another professional football league or players who have NFL experience, including either preseason training camp or being on an Active List or Inactive List, or on Reserve/Injured or Reserve/Physically Unable to Perform for fewer than six regular-season games, are termed NFL First-Year Players. An NFL First-Year Player is designated by a "1" on NFL rosters. Thereafter, a player is credited with an additional year of experience for each season in which he accumulates six games on the Active List or Inactive List, or on Reserve/Injured or Reserve/Physically Unable to Perform.

Log on to [www.seahawks.com](http://www.seahawks.com) for an up-to-date roster.



## TAMPA BAY BUCCANEERS



National Football Conference  
South Division

**AdventHealth Training Center**  
One Buccaneer Place  
Tampa, FL 33607  
Telephone: (813) 870-2700

Team Colors: Red, Pewter, Orange & Black

### 2022 SCHEDULE

#### PRESEASON

Aug. 13 **Miami** .....7:30 PM  
Aug. 20 at Tennessee.....7:00 PM  
Aug. 27 at Indianapolis.....7:30 PM

#### REGULAR SEASON

Sept. 11 at Dallas .....8:20 PM  
Sept. 18 at New Orleans .....1:00 PM  
Sept. 25 **Green Bay** .....4:25 PM  
Oct. 2 **Kansas City**.....8:20 PM  
Oct. 9 **Atlanta** .....1:00 PM  
Oct. 16 at Pittsburgh.....1:00 PM  
Oct. 23 at Carolina.....1:00 PM  
Oct. 27 **Baltimore (Thu)**.....8:15 PM  
Nov. 6 **L.A. Rams**.....4:25 PM  
Nov. 13 vs Seattle (Munich) .....9:30 AM  
BYE  
Nov. 27 at Cleveland .....1:00 PM  
Dec. 5 **New Orleans (Mon)**.....8:15 PM  
Dec. 11 at San Francisco .....4:25 PM  
Dec. 18 **Cincinnati** .....4:25 PM  
Dec. 25 at Arizona .....8:20 PM  
Jan. 1 **Carolina** .....1:00 PM  
Jan. 7/8 at Atlanta .....TBD

\* All times ET; Sunday night games in  
Weeks 5-15 and 17 subject to change

**Stadium:** Raymond James Stadium  
Tampa, FL 33607

**Opened:** 1998  
**Capacity:** 65,828  
**Playing Surface:** Grass

#### Training Camp:

AdventHealth Training Center  
One Buccaneer Place  
Tampa, FL 33607

#### CLUB OFFICIALS

Owner/Co-Chairman: Bryan Glazer  
Owner/Co-Chairman: Joel Glazer  
Owner/Co-Chairman: Edward Glazer  
Owner/President, Tampa Bay Buccaneers Foundation &  
Glazer Vision Foundation: Darcie Glazer Kaszewitz  
Owner: Avram Glazer  
Owner: Kevin Glazer  
Chief Operating Officer: Brian Ford  
General Manager: Jason Licht  
Vice President of Football Administration: Mike Greenberg  
Vice President of Player Personnel: John Spytek  
Director of Player Personnel: Mike Biehl  
Director of Player Personnel: Rob McCartney  
Vice President of Player Engagement: Duke Preston  
Sr. Director of Football Research: Jacqueline Davidson  
Sr. Director of Football Technology: Spencer Dille  
Director of Football Operations: Shelton Quarles  
Director of Team Security: Andres Trescastro  
Assistant Directors of Pro Scouting:  
Shane Scannell, Alex Smith  
Assistant Director of College Scouting: Byron Kiefer  
National Scouts: Andy Speyer, Tony Hardie,  
Anton Murray  
Pro Scout: Sean Conley  
College Scouts: Donovan Cotton,  
Brian McLaughlin, Cesar Rivera  
Combine Scout: Zach Smith  
Scouting Analyst: Shannon Hogue  
Scouting Assistants: Emmett Clifford, Corey Finnie  
Scouting Coordinator: Peighton Roth  
Football Technology Assistant: Joseph Larwa  
Director of Athlete Performance: Greg Skaggs  
Director of Performance Science: David Hamilton  
Director of Performance Nutrition: Stephanie Koloff-O'Neill  
Assistant Director of Performance Science:  
Jordan Dudas  
Head Athletic Trainer: Bobby Slater  
Head Equipment Manager: Brad Berlin  
Video Director: Brett Greene  
Assistant Video Director: Matt Taylor  
Chief Financial Officer: Joe Fada  
Chief Legal Officer: Dan Malasky  
Chief Ticketing Officer: Ben Milsom  
Vice President of Communications: Nelson Luis  
Vice President of Community Impact: Tara Battatio  
Vice President of Concessions & Retail  
Services: Martin Thorson  
Vice President of Corporate Partnership  
Development: Adam Smith  
Vice President of Corporate Partnership  
Marketing: Marc Budine  
Vice President of Digital & Media: Christi Bedan  
Vice President of Group Sales: Amy Taylor  
Vice President of Guest & Member Relations:  
Chris Cook  
Vice President of Human Resources: Kristin Hamwey  
Vice President of Information Technology: Sam Hart  
Vice President of Marketing, Events &  
Entertainment: Nikki Donofrio  
Vice President of Owner Events & Concierge  
Services: Mariam Karim  
Vice President of Ticket Sales: Deno Anagnost  
Assistant General Counsel: Emily Lekahal  
Director of Accounting/Controller: Steve Radomsky  
Director of Athletic Fields & Grounds: Rob Julian  
Director of Broadcast Operations: Jeff Ryan  
Director of Business Administration: Zach Lumley  
Director of Communications: Michael Pehanich  
Director of Community Relations: Steve Fidura  
Director of Events and Entertainment: Jim Mackes  
Director of Facilities: Bill Burch  
Director of Facility Security: Thomas Rowan  
Director of GMR: Mark Johnson  
Director of GMR Operations: Nellie Fidura  
Director of Human Resources: Keisha Gray  
Director of Luxury Sales: Bobby Carney  
Director of New Business Development: Matt Kaiser  
Director of Production: Stephen Lynch  
Director of Purchasing: Vince Cesario  
Director of Regional Sales: Dave Leutwyler  
Director of Sales: Mike Vanduy  
Director of Team Operations: Tim Jarocki  
Director of Ticket Operations: Amy Weber  
Director of Venue Technology: Dan Roy  
Senior Writer: Scott Smith

#### COACHING HISTORY (302-443-1)

*Records include postseason games*

1976-84	John McKay	.....45-91-1
1985-86	Leeman Bennett	.....4-28-0
1987-90	Ray Perkins*	.....19-41-0
1990-91	Richard Williamson	.....4-15-0
1992-95	Sam Wyche	.....23-41-0
1996-2001	Tony Dungy	.....56-46-0
2002-08	Jon Gruden	.....60-57-0
2009-11	Raheem Morris	.....17-31-0
2012-13	Greg Schiano	.....11-21-0
2014-15	Lovie Smith	.....8-24-0
2016-18	Dirk Koetter	.....19-29-0
2019-21	Bruce Arians	.....36-19-0
2022-	Todd Bowles	.....0-0-0

\*Released after 13 games in 1990

#### PAID ATTENDANCE, 2021

Home 498,506                      Away 566,960  
Total 1,065,466  
Single-game home record,  
73,523 (12/7/97)  
Single-season home record,  
545,980 (1979)

#### 2022 DRAFT CHOICES

Rd	Name	Pos	College
2	Logan Hall	DE	Houston
2	Luke Goedeke	G	Central Michigan
3	Rachad White	RB	Arizona St.
4	Cade Otton	TE	Washington
4	Jake Camarda	P	Georgia
5	Zyon McCollum	DB	Sam Houston St.
6	Ko Kieft	TE	Minnesota
7	Andre Anthony	LB	LSU

## TAMPA BAY BUCCANEERS

### 2021 TEAM RECORD

#### REGULAR SEASON (13-4)

Date	Opponent	Result
Sept. 9	DALLAS	W 31-29
Sept. 19	ATLANTA	W 48-25
Sept. 26	at L.A. Rams	L 24-34
Oct. 3	at New England	W 19-17
Oct. 10	MIAMI	W 45-17
Oct. 14	at Philadelphia	W 28-22
Oct. 24	CHICAGO	W 38-3
Oct. 31	at New Orleans	L 27-36
Nov. 14	at Washington	L 19-29
Nov. 22	N.Y. GIANTS	W 30-10
Nov. 28	at Indianapolis	W 38-31
Dec. 5	at Atlanta	W 30-17
Dec. 12	BUFFALO (OT)	W 33-27
Dec. 19	NEW ORLEANS	L 0-9
Dec. 26	at Carolina	W 32-6
Jan. 2	at N.Y. Jets	W 28-24
Jan. 9	CAROLINA	W 41-17

#### POSTSEASON (1-1)

Jan. 16	PHILADELPHIA	W 31-15
Jan. 23	L.A. RAMS	L 27-30

#### SCORE BY PERIODS

Team	107	155	114	129	6	—	511
Opponents	70	119	87	77	0	—	353

### 2021 TEAM STATISTICS

	Team	Opp.
Total First Downs	404	344
Rushing	106	94
Passing	273	214
Penalty	25	36
3rd Down: Made/Att	105/223	87/226
3rd Down Pct.	47.1	38.5
4th Down: Made/Att	9/16	13/28
4th Down Pct.	56.3	46.4
Possession Avg.	30:21	29:39
Total Net Yards	6901	5635
Avg. Per Game	405.9	331.5
Total Plays	1139	1093
Avg. Per Play	6.1	5.2
Net Yards Rushing	1672	1573
Avg. Per Game	98.4	92.5
Total Rushes	385	366
Net Yards Passing	5229	4062
Avg. Per Game	307.6	238.9
Sacked/Yards Lost	23/154	47/285
Gross Yards	5383	4347
Att./Completions	731/492	680/445
Completion Pct.	67.3	65.4
Had Intercepted	12	17
Punts/Average	62/42.0	70/44.6
Net Punting Avg.	62/38.4	70/40.5
Penalties/Yards	97/874	79/635
Fumbles/Ball Lost	12/7	24/12
Touchdowns	63	39
Rushing	18	11
Passing	43	26
Returns	2	2

### 2021 INDIVIDUAL STATISTICS

PASSING	Att	Cmp	Yds	Cmp%	Yds/Att	TD	TD%	Int	Int%	LG	Sk/Lost	Rtng
Brady	719	485	5316	67.5	7.39	43	6.0	12	1.7	62t	22/144	102.1
Gabbert	11	7	67	63.6	6.09	0	0.0	0	0.0	23	1/10	80.5
Fournette	1	0	0	0.0	0.00	0	0.0	0	0.0	---	0/0	39.6
Team	731	492	5383	67.3	7.36	43	5.9	12	1.6	62t	23/154	101.6
Opponents	680	445	4347	65.4	6.39	26	3.8	17	2.5	75t	47/285	85.6

TD		TD		TD		TD	
SCORING	Tot	Ru	Rec	Rt	PAT	FG	Saf Pts
Succop	0	0	0	0	56/59	25/30	0 131
Evans	14	0	14	0			0 84
Fournette	10	8	2	0			0 60
Godwin	6	1	5	0			0 36
Gronkowski	6	0	6	0			0 36
Brate	4	0	4	0			0 24
A.Brown	4	0	4	0			0 24
R.Jones	4	4	0	0			0 24
Bell	1	0	1	0			0 8
Bernard	3	0	3	0			0 18
Brady	2	2	0	0			0 12
Edwards	2	0	2	0			0 12
Grayson	2	0	2	0			0 12
Vaughn	2	2	0	0			0 12
Howard	1	0	1	0			0 6
S.Miller	1	1	0	0			0 6
Perriman	1	0	1	0			0 6
Pinion	0	0	0	0	0/0	0/1	0 0
Team	63	18	43	2	56/59	25/31	0 511
Opponents	39	11	26	2	34/36	27/31	0 353

2-Pt Conv: Bell. Team 1-3. Opponents 2-3.

RUSHING	No.	Yds	Avg	LG	TD
Fournette	180	812	4.5	47t	8
R.Jones	101	428	4.2	30	4
Vaughn	36	180	5.0	55t	2
Bell	8	18	2.3	7	0
Brady	28	81	2.9	13	2
Bernard	8	58	7.3	24	0
S.Miller	2	43	21.5	33t	1
Godwin	4	21	5.3	9	1
Grayson	1	14	14.0	14	0
Darden	1	11	11.0	11	0
Evans	1	10	10.0	10	0
A.Brown	1	6	6.0	6	0
Barner	4	0	0.0	1	0
Perriman	1	-3	-3.0	-3	0
Gabbert	9	-7	-8	0	0
Team	385	1672	4.3	55t	18
Opponents	366	1573	4.3	55	11

RECEIVING	No.	Yds	Avg	LG	TD
Godwin	98	1103	11.3	44	5
Evans	74	1035	14.0	46	14
Fournette	69	454	6.6	23	2
Gronkowski	55	802	14.6	42	6
A.Brown	42	545	13.0	62t	4
Johnson	36	360	10.0	31	0
Brate	30	245	8.2	18	4
Bernard	23	123	5.3	32	3
Howard	14	135	9.6	21	1
Perriman	11	167	15.2	58t	1
Grayson	10	212	21.2	62	2
R.Jones	10	64	6.4	15	0
Darden	6	43	7.2	29	0
S.Miller	5	38	7.6	13	0
Bell	4	31	7.8	15	1
Vaughn	4	26	6.5	8	0
Yelder	1	0	0.0	0	0
Team	492	5383	10.9	62t	43
Opponents	445	4347	9.8	75t	26

INTERCEPTIONS	No.	Yds	Avg	LG	TD
Edwards	3	46	15.3	31t	2
Winfield	2	30	15.0	30	0
Whitehead	2	24	12.0	17	0
Dean	2	6	3.0	6	0
Desir	2	0	0.0	0	0
Delaney	1	26	26.0	26	0
C.Davis	1	25	25.0	25	0
Adams	1	17	17.0	17	0
Barrett	1	3	3.0	3	0
McLendon	1	0	0.0	0	0
Sherman	1	0	0.0	0	0
Team	17	177	10.4	31t	2
Opponents	12	201	16.8	66	2

PUNTING	No.	Yds	Avg	Net TB	In20	LG	B
Pinion	56	2378	42.5	38.9	2	23	65 0
Hofrichter	6	227	37.8	34.2	0	3	45 0
Team	62	2605	42.0	38.4	2	26	65 0
Opponents	70	3124	44.6	40.5	2	31	63 0

PUNT RETURNS	Ret	FC	Yds	Avg	LG	TD
Darden	19	5	142	7.5	43	0
Mickens	8	2	54	6.8	14	0
Barner	6	1	47	7.8	20	0
Bernard	2	2	7	3.5	6	0
Team	35	10	250	7.1	43	0
Opponents	23	21	184	8.0	34	0

KICKOFF RETURNS	No.	Yds	Avg	LG	TD
Darden	18	359	19.9	34	0
Mickens	5	129	25.8	41	0
Bernard	3	53	17.7	19	0
Grayson	1	7	7.0	7	0
Johnson	1	10	10.0	10	0
S.Miller	1	19	19.0	19	0
Vaughn	1	15	15.0	15	0
Team	30	592	19.7	41	0
Opponents	25	669	26.8	72	0

FIELD GOALS	1-19	20-29	30-39	40-49	50+
Succop	0/0	11/11	7/8	7/10	0/1
Pinion	0/0	0/0	0/0	0/0	0/1
Team	0/0	11/11	7/8	7/10	0/2
Opponents	0/0	14/14	7/8	5/6	1/3

SACKS	No.
Barrett	10.0
Suh	6.0
Nelson	5.0
Gholston	4.5
Tryon-Shoyinka	4.0
Vea	4.0
White	3.5
Pierre-Paul	2.5
David	2.0
Winfield	2.0
Gill	1.5
Minter	1.0
McLendon	0.5
O'Connor	0.5
Team	47.0
Opponents	23.0

## TAMPA BAY BUCCANEERS

## 2022 COACHING STAFF

**Todd Bowles, Head Coach**

**Pro Career:** Named the 13th head coach in franchise history on March 31, 2022. Bowles enters his first season as head coach in Tampa Bay, following a three-year stint as the team's defensive coordinator, a role in which he transformed the unit into one of the most productive, opportunistic defenses in the NFL. From 2019-21, Tampa Bay ranked third in the league in takeaways (82) and third in sacks (142), joining the Pittsburgh Steelers as the only teams to place in the top five of both categories. In addition to the sacks and takeaways under Bowles' guidance, the Buccaneers ranked first in fewest rushing yards allowed per game (82.5), first in fewest rushing yards per attempt (3.72), first in quarterback hits (352), first in defensive fumble recoveries (37), first in passes defended (241), second in strip sacks (26), third in tackles for loss (262), fourth in forced fumbles (52), tied for fourth in defensive touchdowns (nine), fifth in fewest yards per play allowed (5.13), fifth in fewest passing yards per attempt allowed (6.78), sixth in red-zone defense efficiency (54.7%), seventh in lowest third-down conversion rate allowed (37.6%), ninth in total defense (334.1 yards allowed per game) and ninth in goal-to-go efficiency (68.6%). Over the last two regular seasons, the Buccaneers have allowed the sixth-fewest points per game (21.5) and the fifth-fewest yards per game (329.4). In six postseason contests in the last two years, the Tampa Bay tallied 16 takeaways, seven more than any other team. Bowles was the architect behind a historic defensive performance that catapulted the Buccaneers to a Super Bowl LV victory. His unit held the explosive Kansas City Chiefs offense to nine points and without a touchdown for the first time in 54 games with Patrick Mahomes as the starting quarterback. Bowles joined the Buccaneers after spending the previous four seasons as the head coach of the New York Jets (2015-18). Under Bowles, the Jets posted one of the best run defenses in the NFL, holding teams to just 4.00 yards per carry, the sixth-lowest figure in the NFL during that span, and allowing only 44 rushing touchdowns, tied for the eighth-fewest in that time-frame. Bowles' Jets defense also allowed opposing offenses to convert only 36.0 percent of third downs, the fourth-lowest mark in the league. Opposing passers completed just 60.6 percent of their passes against the Jets under Bowles, the third-lowest mark in the NFL. Nine different players earned Pro Bowl berths under Bowles in New York, including Darrelle Revis (2015), Muhammad Wilkerson (2015), Chris Ivory (2015), Brandon Marshall (2015), Nick Mangold (2015), Leonard Williams (2016), Jamal Adams (2018), Jason Myers (2018) and Andre Roberts (2018). Prior to serving as the head coach of the Jets, Bowles spent two seasons as the defensive coordinator of the Arizona Cardinals (2013-14), where he won Assistant Coach of the Year honors from the Pro Football Writers of America and the Associated Press in 2014. During Bowles' time in Arizona, the Cardinals defense allowed the third-fewest rushing touchdowns (14), the fifth-fewest points per game (19.5) and the fifth-fewest rushing yards per game (96.6). Bowles' defenses in Arizona also showed a knack for taking the ball away,

recording the fifth-most interceptions in the NFL (38) and the most defensive touchdowns in the league, with nine. While Bowles led the Cardinals defense, he saw cornerback Patrick Peterson earn first-team AP All-Pro honors in 2013 and earn Pro Bowl honors both years (2013-14). Defensive end John Abraham (2013), cornerback Antonio Cromartie (2014) and defensive end Calais Campbell (2014) also earned Pro Bowl selections. Bowles spent one year with the Philadelphia Eagles (2012), serving as the team's secondary coach, before being named interim defensive coordinator for the final 10 games of the season. Before joining the Eagles, Bowles worked as the assistant head coach/secondary coach for the Miami Dolphins for four seasons (2008-11). In the 2011 season, he was named interim head coach for the final three games of the year, going 2-1. Bowles also worked as the defensive backs coach for the Dallas Cowboys from 2005-07, coaching three players to the Pro Bowl (safety Ken Hamlin, cornerback Terence Newman and safety Roy Williams). His NFL coaching career began in 2000 as the defensive backs coach of the New York Jets prior to spending four years with the Cleveland Browns, working as the team's nickel package coach (2001-03) and secondary coach (2004).

**Background:** Bowles got his start as the defensive coordinator for Morehouse College in 1997, followed by a two-year stint as defensive coordinator at Grambling State from 1998-99. He played collegiately at Temple, and despite going undrafted in 1986, played eight years in the NFL, with Washington (1986-90 and 1992-93) and the San Francisco 49ers (1991). He was a starter on the 1987 Washington team that won Super Bowl XXII. Following his retirement as a player, Bowles spent two seasons (1995-96) with the Green Bay Packers' player personnel department.

**Personal:** An Elizabeth, N.J., native, he and his wife, Taneka, have three sons, Todd Jr., Troy and Tyson.

**ASSISTANT COACHES**

**Keith Armstrong**, special teams coordinator; born Dec. 15, 1963, Trenton, N.J. Running back Temple 1983-86. No pro playing experience. College coach: Temple 1987, Miami (Fla.) 1988, Akron 1989, Oklahoma State 1990-92, Notre Dame 1993. Pro coach: Atlanta Falcons 1994-96 and 2008-18, Chicago Bears 1997-2000, Miami Dolphins 2001-07. Joined Buccaneers in 2019.

**Tim Atkins**, assistant secondary; born July 19, 1979, Omaha, Neb. No collegiate or pro playing experience. College coach: Whittier College 2004-05, Florida Atlantic 2008-09. Pro coach: Miami Dolphins 2006-07, Florida Tuskers (UFL) 2010, Buffalo Bills 2011-12, Cleveland Browns 2014-15, New York Jets 2016-18. Joined Buccaneers in 2019.

**Corey Bichey**, assistant strength & conditioning; born Feb. 26, 1990, Ambridge, Pa. Offensive line Indiana State 2008-12. No pro playing experience. College coach: Indiana State 2012, Cincinnati 2012-13, Arkansas 2013-17, Mississippi State 2018-19. Pro coach: Joined Buccaneers in 2020.

**Chris Boniol**, specialists; born Dec. 9, 1971, Alexandria, La. Kicker Louisiana Tech 1990-93. Pro

kicker Dallas Cowboys 1994-96, Philadelphia Eagles 1997-98, Chicago Bears 1999. College coach: Louisiana College 2015-16, Mississippi State 2017-18. Pro coach: Dallas Cowboys 2010-13, Oakland Raiders 2014. Joined Buccaneers in 2019.

**Mike Chiurco**, assistant to the head coach; born May 25, 1968. No college or pro playing experience. College coach: Ohio State 1989-91. Pro coach: Arizona Cardinals 2013-17. Joined Buccaneers in 2019.

**Clyde Christensen**, quarterbacks; born Jan. 28, 1956, Covina, Ca. Quarterback Fresno City J.C. 1975-76, North Carolina 1977-78. No pro playing experience. College coach: Mississippi 1979, East Tennessee State 1980-82, Temple 1983-85, East Carolina 1986-88, Holy Cross 1989-90, South Carolina 1991, Maryland 1992-93, Clemson 1994-95. Pro coach: Tampa Bay Buccaneers 1999-2001, Indianapolis Colts 2002-15, Miami Dolphins 2016-18. Rejoined Buccaneers in 2019.

**Rick Christophel**, senior offensive assistant; born Oct. 27, 1952, Reading, Ohio. Safety/quarterback Austin Peay 1971-74. No pro playing experience. College coach: Austin Peay 1975, 1979-81, 2007-12 (head coach 2007-12), Southern Arkansas State 1982, Cincinnati 1983, Rice 1984-85, Vanderbilt 1986-90, Mississippi State 1991-94, UAB 1995-06. Pro coach: Arizona Cardinals 2013-17. Joined Buccaneers in 2019.

**Joey Fitzgerald**, defensive quality control; born Aug. 8, 1986, Fort Lauderdale, Fla. Quarterback Hampden-Sydney 2005-08. No pro playing experience. College coach: Florida Atlantic 2009-12, Mississippi State 2013-14, Eastern Kentucky 2015, Virginia College at Wise 2016, Southeastern Louisiana 2017, Florida 2018, Louisiana-Monroe 2019-20, Northwestern State 2021. Pro coach: Joined Buccaneers in 2022.

**Larry Foote**, pass game coordinator/inside linebackers; born June 12, 1980, Detroit, Mich. Linebacker Michigan 1998-2001. Pro linebacker Pittsburgh Steelers 2002-08 and 2010-13, Detroit Lions 2009, Arizona Cardinals 2014. Pro coach: Arizona Cardinals 2015-18. Joined Buccaneers in 2019.

**Kevin Garver**, wide receivers; born July 28, 1987, Tuscaloosa, Ala. No college or pro playing experience. College coach: Alabama, 2007-12. Pro coach: Arizona Cardinals 2013-18. Joined Buccaneers in 2014.

**Joe Gilbert**, offensive line; born Jan. 22, 1965, Horseheads, N.Y. Offensive lineman Hamilton 1984-87. No pro playing experience. College coach: Albany 1987-88, Pennsylvania 1989-90, Northeastern 1991-93, Maine 1994-99, Mansfield (Pa.) 2000 (head coach), Toledo 2001-03 and 2007, Central Florida 2004-06, Houston 2008, Illinois 2009-11, Arizona 2018. Pro coach: Indianapolis Colts 2012-17. Joined Buccaneers in 2019.

**Harold Goodwin**, assistant head coach/run game coordinator; born Nov. 14, 1973, Columbia, S.C. Offensive lineman Michigan 1992-95. No pro playing experience. College coach: Michigan 1995-97, Eastern Michigan 1998-99, Central Michigan 2000-03. Pro coach: Chicago Bears 2004-06, Pittsburgh Steelers 2007-11, Indianapolis Colts 2012, Arizona Cardinals 2013-17. Joined Buccaneers in 2019.

## TAMPA BAY BUCCANEERS

**Maral Javadifar**, director of rehabilitation/performance coach: born March 17, 1990, Queens, N.Y. No collegiate or pro playing experience. Joined Buccaneers in 2019.

**Jeff Kastl**, offensive quality control: born March 3, 1984, Clinton Township, Mich. Quarterback Michigan 2002-06. No pro playing experience. College coach: Central Michigan 2007, Ashland 2009-11, Auburn 2012, Michigan 2013-14, LSU 2015, Texas-San Antonio 2016-19, Indiana State 2020-21. Pro coach: Joined Buccaneers in 2022.

**Byron Leftwich**, offensive coordinator: born Jan. 14, 1980, Washington, D.C. Quarterback Marshall 1999-2002. Pro quarterback Jacksonville Jaguars 2003-06, Atlanta Falcons 2007, Pittsburgh Steelers 2008 and 2010-12, Tampa Bay Buccaneers 2009. Pro coach: Arizona Cardinals 2017-18. Joined Buccaneers in 2019.

**Thaddeus Lewis**, assistant wide receivers: born Nov. 19, 1987, Opa-locka, Fla. Quarterback Duke, 2006-09. Pro quarterback Cleveland Browns 2012, Buffalo Bills 2013, Houston Texans 2014. College coach: UCLA 2018-19. Pro coach: Joined Buccaneers in 2021.

**Lori Locust**, assistant defensive line: born April 27, 1964, Philadelphia, Pa. Semi-pro defensive end/linebacker Central Penn Vipers 2004-08. Pro coach: York Capitals (AIF) 2015, Central Penn Capitals (NAL) 2016, Lehigh Valley Steelhawks (NAL) 2017-18, Baltimore Ravens 2018, Birmingham Iron (AAF) 2019. Joined Buccaneers in 2019.

**Todd McNair**, running backs: born Aug. 16, 1965, Camden, N.J. Running back Temple 1985-88. Pro running back Kansas City Chiefs 1989-93 and 1996, Houston Oilers 1994-95. College coach: Southern California 2004-09. Pro coach: Cleveland Browns

2001-03. Joined Buccaneers in 2019.

**Tom Moore**, senior offensive assistant: born Nov. 7, 1938, Owatonna, Minn. Quarterback Iowa 1958-60. No pro playing experience. College coach: Iowa 1961-62, Dayton 1965-68, Wake Forest 1969, Georgia Tech 1970-71, Minnesota 1972-73 and 1975-76. Pro coach: Pittsburgh Steelers 1977-89, Minnesota Vikings 1990-93, Detroit Lions 1994-96, New Orleans Saints 1997, Indianapolis Colts 1998-2010, New York Jets 2011, Tennessee Titans 2012, Arizona Cardinals 2013-17. Joined Buccaneers in 2019.

**Anthony Piroli**, head strength & conditioning: born May 26, 1985, Aliquippa, Pa. No college or pro playing experience. College coach: Indiana Univ. of Pennsylvania 2007, Pittsburgh 2008-09, Mississippi State 2014 and 2018. Pro coach: Arizona Cardinals 2015-17. Joined Buccaneers in 2019.

**Nick Rapone**, safeties: born April 25, 1956, New Castle, Pa. Wide receiver Temple 1974-77. No pro playing experience. College coach: Pittsburgh 1979-80 and 1989-92, East Tennessee State 1981-82, Temple 1983-88, 1999-2005 Connecticut 1995-98, Delaware 2006-12. Pro coach: Arizona Cardinals 2013-17. Joined Buccaneers in 2019.

**Kacy Rodgers**, run game coordinator/defensive line: born June 24, 1969, Humboldt, Tenn. Defensive end/linebacker Tennessee 1988-91. Pro linebacker Pittsburgh Steelers 1992, Shreveport Pirates (CFL) 1994. College coach: Tennessee-Martin 1994-97, Louisiana-Monroe 1998, Middle Tennessee State 1999-2001, Arkansas 2002. Pro coach: Dallas Cowboys 2003-07, Miami Dolphins 2008-14, New York Jets 2015-18. Joined Buccaneers in 2019.

**Kevin Ross**, cornerbacks: born Jan. 16, 1962, Camden, N.J. Defensive back Temple 1980-83. Pro defensive back Kansas City Chiefs 1984-93 and

1997, Atlanta Falcons 1994-95, San Diego Chargers 1996. Pro coach: Minnesota Vikings 2003-05, San Diego Chargers 2007-08, New York Sentinels (UFL) 2009, Oakland Raiders 2010-11, Arizona Cardinals 2013-17. Joined Buccaneers in 2019.

**Bob Sanders**, outside linebackers: born Dec. 5, 1953, Jacksonville, N.C. DL, Davidson 1972-75. No pro playing experience. College coach: Georgia Tech 1978, East Carolina 1980-82, Richmond 1983-84, Duke 1985-89, Florida 1990-2000. Pro coach: Miami Dolphins 2001-04, Green Bay Packers 2005-08, Buffalo Bills 2009-12, Oakland Raiders 2013-14, Arizona Cardinals 2015-17, Orlando Apollos (AAF) 2019. Joined Buccaneers in 2022.

**Keith Tandy**, special teams assistant: born Feb. 12, 1989, Hopkinsville, Ky. Defensive Back West Virginia 2008-11. Pro defensive back Tampa Bay Buccaneers 2012-17, Atlanta Falcons 2018. Pro coach: Joined Buccaneers in 2020.

**John Van Dam**, tight ends: born Aug. 18, 1984, East Lansing, Mich. QB Michigan State 2006-08. No pro playing experience. College coach: Augustana 2008-11, Alabama 2012-13, Michigan 2014, Florida 2015, Southern Illinois 2016-17, Lafayette 2018. Pro coach: Joined Buccaneers in 2019.

**Chad Wade**, assistant strength and conditioning: born Dec. 5, 1973, Weeping Water, Neb. Offensive lineman Nebraska-Wesleyan 1992-94. No pro playing experience. College coach: Nebraska 1996-2013. Pro coach: Joined Buccaneers in 2014.

**DeAndre Ward**, assistant strength & conditioning: born Dec. 10, 1993, Wetumpka, Ala. Linebacker Mississippi State 2013-16. No pro playing experience. College coach: Cincinnati 2018-19, Mississippi State 2020-21. Pro coach: Joined Buccaneers in 2022.

### RECORD HOLDERS

#### INDIVIDUAL RECORDS—CAREER

Rushing (Yds.)	James Wilder, 1981-89	5,957
Passing (Yds.)	Jameis Winston, 2015-19	19,737
Passing (TDs)	Jameis Winston, 2015-19	121
Receiving (No.)	Mike Evans, 2014-21	606
Receiving (Yds.)	Mike Evans, 2014-21	9,301
Interceptions	Ronde Barber, 1997-2012	47
Punting (Avg.)	Bryan Anger, 2016-18	45.0
Punt Return (Avg.)	Clifton Smith, 2008	14.1
Kickoff Return (Avg.)	Aaron Stecker, 2000-03	23.8
Field Goals	Martin Gramatica, 1999-2004	137
Touchdowns (Tot.)	Mike Evans, 2014-21	76
Points	Martin Gramatica, 1999-2004	592
*Sacks	Warren Sapp, 1995-2003	77.0

#### INDIVIDUAL RECORDS—SINGLE SEASON

Rushing (Yds.)	James Wilder, 1984	1,544
Passing (Yds.)	Tom Brady, 2021	5,316
Passing (TDs)	Tom Brady, 2021	43
Receiving (No.)	Keyshawn Johnson, 2001	106
Receiving (Yds.)	Mike Evans, 2018	1,524
Interceptions	Ronde Barber, 2001	10
Punting (Avg.)	Bryan Anger, 2016	45.9
Punt Return (Avg.)	Karl Williams, 1996	21.1
Kickoff Return (Avg.)	Sammie Stroughter, 2009	29.5
Field Goals	Martin Gramatica, 2002	32
	Matt Bryant, 2008	32
Touchdowns (Tot.)	Mike Evans, 2021	14
Points	Ryan Succop, 2020	136
*Sacks	Shaquil Barrett, 2019	19.5

#### INDIVIDUAL RECORDS—SINGLE GAME

Rushing (Yds.)	Doug Martin, 11-4-12	251
Passing (Yds.)	Doug Williams, 11-16-80	486
Passing (TDs)	Steve DeBerg, 9-13-87	5
	Brad Johnson, 11-3-02	5
	Josh Freeman, 12-26-10	5
	Jameis Winston, 11-22-15	5
	Tom Brady, 10-4-20, 9-19-21, 10-10-21	5
	Chris Godwin, 12-5-21	15
Receiving (Yds.)	Vincent Jackson, 10-21-12	216
Interceptions	Ronde Barber, 12-23-01, 12-4-05	3
	Aqib Talib, 9-21-08	3
	Andrew Adams, 12-2-18	3
	Martin Gramatica, 12-29-02	5
Field Goals	Jimmie Giles, 10-20-85	4
Touchdowns (Tot.)	Doug Martin, 11-4-12	4
	Leonard Fournette, 11-28-21	4
	Jimmie Giles, 10-20-85	24
	Leonard Fournette, 11-28-21	24
	Marcus Jones, 10-19-00	4.0
	Simeon Rice, 10-12-03	4.0
	Shaquil Barrett, 9-22-19	4.0

\*Sacks became an official statistic in 1982

## TAMPA BAY BUCCANEERS

## 2022 VETERAN ROSTER

No.	Name	Pos.	Ht.	Wt.	Birthdate	NFL Exp.	College	Hometown	How Acq.	'21 Games/ Starts
#	Adams, Andrew	S	5-11	202	8/28/1993	7	Connecticut	Fayetteville, Ga.	FA-21	14/3
38	Barner, Kenjon	RB	5-9	195	4/28/1989	8	Oregon	Lynwood, Calif.	FA-21	3/0
58	Barrett, Shaquill	OLB	6-2	250	11/17/1992	9	Colorado State	Baltimore, Md.	UFA(Den)-19	15/15
25	Bernard, Giovanni	RB	5-9	205	11/22/1991	10	North Carolina	Davie, Fla.	UFA(Cin)-21	12/0
12	Brady, Tom	QB	6-4	225	8/3/1977	23	Michigan	San Mateo, Calif.	UFA(NE)-20	17/17
84	Brate, Cameron	TE	6-5	245	7/3/1991	8	Harvard	Naperville, Ill.	FA-15	17/3
52	Britt, K.J.	LB	6-0	235	6/4/1999	2	Auburn	Oxford, Ala.	D5-21	17/0
43	Cockrell, Ross	CB	6-0	191	8/6/1991	9	Duke	Miami, Fla.	FA-20	17/4
1	Darden, Jaelon	WR	5-8	174	1/14/1999	2	North Texas	Houston, Texas	D4-21	9/0
54	David, Lavonte	ILB	6-1	233	1/23/1990	11	Nebraska	Miami, Fla.	D2-12	12/12
24	Davis III, Carlton	CB	6-1	206	12/31/1996	5	Auburn	Miami, Fla.	D2c-18	10/10
35	Dean, Jamel	CB	6-1	206	10/15/1996	4	Auburn	Cocoa, Fla.	D3a-19	15/11
30	Delaney, Dee	CB	5-11	200	2/20/1995	2	Miami	Beaufort, S.C.	FA-21	15/2
#	Desir, Pierre	CB	6-2	206	9/8/1990	9	Lindenwood	Port-au-Prince, Haiti	FA-21	12/2
32	Edwards, Mike	S	5-10	205	5/18/1996	4	Kentucky	Cincinnati, Ohio	D3b-19	14/4
13	Evans, Mike	WR	6-5	231	8/21/1993	9	Texas A&M	Galveston, Texas	D1-14	16/16
7	Fournette, Leonard	RB	6-0	228	1/18/1995	6	LSU	New Orleans, La.	FA-20	14/13
11	Gabbert, Blaine	QB	6-5	235	10/15/1989	12	Missouri	Ballwin, Mo.	FA-19	6/0
17	Gage Jr., Russell	WR	6-0	184	1/22/1996	5	LSU	Baton Rouge, La.	UFA(Atl)-22	14/9*
92	Gholston, William	DL	6-6	281	7/31/1991	10	Michigan State	Detroit, Mich.	D4b-13	17/10
49	Gill, Cam	OLB	6-3	240	12/14/1997	3	Wagner	Douglasville, Ga.	FA-20	13/0
14	Godwin, Chris	WR	6-1	209	2/27/1996	6	Penn State	Middletown, Del.	D3a-17	14/14
15	Grayson Jr., Cyril	WR	5-9	183	12/5/1993	2	LSU	Kenner, La.	FA-19	5/3
4	Griffin, Ryan	QB	6-5	210	11/17/1989	8	Tulane	Westlake Village, Calif.	W(NO)-15	0*
#	Gronkowski, Rob	TE	6-6	265	5/14/1989	12	Arizona	Woodland Hills, Pa.	T(NE)-20	12/12
70	Hainsey, Robert	T	6-4	306	8/12/1998	2	Notre Dame	Pittsburgh, Pa.	D3-21	9/0
96	Hicks, Akiem	DL	6-4	352	11/16/1989	11	Regina	Sacramento, Calif.	FA-22	9/9*
6	Hofrichter, Sterling	P	5-10	196	12/5/1996	2	Syracuse	Valrico, Fla.	FA-22	2/0
61	Hutcherson, Sadarius	G	6-3	321	4/22/1998	2	South Carolina	Huntingdon, Tenn.	FA-21	0*
66	Jensen, Ryan	C	6-4	319	5/27/1991	9	Colorado State-Pueblo	Fort Morgan, Colo.	UFA(Bal)-18	17/17
74	Johnson, Fred	OL	6-7	326	6/5/1997	4	Florida	West Palm Beach, Fla.	FA-22	5/1*
18	Johnson, Tyler	WR	6-1	206	8/25/1998	3	Minnesota	Minneapolis, Minn.	D5-20	17/3
60	Leverett, Nick	G	6-4	310	1/11/1997	2	Rice	Cocoa, Fla.	FA-20	2/0
69	Mason, Shaq	G	6-1	310	8/28/1993	8	Georgia Tech	Columbia, Tenn.	T(NE)-22	15/15*
#	McLendon, Steve	NT	6-3	310	1/3/1986	13	Troy	Ozark, Ala.	T(NYJ)-20	12/0
10	Miller, Scotty	WR	5-9	174	7/31/1997	4	Bowling Green	Barrington, Ill.	D6-19	9/0
#	Minter, Kevin	ILB	6-0	246	12/3/1990	10	LSU	Suwanee, Ga.	FA-19	16/5
75	Molchon, John	G	6-5	309	2/2/1997	3	Boise State	Las Vegas, Nev.	FA-20	0*
23	Murphy-Bunting, Sean	CB	6-0	195	6/19/1997	4	Central Michigan	Macomb, Mich.	D2-19	9/8
22	Neal, Keanu	S	6-0	211	7/26/1995	7	Florida	Webster, Fla.	UFA(Dal)-22	14/5*
98	Nelson, Anthony	OLB	6-7	271	3/4/1997	4	Iowa	Urbandale, Iowa	D4-19	17/2
56	Nuñez-Roches, Rakeem	DL	6-2	307	7/3/1993	8	Southern Miss	Phenix City, Ala.	FA-18	16/1
19	O'Connor, Patrick	DL	6-4	270	11/1/1993	4	Eastern Michigan	Chicago, Ill.	FA-17	13/0
76	Perriman, Breshad	WR	6-2	215	9/10/1993	8	Central Florida	Lithonia, Ga.	FA-21	6/0
#	Pierre-Paul, Jason	OLB	6-5	275	1/1/1989	13	South Florida	Deerfield Beach, Fla.	T(NYG)-18	12/12
8	Pinion, Bradley	P	6-5	229	6/1/1994	8	Clemson	Concord, N.C.	UFA(SF)-19	15/0
#	Riley, Curtis	S	6-0	190	7/18/1992	8	Fresno State	Orlando, Fla.	FA-21	0*
28	Robinson, Rashard	CB	6-1	177	7/23/1995	6	LSU	Popmano Beach, Fla.	FA-21	7/0
26	Ryan, Logan	DB	5-11	195	2/9/1991	10	Rutgers	Voorhees, N.J.	FA-22	15/15*
95	Senat, Deadrin	DT	6-1	305	7/22/1994	4	South Florida	Immokalee, Fla.	FA-22	0*
#	Sherman, Richard	CB	6-3	195	3/30/1988	12	Stanford	Compton, Calif.	FA-21	5/5
76	Smith, Donovan	T	6-6	338	6/23/1993	8	Penn State	Owings Mills, Md.	D2a-15	17/17
81	Smith, Vyncint	WR	6-3	195	6/9/1996	4	Limestone	Columbia, S.C.	FA-22	2/0*
64	Stinnie, Aaron	G	6-3	312	2/18/1994	5	James Madison	Charlottesville, Va.	W(Ten)-19	6/1
48	Stuard, Grant	LB	5-11	230	10/15/1998	2	Houston	Conroe, Texas	D7b-21	17/0
3	Succop, Ryan	K	6-2	218	9/19/1986	14	South Carolina	Hickory, N.C.	FA-20	17/0
#	Suh, Ndamukong	DL	6-4	313	1/6/1987	13	Nebraska	Portland, Ore.	UFA(LAR)-19	17/17
2	Trask, Kyle	QB	6-5	236	3/6/1998	2	Florida	Manvel, Texas	D2-21	0*
97	Triner, Zach	LS	6-3	245	1/30/1991	4	Assumption	Marshfield, Mass.	FA-19	9/0
9	Tryon-Shoyinka, Joe	OLB	6-5	259	4/30/1999	2	Washington	Renton, Wash.	D1-21	17/6
21	Vaughn, Ke'Shawn	RB	5-10	214	5/4/1997	3	Vanderbilt	Nashville, Tenn.	D3-20	12/1
50	Vea, Vita	NT	6-4	347	2/5/1995	5	Washington	Milpitas, Calif.	D1-18	16/16
72	Wells, Josh	T	6-6	306	2/14/1991	8	James Madison	Mechanicsville, Va.	FA-19	17/5
45	White, Devin	LB	6-0	237	2/17/1998	4	LSU	Springhill, La.	D1-19	17/17
31	Winfield Jr., Antoine	S	5-9	203	8/16/1998	3	Minnesota	The Woodlands, Texas	D2-20	13/13
78	Wirfs, Tristan	T	6-5	320	1/24/1999	3	Iowa	Mount Vernon, Iowa	D1-20	17/17

## TAMPA BAY BUCCANEERS

\* Gage played 14 games with Atlanta; Griffin last active with Tampa Bay in '19; F.Johnson played five games with Cincinnati; Hicks played 13 games with Chicago; Hutcherson missed '21 season because of injury; Mason played 15 games with New England; Molchon missed '21 season because of injury; Neal played 14 games with Dallas; Riley missed '21 season because of injury; Ryan played 15 games with New York Giants; Senat missed '21 season because of injury; Trask active but did not play; V.Smith played two games with the New York Jets.

# Unrestricted free agent; subject to developments.

t - Tampa Bay traded for Mason (NE).

Players lost through unrestricted free agency (four): G Alex Cappa (CIN, 17 games in '21); TE O.J. Howard (BUF, 17); RB Ronald Jones (KC, 16); S Jordan Whitehead (NYJ, 14).

Also played with Buccaneers in '21—RB Le'Veon Bell (three games), WR Antonio Brown (seven), TE Darren Fells (two), G Ali Marpet (16), WR Jaydon Mickens (five), LS Carson Tinker (eight), WR Justin Watson (one), CB Bledi Wreh-Wilson (one), TE Deon Yelder (three).

### FIRST-YEAR ROSTER

Name	Pos.	Ht.	Wt.	Birthdate	College	Hometown	How Acq.
Anthony, Andre	OLB	6-4	251	11/21/1996	LSU	New Orleans, La.	D7
Beise, Ben	TE	6-5	255	11/16/1998	Wisconsin-River Falls	Loretto, Minn.	FA
Blackwell, Curtis	OL	6-5	308	6/22/1998	Ball State	Uniondale, Ind.	FA
Borregales, Jose (1)	K	5-10	206	12/15/1997	Miami (Fla.)	Miami, Fla.	FA-21
Brown, Kameron	WR	6-3	210	9/11/1996	Coastal Carolina	Graniteville, S.C.	FA
Camarda, Jake	P	6-1	193	4/20/1999	Georgia	Norcross, Ga.	D4b
Cook, Dylan	OL	6-6	305	1/11/1998	Montana	Butte, Mont.	FA
Cooper, Chris (1)	S	5-10	202	3/17/1994	Stony Brook	Mount Vernon, N.Y.	FA
Fatukasi, Olakunle	LB	6-2	240	6/11/1999	Rutgers	Far Rockaway, N.Y.	FA
Gardner, Don	CB	6-1	180	12/9/1997	South Dakota State	Chicago, Ill.	FA
Geiger Sr., Kaylon	WR	5-10	180	11/1/1997	Texas Tech	Fort Worth, Texas	FA
Greene, Mike	DT	6-3	293	5/3/1999	James Madison	Richmond, Va.	FA
Goedeke, Luke	G	6-5	312	11/21/1998	Central Michigan	Whitelaw, Wis.	D2b
Hall, Logan	DL	6-6	283	4/22/2000	Houston	Belton, Texas	D2a
Howland, JJ	TE	6-6	255	10/15/1997	Yale	Fiskdale, Mass.	FA
Hubbard, Jonathan (1)	T	6-4	313	8/17/1997	Northwestern State	Kilgore, Texas	FA
Kieft, Ko	TE	6-5	265	1/20/1998	Minnesota	Sioux Center, Iowa	D6
McCullum, Zyon	CB	6-2	199	5/3/1999	Sam Houston State	Galveston, Texas	D5
McMichael, Kyler	CB	6-0	202	3/22/2000	North Carolina	Atlanta, Ga.	FA
McElroy, Codey (1)	TE	6-6	258	12/13/1992	Southeastern Oklahoma State	Frederick, Okla.	FA-19
Olton, Cade	TE	6-5	247	4/15/1999	Washington	Tumwater, Wash.	D4a
Ozougwu, JoJo	OLB	6-2	236	8/5/1997	Arkansas State	Aliet, Texas	FA
Ponder, Elijah (1)	OLB	6-3	275	1/16/1998	Cincinnati	Atlanta, Ga.	FA-21
Potoa'e, Benning (1)	DL	6-3	290	9/17/1996	Washington	DuPont, Wash.	FA-20
Prevlon, Willington (1)	DL	6-5	287	5/19/1997	Rutgers	Orange, N.J.	FA-21
Russell, J.J.	LB	6-1	225	10/12/1998	Memphis	Grenada, Miss.	FA
Smith, Kobe (1)	DL	6-2	300	6/23/1998	South Carolina	Lawrenceville, Ga.	FA-20
Sterns, Jerreth	WR	5-9	195	7/1/1999	Western Kentucky	Waxahachie, Texas	FA
Thompkins, Deven	WR	5-8	155	12/23/1999	Utah State	Fort Myers, Fla.	FA
Turner, Nolan	S	6-1	202	11/29/1997	Clemson	Vestavia Hills, Ala.	FA
Walton, Brandon (1)	T	6-5	300	3/18/1998	Florida Atlantic	Largo, Fla.	FA-21
Warner, Troy (1)	S	6-1	200	5/9/1998	Brigham Young	San Marcos, Calif.	FA-21
Watkins Jr., Austin (1)	WR	6-3	210	2/16/1998	Alabama Birmingham	Fort Myers, Fla.	FA
White, Rachaad	RB	6-0	214	1/12/1999	Arizona State	Kansas City, Mo.	D3
Young, Jordan	OLB	6-3	230	2/8/1998	Old Dominion	Coatesville, Pa.	FA

The term NFL Rookie is defined as a player who is in his first season of professional football and has not been on the roster of another professional football team for any regular-season or postseason games. A Rookie is designated by an "R" on NFL rosters. Players who have been active in another professional football league or players who have NFL experience, including either preseason training camp or being on an Active List or Inactive List, or on Reserve/Injured or Reserve/Physically Unable to Perform for fewer than six regular-season games, are termed NFL First-Year Players. An NFL First-Year Player is designated by a "1" on NFL rosters. Thereafter, a player is credited with an additional year of experience for each season in which he accumulates six games on the Active List or Inactive List, or on Reserve/Injured or Reserve/Physically Unable to Perform.

Log on to [www.buccaneers.com](http://www.buccaneers.com) for an up-to-date roster.

## WASHINGTON COMMANDERS



National Football Conference  
East Division

The Park in Ashburn  
21300 Coach Gibbs Drive  
Ashburn, VA 20147  
Telephone: (703) 726-7000

Team Colors: Burgundy and Gold

## 2022 SCHEDULE

## PRESEASON

Aug. 13	at Carolina	1:00 PM
Aug. 20	at Kansas City	4:00 PM
Aug. 27	at Baltimore	TBD

## REGULAR SEASON

Sept. 11	Jacksonville	1:00 PM
Sept. 18	at Detroit	1:00 PM
Sept. 25	Philadelphia	1:00 PM
Oct. 2	at Dallas	1:00 PM
Oct. 9	Tennessee	1:00 PM
Oct. 13	at Chicago (Thu)	8:15 PM
Oct. 23	Green Bay	1:00 PM
Oct. 30	at Indianapolis	4:25 PM
Nov. 6	Minnesota	1:00 PM
Nov. 14	at Philadelphia (Mon)	8:15 PM
Nov. 20	at Houston	1:00 PM
Nov. 27	Atlanta	1:00 PM
Dec. 4	at N.Y. Giants	1:00 PM
	BYE	
Dec. 17/18	N.Y. Giants	TBD
Dec. 24	at San Francisco (Sat)	4:05 PM
Jan. 1	Cleveland	1:00 PM
Jan. 7/8	Dallas	TBD

*\*All times ET*

**Stadium:** FedExField  
1600 FedEx Way  
Landover, MD 20785

**Opened:** 1997

**Capacity:** 67,617

**Playing Surface:** Natural Grass

**Training Camp:**

The Park at Ashburn  
21300 Coach Gibbs Drive  
Ashburn, VA 20147

## CLUB OFFICIALS

Owners: Dan & Tanya Snyder  
Head Coach: Ron Rivera  
Team President: Jason Wright  
General Manager: Martin Mayhew  
Executive Vice President of Player Personnel/Football: Marty Hurney  
Senior Vice President, Football Administration: Rob Rogers  
Chief Financial Officer: Greg Rosh  
Chief Legal Officer: Mali Friedman  
Chief People Officer: Andre Chambers  
Chief Creative Officer & Chief Digital Officer: Will Misselbrook  
Chief Ticketing Officer: David Baldwin  
Chief Partnership Officer: Ryan Moreland  
Senior Vice President Operations & Guest Experience: Trista Langdon  
Senior Advisor to the Team President: Doug Williams  
Senior Vice President, Corporate Affairs & Strategy: Amina Edwards  
Senior Director of Player Personnel: Eric Stokes  
Director of Pro Scouting: Chris Polian  
Director of College Scouting: Tim Gribble  
Pro Scouts: Brent Caprio, Connor Barringer  
College Scouts: Jeff Beathard, Chuck Cook, Peter Picerelli, Harrison Ritcher, Ron Rose, Paul Skansi, Roger Terry, David Whittington  
BLESTO Scout: Tyler Claytor  
Senior Director, Player Development: Malcolm Blacken  
Director of Football Operations: Bryan Porter  
Coordinator of Football Programs: Natalia Dorantes  
Football Operations Assistant: Matt Pederson  
Football Personnel Assistant: Ashley Coors  
Head Athletic Trainer: Al Bellamy  
Director, Athletic Performance: Brett Nenaber  
Assistant Athletic Trainers: Mark McCracken, Masahiro Takahagi  
Physical Therapist: Jeff Ruiz  
Video Director: Mike Bracken  
Assistant Video Director: Mike Adams  
Video Assistants: Will Krom, Aaron Clem  
Head Equipment Manager: Drew Hampton  
Assistant Equipment Manager: Drew Curls  
Equipment Assistants: Justin Brooks, Jerelle Leverette  
Senior Vice President, Media and Content: Julie Donaldson  
Vice President, Information Technology: John Winborne  
Vice President of Public Affairs: Joe Maloney  
Vice President, Ticket Sales: Taylor Laurer  
Vice President, Strategic and Corporate Finance: Lauren John  
Vice President, Controller: Tim Ennis  
Vice President, Guest Experience: Joey Colby-Begovich  
Vice President, Sales and Marketing: Nancy Hubacher  
Vice President, Partnership Sales: Anthony Cangelosi  
Director of Football Communications: Sean DeBarbieri  
Football Communications Manager: Charlie Mule  
Football Communications Coordinator: Jerod Carrier  
Football Communications Assistant: Samantha Fristachi  
Vice President of Corporate Communications: Ashley Whitlock  
Senior Coordinator of Corporate Communications: Rebekah Katz  
Executive Director, Foundation: Valerie Biberaj  
Director of Alumni Relations: Tim Hightower

## COACHING HISTORY

**Boston 1932-36  
(640-642-28)**

*Records include postseason games*

1932	Lud Wray	4-4-2
1933-34	William (Lone Star) Dietz	11-11-2
1935	Eddie Casey	2-8-1
1936-42	Ray Flaherty	56-23-3
1943	Arthur (Dutch) Bergman	7-4-1
1944-45	Dudley DeGroot	14-6-1
1946-48	Glen (Turk) Edwards	16-18-1
1949	John Whelchel*	3-3-1
1949-51	Herman Ball**	4-16-0
1951	Dick Todd	5-4-0
1952-53	Earl (Curly) Lambeau	10-13-1
1954-58	Joe Kuharich	26-32-2
1959-60	Mike Nixon	4-18-2
1961-65	Bill McPeak	21-46-3
1966-68	Otto Graham	17-22-3
1969	Vince Lombardi	7-5-2
1970	Bill Austin	6-8-0
1971-77	George Allen	69-35-1
1978-80	Jack Pardee	24-24-0
1981-92	Joe Gibbs	140-65-0
1993	Richie Petitbon	4-12-0
1994-2000	Norv Turner***	50-60-1
2000	Terry Robiskie	1-2-0
2001	Marty Schottenheimer	8-8-0
2002-03	Steve Spurrier	12-20-0
2004-07	Joe Gibbs	31-36-0
2008-09	Jim Zorn	12-20-0
2010-13	Mike Shanahan	24-41-0
2014-19	Jay Gruden****	35-50-1
2019	Bill Callahan	3-8-0
2020-	Ron Rivera	14-20-0

\* Released after seven games in 1949

\*\* Released after three games in 1951

\*\*\* Released after 13 games in 2000

\*\*\*\* Released after five games in 2019

## PAID ATTENDANCE, 2021

Home 350,685  
Total 983,478  
Away 632,793

Single-game home record,  
90,910 (12/30/07)

Single-season home record,  
\* 711,471 (2007)

*\*NFL Record*

## 2022 DRAFT CHOICES

Rd	Name	Pos	College
1	Jahan Dotson	WR	Penn St.
2	Phidarian Mathis	DT	Alabama
3	Brian Robinson	RB	Alabama
4	Percy Butler	DB	Louisiana-Lafayette
5	Sam Howell	QB	North Carolina
5	Cole Turner	TE	Nevada
7	Chris Paul	TE	Tulsa
7	Christian Holmes	DT	Oklahoma St.

## WASHINGTON COMMANDERS

### 2021 TEAM RECORD

#### REGULAR SEASON (7-10)

Date	Opponent	Result
Sept. 12	L.A. CHARGERS	L 16-20
Sept. 16	N.Y. GIANTS	W 30-29
Sept. 26	at Buffalo	L 21-43
Oct. 3	at Atlanta	W 34-30
Oct. 10	NEW ORLEANS	L 22-33
Oct. 17	KANSAS CITY	L 13-31
Oct. 24	at Green Bay	L 10-24
Oct. 31	at Denver	L 10-17
Nov. 14	TAMPA BAY	W 29-19
Nov. 21	at Carolina	W 27-21
Nov. 29	SEATTLE	W 17-15
Dec. 5	at Las Vegas	W 17-15
Dec. 12	DALLAS	L 20-27
Dec. 21	at Philadelphia	L 17-27
Dec. 26	at Dallas	L 14-56
Jan. 2	PHILADELPHIA	L 16-20
Jan. 9	at N.Y. Giants	W 22-7

#### SCORE BY PERIODS

Team	58	113	65	99	0	—	335
Opponents	98	138	76	122	0	—	434

### 2021 TEAM STATISTICS

	Team	Opp.
Total First Downs	345	346
Rushing	129	101
Passing	181	220
Penalty	35	25
3rd Down: Made/Att	87/224	111/229
3rd Down Pct.	38.8	48.5
4th Down: Made/Att	16/32	12/20
4th Down Pct.	50.0	60.0
Possession Avg.	30:44	29:16
Total Net Yards	5502	6108
Avg. Per Game	323.6	359.3
Total Plays	1070	1065
Avg. Per Play	5.1	5.7
Net Yards Rushing	2061	1775
Avg. Per Game	121.2	104.4
Total Rushes	477	430
Net Yards Passing	3441	4333
Avg. Per Game	202.4	254.9
Sacked/Yards Lost	43/305	38/187
Gross Yards	3746	4520
Att./Completions	550/356	597/400
Completion Pct.	64.7	67.0
Had Intercepted	15	11
Punts/Average	63/47.4	63/46.4
Net Punting Avg.	63/41.3	63/43.3
Penalties/Yards	82/743	96/803
Fumbles/Ball Lost	25/9	18/8
Touchdowns	37	51
Rushing	13	14
Passing	21	34
Returns	3	3

### 2021 INDIVIDUAL STATISTICS

PASSING	Att	Cmp	Yds	Cmp%	Yds/Att	TD	Int	Int%	LG	Sk/Lost	Rtng	
Heinicke	494	321	3419	65.0	6.92	20	4.0	15	3.0	73†	38/278	85.9
Gilbert	31	20	194	64.5	6.26	0	0.0	0	0.0	46	2/20	81.9
K.Allen	19	12	120	63.2	6.32	1	5.3	0	0.0	19	2/5	98.6
Fitzpatrick	6	3	13	50.0	2.17	0	0.0	0	0.0	6	1/2	56.3
Team	550	356	3746	64.7	6.81	21	3.8	15	2.7	73†	43/305	85.8
Opponents	597	400	4520	67.0	7.57	34	5.7	11	1.8	72†	38/187	100.8

SCORING	TD			PAT	FGSaf	Pts		
	Tot	Ru	Rec					
Slye	0	0	0	9/10	12/12	0	45	
Gibson	10	7	3	0	0	62		
Hopkins	0	0	0	10/12	12/14	0	46	
B.Johnson	0	0	0	4/5	2/2	0	10	
McLaurin	5	0	5	0	0	30		
Carter	4	0	3	1	0	24		
McKissic	4	2	2	0	0	24		
Thomas	3	0	3	0	0	18		
Patterson	2	2	0	0	0	12		
Seals-Jones	2	0	2	0	0	12		
Sims	2	0	2	0	0	12		
Blewitt	0	0	0	2/2	2/5	0	8	
Heinicke	1	1	0	0	0	8		
Bates	1	0	1	0	0	6		
Holcomb	1	0	0	1	0	6		
McCain	1	0	0	1	0	6		
Williams	1	1	0	0	0	6		
Team	37	13	21	3	25/29	28/33	0	335
Opponents	51	14	34	3	43/46	27/29	0	434

2-Pt Conv: Gibson, Heinicke. Team 2-8.  
Opponents 1-5.

RUSHING	No.	Yds	Avg	LG	TD
Gibson	258	1037	4.0	27	7
Heinicke	60	313	5.2	38	1
Patterson	68	266	3.9	13	2
McKissic	48	212	4.4	15	2
Carter	10	89	8.9	27	0
Williams	17	79	4.6	23	1
Smallwood	5	25	5.0	13	0
McLaurin	1	12	12.0	12	0
K.Allen	2	11	5.5	11	0
Samuel	4	11	2.8	8	0
Sims	1	7	7.0	7	0
Fitzpatrick	1	2	2.0	2	0
Milne	1	1	1.0	1	0
Brown	1	-4	-4.0	-4	0
Team	477	2061	4.3	38	13
Opponents	430	1775	4.1	46	14

RECEIVING	No.	Yds	Avg	LG	TD
McLaurin	77	1053	13.7	46	5
McKissic	43	397	9.2	56	2
Gibson	42	294	7.0	73†	3
Humphries	41	383	9.3	27	0
Seals-Jones	30	271	9.0	39†	2
Carter	24	296	12.3	26	3
Bates	20	249	12.5	32	1
Thomas	18	196	10.9	35	3
Sims	15	211	14.1	43†	2
Brown	12	165	13.8	48	0
Patterson	10	73	7.3	12	0
Milne	9	83	9.2	22	0
Samuel	6	27	4.5	10	0
Williams	4	28	7.0	19	0
Smallwood	4	22	5.5	7	0
Heinicke	1	-2	-2.0	-2	0
Team	356	3746	10.5	73†	21
Opponents	400	4520	11.3	72†	34

INTERCEPTIONS	No.	Yds	Avg	LG	TD
McCain	4	63	15.8	30†	1
Holcomb	2	54	27.0	31†	1
Collins	2	3	1.5	3	0
Jackson	2	0	0.0	0	0
Fuller	1	0	0.0	0	0
Team	11	120	10.9	31†	2
Opponents	15	127	8.5	40†	1

PUNTING	No.	Yds	Avg	Net TB	In20	LG	B	
Way	60	2901	48.4	41.4	7	22	66	1
Winslow	2	84	42.0	38.5	0	0	46	0
Team	63	2985	47.4	41.3	7	22	66	1
Opponents	63	2924	46.4	43.3	3	25	67	0

PUNT RETURNS	Ret	FC	Yds	Avg	LG	TD
Carter	16	19	134	8.4	16	0
Team	16	19	134	8.4	16	0
Opponents	27	15	244	9.0	31	0

KICKOFF RETURNS	No.	Yds	Avg	LG	TD
Carter	36	904	25.1	101†	1
Team	36	904	25.1	101†	1
Opponents	30	643	21.4	34	0

FIELD GOALS 1-19	20-29	30-39	40-49	50+	
Slye	0/0	6/6	3/3	2/2	1/1
Hopkins	0/0	3/3	2/2	6/7	1/2
B.Johnson	0/0	1/1	0/0	1/1	0/0
Blewitt	0/0	0/0	0/0	1/4	1/1
Team	0/0	10/10	5/5	10/14	3/4
Opponents	0/0	8/8	10/11	5/5	4/5

SACKS	No.
J.Allen	9.0
Sweat	5.0
Payne	4.5
Collins	3.0
Ioannidis	2.5
Smith-Williams	2.5
Toney	1.5
Young	1.5
Curl	1.0
Davis	1.0
Fuller	1.0
Harris	1.0
Holcomb	1.0
Rotimi	1.0
Toohill	1.0
(Team)	1.0
Bradley-King	0.5
Team	38.0
Opponents	43.0



## WASHINGTON COMMANDERS

## 2022 COACHING STAFF

**Ron Rivera, Head Coach**

**Pro Career:** Became the 30th coach in Washington history on Jan. 1, 2020. In eight-plus seasons with the Carolina Panthers, Rivera guided the team to a Super Bowl appearance, an NFC Championship and three NFC South titles. He is a two-time (2013 and 2015) Associated Press NFL Coach of the Year award winner. Rivera inherited a 2-14 Carolina team as a rookie head coach in 2011 and guided it back to relevance with four playoffs appearances in a five-year span (2013-17). In 2015, Rivera led the Panthers to the second Super Bowl appearance in team history following a franchise-best 15-1 record and a third consecutive NFC South championship. In the process, Carolina became the fourth team in the Super Bowl era to start a season 14-0, joining the 1972 Miami Dolphins, 2007 New England Patriots and 2009 Indianapolis Colts. Carolina's 18-game regular-season winning streak was the longest in NFL history. In 2014, the Panthers became the first team since 1970 to overcome a six-game losing streak and win its division. In 2013, Rivera directed Carolina to 12 wins, the NFC South title and its first playoff appearance since 2008. Before joining Washington, Rivera coached for the Panthers (2011-19), San Diego Chargers (2007-10), Chicago Bears (2004-06, 1997-98) and Philadelphia Eagles (1999-2003). In 2006, the Bears defense led the NFL with 44 takeaways, helping propel Chicago to an appearance in Super Bowl XLI. He is just the third Latino head coach in NFL history, joining Tom Flores (Oakland Raiders 1979-87 and Seattle Seahawks 1992-94) and Tom Fears (New Orleans Saints 1967-70). Career record: 86-77-1.

**Background:** Linebacker California (1980-83). Finished as the school's all-time leader in sacks (22) and tackles (336). Played with the Chicago Bears (1984-92), primarily as an outside linebacker. He was a member of the 1985 Super Bowl XX winning team. **Personal:** Born Jan. 7, 1962, in Fort Ord, Calif. He and his wife, Stephanie, have two children—Christopher and Courtney.

**ASSISTANT COACHES**

**Juan Castillo**, light ends: born Oct. 8, 1959, Port Isabel, Texas. Linebacker Texas A&M 1977-80. Pro linebacker San Antonio Gunslingers (USFL) 1984-85. College coach: Texas A&M-Kingsville 1982-85 and 1990-94, Michigan 2019. Pro coach: Philadelphia Eagles 1995-2012, Baltimore Ravens 2013-16, Buffalo Bills 2017-18, Chicago Bears 2020-21. Joined Commanders in 2022.

**Jack Del Rio**, defensive coordinator: born April 4, 1963, Castro Valley, Calif. Linebacker Southern California 1983-84. Pro linebacker New Orleans Saints 1985-86, Kansas City Chiefs 1987-88, Dallas Cowboys 1989-91, Minnesota Vikings 1992-95. No college coaching experience. Pro coach: New Orleans Saints 1997-98, Baltimore Ravens 1999-2001, Carolina Panthers 2002, Jacksonville Jaguars 2003-11 (head coach), Denver Broncos 2012-14, Oakland Raiders 2015-17 (head coach). Joined Washington in 2020.

**Luke Del Rio**, assistant quarterbacks/offensive quality control: born Nov. 6, 1994, Minneapolis, Minn. Quarterback Alabama 2013, Oregon State 2014 and Florida 2015-17. No pro playing experience. No college coaching experience. Pro coach: Joined Washington in 2020.

**Chad Englehart**, strength and conditioning: born June 5, 1981, New Orleans, La. Attended Southeastern Louisiana. No college or pro playing experience. College coach: New Orleans 2006. Pro coach: Florida Tuskers (UFL) 2009. Joined Washington in 2010.

**Cristian Garcia**, defensive quality control. Linebacker Florida 2015-17. No pro playing experience. College coach: Nevada-Las Vegas 2018-19, Georgia Tech 2020. Pro coach: Joined Commanders in 2021.

**Chris Harris**, defensive backs: born Aug. 6, 1982, Little Rock, Ark. Safety Louisiana-Monroe 2001-04. Pro safety Chicago Bears 2005-06 and 2010-11, Carolina Panthers 2007-09, Detroit Lions 2011, Jacksonville Jaguars 2012. No college coaching experience. Pro coach: Chicago Bears 2013-14, San Diego/Los Angeles Chargers 2016-19. Joined Washington in 2020.

**Jim Hostler**, senior offensive assistant: born Nov. 11, 1966, Pittsburgh, Pa. Defensive back Indiana (Pa.) 1986-89. No pro playing experience. College coach: Indiana (Pa.) 1990-92 and 1994-99, Juniata (Pa.) 1993. Pro coach: Kansas City Chiefs 2000, New Orleans Saints 2001-02, New York Jets 2003-04, San Francisco 49ers 2005-07, Baltimore Ravens 2008-13, Buffalo Bills 2014, Indianapolis Colts 2015-17, Green Bay Packers 2018, Carolina Panthers 2019. Joined Washington in 2020.

**Ben Jacobs**, assistant special teams: April 17, 1988, Las Vegas, Nev. Linebacker Fresno State 2008-11. Pro linebacker: Cleveland Browns 2011-12, Carolina Panthers 2013-19. No college coaching experience. Pro coach: Joined Washington in 2020.

**Randy Jordan**, running backs: born June 6, 1970, Henderson, N.C. Running back North Carolina 1989-92. Pro running back Los Angeles/Oakland Raiders 1993 and 1998-2002, Jacksonville Jaguars 1995-97. College coach: Nebraska 2004-07, Texas A&M 2008-11, North Carolina 2012-13. Pro coach: Oakland Raiders 2003. Joined Washington in 2014.

**Nate Kaczor**, special teams coordinator: born April 8, 1967, Scott City, Kan. Center Utah State 1987-89. No pro playing experience. College coach: Utah State 1991-99, Nebraska-Kearney 2000-03, Idaho 2004-05, Louisiana-Monroe 2006-07. Pro coach: Jacksonville Jaguars 2008-11, Tennessee Titans 2012-15, Tampa Bay Buccaneers 2016-18. Joined Washington in 2019.

**Jennifer King**, assistant running backs: born Aug. 6, 1986. Played basketball and softball Guilford College 2002-06. Pro quarterback/wide receiver Carolina Phoenix (WFA) 2006-17, New York Sharks (WFA) 2018, D.C. Divas (WFA) 2019. College coach: Greensboro College (basketball) 2006-16, Johnson & Wales Charlotte (basketball) 2016-18 (head coach), Dartmouth 2019. Pro coach: Carolina Panthers 2018-19, Arizona Hotshots (AAF) 2018-19. Joined Washington in 2020.

**Kavan Latham**, asst. strength and conditioning: born Dec. 5, 1988, Delran, N.J. Defensive tackle College of New Jersey 2007-10. No pro playing experience. College coach: College of New Jersey 2010-11. Pro coach: New York Jets 2014-16. Joined Washington in 2017.

**John Matsko**, offensive line: born Feb. 2, 1951, Cleveland, Ohio. Fullback Kent State 1970-72. No pro playing experience. College coach: Miami (Ohio) 1974-75 and 1977, North Carolina 1978-84, Navy 1985, Arizona 1986, Southern California 1987-91. Pro coach: Phoenix Cardinals 1992-93, New Orleans Saints 1994-96, New York Giants 1997-98, St. Louis Rams 1999-2005, Kansas City Chiefs 2006-07, Baltimore Ravens 2008-10, Carolina Panthers 2011-19. Joined Washington in 2020.

**Sam Mills III**, defensive line: born May 20, 1978, Long Branch, N.J. Defensive back Montclair State 1997-99. No pro playing experience. No college coaching experience. Pro coach: Carolina Panthers 2011-19. Joined Washington in 2020.

**Brett Nenaber**, director of athletic performance: born Jan. 28, 1985, Tempe, Ariz. Safety Arizona State 2007. No pro playing experience. College coach: Arizona State 2010-12. Pro coach: Carolina Panthers 2013-19. Joined Washington in 2020.

**Vincent Rivera**, assistant linebackers/defensive quality control: born Dec. 23, 1993, Cypress, Calif. Running back San Diego 2012-13 and California 2014-16. No pro playing experience. No college coaching experience. Pro coach: Carolina Panthers 2018-19. Joined Washington in 2020.

**Richard Rogers**, assistant defensive backs: born Oct. 28, 1961, St. Louis, Mo. Defensive back California 1980-83. Pro linebacker/wide receiver Chicago Bruisers (AFL) 1987, Denver Dynamite (AFL) 1987, Los Angeles Cobras (AFL) 1988, Sacramento Attack (AFL) 1992. College coach: Diablo Valley (Calif.) C.C. 1989-94, San Jose State, 1995-96, Portland State 1997-2000, New Mexico State 2001-04, Holy Cross 2005-11. Pro coach: Carolina Panthers 2012-19. Joined Washington in 2020.

**Steve Russ**, linebackers: born Sept. 16, 1972, Lake Forest, Minn. Linebacker Air Force 1990-94. Pro linebacker Denver Broncos 1997-2000. College coach: Ohio 2001-04, Syracuse 2005-07, Wake Forest 2008-11, Air Force 2012-17. Pro coach: Carolina Panthers 2018-19. Joined Washington in 2020.

## WASHINGTON COMMANDERS

**Jake Sankal**, assistant strength and conditioning/nutritionist: born Sept. 6, 1985, Mentor, Ohio. Attended Wooster. No college or pro playing experience. No college coaching experience. Pro coach: Joined Washington in 2016.

**Todd Storm**, assistant tight ends: born March 8, 1989, Laurium, Mich. Defensive end Michigan Tech 2009-12. Pro defensive end Cleveland Gladiators (AFL) 2013. College coach: Michigan Tech 2014, Central Michigan 2015-16, Michigan 2017. Pro coach: Carolina Panthers 2018-19. Joined Washington in 2020.

**Drew Terrell**, wide receivers: born July 25, 1991, Mesa, Ariz. Wide receiver Stanford 2009-12. No pro playing experience. College coach: Virginia Tech 2014, Michigan 2015-17. Pro coach: Carolina Panthers 2018-19. Joined Washington in 2020.

**Scott Turner**, offensive coordinator: born Aug. 7, 1982, Inglewood, Calif. Quarterback Nevada-Las Vegas 2002-04. No pro playing experience. College coach: Oregon State 2005, Pittsburgh 2008-10, Michigan 2017. Pro coach: Carolina Panthers 2011-12 and 2017-19, Cleveland Browns 2013, Minnesota Vikings 2014-16. Joined Washington in 2020.

**Brent Vieselmeier**, assistant defensive backs/nickel. Linebacker Redlands and Concordia (Wis.) 1995-98. No pro playing experience. College coach: Houston Baptist 2013-14, Kansas 2018. Pro coach: Oakland Raiders 2015-18. Joined Washington in 2020.

**Travelle Wharton**, assistant offensive line: born May 19, 1981, Greenville, S.C. Offensive lineman South Carolina 2000-03. Pro offensive lineman Carolina Panthers 2004-11 and 2013, Cincinnati Bengals 2012. College coach: South Carolina 2015. Pro coach: Carolina Panthers 2018-19. Joined Washington in 2020.

**Ken Zampese**, quarterbacks: born July 19, 1967, Santa Monica, Calif. Wide receiver/kick returner San Diego 1985-88. No pro playing experience. College coach: San Diego 1989, Southern California 1990-91, Northern Arizona 1992-95, Miami (Fla.) 1996-97, Florida 2019. Pro coach: Philadelphia Eagles 1998, Green Bay Packers 1999, St. Louis Rams 2000-02, Cincinnati Bengals 2003-2017, Cleveland Browns 2018. Joined Washington in 2020.

**Jeff Zgonina**, assistant defensive line: born May 24, 1970, Chicago, Ill. Defensive tackle Purdue 1989-92. Pro defensive tackle Pittsburgh Steelers 1993-94, Carolina Panthers 1995, Atlanta Falcons 1996, St. Louis Rams 1997 and 1999-2002, Indianapolis Colts 1998, Miami Dolphins 2003-06, Houston Texans 2007-09. No college coaching experience. Pro coach: Houston Texans 2013, New York Giants 2016, San Francisco 49ers 2017-18. Joined Washington in 2020.

### RECORD HOLDERS

#### INDIVIDUAL RECORDS—CAREER

Rushing (Yds.)	John Riggins, 1976-79, 1981-85 . . . . .	7,472
Passing (Yds.)	Joe Theismann, 1974-85 . . . . .	25,206
Passing (TDs)	Sammy Baugh, 1937-52 . . . . .	187
Receiving (No.)	Art Monk, 1980-93 . . . . .	888
Receiving (Yds.)	Art Monk, 1980-93 . . . . .	12,026
Interceptions	Darrell Green, 1983-2002 . . . . .	54
Punting (Avg.)	Tress Way, 2014-18 . . . . .	46.0
Punt Return (Avg.)	Johnny Williams, 1952-53 . . . . .	12.8
Kickoff Return (Avg.)	Bobby Mitchell, 1962-68 . . . . .	28.5
Field Goals	Mark Moseley, 1974-86 . . . . .	263
Touchdowns (Tot.)	Charley Taylor, 1964-77 . . . . .	90
Points	Mark Moseley, 1974-86 . . . . .	1,206
*Sacks	Dexter Manley, 1981-89 . . . . .	91.0

#### INDIVIDUAL RECORDS—SINGLE SEASON

Rushing (Yds.)	Alfred Morris, 2012 . . . . .	1,613
Passing (Yds.)	Kirk Cousins, 2016 . . . . .	4,917
Passing (TDs)	Sonny Jurgensen, 1967 . . . . .	31
Receiving (No.)	Pierre Garcon, 2013 . . . . .	113
Receiving (Yds.)	Santana Moss, 2005 . . . . .	1,483
Interceptions	Dan Sandifer, 1948 . . . . .	13
Punting (Avg.)	Sammy Baugh, 1940 . . . . .	**51.4
Punt Return (Avg.)	Johnny Williams, 1952 . . . . .	15.3
Kickoff Return (Avg.)	Mike Nelms, 1981 . . . . .	29.7
Field Goals	Dustin Hopkins, 2016 . . . . .	34
Touchdowns (Tot.)	John Riggins, 1983 . . . . .	24
Points	Mark Moseley, 1983 . . . . .	161
*Sacks	Dexter Manley, 1986 . . . . .	18.5

#### INDIVIDUAL RECORDS—SINGLE GAME

Rushing (Yds.)	Gerald Riggs, 9-17-89 . . . . .	221
Passing (Yds.)	Brad Johnson, 12-26-99 . . . . .	471
Passing (TDs)	Sammy Baugh, 10-31-43, 11-23-47 . . . . .	6
Receiving (No.)	Mark Rypien, 11-10-91 . . . . .	6
Receiving (Yds.)	Roy Helu, 11-6-11 . . . . .	14
Interceptions	Anthony Allen, 10-4-87 . . . . .	255
Field Goals	Sammy Baugh, 11-14-43 . . . . .	**4
Touchdowns (Tot.)	Dan Sandifer, 10-31-48 . . . . .	**4
Points	DeAngelo Hall, 10-24-10 . . . . .	**4
*Sacks	Many times . . . . .	5
	Last time by Dustin Hopkins, 9-25-16	
	Dick James, 12-17-61 . . . . .	4
	Larry Brown, 12-16-73 . . . . .	4
	Dick James, 12-17-61 . . . . .	24
	Larry Brown, 12-16-73 . . . . .	24
	Dexter Manley, 10-2-88 . . . . .	4.0
	Ken Harvey, 11-23-97 . . . . .	4.0
	Phillip Daniels, 12-18-05 . . . . .	4.0
	Brian Orakpo, 12-13-09 . . . . .	4.0
	Ryan Kerrigan, 9-14-14 . . . . .	4.0

\*Sacks became an official statistic in 1982  
\*\*NFL Record

## WASHINGTON COMMANDERS

## 2022 VETERAN ROSTER

No.	Name	Pos.	Ht.	Wt.	Birthdate	NFL Exp.	College	Hometown	How Acq.	'21 Games/ Starts
93	Allen, Jonathan	DT	6-3	300	1/16/1995	6	Alabama	Ashburn, Va.	D1-17	17/17
30	Apke, Troy	CB	6-1	205	4/11/1995	5	Penn State	Pittsburgh, Pa.	D4-18	17/0
40	Armah, Alex	FB	6-2	255	5/17/1994	6	West Georgia	Lawrenceville, Ga.	FA-21	5/5
64	Bada, David	DT	6-4	293	4/24/1995	2		Munich, Germany	IPP-20	0/0
67	Bailey, Zack	G	6-5	299	11/8/1995	4	South Carolina	Summerville, S.C.	FA-21	0/0
87	Bates, John	TE	6-6	256	11/6/1997	2	Boise State	Lebanon, Ore.	D4-21	17/8
63	Benzschawel, Beau	G	6-6	300	9/10/1995	4	Wisconsin	Grafton, Wisc.	W(Hou)-21	0/0
56	Bradley-King, William	DE	6-4	248	12/22/1997	2	Baylor	Kansas City, Mo.	D7a-21	3/0
2	Brown, Dyami	WR	6-0	185	11/1/1999	2	North Carolina	Charlotte, N.C.	D3b-21	15/6
38	Bonnafoon, Reggie	RB	6-0	215	1/4/1996	4	Louisville	Louisville, Ky.	FA-22	4/0*
66	Calhoun, Deion	G	6-3	310	2/20/1996	4	Mississippi State	Ensley, Ala.	FA-21	1/0
77	Charles, Saahdiq	T	6-4	322	7/26/1999	3	LSU	New Orleans, La.	D4a-20	10/4
54	Cheeseman, Camaron	LS	6-4	230	4/26/1998	2	Michigan	New Albany, Ohio	D6-21	17/0
62	Clark, Tyler	DT	6-3	289	7/25/1998	2	Georgia	Americus, Ga.	FA-21	0/0
76	Cosmi, Samuel	T	6-7	309	2/16/1999	2	Texas	Humble, Texas	D2-21	9/9
31	Curl, Kamren	S	6-2	198	3/3/1999	3	Arkansas	San Diego, Calif	D7a-20	16/14
52	Davis, Jamin	LB	6-4	234	12/12/1998	2	Kentucky	Honolulu, Hawaii	D1-21	16/8
46	Eifler, Milo	LB	6-1	228	2/13/1998	2	Illinois	Oakland, Calif	FA-21	3/0
26	Elder, Corn	CB	5-10	185	10/9/1994	6	Miami	Nashville, Tenn.	FA-21	5/0
22	Forrest, Darrick	S	6-0	200	5/22/1999	2	Cincinnati	Columbus, Ohio	D5-21	8/0
29	Fuller, Kendall	CB	5-11	198	2/13/1995	7	Virginia Tech	Baltimore, Md.	UFA(KC)-20	16/16
18	Gandy-Golden, Antonio	WR	6-4	223	4/11/1998	3	Liberty	Chicago, Ill.	FA-21	4/0
24	Gibson, Antonio	RB	6-2	221	6/23/1998	3	Memphis	Stockbridge, Ga.	D3-20	16/14
13	Harmon, Kelvin	WR	6-2	215	12/15/1996	4	North Carolina State	Palmyra, N.J.	FA-21	0/0
45	Harris, De'Jon	LB	6-0	213	11/1/1997	3	Arkansas	New Orleans, La.	FA-21	5/0
4	Heinicke, Cole	QB	6-1	210	3/15/1993	8	Old Dominion	Atlanta, Ga.	FA-20	16/15
55	Holcomb, Cole	LB	6-1	240	7/30/1996	4	North Carolina	New Smyrna Beach, Fla.	D5b-19	16/16
47	Hudson, Khaleke	LB	6-0	220	12/6/1997	3	Michigan	McKeesport, Pa.	D5b-20	12/1
60	Ismael, Keith	C	6-3	310	7/25/1998	3	San Diego State	Oakland, Calif	D5a-20	10/5
3	Jackson III, William	CB	6-0	196	10/27/1992	6	Houston	Houston, Texas	UFA(Cin)-21	12/12
16	Johnson, Brian	K	6-1	185	3/5/1999	2	Virginia Tech	Washington, D.C.	FA(Chi)-21	7/0
36	Johnson, Danny	CB	5-9	181	11/17/1995	5	Southern	Jackson, La.	FA-18	12/1
59	Kunaszyk, Jordan	LB	6-3	235	10/15/1996	4	California	Sacramento, Calif.	FA-20	11/0
69	Larsen, Tyler	C	6-4	325	7/8/1991	8	Utah State	Salt Lake City, Utah	FA-21	8/3
72	Leno Jr., Charles	T	6-3	307	10/9/1991	9	Boise State	Oakland, Calif	FA-21	17/17
78	Lucas, Cornelius	T	6-8	327	7/18/1991	9	Kansas State	New Orleans, La.	UFA(Chi)-20	15/7
51	Mayo, David	LB	6-2	240	8/18/1993	8	Texas State	Scappoose, Ore.	FA-21	16/4
20	McCain, Bobby	S	5-11	192	8/18/1993	8	Memphis	Sylacauga, Ala.	FA-21	17/16
23	McKissic, J.D.	RB	5-10	195	8/15/1993	7	Arkansas State	Phenix City, Ala.	UFA(Det)-20	11/3
17	McLaurin, Terry	WR	6-0	210	9/15/1995	4	Ohio State	Indianapolis, Ind.	D3-19	17/17
19	Michel, Marken	WR	5-11	191	4/6/1993	6	Massachusetts	Orlando, Fla.	FA-21	0/0
15	Milne, Dax	WR	6-1	190	6/23/1999	2	Brigham Young	South Jordan, Utah	D7c-21	13/1
68	Norwell, Andrew	G	6-6	325	10/25/1991	9	Ohio State	Cincinnati, Ohio	FA-22	17/17*
97	Obada, Efe	DE	6-6	265	4/13/1992	5		Nigeria	FA-22	10/1*
32	Patterson, Jaret	RB	5-9	195	12/23/1999	2	Buffalo	Glendale, Md.	FA-21	17/1
94	Payne, Daron	DT	6-3	320	5/27/1997	5	Alabama	Irondale, Ala.	D1-18	17/17
39	Reaves, Jeremy	S	5-11	200	8/29/1996	5	South Alabama	Pensacola, Fla.	FA-18	5/2
80	Reyes, Sammis	TE	6-7	240	10/19/1995	2	Tulane	Talcahuano, Chile	FA-21	11/1
57	Rotimi, Bunmi	DE	6-4	260	7/16/1995	2	Old Dominion	Alexandria, Va.	FA-21	9/1
73	Roullier, Chase	C	6-4	312	8/23/1993	6	Wyoming	Burnsville, Minn.	D6a-17	8/8
10	Samuel, Curtis	WR	5-11	195	8/11/1996	6	Ohio State	Brooklyn, N.Y.	UFA(Car)-21	5/1
71	Schweitzer, Wes	G	6-4	300	9/11/1993	7	San Jose State	Scottsdale, Ariz.	UFA(Atl)-20	11/5
89	Sims, Cam	WR	6-5	220	1/6/1996	5	Alabama	Monroe, La.	FA-18	14/3
6	Slye, Joey	K	5-11	213	4/10/1996	4	Virginia Tech	Albuquerque, N.M.	FA-21	12/1
96	Smith-Williams, James	DE	6-3	265	7/30/1997	3	North Carolina State	Raleigh, N.C.	D7b-20	14/6
25	St-Juste, Benjamin	CB	6-3	200	9/8/1997	2	Minnesota	Montreal, Quebec, Canada	D3a-21	9/3
90	Sweat, Montez	DE	6-6	262	9/4/1996	4	Mississippi State	Stone Mountain, Ga.	D1b-19	10/10
82	Thomas, Logan	TE	6-6	250	7/1/1991	9	Virginia Tech	Lynchburg, Va.	UFA(Det)-20	6/6
58	Toney, Shaka	DE	6-3	231	1/7/1998	2	Penn State	Philadelphia, Pa.	D7b-21	10/1
95	Toohill, Casey	DE	6-5	250	8/21/1996	3	Stanford	San Diego, Calif	W(Phi) -20	16/6
61	Toth, Jon	C	6-5	308	2/11/1994	6	Kentucky	Indianapolis, Ind.	FA-21	6/0
5	Way, Tress	P	6-1	220	4/18/1990	9	Oklahoma	Tulsa, Okla.	W(Chi)-14	16/0
11	Wentz, Carson	QB	6-5	237	12/30/1992	7	North Dakota State	Raleigh, N.C.	T(Ind)-22	17/17*
41	Williams, Jonathan	RB	5-11	223	2/2/1994	7	Arkansas	Dallas, Texas	FA-21	5/0
92	Wise, Daniel	DE	6-3	285	1/16/1996	4	Kansas	Carrollton, Texas	FA-21	6/1
99	Young, Chase	DE	6-5	265	4/14/1999	3	Ohio State	Upper Marlboro, Md.	D1-20	9/9

## WASHINGTON COMMANDERS

\* Bonnafon played four games with Carolina; Norwell played 17 games with Jacksonville; Obada played 10 games with Carolina.

t - Washington traded for Wentz (IND).

Players lost through unrestricted free agency (five): WR DeAndre Carter (LAC, 17 games in '21); G Jamil Douglas (NYG, four); G Brandon Scherff (JAC, 11); TE Ricky Seals-Jones (NYG, 13 games); DT Tim Settle (BUF, 16 games).

Also played with Washington in '21—QB Kyle Allen (two games), LB Jon Bostic (16), K Chris Blewitt (two), S Landon Collins (13), S DeShazor Everett (14), QB Ryan Fitzpatrick (one), K Dustin Hopkins (six), DT Matt Ioannidis (16), S Torry McTyer (four), DE Nate Orchard (two), S Darryl Roberts (six), DT Akeem Spence (one), P Ryan Winslow (one).

### FIRST-YEAR ROSTER

Name	Pos.	Ht.	Wt.	Birthdate	College	Hometown	How Acq.
Bada, David (1)	DT	6-4	293	4/24/1995		Munich, Germany	IPP-20
Butler, Percy	S	6-0	190	5/5/2000	Louisiana	Plaquemine, La.	D4
Clark, Tyler (1)	DT	6-3	289	7/25/1998	Georgia	Americus, Ga.	FA-21
Cross, DeVante	CB	6-2	215	11/25/1997	Virginia	Allentown, Pa.	FA
Dotson, Jahan	WR	5-11	184	3/22/2000	Penn State	Nazareth, Pa.	D1
Drayden, Josh	CB	5-10	185	4/10/1998	California	DeSoto, Texas	FA
Ezzard, Jequez	WR	5-10	190	11/6/1997	Sam Houston State	College Park, Ga.	FA
Gardner, Ferrod	S	6-1	220	3/26/1997	Louisiana	Allanta, Ga.	FA
Hodges, Curtis	TE	6-8	240	7/3/1999	Arizona State	Mesa, Ariz.	FA
Holmes, Christian	CB	6-1	205	11/14/1997	Oklahoma State	Leland, Miss.	D7b
Howell, Sam	QB	6-1	225	11/16/2000	North Carolina	Waynesville, N.C.	D5a
Kelley, Cole	QB	6-7	260	10/27/1997	Southeastern Louisiana	Lafayette, La.	FA
Laufenberg, Nolan (1)	G	6-3	315	3/25/1999	Air Force	Castle Rock, Colo.	FA-21
Mathis, Phidarian	DT	6-4	312	4/26/1998	Alabama	Wisner, La.	D2
McGowan, Kyric	WR	5-11	198	11/1/1999	Georgia Tech	Dalton, Ga.	FA
Panasiuk, Jacob	DE	6-4	255	6/14/1999	Michigan State	Roselle, Ill.	FA
Paul, Chris	G	6-4	324	11/19/1998	Tulsa	Houston, Texas	D7a
Robinson Jr., Brian	RB	6-1	225	3/22/1999	Alabama	Tuscaloosa, Ala.	D3
Robinson, Tyrese	G	6-3	324	8/21/1999	Oklahoma	McKinney, Texas	FA
Rogers, Armani	TE	6-5	225	12/4/1997	Ohio	Los Angeles, Calif.	FA
Taylor, Devin	CB	6-1	200	5/27/1999	Bowling Green	Lansing, Mich.	FA
Turner, Cole	TE	6-6	240	3/16/2000	Nevada	Clackamas, Ore.	D5b
Walker, Tre	LB	6-1	240	6/19/2000	Idaho	Dos Palos, Calif.	FA
White, Drew	LB	6-0	228	9/15/1998	Notre Dame	Boca Raton, Fla.	FA

The term NFL Rookie is defined as a player who is in his first season of professional football and has not been on the roster of another professional football team for any regular-season or postseason games. A Rookie is designated by an "R" on NFL rosters. Players who have been active in another professional football league or players who have NFL experience, including either preseason training camp or being on an Active List or Inactive List, or on Reserve/Injured or Reserve/Physically Unable to Perform for fewer than six regular-season games, are termed NFL First-Year Players. An NFL First-Year Player is designated by a "1" on NFL rosters. Thereafter, a player is credited with an additional year of experience for each season in which he accumulates six games on the Active List or Inactive List, or on Reserve/Injured or Reserve/Physically Unable to Perform.

Log on to [www.Commanders.com](http://www.Commanders.com) for an up-to-date roster.

# 2021 Season in Review

Trades .....	236
Preseason Standings and Results, 2021 .....	239
Regular-Season Standings and Results, 2021 .....	240
Week-by-Week Standings, 2021 .....	243
Players of the Week, Month, 2021 .....	249
Pro Football Awards, 2021 .....	250
All-Pro Teams, 2021 .....	250
Attendance, 2021 .....	251
Top Rushing, Passing, Receiving, and Sack Performances, 2021 .....	252
Team and Individual Statistics, 2021 .....	254

## TRADES

## 2021 TRADES

(since June 1, 2021)

Atlanta's sixth-round selection choice in 2023 and WR **Julio Jones** from the Falcons to Tennessee for the Titans' second-round selection choice in 2022 (#58) and the Titans' fourth-round selection choice in 2023. (June 9)

WR **Anthony Miller** and Chicago's seventh-round selection choice in 2022 (#228) from the Bears to Houston for the Texans' fifth-round selection choice in 2022 (#148). (July 26)

Green Bay's sixth-round selection choice in 2022 (#205) from the Packers to Houston for WR **Randall Cobb**. (July 29)

Pittsburgh's sixth-round selection choice in 2022 (#198) from the Steelers to Jacksonville for ILB **Joe Schobert**. (Aug. 14)

New York Giants' sixth-round selection choice in 2023 from the Giants to Houston for CB **Keion Crossen**. (Aug. 16)

CB **Josh Jackson** from Green Bay to New York Giants for CB **Isaac Yiadom**. (Aug. 17)

New England's seventh-round selection choice in 2022 (#242) from Miami to Carolina for T **Greg Little**. (Aug. 17)

CB **Ka'dar Hollman** from Green Bay to Houston for Chicago's seventh-round selection choice in 2022 (#228). (Aug. 23)

CB **John Reid** from Houston to Seattle. (Aug. 24)

Los Angeles Rams' sixth-round selection choice in 2022 (#210) and the Rams' fourth-round selection choice in 2023 from the Rams to New England for RB **Sony Michel**. (Aug. 25)

Las Vegas' sixth-round selection choice in 2022 (#199) from the Raiders to Carolina for ILB **Denzel Perryman** and the Panthers' seventh-round selection choice in 2022 (#227). (Aug. 26)

CB **Shaun Wade** from Baltimore to New England for Houston's seventh-round selection choice in 2022 (#224) and the Patriots' fifth-round selection choice in 2023. (Aug. 26)

K **Ryan Santoso** from New York Giants to Carolina. (Aug. 27)

Washington's fifth-round selection choice in 2022 (#154) from Philadelphia to Jacksonville for QB **Gardner Minshew**. (Aug. 28)

Houston's seventh-round selection choice in 2022 (#224) and C **Greg Mancz** from Baltimore to Miami for the Dolphins'

sixth-round selection choice in 2022 (#196). (Aug. 28)

San Francisco's sixth-round selection choice in 2022 (#207) from New York Jets to Houston for DE **Shaq Lawson**. (Aug. 29)

DE **Darryl Johnson** from Buffalo to Carolina for Las Vegas' sixth-round selection choice in 2022 (#199). (Aug. 30)

C **Billy Price** from Cincinnati to New York Giants for DT **B.J. Hill** and the Giants' seventh-round selection choice in 2022 (#226). (Aug. 30)

Seattle's sixth-round selection choice in 2022 (#188) from the Seahawks to Jacksonville for CB **Sidney Jones**. (Aug. 31)

G **Yasir Durant** from Kansas City to New England for Las Vegas' seventh-round selection choice in 2022 (#243). (Aug. 31)

Indianapolis' sixth-round selection choice in 2022 (#194) from the Colts to Philadelphia for the Eagles' seventh-round selection choice in 2022 (#240) and T **Matt Pryor**. (Aug. 31)

Denver's sixth-round selection choice in 2023 and WR **Trinity Benson** from the Broncos to Detroit for the Lions' fifth-round selection choice in 2022 (#145) and the Lions' seventh-round selection choice in 2022 (#223). (Aug. 31)

Kansas City's fifth-round selection choice in 2022 (#173), Baltimore's seventh-round selection choice in 2023 and G **Ben Bredeson** from the Ravens to New York Giants for the Giants' fourth-round selection choice in 2022 (#110). (Aug. 31)

Denver's sixth-round selection choice in 2022 (#187) and the Broncos' seventh-round selection choice in 2023 from the Broncos to San Francisco for ILB **Jonas Griffith** and the 49ers' seventh-round selection choice in 2022 (#250). (Aug. 31)

Green Bay's sixth-round selection choice in 2023 from the Packers to Los Angeles Rams for Detroit's seventh-round selection choice in 2023 and P **Corey Bojorquez**. (Aug. 31)

Minnesota's fourth-round selection choice in 2022 (#117) from the Vikings to New York Jets for TE **Christopher Herndon** and Tampa Bay's sixth-round selection choice in 2022 (#206). (Sept. 1)

Pittsburgh's fifth-round selection choice in 2023 from the Steelers to Seattle for CB **Ankelo Witherspoon**. (Sept. 3)

New Orleans' third-round selection choice in 2022 (#80) from the Saints to Houston for CB **Bradley Roby**. (Sept. 9)

TE **Dan Arnold** and Carolina's third-round selection choice in 2022 (#70) from the Panthers to Jacksonville for CB **C.J. Henderson** and the Jaguars' fifth-round selection choice in 2022 (#144). (Sept. 27)

Chicago's sixth-round selection choice in 2023 from the Bears to Miami for WR **Jakeem Grant**. (Oct. 5)

CB **Stephon Gilmore** from New England to Carolina for the Panthers' sixth-round selection choice in 2023. (Oct. 6)

TE **Zach Ertz** from Philadelphia to Arizona for the Cardinals' fifth-round selection choice in 2022 (#166) and CB **Tay Gowan**. (Oct. 15)

San Francisco's seventh-round selection choice in 2022 (#250) from Denver to Minnesota for OLB **Stephen Weatherly** and the Vikings' seventh-round selection choice in 2023. (Oct. 23)

Denver's sixth-round selection choice in 2024 from the Broncos to Los Angeles Rams for the Rams' seventh-round selection choice in 2024 and ILB **Kenny Young**. (Oct. 25)

Pittsburgh's fifth-round selection choice in 2022 (#163) from New York Jets to Philadelphia for QB **Joe Flacco**. (Oct. 26)

New Orleans' seventh-round selection choice in 2024 from the Saints to Houston for RB **Mark Ingram**. (Oct. 29)

OLB **Von Miller** from Denver to Los Angeles Rams for the Rams' second-round selection choice in 2022 (#64) and the Rams' third-round selection choice in 2022 (#96). (Nov. 2)

Baltimore's sixth-round selection choice in 2022 (#191) from Kansas City to Pittsburgh for OLB **Melvin Ingram**. (Nov. 2)

San Francisco's sixth-round selection choice in 2023 from the 49ers to Houston for DE **Charles Omenihu**. (Nov. 2)

G **Laurent Duvernay-Tardif** from Kansas City to New York Jets for TE **Daniel Brown**. (Nov. 2)

CB **Kary Vincent** from Denver to Philadelphia for New York Jets' sixth-round selection choice in 2022 (#183). (Nov. 2)

## 2022 TRADES

(through May 31, 2022)

Denver's first-round selection choice in 2022 (#9), the Broncos' second-round selection choice in 2022 (#40), Detroit's fifth-round selection choice in 2022 (#145), the Broncos' first-round selection choice in 2023, the Broncos' second-round selection

## TRADES

choice in 2023, TE **Noah Fant**, QB **Drew Lock** and DE **Shelby Harris** from the Broncos to Seattle for the Seahawks' fourth-round selection choice in 2022 (#116) and QB **Russell Wilson**. (March 16)

Dallas' sixth-round selection choice in 2022 (#202) and WR **Amari Cooper** from the Cowboys to Cleveland for the Browns' fifth-round selection choice in 2022 (#155) and the Browns' sixth-round selection choice in 2022 (#193). (March 16)

DE **Chase Winovich** from New England to Cleveland for OLB **Mack Wilson**. (March 16)

Indianapolis' second-round selection choice in 2022 (#47), Philadelphia's seventh-round selection choice in 2022 (#240) and QB **Carson Wentz** from the Colts to Washington for the Commanders' second-round selection choice in 2022 (#42), the Commanders' third-round selection choice in 2022 (#73) and the Commanders' second-round selection choice in 2023. (March 16)

CB **Rock Ya-Sin** from Indianapolis to Las Vegas for DE **Yannick Ngakoue**. (March 16)

OLB **Khalil Mack** from Chicago to Los Angeles Chargers for the Chargers' second-round selection choice in 2022 (#48) and the Chargers' sixth-round selection choice in 2023. (March 17)

ILB **Blake Cashman** from New York Jets to Houston for San Francisco's sixth-round selection choice in 2023. (March 17)

G **Shaquille Mason** from New England to Tampa Bay for the Buccaneers' fifth-round selection choice in 2022 (#170). (March 17)

WR **Davante Adams** from Green Bay to Las Vegas for the Raiders' first-round selection choice in 2022 (#22) and the Raiders' second-round selection choice in 2022 (#53). (March 18)

Buffalo's seventh-round selection choice in 2022 (#246) from the Bills to Cleveland for QB **Case Keenum**. (March 20)

Cleveland's first-round selection choice in 2022 (#13), Detroit's fourth-round selection choice in 2022 (#107), the Browns' first-round selection choice in 2023, the Browns' third-round selection choice in 2023, the Browns' first-round selection choice in 2024 and the Browns' fourth-round selection choice in 2024 from the Browns to Houston for the Texans' sixth-round selection choice in 2024 and QB **Deshaun Watson**. (March 21)

QB **Matt Ryan** from Atlanta to Indianapolis for the Colts' third-round selection choice in 2022 (#82). (March 22)

Tennessee's sixth-round selection choice in 2023 from Titans to Los Angeles Rams for WR **Robert Woods**. (March 23)

WR **Tyreek Hill** from Kansas City to Miami for San Francisco's first-round selection choice in 2022 (#29), the Dolphins' second-round selection choice in 2022 (#50), the Dolphins' fourth-round selection choice in 2022 (#121), the Dolphins' fourth-round selection choice in 2023 and Chicago's sixth-round selection choice in 2023. (March 24)

New Orleans' first-round selection choice in 2022 (#18), the Saints' third-round selection choice in 2022 (#101), the Saints' seventh-round selection choice in 2022 (#237), the Saints' first-round selection choice in 2023 and the Saints' second-round selection choice in 2024 from the Saints to Philadelphia for Indianapolis' first-round selection choice in 2022 (#16), the Eagles' first-round selection choice in 2022 (#19) and Indianapolis' sixth-round selection choice in 2022 (#194). (April 4)

Miami's fifth-round selection choice in 2022 (#158) and WR **DeVante Parker** from the Dolphins to New England for the Patriots' third-round selection choice in 2023. (April 5)

Tampa Bay's fifth-round selection choice in 2022 (#170) from New England to Houston for the Texans' sixth-round selection choice in 2022 (#183) and Dallas' seventh-round selection choice in 2022 (#245). (April 25)

Indianapolis' first-round selection choice in 2022 (#16), New Orleans' third-round selection choice in 2022 (#98) and the Saints' fourth-round selection choice in 2022 (#120) from the Saints to Washington for the Commanders' first-round selection choice in 2022 (#11). (April 28)

Los Angeles Rams' first-round selection choice in 2022 (#32), Detroit's second-round selection choice in 2022 (#34) and the Lions' third-round selection choice in 2022 (#66) from the Lions to Minnesota for the Vikings' first-round selection choice in 2022 (#12) and the Vikings' second-round selection choice in 2022 (#46). (April 28)

Miami's first-round selection choice in 2022 (#15), Philadelphia's fourth-round selection choice in 2022 (#124), the Eagles' fifth-round selection choice in 2022 (#162) and Arizona's fifth-round selection choice in

2022 (#166) from the Eagles to Houston for Cleveland's first-round selection choice in 2022 (#13). (April 28)

Baltimore's third-round selection choice in 2022 (#100) and WR **Marquise Brown** from the Ravens to Arizona for the Cardinals' first-round selection choice in 2022 (#23). (April 28)

WR **A.J. Brown** from Tennessee to Philadelphia for New Orleans' first-round selection choice in 2022 (#18) and New Orleans' third-round selection choice in 2022 (#101). (April 28)

San Francisco's first-round selection choice in 2022 (#29), Kansas City's third-round selection choice in 2022 (#94) and Miami's fourth-round selection choice in 2022 (#121) from the Chiefs to New England for the Patriots' first-round selection choice in 2022 (#21). (April 28)

Buffalo's first-round selection choice in 2022 (#25) and the Bills' fourth-round selection choice in 2022 (#130) from the Bills to Baltimore for Arizona's first-round selection choice in 2022 (#23). (April 28)

Tennessee's first-round selection choice in 2022 (#26) and New Orleans' third-round selection choice in 2022 (#101) from the Titans to New York Jets for the Jets' second-round selection choice in 2022 (#35), the Jets' third-round selection choice in 2022 (#69) and Pittsburgh's fifth-round selection choice in 2022 (#163). (April 28)

Tampa Bay's first-round selection choice in 2022 (#27) from the Buccaneers to Jacksonville for the Jaguars' second-round selection choice in 2022 (#33), the Jaguars' fourth-round selection choice in 2022 (#106) and the Jaguars' sixth-round selection choice in 2022 (#180). (April 28)

Las Vegas' second-round selection choice in 2022 (#53) and Green Bay's second-round selection choice in 2022 (#59) from the Packers to Minnesota for Detroit's second-round selection choice in 2022 (#34). (April 29)

New York Giants' second-round selection choice in 2022 (#36) from the Giants to New York Jets for Carolina's second-round selection choice in 2022 (#38) and the Jets' fifth-round selection choice in 2022 (#146). (April 29)

Atlanta's second-round selection choice in 2022 (#43) and the Falcons' fourth-round selection choice in 2022 (#114) from the Falcons to New York Giants for Carolina's second-round selection choice in 2022 (#38). (April 29)

## TRADES

Washington's second-round selection choice in 2022 (#42) and Indianapolis' fourth-round selection choice in 2022 (#122) from the Colts to Minnesota for Las Vegas' second-round selection choice in 2022 (#53), the Vikings' third-round selection choice in 2022 (#77) and the Vikings' sixth-round selection choice in 2022 (#192). (April 29)

Cleveland's second-round selection choice in 2022 (#44) from the Browns to Houston for the Texans' third-round selection choice in 2022 (#68), the Texans' fourth-round selection choice in 2022 (#108) and Philadelphia's fourth-round selection choice in 2022 (#124). (April 29)

Miami's second-round selection choice in 2022 (#50) from Kansas City to New England for the Patriots' second-round selection choice in 2022 (#54) and Miami's fifth-round selection choice in 2022 (#158). (April 29)

Buffalo's second-round selection choice in 2022 (#57) from the Bills to Tampa Bay for the Buccaneers' second-round selection choice in 2022 (#60) and Jacksonville's sixth-round selection choice in 2022 (#180). (April 29)

Tampa Bay's second-round selection choice in 2022 (#60) from Buffalo to Cincinnati for the Bengals' second-round selection choice in 2022 (#63) and the Bengals' sixth-round selection choice in 2022 (#209). (April 29)

Denver's third-round selection choice in 2022 (#75) from the Broncos to Houston for New Orleans' third-round selection choice in 2022 (#80) and Philadelphia's fifth-round selection choice in 2022 (#162). (April 29)

Tennessee's third-round selection choice in 2022 (#90) and the Titans' fifth-round selection choice in 2022 (#169) from the Titans to Las Vegas for the Raiders' third-round selection choice in 2022 (#86). (April 29)

Kansas City's third-round selection choice in 2022 (#94) from New England to Carolina for Los Angeles Rams' fourth-round selection choice in 2022 (#137) and the Panthers' third-round selection choice in 2023. (April 29)

Los Angeles Rams' third-round selection choice in 2022 (#96) from Denver to Indianapolis for the Colts' fifth-round selection choice in 2022 (#179) and the Colts' third-round selection choice in 2023. (April 29)

Los Angeles Chargers' sixth-round selection choice in 2023 from Chicago to

Los Angeles Chargers for the Chargers' seventh-round selection choice in 2022 (#254) and the Chargers' seventh-round selection choice in 2022 (#255). (April 30)

Baltimore's fifth-round selection choice in 2022 (#156) and Minnesota's fourth-round selection choice in 2023 from the Vikings to Cleveland for the Browns' fourth-round selection choice in 2022 (#118). (April 30)

New Orleans' fourth-round selection choice in 2022 (#120) and Washington's sixth-round selection choice in 2022 (#189) from the Commanders to Carolina for Jacksonville's fifth-round selection choice in 2022 (#144) and the Panthers' fifth-round selection choice in 2022 (#149). (April 30)

Las Vegas' fourth-round selection choice in 2022 (#126) and Carolina's seventh-round selection choice in 2022 (#227) from the Raiders to Minnesota for Indianapolis' fourth-round selection choice in 2022 (#122) and San Francisco's seventh-round selection choice in 2022 (#250). (April 30)

Las Vegas' fifth-round selection choice in 2022 (#165) and Tennessee's fifth-round selection choice in 2022 (#169) from the Raiders to Minnesota for Las Vegas' fourth-round selection choice in 2022 (#126). (April 30)

Miami's fifth-round selection choice in 2022 (#158) and Minnesota's seventh-round selection choice in 2022 (#233) from Kansas City to Seattle for Detroit's fifth-round selection choice in 2022 (#145). (April 30)

Buffalo's fifth-round selection choice in 2022 (#168) and the Bills' sixth-round selection choice in 2022 (#203) from the Bills to Chicago for Houston's fifth-round selection choice in 2022 (#148). (April 30)

Los Angeles Rams' fifth-round selection choice in 2023 from the Rams to Cleveland for CB **Troy Hill**. (April 30)

Chicago's fifth-round selection choice in 2022 (#150) from the Bears to Houston for Arizona's fifth-round selection choice in 2022 (#166) and San Francisco's sixth-round selection choice in 2022 (#207). (April 30)

Washington's fifth-round selection choice in 2022 (#154) from Philadelphia to Jacksonville for Seattle's sixth-round selection choice in 2022 (#188) and Pittsburgh's sixth-round selection choice in 2022 (#198). (April 30)

Tampa Bay's fourth-round selection choice in 2023 from the Buccaneers to

Jacksonville for Minnesota's fifth-round selection choice in 2022 (#157) and Baltimore's seventh-round selection choice in 2022 (#235). (April 30)

New England's fifth-round selection choice in 2022 (#164) from Las Vegas to Los Angeles Rams for the Rams' fifth-round selection choice in 2022 (#175) and Miami's seventh-round selection choice in 2022 (#238). (April 30)

Arizona's fifth-round selection choice in 2022 (#166) from Chicago to Cincinnati for the Bengals' fifth-round selection choice in 2022 (#174) and New York Giants' seventh-round selection choice in 2022 (#226). (April 30)

Indianapolis' fifth-round selection choice in 2022 (#179) and Cleveland's seventh-round selection choice in 2022 (#234) from Denver to Green Bay for the Packers' fifth-round selection choice in 2022 (#171). (April 30)

Detroit's sixth-round selection choice in 2022 (#181) from the Lions to Philadelphia for Seattle's sixth-round selection choice in 2022 (#188) and New Orleans' seventh-round selection choice in 2022 (#237). (April 30)

Los Angeles Rams' sixth-round selection choice in 2022 (#218) from the Rams to Tampa Bay for Baltimore's seventh-round selection choice in 2022 (#235) and the Buccaneers' seventh-round selection choice in 2022 (#261). (April 30)

CB **Lonnie Johnson** from Houston to Kansas City. (May 3)

Las Vegas' sixth-round selection choice in 2023 from the Raiders to New England for QB **Jarrett Stidham** and the Patriots' seventh-round selection choice in 2023. (May 13)

Atlanta's fifth-round selection choice in 2023 from the Falcons to Las Vegas for WR **Bryan Edwards** and New England's seventh-round selection choice in 2023. (May 13)

*\* Draft-choice number is listed if club later traded the pick.*



## 2021 PRESEASON RESULTS

### NFL/HALL OF FAME GAME

Thursday, Aug. 5 (Canton, Ohio)  
Pittsburgh 16, Dallas 3

### PRESEASON WEEK 1 RESULTS

Thursday, Aug. 12  
NEW ENGLAND 22, Washington 13  
Pittsburgh 24, PHILADELPHIA 16

### Friday, Aug. 13

Tennessee 23, ATLANTA 3  
Buffalo 16, DETROIT 15  
ARIZONA 19, Dallas 16

### Saturday, Aug. 14

CHICAGO 20, Miami 13  
Denver 33, MINNESOTA 6  
BALTIMORE 17, New Orleans 14  
Cleveland 23, JACKSONVILLE 13  
N.Y. Jets 12, N.Y. GIANTS 7  
Cincinnati 19, TAMPA BAY 14  
Houston 26, GREEN BAY 7  
Kansas City 19, SAN FRANCISCO 16  
LAS VEGAS 20, Seattle 7  
L.A. Chargers 13, L.A. RAMS 6

### Sunday, Aug. 15

INDIANAPOLIS 21, Carolina 18

### PRESEASON WEEK 2 RESULTS

Thursday, Aug. 19  
New England 35, PHILADELPHIA 0

### Friday, Aug. 20

Kansas City 17, ARIZONA 10  
WASHINGTON 17, Cincinnati 13

### Saturday, Aug. 21

Buffalo 41, CHICAGO 15  
N.Y. Jets 23, GREEN BAY 14  
Baltimore 20, CAROLINA 3  
MIAMI 37, Atlanta 17  
PITTSBURGH 26, Detroit 20  
Tennessee 34, TAMPA BAY 3  
Houston 20, DALLAS 14  
Indianapolis 12, MINNESOTA 10  
Las Vegas 17, L.A. RAMS 16  
Denver 30, SEATTLE 3

### Sunday, Aug. 22

CLEVELAND 17, N.Y. Giants 13  
San Francisco 15, L.A. CHARGERS 10

### Monday, Aug. 23

NEW ORLEANS 23, Jacksonville 21

### PRESEASON WEEK 3 RESULTS

Friday, Aug. 27  
Indianapolis 27, DETROIT 17  
CAROLINA 34, Pittsburgh 9  
Philadelphia 31, N.Y. JETS 31  
KANSAS CITY 28, Minnesota 25

### Saturday, Aug. 28

BUFFALO 19, Green Bay 0  
Baltimore 37, WASHINGTON 3  
Chicago 27, TENNESSEE 24  
Tampa Bay 23, HOUSTON 16  
DENVER 17, L.A. Rams 12  
SEATTLE 27, L.A. Chargers 0

### Sunday, Aug. 29

Jacksonville 34, DALLAS 14  
Miami 29, CINCINNATI 26  
SAN FRANCISCO 34, Las Vegas 10  
New England 22, N.Y. GIANTS 20  
Cleveland 19, ATLANTA 10

*Note: The Aug. 28 Arizona at New Orleans game was cancelled due to Hurricane Ida.*

### PRESEASON STANDINGS, 2021

#### AMERICAN FOOTBALL CONFERENCE

East Division	W	L	T	Pct.	Pts.	OP
Buffalo	3	0	0	1.000	76	30
New England	3	0	0	1.000	79	33
New York Jets	2	0	1	.833	66	52
Miami	2	1	0	.667	79	63
North Division	W	L	T	Pct.	Pts.	OP
Cleveland	3	0	0	1.000	59	36
Baltimore	3	0	0	1.000	74	20
Pittsburgh	3	1	0	.750	75	73
Cincinnati	1	2	0	.333	58	60
South Division	W	L	T	Pct.	Pts.	OP
Indianapolis	3	0	0	1.000	60	45
Tennessee	2	1	0	.667	81	33
Houston	2	1	0	.667	62	44
Jacksonville	1	2	0	.333	68	60
West Division	W	L	T	Pct.	Pts.	OP
Kansas City	3	0	0	1.000	64	51
Denver	3	0	0	1.000	80	21
Las Vegas	2	1	0	.667	47	57
Los Angeles Chargers	1	2	0	.333	23	48

#### NATIONAL FOOTBALL CONFERENCE

East Division	W	L	T	Pct.	Pts.	OP
Washington	0	2	0	.333	33	72
Philadelphia	0	2	1	.167	47	90
New York Giants	0	3	0	.000	40	51
Dallas	0	4	0	.000	47	89
North Division	W	L	T	Pct.	Pts.	OP
Chicago	2	1	0	.667	62	78
Minnesota	0	3	0	.000	41	73
Detroit	0	3	0	.000	52	69
Green Bay	0	3	0	.000	21	68
South Division	W	L	T	Pct.	Pts.	OP
New Orleans	1	1	0	.500	37	38
Carolina	1	2	0	.333	55	50
Tampa Bay	1	2	0	.333	40	69
Atlanta	0	3	0	.000	30	79
West Division	W	L	T	Pct.	Pts.	OP
San Francisco	2	1	0	.667	65	39
Arizona	1	1	0	.500	29	33
Seattle	1	2	0	.333	37	50
Los Angeles Rams	0	3	0	.000	34	47

## 2021 AFC REGULAR-SEASON RESULTS, BY TEAM

### BALTIMORE RAVENS (8-9)

L 27-33 at Las Vegas (OT)  
 W 36-35 KANSAS CITY  
 W 19-17 at Detroit  
 W 23-7 at Denver  
 W 31-25 INDIANAPOLIS (OT)  
 W 34-6 L.A. CHARGERS  
 L 17-41 CINCINNATI  
 W 34-31 MINNESOTA (OT)  
 L 10-22 at Miami  
 W 16-13 at Chicago  
 W 16-10 CLEVELAND  
 L 19-20 at Pittsburgh  
 L 22-24 at Cleveland  
 L 30-31 GREEN BAY  
 L 21-41 at Cincinnati  
 L 19-20 L.A. RAMS  
 L 13-16 PITTSBURGH (OT)

### BUFFALO BILLS (11-6)

L 16-23 PITTSBURGH  
 W 35-0 at Miami  
 W 43-21 WASHINGTON  
 W 40-0 HOUSTON  
 W 38-20 at Kansas City  
 L 31-34 at Tennessee  
 W 26-11 MIAMI  
 L 6-9 at Jacksonville  
 W 45-17 at N.Y. Jets  
 L 15-41 INDIANAPOLIS  
 W 31-6 at New Orleans  
 L 10-14 NEW ENGLAND  
 L 27-33 at Tampa Bay (OT)  
 W 31-14 CAROLINA  
 W 33-21 at New England  
 W 29-15 ATLANTA  
 W 27-10 N.Y. JETS

### CINCINNATI BENGALS (10-7)

W 27-24 MINNESOTA (OT)  
 L 17-20 at Chicago  
 W 24-10 at Pittsburgh  
 W 24-21 JACKSONVILLE  
 L 22-25 GREEN BAY (OT)  
 W 34-11 at Detroit  
 W 41-17 at Baltimore  
 L 31-34 at N.Y. Jets  
 L 16-41 CLEVELAND  
 W 32-13 at Las Vegas  
 W 41-10 PITTSBURGH  
 L 22-41 L.A. CHARGERS  
 L 23-26 SAN FRANCISCO (OT)  
 W 15-10 at Denver  
 W 41-21 BALTIMORE  
 W 34-31 KANSAS CITY  
 L 16-21 at Cleveland

### CLEVELAND BROWNS (8-9)

L 29-33 at Kansas City  
 W 31-21 HOUSTON  
 W 26-6 CHICAGO  
 W 14-7 at Minnesota  
 L 42-47 at L.A. Chargers  
 L 14-37 ARIZONA  
 W 17-14 DENVER  
 L 10-15 PITTSBURGH  
 W 41-16 at Cincinnati  
 L 7-45 at New England  
 W 13-10 DETROIT  
 L 10-16 at Baltimore  
 W 24-22 BALTIMORE  
 L 14-16 LAS VEGAS  
 L 22-24 at Green Bay  
 L 14-26 at Pittsburgh  
 W 21-16 CINCINNATI

### DENVER BRONCOS (7-10)

W 27-13 at N.Y. Giants  
 W 23-13 at Jacksonville  
 W 26-0 N.Y. JETS  
 L 7-23 BALTIMORE  
 L 19-27 at Pittsburgh  
 L 24-34 LAS VEGAS  
 L 14-17 at Cleveland  
 W 17-10 WASHINGTON  
 W 30-16 at Dallas  
 L 13-30 PHILADELPHIA  
 W 28-13 L.A. CHARGERS  
 L 9-22 at Kansas City  
 W 38-10 DETROIT  
 L 10-15 CINCINNATI  
 L 13-17 at Las Vegas  
 L 13-34 at L.A. Chargers  
 L 24-28 KANSAS CITY

### HOUSTON TEXANS (4-13)

W 37-21 JACKSONVILLE  
 L 21-31 at Cleveland  
 L 9-24 CAROLINA  
 L 40-0 at Buffalo  
 L 22-25 NEW ENGLAND  
 L 3-31 at Indianapolis  
 L 5-31 at Arizona  
 L 22-38 L.A. RAMS  
 L 9-17 at Miami  
 W 22-13 at Tennessee  
 L 14-21 N.Y. JETS  
 L 0-31 INDIANAPOLIS  
 L 13-33 SEATTLE  
 W 30-16 at Jacksonville  
 W 41-29 L.A. CHARGERS  
 L 7-23 at San Francisco  
 L 25-28 TENNESSEE

### INDIANAPOLIS COLTS (9-8)

L 16-28 SEATTLE  
 L 24-27 L.A. RAMS  
 L 16-25 at Tennessee  
 W 27-17 at Miami  
 L 25-31 at Baltimore (OT)  
 W 31-3 HOUSTON  
 W 30-18 at San Francisco  
 L 31-34 TENNESSEE (OT)  
 W 45-30 N.Y. JETS  
 W 23-17 JACKSONVILLE  
 W 41-15 at Buffalo  
 L 31-38 TAMPA BAY  
 W 31-0 at Houston  
 W 27-17 NEW ENGLAND  
 W 22-16 at Arizona  
 L 20-23 LAS VEGAS  
 L 11-26 at Jacksonville

### JACKSONVILLE JAGUARS (3-14)

L 21-37 at Houston  
 L 13-23 DENVER  
 L 19-31 ARIZONA  
 L 21-24 at Cincinnati  
 L 19-37 TENNESSEE  
 W 23-20 MIAMI+  
 L 7-31 at Seattle  
 W 9-6 BUFFALO  
 L 17-23 at Indianapolis  
 L 10-30 SAN FRANCISCO  
 L 14-21 ATLANTA  
 L 7-37 at L.A. Rams  
 L 0-20 at Tennessee  
 L 16-30 HOUSTON  
 L 21-26 at N.Y. Jets  
 L 10-50 at New England  
 W 26-11 INDIANAPOLIS

### KANSAS CITY CHIEFS (12-5)

W 33-29 CLEVELAND  
 L 35-36 at Baltimore  
 L 24-30 L.A. CHARGERS  
 W 42-30 at Philadelphia  
 L 20-38 BUFFALO  
 W 31-13 at Washington  
 L 3-27 at Tennessee  
 W 20-17 N.Y. GIANTS  
 W 13-7 GREEN BAY  
 W 41-14 at Las Vegas  
 W 19-9 DALLAS  
 W 22-9 DENVER  
 W 48-9 LAS VEGAS  
 W 34-28 at L.A. Chargers (OT)  
 W 36-10 PITTSBURGH  
 L 31-34 at Cincinnati  
 W 28-24 at Denver

### LAS VEGAS RAIDERS (10-7)

W 33-27 BALTIMORE (OT)  
 W 26-17 at Pittsburgh  
 W 31-28 MIAMI (OT)  
 L 14-28 at L.A. Chargers  
 L 9-20 CHICAGO  
 W 34-24 at Denver  
 W 33-22 PHILADELPHIA  
 L 16-23 at N.Y. Giants  
 L 14-41 KANSAS CITY  
 L 13-32 CINCINNATI  
 W 36-33 at Dallas (OT)  
 L 15-17 WASHINGTON  
 L 9-48 at Kansas City  
 W 16-14 at Cleveland  
 W 17-13 DENVER  
 W 23-20 at Indianapolis  
 W 35-32 L.A. CHARGERS (OT)

### LOS ANGELES CHARGERS (9-8)

W 20-16 at Washington  
 L 17-20 DALLAS  
 W 30-24 at Kansas City  
 W 28-14 LAS VEGAS  
 W 47-42 CLEVELAND  
 L 6-34 at Baltimore  
 L 24-27 NEW ENGLAND  
 W 27-24 at Philadelphia  
 L 20-27 MINNESOTA  
 W 41-37 PITTSBURGH  
 L 13-28 at Denver  
 W 41-22 at Cincinnati  
 W 37-21 N.Y. GIANTS  
 L 28-34 KANSAS CITY (OT)  
 L 29-41 at Houston  
 W 34-13 DENVER  
 L 32-35 at Las Vegas (OT)

### MIAMI DOLPHINS (9-8)

W 17-16 at New England  
 L 0-35 BUFFALO  
 L 28-31 at Las Vegas (OT)  
 L 17-27 INDIANAPOLIS  
 L 17-45 at Tampa Bay  
 L 20-23 at Jacksonville+  
 L 28-30 ATLANTA  
 L 11-26 at Buffalo  
 W 17-9 HOUSTON  
 W 22-10 BALTIMORE  
 W 24-17 at N.Y. Jets  
 W 33-10 CAROLINA  
 W 20-9 N.Y. GIANTS  
 W 31-24 N.Y. JETS  
 W 20-3 at New Orleans  
 L 3-34 at Tennessee  
 W 33-24 NEW ENGLAND

### NEW ENGLAND PATRIOTS (10-7)

L 16-17 MIAMI  
 W 25-6 at N.Y. Jets  
 L 13-28 NEW ORLEANS  
 L 17-19 TAMPA BAY  
 W 25-22 at Houston  
 L 29-35 DALLAS (OT)  
 W 54-13 N.Y. JETS  
 W 27-24 at L.A. Chargers  
 W 24-6 at Carolina  
 W 45-7 CLEVELAND  
 W 25-0 at Atlanta  
 W 36-13 TENNESSEE  
 W 14-10 at Buffalo  
 L 17-27 at Indianapolis  
 L 21-33 BUFFALO  
 W 50-10 JACKSONVILLE  
 L 24-33 at Miami

### NEW YORK JETS (4-13)

L 14-19 at Carolina  
 L 6-25 NEW ENGLAND  
 L 0-26 at Denver  
 W 27-24 TENNESSEE (OT)  
 L 20-27 at Atlanta+  
 L 13-54 at New England  
 W 34-31 CINCINNATI  
 L 30-45 at Indianapolis  
 L 17-45 BUFFALO  
 L 17-24 MIAMI  
 W 21-14 at Houston  
 L 18-33 PHILADELPHIA  
 L 9-30 NEW ORLEANS  
 L 24-31 at Miami  
 W 26-21 JACKSONVILLE  
 L 24-28 TAMPA BAY  
 L 10-27 at Buffalo

### PITTSBURGH STEELERS (9-7-1)

W 23-16 at Buffalo  
 L 17-26 LAS VEGAS  
 L 10-24 CINCINNATI  
 L 17-27 at Green Bay  
 W 27-19 DENVER  
 W 23-20 SEATTLE (OT)  
 W 15-10 at Cleveland  
 W 29-27 CHICAGO  
 T 16-16 DETROIT (OT)  
 L 37-41 at L.A. Chargers  
 L 10-41 at Cincinnati  
 W 20-19 BALTIMORE  
 L 28-36 at Minnesota  
 W 19-13 TENNESSEE  
 L 10-36 at Kansas City  
 W 26-14 CLEVELAND  
 W 16-13 at Baltimore (OT)

### TENNESSEE TITANS (12-5)

L 13-38 ARIZONA  
 W 33-30 at Seattle (OT)  
 W 25-16 INDIANAPOLIS  
 L 24-27 at N.Y. Jets (OT)  
 W 37-19 at Jacksonville  
 W 34-31 BUFFALO  
 W 27-3 KANSAS CITY  
 W 34-31 at Indianapolis (OT)  
 W 28-16 at L.A. Rams  
 W 23-21 NEW ORLEANS  
 L 13-22 HOUSTON  
 L 13-36 at New England  
 W 20-0 JACKSONVILLE  
 L 13-19 at Pittsburgh  
 W 20-17 SAN FRANCISCO  
 W 34-3 MIAMI  
 W 28-25 at Houston  
 +Played in London

## 2021 NFC REGULAR-SEASON RESULTS, BY TEAM

### ARIZONA CARDINALS (11-6)

W 38-13 at Tennessee  
 W 34-33 MINNESOTA  
 W 31-19 at Jacksonville  
 W 37-20 at L.A. Rams  
 W 17-10 SAN FRANCISCO  
 W 37-14 at Cleveland  
 W 31- 5 HOUSTON  
 L 21-24 GREEN BAY  
 W 31-17 at San Francisco  
 L 10-34 CAROLINA  
 W 23-13 at Seattle  
 W 33-22 at Chicago  
 L 23-30 L.A. RAMS  
 L 12-30 at Detroit  
 L 16-22 INDIANAPOLIS  
 W 25-22 at Dallas  
 L 30-38 SEATTLE

### ATLANTA FALCONS (7-10)

L 6-32 PHILADELPHIA  
 L 25-48 at Tampa Bay  
 W 17-14 at N.Y. Giants  
 L 30-34 WASHINGTON  
 W 27-20 N.Y. JETS+  
 W 30-28 at Miami  
 L 13-19 CAROLINA  
 W 27-25 at New Orleans  
 L 3-43 at Dallas  
 L 0-25 NEW ENGLAND  
 W 21-14 at Jacksonville  
 L 17-30 TAMPA BAY  
 W 29-21 at Carolina  
 L 13-31 at San Francisco  
 W 20-16 DETROIT  
 L 15-29 at Buffalo  
 L 20-30 NEW ORLEANS

### CAROLINA PANTHERS (5-12)

W 19-14 N.Y. JETS  
 W 26- 7 NEW ORLEANS  
 W 24- 9 at Houston  
 L 28-36 at Dallas  
 L 18-21 PHILADELPHIA  
 L 28-34 MINNESOTA (OT)  
 L 3-25 at N.Y. Giants  
 W 19-13 at Atlanta  
 L 6-24 NEW ENGLAND  
 W 34-10 at Arizona  
 L 21-27 WASHINGTON  
 L 10-33 at Miami  
 L 21-29 ATLANTA  
 L 14-31 at Buffalo  
 L 6-32 TAMPA BAY  
 L 10-18 at New Orleans  
 L 17-41 at Tampa Bay

### CHICAGO BEARS (6-11)

L 14-34 at L.A. Rams  
 W 20-17 CINCINNATI  
 L 6-26 at Cleveland  
 W 24-14 DETROIT  
 W 20- 9 at Las Vegas  
 L 14-24 GREEN BAY  
 L 3-38 at Tampa Bay  
 L 22-33 SAN FRANCISCO  
 L 27-29 at Pittsburgh  
 L 13-16 BALTIMORE  
 W 16-14 at Detroit  
 L 22-33 ARIZONA  
 L 30-45 at Green Bay  
 L 9-17 MINNESOTA  
 W 25-24 at Seattle  
 W 29- 3 N.Y. GIANTS  
 L 17-31 at Minnesota

### DALLAS COWBOYS (12-5)

L 29-31 at Tampa Bay  
 W 20-17 at L.A. Chargers  
 W 41-21 PHILADELPHIA  
 W 36-28 CAROLINA  
 W 44-20 N.Y. GIANTS  
 W 35-29 at New England (OT)  
 W 20-16 at Minnesota  
 L 16-30 DENVER  
 W 43- 3 ATLANTA  
 L 9-19 at Kansas City  
 L 33-36 LAS VEGAS (OT)  
 W 27-17 at New Orleans  
 W 27-20 at Washington  
 W 21- 6 at N.Y. Giants  
 W 56-14 WASHINGTON  
 L 22-25 ARIZONA  
 W 51-26 at Philadelphia

### DETROIT LIONS (3-13-1)

L 33-41 SAN FRANCISCO  
 L 17-35 at Green Bay  
 L 17-19 BALTIMORE  
 L 14-24 at Chicago  
 L 17-19 at Minnesota  
 L 11-34 CINCINNATI  
 L 19-28 at L.A. Rams  
 L 6-44 PHILADELPHIA  
 T 16-16 at Pittsburgh (OT)  
 L 10-13 at Cleveland  
 L 14-16 CHICAGO  
 W 29-27 MINNESOTA  
 L 10-38 at Denver  
 W 30-12 ARIZONA  
 L 16-20 at Atlanta  
 L 29-51 at Seattle  
 W 37-30 GREEN BAY

### GREEN BAY PACKERS (13-4)

L 3-38 at New Orleans\*  
 W 35-17 DETROIT  
 W 30-28 at San Francisco  
 W 27-17 PITTSBURGH  
 W 25-22 at Cincinnati (OT)  
 W 24-14 at Chicago  
 W 24-10 WASHINGTON  
 W 24-21 at Arizona  
 L 7-13 at Kansas City  
 W 17- 0 SEATTLE  
 L 31-34 at Minnesota  
 W 36-28 L.A. RAMS  
 W 45-30 CHICAGO  
 W 31-30 at Baltimore  
 W 24-22 CLEVELAND  
 W 37-10 MINNESOTA  
 L 30-37 at Detroit

### LOS ANGELES RAMS (12-5)

W 34-14 CHICAGO  
 W 27-24 at Indianapolis  
 W 34-24 TAMPA BAY  
 L 20-37 ARIZONA  
 W 26-17 at Seattle  
 W 38-11 at N.Y. Giants  
 W 28-19 DETROIT  
 W 38-22 at Houston  
 L 16-28 TENNESSEE  
 L 10-31 at San Francisco  
 L 28-36 at Green Bay  
 W 37- 7 JACKSONVILLE  
 W 30-23 at Arizona  
 W 20-10 SEATTLE  
 W 30-23 at Minnesota  
 W 20-19 at Baltimore  
 L 24-27 SAN FRANCISCO (OT)

### MINNESOTA VIKINGS (8-9)

L 24-27 at Cincinnati (OT)  
 L 33-34 at Arizona  
 W 30-17 SEATTLE  
 L 7-14 CLEVELAND  
 W 19-17 DETROIT  
 W 34-28 at Carolina (OT)  
 L 16-20 DALLAS  
 L 31-34 at Baltimore (OT)  
 W 27-20 at L.A. Chargers  
 W 34-31 GREEN BAY  
 L 26-34 at San Francisco  
 L 27-29 at Detroit  
 W 36-28 PITTSBURGH  
 W 17- 9 at Chicago  
 L 23-30 L.A. RAMS  
 L 10-37 at Green Bay  
 W 31-17 CHICAGO

### NEW ORLEANS SAINTS (9-8)

W 38- 3 GREEN BAY\*  
 L 7-26 at Carolina  
 W 28-13 at New England  
 L 21-27 N.Y. GIANTS (OT)  
 W 33-22 at Washington  
 W 13-10 at Seattle  
 W 36-27 TAMPA BAY  
 L 25-27 ATLANTA  
 L 21-23 at Tennessee  
 L 29-40 at Philadelphia  
 L 6-31 BUFFALO  
 L 17-27 DALLAS  
 W 30- 9 at N.Y. Jets  
 W 9- 0 at Tampa Bay  
 L 3-20 MIAMI  
 W 18-10 CAROLINA  
 W 30-20 at Atlanta

### NEW YORK GIANTS (4-13)

L 13-27 DENVER  
 L 29-30 at Washington  
 L 14-17 ATLANTA  
 W 27-21 at New Orleans (OT)  
 L 20-44 at Dallas  
 L 11-38 L.A. RAMS  
 W 25- 3 CAROLINA  
 L 17-20 at Kansas City  
 W 23-16 LAS VEGAS  
 L 10-30 at Tampa Bay  
 W 13- 7 PHILADELPHIA  
 L 9-20 at Miami  
 L 21-37 at L.A. Chargers  
 L 6-21 DALLAS  
 L 10-34 at Philadelphia  
 L 3-29 at Chicago  
 L 7-22 WASHINGTON

### PHILADELPHIA EAGLES (9-8)

W 32- 6 at Atlanta  
 L 11-17 SAN FRANCISCO  
 L 21-41 at Dallas  
 L 30-42 KANSAS CITY  
 W 21-18 at Carolina  
 L 22-28 TAMPA BAY  
 L 22-33 at Las Vegas  
 W 44- 6 at Detroit  
 L 24-27 L.A. CHARGERS  
 W 30-13 at Denver  
 W 40-29 NEW ORLEANS  
 L 7-13 at N.Y. Giants  
 W 33-18 at N.Y. Jets  
 W 27-17 WASHINGTON  
 W 34-10 N.Y. GIANTS  
 W 20-16 at Washington  
 L 26-51 DALLAS

\*Played in Jacksonville

### SAN FRANCISCO 49ERS (10-7)

W 41-33 at Detroit  
 W 17-11 at Philadelphia  
 L 28-30 GREEN BAY  
 L 21-28 SEATTLE  
 L 10-17 at Arizona  
 L 18-30 INDIANAPOLIS  
 W 33-22 at Chicago  
 L 17-31 ARIZONA  
 W 31-10 L.A. RAMS  
 W 30-10 at Jacksonville  
 W 34-26 MINNESOTA  
 L 23-30 at Seattle  
 W 26-23 at Cincinnati (OT)  
 W 31-13 ATLANTA  
 L 17-20 at Tennessee  
 W 23- 7 HOUSTON  
 W 27-24 at L.A. Rams (OT)

### SEATTLE SEAHAWKS (7-10)

W 28-16 at Indianapolis  
 L 30-33 TENNESSEE (OT)  
 L 17-30 at Minnesota  
 W 28-21 at San Francisco  
 L 17-26 L.A. RAMS  
 L 20-23 at Pittsburgh (OT)  
 L 10-13 NEW ORLEANS  
 W 31- 7 JACKSONVILLE  
 L 0-17 at Green Bay  
 L 13-23 ARIZONA  
 L 15-17 at Washington  
 W 30-23 SAN FRANCISCO  
 W 33-13 at Houston  
 L 10-20 at L.A. Rams  
 L 24-25 CHICAGO  
 W 51-29 DETROIT  
 W 38-30 at Arizona

### TAMPA BAY BUCCANEERS (13-4)

W 31-29 DALLAS  
 W 48-25 ATLANTA  
 L 24-34 at L.A. Rams  
 W 19-17 at New England  
 W 45-17 MIAMI  
 W 28-22 at Philadelphia  
 W 38- 3 CHICAGO  
 L 27-36 at New Orleans  
 L 19-29 at Washington  
 W 30-10 N.Y. GIANTS  
 W 38-31 at Indianapolis  
 W 30-17 at Atlanta  
 W 33-27 BUFFALO (OT)  
 L 0- 9 NEW ORLEANS  
 W 32- 6 at Carolina  
 W 28-24 at N.Y. Jets  
 W 41-17 CAROLINA

### WASHINGTON FOOTBALL TEAM (7-10)

L 16-20 L.A. CHARGERS  
 W 30-29 N.Y. GIANTS  
 L 21-43 at Buffalo  
 W 34-30 at Atlanta  
 L 22-33 NEW ORLEANS  
 L 13-31 KANSAS CITY  
 L 10-24 at Green Bay  
 L 10-17 at Denver  
 W 29-19 TAMPA BAY  
 W 27-21 at Carolina  
 W 17-15 SEATTLE  
 W 17-15 at Las Vegas  
 L 20-27 DALLAS  
 L 17-27 at Philadelphia  
 L 14-56 at Dallas  
 L 16-20 PHILADELPHIA  
 W 22- 7 at N.Y. Giants

+Played in London

## 2021 NFL STANDINGS

### FINAL STANDINGS

#### AMERICAN FOOTBALL CONFERENCE

East Division						
	W	L	T	Pct.	Pts.	OP
* Buffalo	11	6	0	.647	483	289
# New England	10	7	0	.588	462	303
Miami	9	8	0	.529	341	373
New York Jets	4	13	0	.235	310	504
North Division						
	W	L	T	Pct.	Pts.	OP
* Cincinnati	10	7	0	.588	460	376
# Pittsburgh	9	7	1	.559	343	398
Cleveland	8	9	0	.471	349	371
Baltimore	8	9	0	.471	387	392
South Division						
	W	L	T	Pct.	Pts.	OP
* Tennessee	12	5	0	.706	419	354
Indianapolis	9	8	0	.529	451	365
Houston	4	13	0	.235	280	452
Jacksonville	3	14	0	.176	253	457
West Division						
	W	L	T	Pct.	Pts.	OP
* Kansas City	12	5	0	.706	480	364
# Las Vegas	10	7	0	.588	374	439
Los Angeles Chargers	9	8	0	.529	474	459
Denver	7	10	0	.412	335	322

#### NATIONAL FOOTBALL CONFERENCE

East Division						
	W	L	T	Pct.	Pts.	OP
* Dallas	12	5	0	.706	530	358
# Philadelphia	9	8	0	.529	444	385
Washington	7	10	0	.412	335	434
New York Giants	4	13	0	.235	258	416
North Division						
	W	L	T	Pct.	Pts.	OP
* Green Bay#	13	4	0	.765	450	371
Minnesota	8	9	0	.471	425	426
Chicago	6	11	0	.353	311	407
Detroit	3	13	1	.206	325	467
South Division						
	W	L	T	Pct.	Pts.	OP
* Tampa Bay	13	4	0	.765	511	353
New Orleans	9	8	0	.529	364	335
Atlanta	7	10	0	.412	313	459
Carolina	5	12	0	.294	304	404
West Division						
	W	L	T	Pct.	Pts.	OP
* Los Angeles Rams	12	5	0	.706	460	372
# Arizona	11	6	0	.647	449	366
# San Francisco	10	7	0	.588	427	365
Seattle	7	10	0	.412	395	366

\* Division champion  
# Wild Card team

*Tennessee finished ahead of Kansas City based on head-to-head victory. Las Vegas finished ahead of New England based on better record in common games (5-1 to Patriots' 2-4). Green Bay finished ahead of Tampa Bay based on better conference record (9-3 to Buccaneers' 8-4). Dallas finished ahead of L.A. Rams based on better conference record (10-2 to Rams' 8-4). Philadelphia finished ahead of New Orleans based on head-to-head victory.*

### SUPER WILD CARD WEEKEND

**AFC**  
CINCINNATI 26, Las Vegas 19  
BUFFALO 47, New England 17  
KANSAS CITY 42, Pittsburgh 21

**NFC**  
TAMPA BAY 31, Philadelphia 15  
San Francisco 23, DALLAS 17  
LOS ANGELES RAMS 34, Arizona 11

### DIVISIONAL PLAYOFFS

**AFC**  
Cincinnati 19, TENNESSEE 16  
KANSAS CITY 42, Buffalo 36 (OT)

**NFC**  
San Francisco 13, GREEN BAY 10  
Los Angeles Rams 30, TAMPA BAY 27

### CHAMPIONSHIP GAMES

**AFC**  
Cincinnati 27, KANSAS CITY 24 (OT)

**NFC**  
LOS ANGELES RAMS 20, San Francisco 17

### SUPER BOWL LVI

Los Angeles Rams (NFC) 23, Cincinnati (AFC) 20  
at SoFi Stadium, Los Angeles

*Home teams in playoff games are indicated in CAPS.*

2021 WEEK BY WEEK

FIRST WEEK STANDINGS

American Football Conference						
East Division	W	L	T	Pct.	Pts.	OP
Miami	1	0	0	1.000	17	16
Buffalo	0	1	0	.000	16	23
New England	0	1	0	.000	16	17
N.Y. Jets	0	1	0	.000	14	19
North Division	W	L	T	Pct.	Pts.	OP
Pittsburgh	1	0	0	1.000	23	16
Cincinnati	1	0	0	1.000	27	24
Baltimore	0	1	0	.000	27	33
Cleveland	0	1	0	.000	29	33
South Division	W	L	T	Pct.	Pts.	OP
Houston	1	0	0	1.000	37	21
Indianapolis	0	1	0	.000	16	28
Jacksonville	0	1	0	.000	21	37
Tennessee	0	1	0	.000	13	38
West Division	W	L	T	Pct.	Pts.	OP
Kansas City	1	0	0	1.000	33	29
Las Vegas	1	0	0	1.000	33	27
Denver	1	0	0	1.000	27	13
L.A. Chargers	1	0	0	1.000	20	16
National Football Conference						
East Division	W	L	T	Pct.	Pts.	OP
Philadelphia	1	0	0	1.000	32	6
Dallas	0	1	0	.000	29	31
N.Y. Giants	0	1	0	.000	13	27
Washington	0	1	0	.000	16	20
North Division	W	L	T	Pct.	Pts.	OP
Chicago	0	1	0	.000	14	34
Detroit	0	1	0	.000	33	41
Green Bay	0	1	0	.000	3	38
Minnesota	0	1	0	.000	24	27
South Division	W	L	T	Pct.	Pts.	OP
New Orleans	1	0	0	1.000	38	3
Tampa Bay	1	0	0	1.000	31	29
Carolina	1	0	0	1.000	19	14
Atlanta	0	1	0	.000	6	32
West Division	W	L	T	Pct.	Pts.	OP
L.A. Rams	1	0	0	1.000	34	14
San Francisco	1	0	0	1.000	41	33
Arizona	1	0	0	1.000	38	13
Seattle	1	0	0	1.000	28	16

WEEK 1 RESULTS

Thursday, Sept. 9  
TAMPA BAY 31, Dallas 29

Sunday, Sept. 12

PHILADELPHIA 32, Atlanta 6  
Pittsburgh 23, BUFFALO 16  
CAROLINA 19, N.Y. Jets 14  
CINCINNATI 27, Minnesota 24 (OT)  
HOUSTON 37, Jacksonville 21  
San Francisco 41, DETROIT 33  
Seattle 28, INDIANAPOLIS 16  
Arizona 38, TENNESSEE 13  
L.A. Chargers 20, WASHINGTON 16  
KANSAS CITY 33, Cleveland 29  
Miami 17, NEW ENGLAND 16  
NEW ORLEANS 38, Green Bay 3+  
Denver 27, N.Y. GIANTS 13  
L.A. RAMS 34, Chicago 14

Monday, Sept. 13

LAS VEGAS 33, Baltimore 27 (OT)

+Played in Jacksonville

*In the 2021 week-by-week section, home teams indicated by ALL CAPS.*

*\*For game recaps, box scores, and video highlights, please visit [www.NFL.com/scores](http://www.NFL.com/scores).*

SECOND WEEK STANDINGS

American Football Conference						
East Division	W	L	T	Pct.	Pts.	OP
Buffalo	1	1	0	.500	51	23
Miami	1	1	0	.500	17	51
New England	1	1	0	.500	41	23
N.Y. Jets	0	2	0	.000	20	44
North Division	W	L	T	Pct.	Pts.	OP
Baltimore	1	1	0	.500	63	68
Cleveland	1	1	0	.500	60	54
Pittsburgh	1	1	0	.500	40	42
Cincinnati	1	1	0	.500	44	44
South Division	W	L	T	Pct.	Pts.	OP
Houston	1	1	0	.500	58	52
Tennessee	1	1	0	.500	46	68
Indianapolis	0	2	0	.000	40	55
Jacksonville	0	2	0	.000	34	60
West Division	W	L	T	Pct.	Pts.	OP
Denver	2	0	0	1.000	50	26
Las Vegas	2	0	0	1.000	59	44
Kansas City	1	1	0	.500	68	65
L.A. Chargers	1	1	0	.500	37	36
National Football Conference						
East Division	W	L	T	Pct.	Pts.	OP
Washington	1	1	0	.500	46	49
Philadelphia	1	1	0	.500	43	23
Dallas	1	1	0	.500	49	48
N.Y. Giants	0	2	0	.000	42	57
North Division	W	L	T	Pct.	Pts.	OP
Green Bay	1	1	0	.500	38	55
Chicago	1	1	0	.500	34	51
Detroit	0	2	0	.000	50	76
Minnesota	0	2	0	.000	57	61
South Division	W	L	T	Pct.	Pts.	OP
Carolina	2	0	0	1.000	45	21
Tampa Bay	2	0	0	1.000	79	54
New Orleans	1	1	0	.500	45	29
Atlanta	0	2	0	.000	31	80
West Division	W	L	T	Pct.	Pts.	OP
Arizona	2	0	0	1.000	72	46
L.A. Rams	2	0	0	1.000	61	38
San Francisco	2	0	0	1.000	58	44
Seattle	1	1	0	.500	58	49

WEEK 2 RESULTS

Thursday, Sept. 16  
WASHINGTON 30, N.Y. Giants 29

Sunday, Sept. 19

CAROLINA 26, New Orleans 7  
CHICAGO 20, Cincinnati 17  
CLEVELAND 31, Houston 21  
L.A. Rams 27, INDIANAPOLIS 24  
Denver 23, JACKSONVILLE 13  
Buffalo 35, MIAMI 0  
New England 25, N.Y. JETS 6  
San Francisco 17, PHILADELPHIA 11  
Las Vegas 26, PITTSBURGH 17  
ARIZONA 34, Minnesota 33  
TAMPA BAY 48, Atlanta 25  
Dallas 20, L.A. CHARGERS 17  
Tennessee 33, SEATTLE 30 (OT)  
BALTIMORE 36, Kansas City 35

Monday, Sept. 20

GREEN BAY 35, Detroit 17

THIRD WEEK STANDINGS

American Football Conference						
East Division	W	L	T	Pct.	Pts.	OP
Buffalo	2	1	0	.667	94	44
Miami	1	2	0	.333	45	82
New England	1	2	0	.333	54	51
N.Y. Jets	0	3	0	.000	20	70
North Division	W	L	T	Pct.	Pts.	OP
Cincinnati	2	1	0	.667	68	54
Baltimore	2	1	0	.667	82	85
Cleveland	2	1	0	.667	86	60
Pittsburgh	1	2	0	.333	50	66
South Division	W	L	T	Pct.	Pts.	OP
Tennessee	2	1	0	.667	71	84
Houston	1	2	0	.333	67	76
Indianapolis	0	3	0	.000	56	80
Jacksonville	0	3	0	.000	53	91
West Division	W	L	T	Pct.	Pts.	OP
Denver	3	0	0	1.000	76	26
Las Vegas	3	0	0	1.000	90	72
L.A. Chargers	2	1	0	.667	67	60
Kansas City	1	2	0	.333	92	95
National Football Conference						
East Division	W	L	T	Pct.	Pts.	OP
Dallas	2	1	0	.667	90	69
Washington	1	2	0	.333	67	92
Philadelphia	1	2	0	.333	64	64
N.Y. Giants	0	3	0	.000	56	74
North Division	W	L	T	Pct.	Pts.	OP
Green Bay	2	1	0	.667	68	83
Minnesota	1	2	0	.333	87	78
Chicago	1	2	0	.333	40	77
Detroit	0	3	0	.000	67	95
South Division	W	L	T	Pct.	Pts.	OP
Carolina	3	0	0	1.000	69	30
Tampa Bay	2	1	0	.667	103	88
New Orleans	2	1	0	.667	73	42
Atlanta	1	2	0	.333	48	94
West Division	W	L	T	Pct.	Pts.	OP
Arizona	3	0	0	1.000	103	65
L.A. Rams	3	0	0	1.000	95	62
San Francisco	2	1	0	.667	86	74
Seattle	1	2	0	.333	75	79

WEEK 3 RESULTS

Thursday, Sept. 23  
Carolina 24, HOUSTON 9

Sunday, Sept. 26

BUFFALO 43, Washington 21  
CLEVELAND 26, Chicago 6  
Baltimore 19, DETROIT 17  
Arizona 31, JACKSONVILLE 19  
L.A. Chargers 30, KANSAS CITY 24  
New Orleans 28, NEW ENGLAND 13  
Atlanta 17, N.Y. GIANTS 14  
Cincinnati 24, PITTSBURGH 10  
TENNESSEE 25, Indianapolis 16  
DENVER 26, N.Y. Jets 0  
LAS VEGAS 31, Miami 28 (OT)  
L.A. RAMS 34, Tampa Bay 24  
MINNESOTA 30, Seattle 17  
Green Bay 30, SAN FRANCISCO 28

Monday, Sept. 27

Dallas 41, PHILADELPHIA 21

## 2021 WEEK BY WEEK

### FOURTH WEEK STANDINGS

#### American Football Conference

East Division	W	L	T	Pct.	Pts.	OP
Buffalo	3	1	0	.750	134	44
Miami	1	3	0	.250	62	109
New England	1	3	0	.250	71	70
N.Y. Jets	1	3	0	.250	47	94
North Division	W	L	T	Pct.	Pts.	OP
Cincinnati	3	1	0	.750	92	75
Baltimore	3	1	0	.750	105	92
Cleveland	3	1	0	.750	100	67
Pittsburgh	1	3	0	.250	67	93
South Division	W	L	T	Pct.	Pts.	OP
Tennessee	2	2	0	.500	95	111
Houston	1	3	0	.250	67	116
Indianapolis	1	3	0	.250	83	97
Jacksonville	0	4	0	.000	74	115
West Division	W	L	T	Pct.	Pts.	OP
L.A. Chargers	3	1	0	.750	95	74
Las Vegas	3	1	0	.750	104	100
Denver	3	1	0	.750	83	49
Kansas City	2	2	0	.500	134	125

#### National Football Conference

East Division	W	L	T	Pct.	Pts.	OP
Dallas	3	1	0	.750	126	97
Washington	2	2	0	.500	101	122
N.Y. Giants	1	3	0	.250	83	95
Philadelphia	1	3	0	.250	94	106
North Division	W	L	T	Pct.	Pts.	OP
Green Bay	3	1	0	.750	95	100
Chicago	2	2	0	.500	64	91
Minnesota	1	3	0	.250	94	92
Detroit	0	4	0	.000	81	119
South Division	W	L	T	Pct.	Pts.	OP
Tampa Bay	3	1	0	.750	122	105
Carolina	3	1	0	.750	97	66
New Orleans	2	2	0	.500	94	69
Atlanta	1	3	0	.250	78	128
West Division	W	L	T	Pct.	Pts.	OP
Arizona	4	0	0	1.000	140	85
L.A. Rams	3	1	0	.750	115	99
Seattle	2	2	0	.500	103	100
San Francisco	2	2	0	.500	107	102

### WEEK 4 RESULTS

Thursday, Sept. 30  
CINCINNATI 24, Jacksonville 21

### Sunday, Oct. 3

Washington 34, ATLANTA 30  
BUFFALO 40, Houston 0  
CHICAGO 24, Detroit 14  
DALLAS 36, Carolina 28  
Indianapolis 27, MIAMI 17  
Cleveland 14, MINNESOTA 7  
N.Y. Giants 27, NEW ORLEANS 21 (OT)  
N.Y. JETS 27, Tennessee 24 (OT)  
Kansas City 42, PHILADELPHIA 30  
Arizona 37, L.A. RAMS 20  
Seattle 28, SAN FRANCISCO 21  
Baltimore 23, DENVER 7  
GREEN BAY 27, Pittsburgh 17  
Tampa Bay 19, NEW ENGLAND 17

### Monday, Oct. 4

L.A. CHARGERS 28, Las Vegas 14

### FIFTH WEEK STANDINGS

#### American Football Conference

East Division	W	L	T	Pct.	Pts.	OP
Buffalo	4	1	0	.800	172	64
New England	2	3	0	.400	96	92
Miami	1	4	0	.200	79	154
N.Y. Jets	1	4	0	.200	67	121
North Division	W	L	T	Pct.	Pts.	OP
Baltimore	4	1	0	.800	136	117
Cincinnati	3	2	0	.600	114	100
Cleveland	3	2	0	.600	142	114
Pittsburgh	2	3	0	.400	94	112
South Division	W	L	T	Pct.	Pts.	OP
Tennessee	3	2	0	.600	132	130
Houston	1	4	0	.200	89	141
Indianapolis	1	4	0	.200	108	128
Jacksonville	0	5	0	.000	93	152
West Division	W	L	T	Pct.	Pts.	OP
L.A. Chargers	4	1	0	.800	142	116
Las Vegas	3	2	0	.600	113	120
Denver	3	2	0	.600	102	76
Kansas City	2	3	0	.400	154	163

#### National Football Conference

East Division	W	L	T	Pct.	Pts.	OP
Dallas	4	1	0	.800	170	117
Washington	2	3	0	.400	123	155
Philadelphia	2	3	0	.400	115	124
N.Y. Giants	1	4	0	.200	103	139
North Division	W	L	T	Pct.	Pts.	OP
Green Bay	4	1	0	.800	120	122
Chicago	3	2	0	.600	84	100
Minnesota	2	3	0	.400	113	109
Detroit	0	5	0	.000	98	138
South Division	W	L	T	Pct.	Pts.	OP
Tampa Bay	4	1	0	.800	167	122
Carolina	3	2	0	.600	115	87
New Orleans	3	2	0	.600	127	91
Atlanta	2	3	0	.400	105	148
West Division	W	L	T	Pct.	Pts.	OP
Arizona	5	0	0	1.000	157	95
L.A. Rams	4	1	0	.800	141	116
Seattle	2	3	0	.400	120	126
San Francisco	2	3	0	.400	117	119

### WEEK 5 RESULTS

Thursday, Oct. 7  
L.A. Rams 26, SEATTLE 17

### Sunday, Oct. 10

ATLANTA 27, N.Y. Jets 20+  
Philadelphia 21, CAROLINA 18  
Green Bay 25, CINCINNATI 22 (OT)  
New England 25, HOUSTON 22  
Tennessee 37, JACKSONVILLE 19  
MINNESOTA 19, Detroit 17  
PITTSBURGH 27, Denver 19  
TAMPA BAY 45, Miami 17  
New Orleans 33, WASHINGTON 22  
L.A. CHARGERS 47, Cleveland 42  
Chicago 20, LAS VEGAS 9  
ARIZONA 17, San Francisco 10  
DALLAS 44, N.Y. Giants 20  
Buffalo 38, KANSAS CITY 20

### Monday, Oct. 11

BALTIMORE 31, Indianapolis 25 (OT)

+Played in London

### SIXTH WEEK STANDINGS

#### American Football Conference

East Division	W	L	T	Pct.	Pts.	OP
Buffalo	4	2	0	.667	203	98
New England	2	4	0	.333	125	127
N.Y. Jets	1	4	0	.200	67	121
Miami	1	5	0	.167	99	177
North Division	W	L	T	Pct.	Pts.	OP
Baltimore	5	1	0	.833	170	123
Cincinnati	4	2	0	.667	148	111
Pittsburgh	3	3	0	.500	117	132
Cleveland	3	3	0	.500	156	151
South Division	W	L	T	Pct.	Pts.	OP
Tennessee	4	2	0	.667	166	161
Indianapolis	2	4	0	.333	139	131
Houston	1	5	0	.167	92	172
Jacksonville	1	5	0	.167	116	172
West Division	W	L	T	Pct.	Pts.	OP
L.A. Chargers	4	2	0	.667	148	150
Las Vegas	4	2	0	.667	147	144
Denver	3	3	0	.500	126	110
Kansas City	3	3	0	.500	185	176

#### National Football Conference

East Division	W	L	T	Pct.	Pts.	OP
Dallas	5	1	0	.833	205	146
Washington	2	4	0	.333	136	186
Philadelphia	2	4	0	.333	137	152
N.Y. Giants	1	5	0	.167	114	177
North Division	W	L	T	Pct.	Pts.	OP
Green Bay	5	1	0	.833	144	136
Minnesota	3	3	0	.500	147	137
Chicago	3	3	0	.500	98	124
Detroit	0	6	0	.000	109	172
South Division	W	L	T	Pct.	Pts.	OP
Tampa Bay	5	1	0	.833	195	144
New Orleans	3	2	0	.600	127	91
Carolina	3	3	0	.500	143	121
Atlanta	2	3	0	.400	105	148
West Division	W	L	T	Pct.	Pts.	OP
Arizona	6	0	0	1.000	194	109
L.A. Rams	5	1	0	.833	179	127
San Francisco	2	3	0	.400	117	119
Seattle	2	4	0	.333	140	149

### WEEK 6 RESULTS

Thursday, Oct. 14  
Tampa Bay 28, PHILADELPHIA 22

### Sunday, Oct. 17

JACKSONVILLE 23, Miami 20+  
BALTIMORE 34, L.A. Chargers 6  
Minnesota 34, CAROLINA 28 (OT)  
Green Bay 24, CHICAGO 14  
Cincinnati 34, DETROIT 11  
INDIANAPOLIS 31, Houston 3  
L.A. Rams 38, N.Y. GIANTS 11  
Kansas City 31, WASHINGTON 13  
Arizona 37, CLEVELAND 14  
Las Vegas 34, DENVER 24  
Dallas 35, NEW ENGLAND 29 (OT)  
PITTSBURGH 23, Seattle 20 (OT)

### Monday, Oct. 18

TENNESSEE 34, Buffalo 31

+Played in London

Byes: Atlanta, New Orleans, N.Y. Jets,  
San Francisco

2021 WEEK BY WEEK

SEVENTH WEEK STANDINGS

American Football Conference						
East Division	W	L	T	Pct.	Pts.	OP
Buffalo	4	2	0	.667	203	98
New England	3	4	0	.429	179	140
N.Y. Jets	1	5	0	.167	80	175
Miami	1	6	0	.143	127	207
North Division	W	L	T	Pct.	Pts.	OP
Cincinnati	5	2	0	.714	189	128
Baltimore	5	2	0	.714	187	164
Cleveland	4	3	0	.571	173	165
Pittsburgh	3	3	0	.500	117	132
South Division	W	L	T	Pct.	Pts.	OP
Tennessee	5	2	0	.714	193	164
Indianapolis	3	4	0	.429	169	149
Jacksonville	1	5	0	.167	116	172
Houston	1	6	0	.143	97	203
West Division	W	L	T	Pct.	Pts.	OP
Las Vegas	5	2	0	.714	180	166
L.A. Chargers	4	2	0	.667	148	150
Denver	3	4	0	.429	140	127
Kansas City	3	4	0	.429	188	203

National Football Conference

East Division	W	L	T	Pct.	Pts.	OP
Dallas	5	1	0	.833	205	146
Washington	2	5	0	.286	146	210
Philadelphia	2	5	0	.286	159	185
N.Y. Giants	2	5	0	.286	139	180
North Division	W	L	T	Pct.	Pts.	OP
Green Bay	6	1	0	.857	168	146
Minnesota	3	3	0	.500	147	137
Chicago	3	4	0	.429	101	162
Detroit	0	7	0	.000	128	200
South Division	W	L	T	Pct.	Pts.	OP
Tampa Bay	6	1	0	.857	233	147
New Orleans	4	2	0	.667	140	101
Atlanta	3	3	0	.500	135	176
Carolina	3	4	0	.429	146	146
West Division	W	L	T	Pct.	Pts.	OP
Arizona	7	0	0	1.000	225	114
L.A. Rams	6	1	0	.857	207	146
San Francisco	2	4	0	.333	135	149
Seattle	2	5	0	.286	150	162

WEEK 7 RESULTS

Thursday, Oct. 21  
CLEVELAND 17, Denver 14

Sunday, Oct. 24

Cincinnati 41, BALTIMORE 17  
GREEN BAY 24, Washington 10  
Atlanta 30, MIAMI 28  
NEW ENGLAND 54, N.Y. Jets 13  
N.Y. GIANTS 25, Carolina 3  
TENNESSEE 27, Kansas City 3  
L.A. RAMS 28, Detroit 19  
LAS VEGAS 33, Philadelphia 22  
ARIZONA 31, Houston 5  
TAMPA BAY 38, Chicago 3  
Indianapolis 30, SAN FRANCISCO 31

Monday, Oct. 25

New Orleans 13, SEATTLE 10

Byes: Buffalo, Dallas, Jacksonville,  
L.A. Chargers, Minnesota, Pittsburgh

EIGHTH WEEK STANDINGS

American Football Conference						
East Division	W	L	T	Pct.	Pts.	OP
Buffalo	5	2	0	.714	229	109
New England	4	4	0	.500	206	164
N.Y. Jets	2	5	0	.286	114	206
Miami	1	7	0	.125	138	233
North Division	W	L	T	Pct.	Pts.	OP
Baltimore	5	2	0	.714	187	164
Cincinnati	5	3	0	.625	220	162
Pittsburgh	4	3	0	.571	132	142
Cleveland	4	4	0	.500	183	180
South Division	W	L	T	Pct.	Pts.	OP
Tennessee	6	2	0	.750	227	195
Indianapolis	3	5	0	.375	200	183
Jacksonville	1	6	0	.143	123	203
Houston	1	7	0	.125	119	241
West Division	W	L	T	Pct.	Pts.	OP
Las Vegas	5	2	0	.714	180	166
L.A. Chargers	4	3	0	.571	172	177
Denver	4	4	0	.500	157	137
Kansas City	4	4	0	.500	208	220

National Football Conference

East Division	W	L	T	Pct.	Pts.	OP
Dallas	6	1	0	.857	225	162
Philadelphia	3	5	0	.375	203	191
Washington	2	6	0	.250	156	227
N.Y. Giants	2	6	0	.250	156	200
North Division	W	L	T	Pct.	Pts.	OP
Green Bay	7	1	0	.875	192	167
Minnesota	3	4	0	.429	163	157
Chicago	3	5	0	.375	123	195
Detroit	0	8	0	.000	134	244
South Division	W	L	T	Pct.	Pts.	OP
Tampa Bay	6	2	0	.750	260	183
New Orleans	5	2	0	.714	176	128
Carolina	4	4	0	.500	165	159
Atlanta	3	4	0	.429	148	195
West Division	W	L	T	Pct.	Pts.	OP
Arizona	7	1	0	.875	246	138
L.A. Rams	7	1	0	.875	245	168
San Francisco	3	4	0	.429	168	171
Seattle	3	5	0	.375	181	169

WEEK 8 RESULTS

Thursday, Oct. 28  
Green Bay 24, ARIZONA 21

Sunday, Oct. 31

Carolina 19, ATLANTA 13  
BUFFALO 26, Miami 11  
San Francisco 33, CHICAGO 22  
Pittsburgh 15, CLEVELAND 10  
Philadelphia 44, DETROIT 6  
L.A. Rams 38, HOUSTON 22  
Tennessee 34, INDIANAPOLIS 31 (OT)  
N.Y. JETS 34, Cincinnati 31  
New England 27, L.A. CHARGERS 24  
SEATTLE 31, Jacksonville 7  
DENVER 17, Washington 10  
NEW ORLEANS 36, Tampa Bay 27  
Dallas 20, MINNESOTA 16

Monday, Nov. 1

KANSAS CITY 20, N.Y. Giants 17

Byes: Baltimore, Las Vegas

NINTH WEEK STANDINGS

American Football Conference						
East Division	W	L	T	Pct.	Pts.	OP
Buffalo	5	3	0	.625	235	118
New England	5	4	0	.556	230	170
N.Y. Jets	2	6	0	.250	144	251
Miami	2	7	0	.222	155	242
North Division	W	L	T	Pct.	Pts.	OP
Baltimore	6	2	0	.750	221	195
Pittsburgh	5	3	0	.625	161	169
Cleveland	5	4	0	.556	224	196
Cincinnati	5	4	0	.556	236	203
South Division	W	L	T	Pct.	Pts.	OP
Tennessee	7	2	0	.778	255	211
Indianapolis	4	5	0	.444	245	213
Jacksonville	2	6	0	.250	132	209
Houston	1	8	0	.111	128	258
West Division	W	L	T	Pct.	Pts.	OP
L.A. Chargers	5	3	0	.625	199	201
Las Vegas	5	3	0	.625	196	189
Denver	5	4	0	.556	187	153
Kansas City	5	4	0	.556	221	227

National Football Conference

East Division	W	L	T	Pct.	Pts.	OP
Dallas	6	2	0	.750	241	192
Philadelphia	3	6	0	.333	227	218
N.Y. Giants	3	6	0	.333	179	216
Washington	2	6	0	.250	156	227
North Division	W	L	T	Pct.	Pts.	OP
Green Bay	7	2	0	.778	199	180
Minnesota	3	6	0	.375	194	191
Chicago	3	6	0	.333	150	224
Detroit	0	8	0	.000	134	244
South Division	W	L	T	Pct.	Pts.	OP
Tampa Bay	6	2	0	.750	260	183
New Orleans	5	3	0	.625	201	155
Atlanta	4	4	0	.500	175	220
Carolina	4	5	0	.444	171	183
West Division	W	L	T	Pct.	Pts.	OP
Arizona	8	1	0	.889	277	155
L.A. Rams	7	2	0	.778	261	196
Seattle	3	5	0	.375	181	169
San Francisco	3	5	0	.375	185	202

WEEK 9 RESULTS

Thursday, Nov. 4  
INDIANAPOLIS 45, N.Y. Jets 30

Sunday, Nov. 7

BALTIMORE 34, Minnesota 31 (OT)  
New England 24, CAROLINA 6  
Cleveland 41, CINCINNATI 16  
Denver 30, DALLAS 16  
JACKSONVILLE 9, Buffalo 6  
MIAMI 17, Houston 9  
Atlanta 27, NEW ORLEANS 25  
N.Y. GIANTS 23, Las Vegas 16  
L.A. Chargers 27, PHILADELPHIA 24  
KANSAS CITY 13, Green Bay 7  
Arizona 31, SAN FRANCISCO 17  
Tennessee 28, L.A. RAMS 16

Monday, Nov. 8

PITTSBURGH 29, Chicago 27

Byes: Detroit, Seattle, Tampa Bay,  
Washington

## 2021 WEEK BY WEEK

### TENTH WEEK STANDINGS

#### American Football Conference

East Division	W	L	T	Pct.	Pts.	OP
Buffalo	6	3	0	.667	280	135
New England	6	4	0	.600	275	177
Miami	3	7	0	.300	177	252
N.Y. Jets	2	7	0	.222	161	296
North Division	W	L	T	Pct.	Pts.	OP
Baltimore	6	3	0	.667	231	217
Pittsburgh	5	3	1	.611	177	185
Cincinnati	5	4	0	.556	236	203
Cleveland	5	5	0	.500	231	241
South Division	W	L	T	Pct.	Pts.	OP
Tennessee	8	2	0	.800	278	232
Indianapolis	5	5	0	.500	268	230
Jacksonville	2	7	0	.222	149	232
Houston	1	8	0	.111	128	258
West Division	W	L	T	Pct.	Pts.	OP
Kansas City	6	4	0	.600	262	241
L.A. Chargers	5	4	0	.556	219	228
Las Vegas	5	4	0	.556	210	230
Denver	5	5	0	.500	200	183

#### National Football Conference

East Division	W	L	T	Pct.	Pts.	OP
Dallas	7	2	0	.778	284	195
Philadelphia	4	6	0	.400	257	231
Washington	3	6	0	.333	185	246
N.Y. Giants	3	6	0	.333	179	216
North Division	W	L	T	Pct.	Pts.	OP
Green Bay	8	2	0	.800	216	180
Minnesota	4	5	0	.444	221	211
Chicago	3	6	0	.333	150	224
Detroit	0	8	1	.056	150	260
South Division	W	L	T	Pct.	Pts.	OP
Tampa Bay	6	3	0	.667	279	212
New Orleans	5	4	0	.556	222	178
Carolina	5	5	0	.500	205	193
Atlanta	4	5	0	.444	178	263
West Division	W	L	T	Pct.	Pts.	OP
Arizona	8	2	0	.800	287	189
L.A. Rams	7	3	0	.700	271	227
San Francisco	4	5	0	.444	216	212
Seattle	3	6	0	.333	181	186

### WEEK 10 RESULTS

Thursday, Nov. 11

MIAMI 22, Baltimore 10

Sunday, Nov. 14

DALLAS 43, Atlanta 3  
 INDIANAPOLIS 23, Jacksonville 17  
 NEW ENGLAND 45, Cleveland 7  
 Buffalo 45, N.Y. JETS 17  
 PITTSBURGH 16, Detroit 16 (OT)  
 WASHINGTON 29, Tampa Bay 19  
 TENNESSEE 23, New Orleans 21  
 Carolina 34, ARIZONA 10  
 Minnesota 27, L.A. CHARGERS 20  
 PHILADELPHIA 30, Denver 13  
 GREEN BAY 17, Seattle 0  
 Kansas City 41, LAS VEGAS 14

Monday, Nov. 15

SAN FRANCISCO 31, L.A. Rams 10

Byes: Chicago, Cincinnati, Houston,  
 N.Y. Giants

### ELEVENTH WEEK STANDINGS

#### American Football Conference

East Division	W	L	T	Pct.	Pts.	OP
New England	7	4	0	.636	300	177
Buffalo	6	4	0	.600	295	176
Miami	4	7	0	.364	201	269
N.Y. Jets	2	8	0	.200	178	320
North Division	W	L	T	Pct.	Pts.	OP
Baltimore	7	3	0	.700	247	230
Cincinnati	6	4	0	.600	268	216
Pittsburgh	5	4	1	.550	214	226
Cleveland	6	5	0	.545	244	251
South Division	W	L	T	Pct.	Pts.	OP
Tennessee	8	3	0	.727	291	254
Indianapolis	6	5	0	.545	309	245
Houston	2	8	0	.200	150	271
Jacksonville	2	8	0	.200	159	262
West Division	W	L	T	Pct.	Pts.	OP
Kansas City	7	4	0	.636	281	250
L.A. Chargers	6	4	0	.600	260	265
Las Vegas	5	5	0	.500	223	262
Denver	5	5	0	.500	200	183

#### National Football Conference

East Division	W	L	T	Pct.	Pts.	OP
Dallas	7	3	0	.700	293	214
Philadelphia	5	6	0	.455	297	260
Washington	4	6	0	.400	212	267
N.Y. Giants	3	7	0	.300	189	246
North Division	W	L	T	Pct.	Pts.	OP
Green Bay	8	3	0	.727	247	214
Minnesota	5	5	0	.500	255	242
Chicago	3	7	0	.300	163	240
Detroit	0	9	1	.050	160	273
South Division	W	L	T	Pct.	Pts.	OP
Tampa Bay	7	3	0	.700	309	222
New Orleans	5	5	0	.500	251	218
Carolina	5	6	0	.455	226	220
Atlanta	4	6	0	.400	178	288
West Division	W	L	T	Pct.	Pts.	OP
Arizona	9	2	0	.818	310	202
L.A. Rams	7	3	0	.700	271	227
San Francisco	5	5	0	.500	246	222
Seattle	3	7	0	.300	194	209

### WEEK 11 RESULTS

Thursday, Nov. 18

New England 25, ATLANTA 0

Sunday, Nov. 21

Indianapolis 41, BUFFALO 15  
 Washington 27, CAROLINA 21  
 Baltimore 16, CHICAGO 13  
 CLEVELAND 13, Detroit 10  
 San Francisco 30, JACKSONVILLE 10  
 MINNESOTA 34, Green Bay 31  
 Miami 24, N.Y. JETS 17  
 PHILADELPHIA 40, New Orleans 29  
 Houston 22, TENNESSEE 13  
 Cincinnati 32, LAS VEGAS 13  
 KANSAS CITY 19, Dallas 9  
 Arizona 23, SEATTLE 13  
 L.A. CHARGERS 41, Pittsburgh 37

Monday, Nov. 22

TAMPA BAY 30, N.Y. Giants 10

Byes: Denver, L.A. Rams

### TWELFTH WEEK STANDINGS

#### American Football Conference

East Division	W	L	T	Pct.	Pts.	OP
New England	8	4	0	.667	336	190
Buffalo	7	4	0	.636	326	182
Miami	5	7	0	.417	234	279
N.Y. Jets	3	8	0	.273	199	334
North Division	W	L	T	Pct.	Pts.	OP
Baltimore	8	3	0	.727	263	240
Cincinnati	7	4	0	.636	309	226
Pittsburgh	5	5	1	.500	224	267
Cleveland	6	6	0	.500	254	267
South Division	W	L	T	Pct.	Pts.	OP
Tennessee	8	4	0	.667	304	290
Indianapolis	6	6	0	.500	340	283
Houston	2	9	0	.182	164	292
Jacksonville	2	9	0	.182	173	283
West Division	W	L	T	Pct.	Pts.	OP
Kansas City	7	4	0	.636	281	250
Las Vegas	6	5	0	.545	259	295
Denver	6	5	0	.545	228	196
L.A. Chargers	6	5	0	.545	273	293

#### National Football Conference

East Division	W	L	T	Pct.	Pts.	OP
Dallas	7	4	0	.636	326	250
Washington	5	6	0	.455	229	282
Philadelphia	5	7	0	.417	304	273
N.Y. Giants	4	7	0	.364	202	253
North Division	W	L	T	Pct.	Pts.	OP
Green Bay	9	3	0	.750	283	242
Minnesota	5	6	0	.455	281	276
Chicago	4	7	0	.364	179	254
Detroit	0	10	1	.045	174	289
South Division	W	L	T	Pct.	Pts.	OP
Tampa Bay	8	3	0	.727	347	253
Atlanta	5	6	0	.455	199	302
New Orleans	5	6	0	.455	257	249
Carolina	5	7	0	.417	236	253
West Division	W	L	T	Pct.	Pts.	OP
Arizona	9	2	0	.818	310	202
L.A. Rams	7	4	0	.636	299	263
San Francisco	6	5	0	.545	280	248
Seattle	3	8	0	.273	209	226

### WEEK 12 RESULTS

Thursday, Nov. 25

Chicago 16, DETROIT 14  
 Las Vegas 36, DALLAS 33 (OT)  
 Buffalo 31, NEW ORLEANS 6

Sunday, Nov. 28

CINCINNATI 41, Pittsburgh 10  
 N.Y. Jets 21, HOUSTON 14  
 Tampa Bay 38, INDIANAPOLIS 31  
 Atlanta 21, JACKSONVILLE 14  
 MIAMI 33, Carolina 10  
 NEW ENGLAND 36, Tennessee 13  
 N.Y. GIANTS 13, Philadelphia 7  
 DENVER 28, L.A. Chargers 13  
 GREEN BAY 36, L.A. Rams 28  
 SAN FRANCISCO 34, Minnesota 26  
 BALTIMORE 16, Cleveland 10

Monday, Nov. 29

WASHINGTON 17, Seattle 15

Byes: Arizona, Kansas City



2021 WEEK BY WEEK

THIRTEENTH WEEK STANDINGS

American Football Conference					
East Division	W	L	T	Pct.	Pts.
New England	9	4	0	.692	350
Buffalo	7	5	0	.583	336
Miami	6	7	0	.462	254
N.Y. Jets	3	9	0	.250	217
North Division	W	L	T	Pct.	Pts.
Baltimore	8	4	0	.667	282
Cincinnati	7	5	0	.583	331
Pittsburgh	6	5	1	.542	244
Cleveland	6	6	0	.500	254
South Division	W	L	T	Pct.	Pts.
Tennessee	8	4	0	.667	304
Indianapolis	7	6	0	.538	371
Houston	2	10	0	.167	164
Jacksonville	2	10	0	.167	180
West Division	W	L	T	Pct.	Pts.
Kansas City	8	4	0	.667	303
L.A. Chargers	7	5	0	.583	314
Las Vegas	6	6	0	.500	274
Denver	6	6	0	.500	237

National Football Conference

East Division	W	L	T	Pct.	Pts.
Dallas	8	4	0	.667	353
Washington	6	6	0	.500	246
Philadelphia	6	7	0	.462	337
N.Y. Giants	4	8	0	.333	211
North Division	W	L	T	Pct.	Pts.
Green Bay	9	3	0	.750	283
Minnesota	5	7	0	.417	308
Chicago	4	8	0	.333	201
Detroit	1	10	1	.125	203
South Division	W	L	T	Pct.	Pts.
Tampa Bay	9	3	0	.750	377
Carolina	5	7	0	.417	236
Atlanta	5	7	0	.417	216
New Orleans	5	7	0	.417	274
West Division	W	L	T	Pct.	Pts.
Arizona	10	2	0	.833	343
L.A. Rams	8	4	0	.667	336
San Francisco	6	6	0	.500	303
Seattle	4	8	0	.333	239

WEEK 13 RESULTS

Thursday, Dec. 2  
Dallas 27, NEW ORLEANS 17

Sunday, Dec. 5

Tampa Bay 30, ATLANTA 17  
Arizona 33, CHICAGO 22  
L.A. Chargers 41, CINCINNATI 22  
DETROIT 29, Minnesota 27  
Indianapolis 31, HOUSTON 0  
MIAMI 20, N.Y. Giants 9  
Philadelphia 33, N.Y. JETS 18  
L.A. RAMS 37, Jacksonville 7  
Washington 17, LAS VEGAS 15  
PITTSBURGH 20, Baltimore 19  
SEATTLE 30, San Francisco 23  
KANSAS CITY 22, Denver 9

Monday, Dec. 6

New England 14, BUFFALO 10

Byes: Carolina, Cleveland,  
Green Bay, Tennessee

FOURTEENTH WEEK STANDINGS

American Football Conference					
East Division	W	L	T	Pct.	Pts.
New England	9	4	0	.692	350
Buffalo	7	6	0	.538	363
Miami	6	7	0	.462	254
N.Y. Jets	3	10	0	.231	226
North Division	W	L	T	Pct.	Pts.
Baltimore	8	5	0	.615	304
Cleveland	7	6	0	.538	278
Cincinnati	7	6	0	.538	354
Pittsburgh	6	6	1	.500	272
South Division	W	L	T	Pct.	Pts.
Tennessee	9	4	0	.692	324
Indianapolis	7	6	0	.538	371
Houston	2	11	0	.154	177
Jacksonville	2	11	0	.154	180
West Division	W	L	T	Pct.	Pts.
Kansas City	9	4	0	.692	351
L.A. Chargers	8	5	0	.615	351
Denver	7	6	0	.538	275
Las Vegas	6	7	0	.462	283

National Football Conference

East Division	W	L	T	Pct.	Pts.
Dallas	9	4	0	.692	380
Washington	6	7	0	.462	266
Philadelphia	6	7	0	.462	337
N.Y. Giants	4	9	0	.308	232
North Division	W	L	T	Pct.	Pts.
Green Bay	10	3	0	.769	328
Minnesota	6	7	0	.462	344
Chicago	4	9	0	.308	231
Detroit	1	11	1	.115	213
South Division	W	L	T	Pct.	Pts.
Tampa Bay	10	3	0	.769	410
Atlanta	6	7	0	.462	245
New Orleans	6	7	0	.462	304
Carolina	5	8	0	.385	257
West Division	W	L	T	Pct.	Pts.
Arizona	10	3	0	.769	366
L.A. Rams	9	4	0	.692	366
San Francisco	7	6	0	.538	329
Seattle	5	8	0	.385	272

WEEK 14 RESULTS

Thursday, Dec. 9  
MINNESOTA 36, Pittsburgh 28

Sunday, Dec. 12

Atlanta 29, CAROLINA 21  
CLEVELAND 24, Baltimore 22  
Seattle 33, HOUSTON 13  
KANSAS CITY 48, Las Vegas 9  
New Orleans 30, N.Y. JETS 9  
TENNESSEE 20, Jacksonville 0  
Dallas 27, WASHINGTON 20  
DENVER 38, Detroit 10  
L.A. CHARGERS 37, N.Y. Giants 21  
San Francisco 26, CINCINNATI 23 (OT)  
TAMPA BAY 33, Buffalo 27 (OT)  
GREEN BAY 45, Chicago 30

Monday, Dec. 13

L.A. Rams 30, ARIZONA 23

FIFTEENTH WEEK STANDINGS

American Football Conference					
East Division	W	L	T	Pct.	Pts.
New England	9	5	0	.643	367
Buffalo	8	6	0	.571	394
Miami	7	7	0	.500	285
N.Y. Jets	3	11	0	.214	250
North Division	W	L	T	Pct.	Pts.
Cincinnati	8	6	0	.571	369
Baltimore	8	6	0	.571	334
Pittsburgh	7	6	1	.536	291
Cleveland	7	7	0	.500	292
South Division	W	L	T	Pct.	Pts.
Tennessee	9	5	0	.643	337
Indianapolis	8	6	0	.571	398
Houston	3	11	0	.214	207
Jacksonville	2	12	0	.143	196
West Division	W	L	T	Pct.	Pts.
Kansas City	10	4	0	.714	385
L.A. Chargers	8	6	0	.571	379
Las Vegas	7	7	0	.500	299
Denver	7	7	0	.500	285

National Football Conference

East Division	W	L	T	Pct.	Pts.
Dallas	10	4	0	.714	401
Philadelphia	6	7	0	.462	364
Washington	6	7	0	.462	283
N.Y. Giants	4	10	0	.286	238
North Division	W	L	T	Pct.	Pts.
Green Bay	11	3	0	.786	359
Minnesota	7	7	0	.500	361
Chicago	4	10	0	.286	240
Detroit	2	11	1	.179	243
South Division	W	L	T	Pct.	Pts.
Tampa Bay	10	4	0	.714	410
New Orleans	7	7	0	.500	313
Atlanta	6	8	0	.429	258
Carolina	5	9	0	.357	271
West Division	W	L	T	Pct.	Pts.
Arizona	10	4	0	.714	378
L.A. Rams	9	4	0	.692	386
San Francisco	8	6	0	.571	360
Seattle	5	8	0	.385	282

\*Climbed division title

WEEK 15 RESULTS

Thursday, Dec. 16  
Kansas City 34, L.A. CHARGERS 28 (OT)

Saturday, Dec. 18

INDIANAPOLIS 27, New England 17

Sunday, Dec. 19

BUFFALO 31, Carolina 14  
DETROIT 30, Arizona 12  
Houston 30, JACKSONVILLE 16  
MIAMI 31, N.Y. Jets 24  
Dallas 21, N.Y. GIANTS 6  
PITTSBURGH 19, Tennessee 13  
Cincinnati 15, DENVER 10  
SAN FRANCISCO 31, Atlanta 13  
Green Bay 31, BALTIMORE 30  
New Orleans 9, TAMPA BAY 0

Monday, Dec. 20

Las Vegas 16, CLEVELAND 14  
Minnesota 17, CHICAGO 9

Tuesday, Dec. 21

L.A. RAMS 20, Seattle 10  
PHILADELPHIA 27, Washington 17

## 2021 WEEK BY WEEK

### SIXTEENTH WEEK STANDINGS

American Football Conference						
East Division	W	L	T	Pct.	Pts.	OP
Buffalo	9	6	0	.600	427	264
New England	9	6	0	.600	388	260
Miami	8	7	0	.533	305	315
N.Y. Jets	4	11	0	.267	276	449
North Division	W	L	T	Pct.	Pts.	OP
Cincinnati	9	6	0	.600	410	324
Baltimore	8	7	0	.533	355	356
Pittsburgh	7	7	1	.500	301	371
Cleveland	7	8	0	.467	314	329
South Division	W	L	T	Pct.	Pts.	OP
Tennessee	10	5	0	.667	357	326
Indianapolis	9	6	0	.600	420	316
Houston	4	11	0	.267	248	401
Jacksonville	2	13	0	.133	217	396
West Division	W	L	T	Pct.	Pts.	OP
Kansas City*	11	4	0	.733	421	306
L.A. Chargers	8	7	0	.533	408	411
Las Vegas	8	7	0	.533	316	387
Denver	7	8	0	.467	298	260

### National Football Conference

East Division	W	L	T	Pct.	Pts.	OP
Dallas*	11	4	0	.733	457	307
Philadelphia	8	7	0	.533	398	318
Washington	6	9	0	.400	297	407
N.Y. Giants	4	11	0	.267	248	365
North Division	W	L	T	Pct.	Pts.	OP
Green Bay*	12	3	0	.800	383	324
Minnesota	7	8	0	.467	384	372
Chicago	5	10	0	.333	265	373
Detroit	2	12	1	.167	259	386
South Division	W	L	T	Pct.	Pts.	OP
Tampa Bay*	11	4	0	.733	442	312
Atlanta	7	8	0	.467	278	400
New Orleans	7	8	0	.467	316	305
Carolina	5	10	0	.333	277	345
West Division	W	L	T	Pct.	Pts.	OP
L.A. Rams#	11	4	0	.733	416	326
Minnesota	10	5	0	.667	394	306
San Francisco	8	7	0	.533	377	334
Seattle	5	10	0	.333	306	307

\*Clinched division title  
#Clinched playoff berth

### WEEK 16 RESULTS

Thursday, Dec. 23  
TENNESSEE 20, San Francisco 17

### Saturday, Dec. 25

GREEN BAY 24, Cleveland 22  
Indianapolis 22, ARIZONA 16

### Sunday, Dec. 26

ATLANTA 20, Detroit 16  
Tampa Bay 32, CAROLINA 6  
CINCINNATI 41, Baltimore 21  
HOUSTON 41, L.A. Chargers 29  
L.A. Rams 30, MINNESOTA 23  
Buffalo 33, NEW ENGLAND 21  
N.Y. JETS 26, Jacksonville 21  
PHILADELPHIA 34, N.Y. Giants 10  
Chicago 25, SEATTLE 24  
KANSAS CITY 36, Pittsburgh 10  
LAS VEGAS 17, Denver 13  
DALLAS 56, Washington 14

### Monday, Dec. 27

Miami 20, NEW ORLEANS 3

### SEVENTEENTH WEEK STANDINGS

American Football Conference						
East Division	W	L	T	Pct.	Pts.	OP
Buffalo#	10	6	0	.625	456	279
New England#	10	6	0	.625	438	270
Miami	8	8	0	.500	308	349
N.Y. Jets	4	12	0	.250	300	477
North Division	W	L	T	Pct.	Pts.	OP
Cincinnati*	10	6	0	.625	444	355
Pittsburgh	8	7	1	.531	327	385
Baltimore	8	8	0	.500	374	376
Cleveland	7	9	0	.438	328	355
South Division	W	L	T	Pct.	Pts.	OP
Tennessee*	11	5	0	.688	391	329
Indianapolis	9	7	0	.563	440	339
Houston	4	12	0	.250	255	424
Jacksonville	2	14	0	.125	227	446
West Division	W	L	T	Pct.	Pts.	OP
Kansas City*	11	5	0	.688	452	340
L.A. Chargers	9	7	0	.563	442	424
Las Vegas	9	7	0	.563	339	407
Denver	7	9	0	.438	311	294

### National Football Conference

East Division	W	L	T	Pct.	Pts.	OP
Dallas*	11	5	0	.688	479	332
Philadelphia#	9	7	0	.563	418	334
Washington	6	10	0	.375	313	427
N.Y. Giants	4	12	0	.250	251	394
North Division	W	L	T	Pct.	Pts.	OP
Green Bay*	13	3	0	.813	420	334
Minnesota	7	9	0	.438	394	409
Chicago	6	10	0	.375	294	376
Detroit	2	13	1	.156	288	437
South Division	W	L	T	Pct.	Pts.	OP
Tampa Bay*	12	4	0	.750	470	336
New Orleans	8	8	0	.500	334	315
Atlanta	7	9	0	.438	293	429
Carolina	5	11	0	.313	287	363
West Division	W	L	T	Pct.	Pts.	OP
L.A. Rams#	12	4	0	.750	436	345
Arizona#	11	5	0	.688	419	328
San Francisco	9	7	0	.563	400	341
Seattle	6	10	0	.375	357	336

\*Clinched division title  
#Clinched playoff berth

### WEEK 17 RESULTS

Sunday, Jan. 2  
L.A. Rams 20, BALTIMORE 19  
BUFFALO 29, Atlanta 15  
CHICAGO 29, N.Y. Giants 3  
CINCINNATI 34, Kansas City 31  
Las Vegas 23, INDIANAPOLIS 20  
NEW ENGLAND 50, Jacksonville 10  
Tampa Bay 28, N.Y. JETS 24  
TENNESSEE 34, Miami 3  
PHILADELPHIA, 20, Washington 16  
L.A. CHARGERS 34, Denver 13  
SAN FRANCISCO 23, Houston 7  
Arizona 25, DALLAS 22  
NEW ORLEANS 18, Carolina 10  
SEATTLE 51, Detroit 29  
GREEN BAY 37, Minnesota 10

### Monday, Jan. 3

PITTSBURGH 26, Cleveland 14

### EIGHTEENTH WEEK STANDINGS

American Football Conference						
East Division	W	L	T	Pct.	Pts.	OP
Buffalo*	11	6	0	.647	483	289
New England#	10	7	0	.588	462	303
Miami	9	8	0	.529	341	373
N.Y. Jets	4	13	0	.235	310	504
North Division	W	L	T	Pct.	Pts.	OP
Cincinnati*	10	7	0	.588	460	376
Pittsburgh#	9	7	1	.559	343	398
Cleveland	8	9	0	.471	349	371
Baltimore	8	9	0	.471	387	392
South Division	W	L	T	Pct.	Pts.	OP
Tennessee*	12	5	0	.706	419	354
Indianapolis	9	8	0	.529	451	365
Houston	4	13	0	.235	280	452
Jacksonville	3	14	0	.176	253	457
West Division	W	L	T	Pct.	Pts.	OP
Kansas City*	12	5	0	.706	480	364
Las Vegas#	10	7	0	.588	374	439
L.A. Chargers	9	8	0	.529	474	459
Denver	7	10	0	.412	335	322

### National Football Conference

East Division	W	L	T	Pct.	Pts.	OP
Dallas*	12	5	0	.706	530	358
Philadelphia#	9	8	0	.529	444	385
Washington	7	10	0	.412	335	434
N.Y. Giants	4	13	0	.235	258	416
North Division	W	L	T	Pct.	Pts.	OP
Green Bay*	13	4	0	.765	450	371
Minnesota	8	9	0	.471	425	426
Chicago	6	11	0	.353	311	407
Detroit	3	13	1	.206	325	467
South Division	W	L	T	Pct.	Pts.	OP
Tampa Bay*	13	4	0	.765	511	353
New Orleans	9	8	0	.529	364	335
Atlanta	7	10	0	.412	313	459
Carolina	5	12	0	.294	304	404
West Division	W	L	T	Pct.	Pts.	OP
L.A. Rams*	12	5	0	.706	460	372
Arizona#	11	6	0	.647	449	366
San Francisco#	10	7	0	.588	427	365
Seattle	7	10	0	.412	395	366

\*Clinched division title  
#Clinched playoff berth

### WEEK 18 RESULTS

Saturday, Jan. 8  
Kansas City 28, DENVER 24  
Dallas 51, PHILADELPHIA 26

### Sunday, Jan. 9

Pittsburgh 16, BALTIMORE 13 (OT)  
CLEVELAND 21, Cincinnati 16  
DETROIT 37, Green Bay 30  
Tennessee 28, HOUSTON 25  
JACKSONVILLE 26, Indianapolis 11  
MINNESOTA 31, Chicago 17  
Washington 22, N.Y. GIANTS 7  
Seattle 38, ARIZONA 30  
New Orleans 30, ATLANTA 20  
BUFFALO 27, N.Y. Jets 10  
San Francisco 27, L.A. RAMS 24 (OT)  
MIAMI 33, New England 24  
TAMPA BAY 41, Carolina 17  
LAS VEGAS 35, L.A. Chargers 32 (OT)

## 2021 PLAYERS OF THE WEEK/MONTH

## 2021 AFC PLAYERS OF THE WEEK

	Offense	Defense	Special Teams
Week 1	QB Patrick Mahomes, Kansas City	DE Maxx Crosby, Las Vegas	K Evan McPherson, Cincinnati
Week 2	RB Derrick Henry, Tennessee	LB Odafe Oweh, Baltimore	K Daniel Carlson, Las Vegas
Week 3	QB Josh Allen, Buffalo	DE Myles Garrett, Cleveland	K Justin Tucker, Baltimore
Week 4	QB Joe Burrow, Cincinnati	LB Tremaine Edmunds, Buffalo	P Rigoberto Sanchez, Indianapolis
Week 5	QB Lamar Jackson, Baltimore	DE Greg Rousseau, Buffalo	K Nick Folk, New England
Week 6	RB Derrick Henry, Tennessee	LB T.J. Watt, Pittsburgh	K Matthew Wright, Jacksonville
Week 7	WR Ja'Marr Chase, Cincinnati	DE Yannick Ngakoue, Las Vegas	P Rigoberto Sanchez, Indianapolis
Week 8	QB Mike White, N.Y. Jets	DB Adrian Phillips, New England	K Randy Bullock, Tennessee
Week 9	QB Justin Herbert, L.A. Chargers	DE/LB Josh Allen, Jacksonville	P Tommy Townsend, Kansas City
Week 10	QB Patrick Mahomes, Kansas City	CB Xavier Howard, Miami	LB E.J. Speed, Indianapolis
Week 11	RB Jonathan Taylor, Indianapolis	DT Chris Jones, Kansas City	K Evan McPherson, Cincinnati
Week 12	RB Joe Mixon, Cincinnati	CB Pat Surtain II, Denver	K Daniel Carlson, Las Vegas
Week 13	QB Justin Herbert, L.A. Chargers	LB T.J. Watt, Pittsburgh	P Michael Palardy, Miami
Week 14	QB Justin Herbert, L.A. Chargers	CB Mike Hughes, Kansas City	K Brandon McManus, Denver
Week 15	TE Travis Kelce, Kansas City	LB Darius Leonard, Indianapolis	DB Tremon Smith, Houston
Week 16	QB Joe Burrow, Cincinnati	DB Tavierre Thomas, Houston	WR Braxton Berrios, N.Y. Jets
Week 17	WR Ja'Marr Chase, Cincinnati	LB T.J. Watt, Pittsburgh	K Daniel Carlson, Las Vegas
Week 18	QB Ryan Tannehill, Tennessee	DE Maxx Crosby, Las Vegas	K Daniel Carlson, Las Vegas

## 2021 AFC PLAYERS OF THE MONTH

	Offense	Defense	Special Teams
September	QB Derek Carr, Las Vegas	LB Von Miller, Denver	WR Jamal Agnew, Jacksonville
October	RB Jonathan Taylor, Indianapolis	S Kevin Byard, Tennessee	K Tyler Bass, Buffalo
November	RB Jonathan Taylor, Indianapolis	DB J.C. Jackson, New England	P Tommy Townsend, Kansas City
December	QB Patrick Mahomes, Kansas City	LB Jerome Baker, Miami	K Evan McPherson, Cincinnati

## 2021 NFC PLAYERS OF THE WEEK

	Offense	Defense	Special Teams
Week 1	QB Matthew Stafford, L.A. Rams	LB Chandler Jones, Arizona	P Bradley Pinion, Tampa Bay
Week 2	QB Kyler Murray, Arizona	S Mike Edwards, Tampa Bay	P Mitch Wishnowsky, San Francisco
Week 3	QB Matthew Stafford, L.A. Rams	CB Byron Murphy, Arizona	K Mason Crosby, Green Bay
Week 4	QB Daniel Jones, N.Y. Giants	CB Trevon Diggs, Dallas	KR DeAndre Carter, Washington
Week 5	QB Tom Brady, Tampa Bay	CB Marshon Lattimore, New Orleans	LB T.J. Edwards, Philadelphia
Week 6	QB Dak Prescott, Dallas	S Taylor Rapp, L.A. Rams	K Matt Prater, Arizona
Week 7	RB Alvin Kamara, New Orleans	LB Deion Jones, Atlanta	K Graham Gano, N.Y. Giants
Week 8	WR Deebo Samuel, San Francisco	LB Micah Parsons, Dallas	K Zane Gonzalez, Carolina
Week 9	QB Matt Ryan, Atlanta	S Xavier McKinney, N.Y. Giants	RB Kene Nwangwu, Minnesota
Week 10	WR Deebo Samuel, San Francisco	CB Darius Slay, Philadelphia	K Zane Gonzalez, Carolina
Week 11	WR Justin Jefferson, Minnesota	LB Chandler Jones, Arizona	K Jake Elliott, Philadelphia
Week 12	RB Leonard Fournette, Tampa Bay	CB Rasul Douglas, Green Bay	P Thomas Morstead, Atlanta
Week 13	QB Jared Goff, Detroit Lions	LB Jordan Hicks, Arizona	RB Travis Homer, Seattle
Week 14	TE George Kittle, San Francisco	DL Aaron Donald, L.A. Rams	WR Jakeem Grant, Chicago
Week 15	QB Aaron Rodgers, Green Bay	DE Cameron Jordan, New Orleans	K Riley Patterson, Detroit
Week 16	QB Dak Prescott, Dallas	LB Foyesade Oluokun, Atlanta	WR Brandon Powell, L.A. Rams
Week 17	RB Rashaad Penny, Seattle	DE Cameron Jordan, New Orleans	K Matt Prater, Arizona
Week 18	QB Dak Prescott, Dallas	S Tracy Walker, Detroit	K Robbie Gould, San Francisco

## 2021 NFC PLAYERS OF THE MONTH

	Offense	Defense	Special Teams
September	WR Cooper Kupp, L.A. Rams	CB Trevon Diggs, Dallas	P Mitch Wishnowsky, San Francisco
October	WR Cooper Kupp, L.A. Rams	LB De'Vondre Campbell, Green Bay	P Blake Gillikin, New Orleans
November	WR Justin Jefferson, Minnesota	LB Robert Quinn, Chicago	K Jake Elliott, Philadelphia
December	QB Aaron Rodgers, Green Bay	DL Aaron Donald, L.A. Rams	P Thomas Morstead, Atlanta

## 2021 NFL ROOKIES OF THE MONTH

	Offense (College)	Defense (College)
September	WR Ja'Marr Chase, Cincinnati (LSU)	CB Asante Samuel Jr., L.A. Chargers (Florida State)
October	RB Najee Harris, Pittsburgh (Alabama)	LB Nick Bolton, Kansas City (Missouri)
November	QB Mac Jones, New England (Alabama)	LB Micah Parsons, Dallas (Penn State)
December	WR Amon-Ra St. Brown (Southern California)	LB Micah Parsons, Dallas (Penn State)

## 2021 PRO FOOTBALL AWARDS/ALL-PRO TEAMS

### 2021 PRO FOOTBALL AWARDS

#### ASSOCIATED PRESS

Most Valuable Player	Aaron Rodgers
Offensive Player of the Year	Cooper Kupp
Defensive Player of the Year	T.J. Watt
Offensive Rookie of the Year	Ja'Marr Chase
Defensive Rookie of the Year	Micah Parsons
Comeback Player of the Year	Joe Burrow
Coach of the Year	Mike Vrabel
Assistant Coach of the Year	Dan Quinn

#### THE SPORTING NEWS

Offensive Player of the Year	Jonathan Taylor
Defensive Player of the Year	T.J. Watt
Rookie of the Year	Ja'Marr Chase
Comeback Player of the Year	Dak Prescott
Coach of the Year	Mike Vrabel
Coordinator of the Year	Dan Quinn
Executive of the Year	Duke Tobin

#### PRO FOOTBALL WRITERS OF AMERICA (PFWA)

Most Valuable Player	Aaron Rodgers
Offensive Player of the Year	Cooper Kupp
Defensive Player of the Year	T.J. Watt
Rookie of the Year	Micah Parsons
Offensive Rookie of the Year	Ja'Marr Chase
Defensive Rookie of the Year	Micah Parsons
Comeback Player of the Year	Joe Burrow
Co-Most Improved Player of the Year	Trevon Diggs
Co-Most Improved Player of the Year	Cordarrelle Patterson
Coach of the Year	Mike Vrabel
Assistant Coach of the Year	Dan Quinn
Executive of the Year	Bill Belichick

#### SUPER BOWL LVI MOST VALUABLE PLAYER

Pete Rozelle Trophy	Cooper Kupp
---------------------	-------------

#### WALTER PAYTON NFL MAN OF THE YEAR

Man of the Year	Andrew Whitworth
-----------------	------------------

#### ART ROONEY SPORTSMANSHIP AWARD

Art Rooney Sportsmanship Award	Matthew Slater
--------------------------------	----------------

#### DEACON JONES AWARD

2021 Leader in Quarterback Sacks	T.J. Watt
----------------------------------	-----------

#### 2022 PRO BOWL MOST VALUABLE PLAYERS

Pro Bowl Offensive MVP	Justin Herbert
Pro Bowl Defensive MVP	Maxx Crosby

#### FEDEx AIR & GROUND NFL PLAYERS OF THE YEAR

FedEx Air NFL Player of the Year	Tom Brady
FedEx Ground NFL Player of the Year	Jonathan Taylor

#### PEPSI ZERO SUGAR NFL ROOKIE OF THE YEAR

Rookie of the Year	Ja'Marr Chase
--------------------	---------------

#### DRAFTKINGS DAILY FANTASY PLAYER OF THE YEAR

Daily Fantasy Player of the Year	Cooper Kupp
----------------------------------	-------------

#### SALUTE TO SERVICE AWARD PRESENTED BY USAA

Salute to Service	Andrew Beck
-------------------	-------------

#### BRIDGESTONE BEST MOMENT OF THE YEAR

Moment of the Year	Justin Tucker (Record 66-yard FG)
--------------------	--------------------------------------

#### BUD LIGHT CELLY OF THE YEAR

Celebration of the Year	Christian Wilkins
-------------------------	-------------------

#### COURTYARD UNSTOPPABLE PERFORMANCE OF THE YEAR

Performance of the Year	Joe Burrow
-------------------------	------------

#### DON SHULA NFL HIGH SCHOOL COACH OF THE YEAR

High School Coach of the Year	Bob Palko
-------------------------------	-----------

### 2021 ALL-PRO TEAMS

#### 2021 PFWA ALL-NFL TEAM

Selected by Professional Football Writers of America

##### Offense:

Aaron Rodgers, Green Bay	Quarterback
Nick Chubb, Cleveland	Running Back
Jonathan Taylor, Indianapolis	Running Back
Davante Adams, Green Bay	Wide Receiver
Cooper Kupp, L.A. Rams	Wide Receiver
Mark Andrews, Baltimore	Tight End
Jason Kelce, Philadelphia	Center
Joel Bitonio, Cleveland	Guard
Zack Martin, Dallas	Guard
Trent Williams, San Francisco	Tackle
Tristan Wirfs, Tampa Bay	Tackle

##### Defense:

Nick Bosa, San Francisco	Defensive End
Myles Garrett, Cleveland	Defensive End
Aaron Donald, L.A. Rams	Defensive Tackle
Cameron Heyward, Pittsburgh	Defensive Tackle
Micah Parsons, Dallas	Outside Linebacker
T.J. Watt, Pittsburgh	Outside Linebacker
De'Vondre Campbell, Green Bay	Middle Linebacker
Trevon Diggs, Dallas	Cornerback
Jalen Ramsey, L.A. Rams	Cornerback
Kevin Byard, Tennessee	Safety
Jordan Poyer, Buffalo	Safety
<b>Special Teams:</b>	
Justin Tucker, Baltimore	Kicker
AJ Cole, Las Vegas	Punter
Braxton Burns, N.Y. Jets	Kick Returner
Devin Duvernay, Baltimore	Punt Returner
J.T. Gray, New Orleans	Special Teams Player

## 2021 ALL-PRO TEAMS/PAID ATTENDANCE

### 2021 ASSOCIATED PRESS ALL-PRO TEAM

Selected by the Associated Press

**Offense:**

Aaron Rodgers, Green Bay	Quarterback
Jonathan Taylor, Indianapolis	Running Back
Mark Andrews, Baltimore	Tight End
Davante Adams, Green Bay	Wide Receiver
Cooper Kupp, L.A. Rams	Wide Receiver
Deebo Samuel, San Francisco	Wide Receiver
Trent Williams, San Francisco	Tackle
Tristan Wirfs, Tampa Bay	Tackle
Joel Bitonio, Cleveland	Guard
Zack Martin, Dallas	Guard
Jason Kelce, Philadelphia	Center

**Defense:**

T.J. Watt, Pittsburgh	Edge
Myles Garrett, Cleveland	Edge
Aaron Donald, L.A. Rams	Interior Lineman
Cameron Heyward, Pittsburgh	Interior Lineman
Micah Parsons, Dallas	Linebacker
Darius Leonard, Indianapolis	Linebacker
DeVondre Campbell, Green Bay	Linebacker
Trevon Diggs, Dallas	Linebacker
Jalen Ramsey, L.A. Rams	Corner
Kevin Byard, Tennessee	Safety
Jordan Poyer, Buffalo	Safety

**Special Teams:**

Justin Tucker, Baltimore	Kicker
AJ Cole, Las Vegas	Punter
Braxton Berrios, N.Y. Jets	Kick Returner
Devin Duvernay, Baltimore	Punt Returner
J.T. Gray, New Orleans	Special Teams Player
Luke Rhodes, Indianapolis	Long Snapper

### 2021 PFWA ALL-ROOKIE TEAM

Selected by Professional Football Writers of America

**Offense:**

Mac Jones, New England	Quarterback
Najee Harris, Pittsburgh	Running Back
Javonte Williams, Denver	Running Back
Ja'Marr Chase, Cincinnati	Wide Receiver
Jaylen Waddle, Miami	Wide Receiver
Kyle Pitts, Atlanta	Tight End
Creed Humphrey, Kansas City	Center
Trey Smith, Kansas City	Guard
Allijah Vera-Tucker, N.Y. Jets	Guard
Rashawn Slater, L.A. Chargers	Tackle
Penei Sewell, Detroit	Tackle

**Defense:**

Christian Barmore, New England	Defensive Lineman
Odafe Oweh, Baltimore	Defensive Lineman
Kwity Paye, Indianapolis	Defensive Lineman
Jaelan Phillips, Miami	Defensive Lineman
Nick Bolton, Kansas City	Linebacker
Jeremiah Owusu-Koramoah, Cleveland	Linebacker
Micah Parsons, Dallas	Linebacker
Greg Newsome, Cleveland	Cornerback
Pat Surtain II, Denver	Cornerback
Jevon Holland, Miami	Safety
Tre'von Moehrig, Las Vegas	Safety

**Special Teams:**

Evan McPherson, Cincinnati	Kicker
Pressley Harvin, Pittsburgh	Punter
Kene Nwangwu, Minnesota	Kick Returner
Demetric Felton, Cleveland	Punt Returner
Nick Niemann, L.A. Chargers	Special Teams Player

### 2021 SPORTING NEWS ALL-PRO TEAM

Selected by the Sporting News

**Offense:**

Aaron Rodgers, Green Bay	Quarterback
Jonathan Taylor, Indianapolis	Running Back
Joe Mixon, Cincinnati	Running Back
Cooper Kupp, L.A. Rams	Wide Receiver
Davante Adams, Green Bay	Wide Receiver
Travis Kelce, Kansas City	Tight End
Trent Williams, San Francisco	Offensive Tackle
Tristan Wirfs, Tampa Bay	Offensive Tackle
Zack Martin, Dallas	Guard
Joel Bitonio, Cleveland	Guard
Jason Kelce, Philadelphia	Center

**Defense:**

Myles Garrett, Cleveland	Defensive End
Nick Bosa, San Francisco	Defensive End
Aaron Donald, L.A. Rams	Defensive Tackle
Chris Jones, Kansas City	Defensive Tackle
T.J. Watt, Pittsburgh	Linebacker
Darius Leonard, Indianapolis	Linebacker
Micah Parsons, Dallas	Linebacker
Trevon Diggs, Dallas	Cornerback
Jalen Ramsey, L.A. Rams	Cornerback
Derwin James, L.A. Chargers	Safety
Kevin Byard, Tennessee	Safety

**Special Teams:**

Justin Tucker, Baltimore	Kicker
Bryan Anger, Dallas	Punter
Kene Nwangwu, Minnesota	Kick Returner
Jakeem Grant, Chicago	Punt Returner

### 2021 NFL PAID ATTENDANCE BREAKDOWN

Games	Attendance	Average
<b>NFL Preseason Total</b>		
47	2,746,754	58,442
<b>NFL Regular-Season Total</b>		
272	17,511,681	64,381
<b>NFL Postseason Total</b>		
12	849,555	70,796
<b>NFL All Games</b>		
331	21,107,990	63,770

#### 1.1-MILLION CLUB

During the 2021 regular season, 14 teams drew more than 1.1 million in paid attendance combined, for both home and road games (see below). Last season, Dallas led the NFL in regular-season home (691,390) and combined (1,282,627) paid attendance, while Washington led in regular-season road paid attendance (632,793).

2021 Team	Total Paid		Total Paid Cumulative Attendance
	Home Attendance	Visiting Attendance	
Dallas	691,390	591,237	1,282,627
Denver	659,985	535,118	1,195,103
Green Bay	623,927	543,292	1,167,219
N.Y. Giants	584,576	578,002	1,162,578
L.A. Rams	553,586	602,142	1,155,728
Carolina	552,917	599,120	1,152,037
Kansas City	640,059	509,718	1,149,777
Pittsburgh	597,214	544,450	1,141,664
Cleveland	592,736	538,593	1,131,329
Philadelphia	539,118	580,938	1,120,056
Atlanta	519,530	598,668	1,118,198
Buffalo	594,896	522,479	1,117,375
Baltimore	613,640	496,992	1,110,632
Seattle	529,976	573,000	1,102,976

*For complete year-by-year attendance records, see pages 333-334.*

## 2021 BEST PERFORMANCES

### TEN BEST RUSHING PERFORMANCES, 2021

	Att.	Yards	TD
1. Dalvin Cook Minnesota vs. Pittsburgh, Dec. 9	27	205	2
2. Rashaad Penny Seattle at Arizona, Jan. 9	23	190	1
3. Najee Harris Pittsburgh vs. Cleveland, Jan. 3	28	188	1
4. Jonathan Taylor Indianapolis at Buffalo	32	185	4
5. Derrick Henry Tennessee at Seattle, Sept. 19	35	182	3
6. Jonathan Taylor Indianapolis vs. N.Y. Jets, Nov. 4	19	172	2
7. Jonathan Taylor Indianapolis vs. New England, Dec. 18	29	170	1
Rashaad Penny Seattle vs. Detroit, Jan. 2	25	170	2
9. Joe Mixon Cincinnati vs. Pittsburgh, Nov. 28	28	165	2
10. Nick Chubb Cleveland at L.A. Chargers, Oct. 10	21	161	1

There were 104 100-yard rushing performances in 2021.

### MOST 100-YARD RUSHING PERFORMANCES, 2021

Player, Team(s)	100-Yd. Games
Jonathan Taylor, Indianapolis	10
Nick Chubb, Cleveland	5
Damien Harris, New England	5
Derrick Henry, Tennessee	5
Elijah Mitchell, San Francisco	5
Dalvin Cook, Minnesota	4
Rashaad Penny, Seattle	4
D'Onta Foreman, Tennessee	3
Melvin Gordon, Denver	3
Najee Harris, Pittsburgh	3
Alvin Kamara, New Orleans	3
Joe Mixon, Cincinnati	3
Clyde Edwards-Helaire, Kansas City	2
Ezekiel Elliott, Dallas	2
Leonard Fournette, Tampa Bay	2
Antonio Gibson, Washington	2
Lamar Jackson, Baltimore	2
Josh Jacobs, Las Vegas	2
D'Ernest Johnson, Cleveland	2
Duke Johnson, Jacksonville-Miami	2
Alexander Mattison, Minnesota	2
Sony Michel, L.A. Rams	2
David Montgomery, Chicago	2
Miles Sanders, Philadelphia	2
Rhamondre Stevenson, New England	2
D'Andre Swift, Detroit	2
Javonte Williams, Denver	2
21 players tied with	1

### TEN BEST PASSING PERFORMANCES, 2021

	Att.	Comp.	Yds.	TD
1. Joe Burrow Cincinnati vs. Baltimore, Dec. 26	46	37	525	4
2. Joe Burrow Cincinnati vs. Kansas City, Jan. 2	45	30	446	4
3. Dak Prescott Dallas at New England, Oct. 17	51	36	445	3
4. Lamar Jackson Baltimore vs. Indianapolis, Oct. 11	43	37	442	4
5. Derek Carr Las Vegas vs. Baltimore, Sept. 13	56	34	435	2
6. Tom Brady Tampa Bay at L.A. Rams, Sept. 26	55	41	432	1
7. Joe Burrow Cincinnati at Baltimore, Oct. 24	38	23	416	3
8. Tom Brady Tampa Bay vs. Miami, Oct. 10	41	30	411	5
9. Tom Brady Tampa Bay at N.Y. Jets, Jan. 2	50	34	410	3
Patrick Mahomes Kansas City at Las Vegas, Nov. 14	47	31	410	3

There were 112 300-yard passing performances in 2021.

### MOST 300-YARD PASSING PERFORMANCES, 2021

Player, Team	300-Yd. Games
Tom Brady, Tampa Bay	9
Justin Herbert, L.A. Chargers	9
Matthew Stafford, L.A. Rams	7
Josh Allen, Buffalo	6
Joe Burrow, Cincinnati	6
Derek Carr, Las Vegas	6
Kirk Cousins, Minnesota	6
Jimmy Garoppolo, San Francisco	5
Patrick Mahomes, Kansas City	5
Dak Prescott, Dallas	5
Davis Mills, Houston	4
Aaron Rodgers, Green Bay	4
Matt Ryan, Atlanta	4
Sam Darnold, Carolina	3
Kyler Murray, Arizona	3
Teddy Bridgewater, Denver	2
Andy Dalton, Chicago	2
Jalen Hurts, Philadelphia	2
Lamar Jackson, Baltimore	2
Josh Johnson, N.Y. Jets-Baltimore	2
Mac Jones, New England	2
Trevor Lawrence, Jacksonville	2
Baker Mayfield, Cleveland	2
Ben Roethlisberger, Pittsburgh	2
Ryan Tannehill, Tennessee	2
Carson Wentz, Indianapolis	2
Eight players tied with	1

## 2021 BEST PERFORMANCES

### TEN BEST RECEIVING PERFORMANCES, 2021

	No.	Yards	TD
1. Ja'Marr Chase Cincinnati vs. Kansas City, Jan. 2	11	266	3
2. Davante Adams Green Bay at Cincinnati, Oct. 10	11	206	1
3. Ja'Marr Chase Cincinnati at Baltimore, Oct. 24	8	201	1
4. Tyreek Hill Kansas City vs. Cleveland, Sept. 12	11	197	1
5. Tee Higgins Cincinnati vs. Baltimore, Dec. 26	12	194	2
6. Travis Kelce Kansas City at L.A. chargers, Dec. 16	10	191	2
7. Deebo Samuel San Francisco at Detroit, Sept. 12	9	189	1
Kadarius Toney N.Y. Giants at Dallas, Oct. 10	10	189	0
9. Tyreek Hill Kansas City at Philadelphia, Oct. 3	11	186	3
10. Justin Jefferson Minnesota at Detroit, Dec. 5	11	182	1

*There were 183 100-yard receiving performances in 2021.*

### MOST 100-YARD RECEIVING PERFORMANCES, 2021

Player, Team	100-Yd. Games
Cooper Kupp, L.A. Rams	11
Davante Adams, Green Bay	8
Justin Jefferson, Minnesota	7
Mark Andrews, Baltimore	5
Ja'Marr Chase, Cincinnati	5
Chris Godwin, Tampa Bay	5
Tyler Lockett, Seattle	5
Deebo Samuel, San Francisco	5
Keenan Allen, L.A. Chargers	4
Brandin Cooks, Houston	4
Tee Higgins, Cincinnati	4
Travis Kelce, Kansas City	4
Terry McLaurin, Washington	4
Darnell Mooney, Chicago	4
Mike Williams, L.A. Chargers	4
Antonio Brown, Tampa Bay	3
Marquise Brown, Baltimore	3
A.J. Brown, Tennessee	3
Rob Gronkowski, Tampa Bay	3
Tyreek Hill, Kansas City	3
Diontae Johnson, Pittsburgh	3
George Kittle, San Francisco	3
CeeDee Lamb, Dallas	3
D.J. Moore, Carolina	3
Kyle Pitts, Atlanta	3
Hunter Renfrow, Las Vegas	3
Amarl Cooper, Dallas	2
Stefon Diggs, Buffalo	2
Mike Evans, Tampa Bay	2
Russell Gage, Atlanta	2
Dallas Goedert, Philadelphia	2
A.J. Green, Arizona	2
DeSean Jackson, L.A. Rams-Las Vegas	2
Michael Pittman, Indianapolis	2
Kalif Raymond, Detroit	2
DeVonta Smith, Philadelphia	2
Amon-Ra St. Brown, Detroit	2
Courtland Sutton, Denver	2
Darren Waller, Las Vegas	2
Ced Wilson, Dallas	2
43 players tied with	1

### TOP QUARTERBACK SACK PERFORMANCES, 2021

	No.
1. Chandler Jones Arizona at Tennessee, Sept. 12	5.0
2. Myles Garrett Cleveland vs. Chicago, Sept. 26	4.5
3. T.J. Watt Pittsburgh vs. Cleveland, Jan. 3	4.0
4. Chris Jones Kansas City vs. Dallas, Nov. 21	3.5
Cameron Jordan New Orleans vs. Carolina, Jan. 2	3.5
T.J. Watt Pittsburgh vs. Baltimore, Dec. 5	3.5
Robert Quinn Chicago vs. Baltimore, Nov. 21	3.5
8. Aaron Donald L.A. Rams at Arizona, Dec. 13	3.0
T.J. Watt Pittsburgh vs. Chicago, Nov. 8	3.0
Jeffery Simmons Tennessee at L.A. Rams, Nov. 7	3.0
Carlos Dunlap Seattle at L.A. Rams, Dec. 21	3.0
Markus Golden Arizona at San Francisco, Nov. 7	3.0
Maxx Crosby Las Vegas at Denver, Oct. 17	3.0
Danielle Hunter Minnesota at Arizona, Sept. 19	3.0
D.J. Wonnum Minnesota at Chicago, Dec. 20	3.0
Jaelan Phillips Miami vs. Carolina, Nov. 28	3.0

*There were 16 three-plus-sack performances in 2021.*

### MOST THREE-SACK PERFORMANCES, 2021

Player, Team	Three-Plus-Sack Games
T.J. Watt, Pittsburgh	3
Maxx Crosby, Las Vegas	1
Aaron Donald, L.A. Rams	1
Carlos Dunlap, Seattle	1
Myles Garrett, Cleveland	1
Markus Golden, Arizona	1
Danielle Hunter, Minnesota	1
Chandler Jones, Arizona	1
Chris Jones, Kansas City	1
Cameron Jordan, New Orleans	1
Jaelan Phillips, Miami	1
Robert Quinn, Chicago	1
Jeffery Simmons, Tennessee	1
D.J. Wonnum, Minnesota	1

*For week-by-week listings of top performances from 1970 to the present, please visit [www.NFL.com/stats/topperformers](http://www.NFL.com/stats/topperformers).*

## 2021 TEAM STATISTICS

### AMERICAN FOOTBALL CONFERENCE OFFENSE

	Bal	Buf	Cin	Cle	Den	Hou	Ind	Jac	KC	LV	LAC	Mia	NE	NYJ	Pit	Ten
<b>First Downs</b>	394	398	337	342	331	266	354	304	419	349	401	325	362	310	323	362
Rushing	159	134	96	138	124	77	154	92	119	95	112	87	139	87	85	134
Passing	209	236	208	177	179	162	167	178	267	217	256	206	187	195	204	194
Penalty	26	28	33	27	28	27	33	34	33	37	33	32	36	28	34	34
<b>Rushes</b>	517	461	436	485	455	420	499	392	431	414	423	442	489	380	411	551
Net Yds. Gained	2479	2209	1742	2471	2025	1422	2540	1755	1955	1617	1834	1568	2151	1667	1583	2404
Avg. Gain	4.8	4.8	4.0	5.1	4.5	3.4	5.1	4.5	4.5	3.9	4.3	3.5	4.4	4.4	3.9	4.4
Avg. Yds. per Game	145.8	129.9	102.5	145.4	119.1	83.6	149.4	103.2	115.0	95.1	107.9	92.2	126.5	98.1	93.1	141.4
<b>Passes Attempted</b>	611	655	555	520	541	546	521	604	675	628	674	615	535	603	664	535
Completed	396	415	384	320	354	354	324	361	448	429	443	404	364	357	425	359
% Completed	64.8	63.4	69.2	61.5	65.4	64.8	62.2	59.8	66.4	68.3	65.7	65.7	68.0	59.2	64.0	67.1
Total Yds. Gained	4267	4450	4806	3619	3856	3630	3588	3674	4937	4808	5014	3936	4098	3959	4017	3745
Times Sacked	57	27	55	49	40	44	32	32	28	40	31	40	28	53	38	47
Yds. Lost	306	166	403	299	263	325	227	238	146	241	214	285	241	418	239	327
Net Yds. Gained	3961	4284	4403	3320	3593	3305	3361	3436	4791	4567	4800	3651	3857	3541	3778	3418
Avg. Yds. per Game	233.0	252.0	259.0	195.3	211.4	194.4	197.7	202.1	281.8	268.6	282.4	214.8	226.9	208.3	222.2	201.1
Net Yds. per Pass Play	5.93	6.28	7.22	5.83	6.18	5.60	6.08	5.40	6.82	6.84	6.81	5.57	6.85	5.40	5.38	5.87
Yds. Gained per Comp.	10.78	10.72	12.52	11.31	10.89	10.25	11.07	10.18	11.02	11.21	11.32	9.74	11.26	11.09	9.45	10.43
<b>Combined Net</b>																
<b>Yds. Gained</b>	6440	6493	6145	5791	5618	4727	5901	5191	6746	6184	6634	5219	6008	5208	5361	5822
% Total Yds. Rushing	38.5	34.0	28.3	42.7	36.0	30.1	43.0	33.8	29.0	26.1	27.6	30.0	35.8	32.0	29.5	41.3
% Total Yds. Passing	61.5	66.0	71.7	57.3	64.0	69.9	57.0	66.2	71.0	73.9	72.4	70.0	64.2	68.0	70.5	58.7
Avg. Yds. per Game	378.8	381.9	361.5	340.6	330.5	278.1	347.1	305.4	396.8	363.8	390.2	307.0	353.4	306.4	315.4	342.5
<b>Ball Control Plays</b>	1185	1143	1046	1054	1036	1010	1052	1028	1134	1082	1128	1097	1052	1036	1113	1133
Avg. Yds. per Play	5.4	5.7	5.9	5.5	5.4	4.7	5.6	5.0	5.9	5.7	5.9	4.8	5.7	5.0	4.8	5.1
Avg. Time of Poss.	32:22	31:34	30:39	30:48	30:48	28:14	31:44	27:22	30:56	30:04	29:11	30:13	30:28	27:35	29:17	32:40
<b>Third Down Efficiency</b>	36.4	46.4	39.6	39.2	38.5	39.7	41.0	35.8	52.2	37.4	45.2	40.8	43.5	36.3	38.9	43.6
<b>Had Intercepted</b>	18	16	14	14	9	15	8	17	13	14	15	14	13	20	11	14
Yds. Opp Returned	157	151	257	175	134	116	49	165	77	193	167	151	262	264	133	252
Ret. by Opp. for TD	1	0	2	0	1	0	1	1	1	2	3	1	3	0	1	0
<b>Punts</b>	71	53	66	67	67	88	59	72	40	64	48	78	52	71	77	58
Yds. Punted	3149	2230	3064	2880	3083	4108	2627	3337	1868	3202	2123	3489	2316	3274	3347	2570
Avg. Yds. per Punt	44.4	42.1	46.4	43.0	46.0	46.7	44.5	46.3	46.7	50.0	44.2	44.7	44.5	46.1	43.5	44.3
<b>Punt Returns</b>	26	37	36	47	28	26	23	19	19	32	18	29	28	17	40	30
Yds. Returned	360	316	261	337	230	188	170	159	228	309	107	190	316	206	370	293
Avg. Yds. per Return	13.8	8.5	7.3	7.2	8.2	7.2	7.4	8.4	12.0	9.7	5.9	6.6	11.3	12.1	9.3	9.8
Returned for TD	0	0	0	0	0	0	0	0	0	0	0	0	0	0	0	0
<b>Kickoff Returns</b>	32	34	33	40	18	43	33	36	30	35	39	19	25	50	38	40
Yds. Returned	737	790	662	828	291	1006	808	799	702	694	976	330	544	1371	849	778
Avg. Yds. per Return	23.0	23.2	20.1	20.7	16.2	23.4	24.5	22.2	23.4	19.8	25.0	17.4	21.8	27.4	22.3	19.5
Returned for TD	0	0	0	0	0	1	0	1	0	0	1	0	0	1	0	0
<b>Fumbles</b>	21	24	18	20	12	18	21	21	23	29	10	29	20	14	19	25
Lost	8	6	7	8	9	7	11	12	12	10	7	12	10	7	9	11
Out of Bounds	3	7	2	2	0	2	1	3	0	3	3	1	1	1	0	0
Own Rec. for TD	1	0	0	0	0	0	0	1	0	0	0	0	0	0	0	1
Opp. Rec. by	6	11	8	6	6	8	14	2	14	9	10	12	7	7	9	6
Opp. Rec. for TD	0	0	1	1	0	0	1	0	2	0	1	2	0	0	0	1
<b>Penalties</b>	102	113	72	112	83	114	76	104	111	124	116	105	95	103	106	103
Yds. Penalized	852	980	620	1035	711	978	688	856	925	1104	1033	825	854	860	831	973
<b>Total Points Scored</b>	387	483	460	349	335	280	451	253	480	374	474	341	462	310	343	419
Total TDs	41	57	54	43	37	31	52	28	57	37	58	39	51	36	34	49
TDs Rushing	18	20	16	20	16	8	22	13	16	14	18	12	24	14	10	23
TDs Passing	21	36	36	21	20	21	27	12	37	23	38	21	24	20	23	22
TDs on Ret. and Rec.	2	1	2	2	1	2	3	3	4	0	2	6	3	2	1	4
Extra Point Kicks	32	51	47	37	33	25	46	18	50	30	40	34	42	23	27	43
Extra Point Kicks Att.	32	51	49	39	34	29	47	22	53	33	47	35	47	27	29	47
2Pt Conversions	2	3	1	3	1	2	2	2	2	0	7	2	3	4	2	2
2Pt Conversions Att.	8	6	5	4	3	2	5	6	3	3	11	3	4	9	5	2
Safetyes	0	0	0	0	0	1	1	0	0	1	0	0	0	0	0	0
Field Goals Made	35	28	29	16	26	21	29	21	28	40	24	23	36	21	36	26
Field Goals Attempted	37	32	34	22	31	27	35	27	32	43	27	31	39	27	40	32
% Successful	94.6	87.5	85.3	72.7	83.9	77.8	82.9	77.8	87.5	93.0	88.9	74.2	92.3	77.8	90.0	81.3



## 2021 TEAM STATISTICS

### AMERICAN FOOTBALL CONFERENCE DEFENSE

	Bal	Buf	Cin	Cle	Den	Hou	Ind	Jac	KC	LV	LAC	Mia	NE	NYJ	Pit	Ten
<b>First Downs</b>	340	285	339	327	312	382	334	351	363	349	383	337	308	401	354	331
Rushing	81	108	107	108	99	135	101	124	121	109	144	106	111	129	144	90
Passing	232	138	213	184	192	218	213	198	209	202	199	199	176	234	186	204
Penalty	27	39	19	35	21	29	20	29	33	38	40	32	21	38	24	37
<b>Rushes</b>	378	442	407	437	441	523	420	493	419	462	509	425	464	525	498	368
Net Yds. Gained	1436	1866	1742	1857	1892	2418	1854	2127	1999	1943	2361	1867	2103	2351	2483	1438
Avg. Gain	3.8	4.2	4.3	4.2	4.3	4.6	4.4	4.3	4.8	4.2	4.6	4.4	4.5	4.5	5.0	3.9
Avg. Yds. per Game	84.5	109.8	102.5	109.2	111.3	142.2	109.1	125.1	117.6	114.3	138.9	109.8	123.7	138.3	146.1	84.6
<b>Passes Attempted</b>	621	530	626	576	562	546	597	543	610	606	559	608	538	587	563	628
Completed	397	297	420	367	341	363	390	377	401	400	357	373	319	401	355	395
% Completed	63.9	56.0	67.1	63.7	60.7	66.5	65.3	69.4	65.7	66.0	63.9	61.3	59.3	68.3	63.1	62.9
Total Yds. Gained	4986	3047	4498	3712	3901	4342	4203	4111	4482	3996	3992	4251	3437	4682	3977	4485
Times Sacked	34	42	42	43	36	32	33	32	31	35	35	48	36	33	55	43
Yds. Lost	244	276	276	273	249	225	223	236	209	207	231	380	256	273	321	316
Net Yds. Gained	4742	2771	4222	3439	3652	4117	3980	3875	4273	3789	3761	3871	3181	4409	3656	4169
Avg. Yds. per Game	278.9	163.0	248.4	202.3	214.8	242.2	234.1	227.9	251.4	222.9	221.2	227.7	187.1	259.4	215.1	245.2
Net Yds. per Pass Play	7.24	4.84	6.32	5.56	6.11	7.12	6.32	6.74	6.67	5.91	6.33	5.90	5.54	7.11	5.92	6.21
Yds. Gained per Comp.	12.56	10.26	10.71	10.11	11.44	11.96	10.78	10.90	11.18	9.99	11.18	11.40	10.77	11.68	11.20	11.35
<b>Combined Net Yds. Gained</b>	6178	4637	5964	5296	5544	6535	5834	6002	6272	5732	6122	5738	5284	6760	6139	5607
% Total Yds. Rushing	23.2	40.2	29.2	35.1	34.1	37.0	31.8	35.4	31.9	33.9	38.6	32.5	39.8	34.8	40.4	25.6
% Total Yds. Passing	76.8	59.8	70.8	64.9	65.9	63.0	68.2	64.6	68.1	66.1	61.4	67.5	60.2	65.2	59.6	74.4
Avg. Yds. per Game	363.4	272.8	350.8	311.5	326.1	384.4	343.2	353.1	368.9	337.2	360.1	337.5	310.8	397.6	361.1	329.8
<b>Ball Control Plays</b>	1033	1014	1075	1056	1039	1101	1050	1068	1060	1103	1103	1081	1038	1145	1116	1039
Avg. Yds. per Play	6.0	4.6	5.5	5.0	5.3	5.9	5.6	5.6	5.9	5.2	5.6	5.3	5.1	5.9	5.5	5.4
Avg. Time of Poss.	27:38	28:26	29:21	29:12	29:12	31:46	28:16	32:38	29:04	29:56	30:49	29:47	29:32	32:25	30:43	27:20
<b>Third Down Efficiency</b>	34.8	30.8	41.6	39.3	44.9	43.2	40.5	43.0	40.2	39.6	49.5	41.1	36.5	44.4	37.1	36.7
<b>Intercepted By</b>	9	19	13	13	13	17	19	7	15	6	11	14	23	7	13	16
Yds. Returned By	38	238	266	148	221	295	175	57	160	68	70	175	322	114	105	128
Returned for TD	1	1	1	1	1	1	0	0	2	0	0	3	3	1	0	2
<b>Punts</b>	83	75	74	71	60	57	62	64	52	68	46	75	55	59	78	67
Yds. Punted	3788	3394	3279	3425	3021	2513	2750	2882	2502	3173	2104	3308	2580	2475	3473	2986
Avg. Yds. per Punt	45.6	45.3	44.3	48.2	50.4	44.1	44.4	45.0	48.1	46.7	45.7	44.1	46.9	41.9	44.5	44.6
<b>Punt Returns</b>	31	17	28	30	24	45	28	22	17	28	30	30	16	29	32	22
Yds. Returned	228	96	235	257	154	355	267	180	84	341	329	262	138	306	308	223
Avg. Yds. per Return	7.4	5.6	8.4	8.6	6.4	7.9	9.5	8.2	4.9	12.2	11.0	8.7	8.6	10.6	9.6	10.1
Returned for TD	0	0	0	0	0	0	0	0	0	0	0	0	0	0	0	0
<b>Kickoff Returns</b>	39	41	37	39	14	32	46	38	35	33	36	21	55	22	46	40
Yds. Returned	724	739	804	791	551	653	988	1115	658	742	748	435	1166	392	1100	816
Avg. Yds. per Return	18.6	18.0	21.7	20.3	39.4	20.4	21.5	29.3	18.8	22.5	20.8	20.7	21.2	17.8	23.9	20.4
Returned for TD	1	0	0	0	2	0	0	3	0	1	0	0	0	0	0	0
<b>Fumbles</b>	13	23	21	24	12	25	26	12	25	21	23	20	14	26	23	21
Lost	6	11	8	6	6	8	14	2	14	9	10	12	7	7	9	6
Out of Bounds	1	0	1	1	0	3	2	2	2	4	4	2	1	3	3	3
Own Rec. for TD	0	0	0	0	0	1	0	0	1	0	0	0	0	1	0	0
Opp. Rec. by	8	6	7	8	9	7	11	12	12	10	6	12	10	7	9	11
Opp. Rec. for TD	2	0	1	1	2	0	0	1	0	1	0	0	1	0	1	0
<b>Penalties</b>	98	102	116	98	104	89	109	104	116	99	99	109	100	84	123	118
Yds. Penalized	882	844	946	877	922	790	978	879	911	1021	835	991	831	814	1017	1070
<b>Total Points Scored</b>	392	289	376	371	322	452	365	457	364	439	459	373	303	504	398	354
Total TDs	48	32	44	43	36	53	43	52	44	51	52	40	35	57	43	38
TDs Rushing	13	19	15	13	9	25	10	22	15	18	22	16	9	28	17	14
TDs Passing	31	12	26	29	22	27	32	24	27	29	27	23	21	28	24	24
TDs on Ret. and Rec.	4	1	3	1	5	1	1	6	2	4	3	1	5	1	2	0
Extra Point Kicks	39	26	37	33	28	44	31	47	36	44	43	38	27	50	38	29
Extra Point Kicks Att.	42	26	39	35	29	48	34	50	39	46	44	39	30	53	41	34
2Pt Conversions	1	3	3	1	3	3	5	1	2	4	4	0	0	2	0	2
2Pt Conversions Att.	5	5	4	8	6	5	8	2	5	5	7	1	3	4	2	4
Safeties	0	1	0	0	0	0	0	0	0	0	0	1	0	0	0	0
Field Goals Made	21	21	23	26	24	28	22	32	20	27	32	31	22	36	34	31
Field Goals Attempted	28	23	31	27	31	32	27	36	24	33	35	37	33	39	38	38
% Successful	75.0	91.3	74.2	96.3	77.4	87.5	81.5	88.9	83.3	81.8	91.4	83.8	66.7	92.3	89.5	81.6

## 2021 TEAM STATISTICS

### NATIONAL FOOTBALL CONFERENCE OFFENSE

	Ari	Atl	Car	Chi	Dal	Det	GB	LAR	Min	NO	NYG	Phi	SF	Sea	TB	Was
<b>First Downs</b>	367	306	322	333	390	329	375	355	332	307	299	352	361	302	404	345
Rushing	127	75	118	119	111	104	109	99	103	113	90	163	130	106	106	129
Passing	214	196	174	180	248	193	235	232	202	165	171	167	200	166	273	181
Penalty	26	35	30	34	31	32	31	23	27	29	38	22	31	30	25	35
<b>Rushes</b>	496	393	455	475	473	427	446	420	449	510	419	550	499	413	385	477
Net Yds. Gained	2076	1451	1842	2018	2119	1886	1900	1683	1930	1991	1688	2715	2166	2074	1672	2061
Avg. Gain	4.2	3.7	4.0	4.2	4.5	4.4	4.3	4.0	4.3	3.9	4.0	4.9	4.3	5.0	4.3	4.3
Avg. Yds. per Game	122.1	85.4	108.4	118.7	124.6	110.9	111.8	99.0	113.5	117.1	99.3	159.7	127.4	122.0	98.4	121.2
<b>Passes Attempted</b>	591	573	599	542	647	593	593	607	604	504	593	494	514	495	731	550
Completed	415	377	348	332	444	396	402	406	398	293	351	307	343	324	492	356
% Completed	70.2	65.8	58.1	61.3	68.6	66.8	67.8	66.9	65.9	58.1	59.2	62.1	66.7	65.5	67.3	64.7
Total Yds. Gained	4619	3987	3573	3635	4963	3884	4526	4893	4450	3437	3463	3585	4437	3815	5383	3746
Times Sacked	39	40	52	58	33	36	33	31	30	37	38	31	33	46	23	43
Yds. Lost	343	274	334	428	163	286	211	251	212	251	267	181	216	383	154	305
Net Yds. Gained	4276	3713	3239	3207	4800	3598	4315	4642	4238	3186	3196	3404	4221	3432	5229	3441
Avg. Yds. per Game	251.5	218.4	190.5	188.6	282.4	211.6	253.8	273.1	249.3	187.4	188.0	200.2	248.3	201.9	307.6	202.4
Net Yds. per Pass Play	6.79	6.06	4.98	5.35	7.06	5.72	6.89	7.28	6.68	5.89	5.06	6.48	7.72	6.34	6.94	5.80
Yds. Gained per Comp.	11.13	10.58	10.27	10.95	11.18	9.81	11.26	12.05	11.18	11.73	9.87	11.68	12.94	11.77	10.94	10.52
<b>Combined Net</b>																
<b>Yds. Gained</b>	6352	5164	5081	5225	6919	5484	6215	6325	6168	5177	4884	6119	6387	5506	6901	5502
% Total Yds. Rushing	32.7	28.1	36.3	38.6	30.6	34.4	30.6	26.6	31.3	38.5	34.6	44.4	33.9	37.7	24.2	37.5
% Total Yds. Passing	67.3	71.9	63.7	61.4	69.4	65.6	69.4	73.4	68.7	61.5	65.4	55.6	66.1	62.3	75.8	62.5
Avg. Yds. per Game	373.6	303.8	298.9	307.4	407.0	322.6	365.6	372.1	362.8	304.5	287.3	359.9	375.7	323.9	405.9	323.6
<b>Ball Control Plays</b>	1126	1006	1106	1075	1153	1056	1072	1058	1083	1051	1050	1075	1046	954	1139	1070
Avg. Yds. per Play	5.6	5.1	4.6	4.9	6.0	5.2	5.8	6.0	5.7	4.9	4.7	5.7	6.1	5.8	6.1	5.1
Avg. Time of Poss.	31:15	28:10	30:36	30:20	30:20	28:55	32:43	28:49	28:57	30:28	28:34	29:55	30:40	25:15	30:21	30:44
<b>Third Down Efficiency</b>	45.2	38.9	35.7	34.7	43.4	34.7	43.6	43.9	36.4	35.5	36.5	45.7	40.2	37.3	47.1	38.8
<b>Had Intercepted</b>	11	15	21	20	11	14	7	18	7	13	20	10	14	7	12	15
Yds. Opp Returned	228	118	310	363	145	116	154	181	115	196	267	107	136	40	201	127
Ret. by Opp. for TD	1	3	2	2	1	1	0	4	0	3	3	1	0	0	2	1
<b>Punts</b>	52	66	75	62	65	65	53	51	79	83	74	55	59	83	62	63
Yds. Punted	2540	2998	3184	2865	3143	3198	2467	2252	3624	3956	3283	2416	2656	3895	2605	2985
Avg. Yds. per Punt	48.8	45.4	42.5	46.2	48.4	49.2	46.5	44.2	45.9	47.7	44.4	43.9	45.0	46.9	42.0	47.4
<b>Punt Returns</b>	26	23	24	29	28	22	25	19	26	35	26	33	34	23	35	16
Yds. Returned	238	189	213	338	185	236	199	215	206	349	197	239	279	192	250	134
Avg. Yds. per Return	9.2	8.2	8.9	11.7	6.6	10.7	8.0	11.3	7.9	10.0	7.6	7.2	8.2	8.3	7.1	8.4
Returned for TD	0	0	0	1	0	0	0	1	0	0	0	0	0	0	0	0
<b>Kickoff Returns</b>	29	46	28	51	29	36	30	34	32	37	33	34	34	38	30	36
Yds. Returned	611	999	620	1180	719	880	531	686	849	838	683	630	642	894	592	904
Avg. Yds. per Return	21.1	21.7	22.1	23.1	24.8	24.4	17.7	20.2	26.5	22.6	20.7	18.5	18.9	23.5	19.7	25.1
Returned for TD	0	0	0	0	1	0	0	0	2	0	0	0	0	1	0	1
<b>Fumbles</b>	30	24	20	25	26	17	18	12	21	14	23	22	23	17	12	25
Lost	4	11	8	9	9	9	6	5	6	5	10	6	10	6	7	9
Out of Bounds	3	2	0	2	2	1	2	1	2	3	1	4	2	1	2	1
Own Rec. for TD	0	0	0	0	0	0	0	0	0	0	0	0	0	0	0	0
Opp. Rec. by	14	8	7	8	8	8	8	6	8	7	7	4	11	7	12	7
Opp. Rec. for TD	1	0	0	1	1	0	0	0	0	0	0	3	0	0	0	0
<b>Penalties</b>	114	92	107	106	127	105	69	76	111	98	88	107	102	97	97	82
Yds. Penalized	990	753	864	914	1103	824	678	637	1043	811	674	842	1066	803	874	743
<b>Total Points Scored</b>	449	313	304	311	530	325	450	460	425	364	258	444	427	395	511	335
Total TDs	52	33	32	33	64	35	54	52	48	43	24	50	50	49	63	37
TDs Rushing	23	11	17	14	15	12	13	10	10	12	8	25	22	18	18	13
TDs Passing	27	20	14	16	40	23	39	41	34	29	15	20	26	30	43	21
TDs on Ret. and Rec.	2	2	1	3	9	0	2	1	4	2	1	5	2	1	2	3
Extra Point Kicks	47	30	26	27	47	27	49	48	36	31	17	44	42	44	56	25
Extra Point Kicks Att.	49	30	28	28	53	28	51	49	40	38	17	44	46	47	59	29
2Pt Conversions	0	1	3	3	6	5	1	2	1	0	4	5	2	1	1	2
2Pt Conversions Att.	3	3	4	4	10	6	3	3	7	5	5	6	3	2	3	8
Safetyes	0	1	1	1	0	0	0	0	0	0	1	0	0	1	0	0
Field Goals Made	30	27	26	26	29	26	25	32	33	25	29	30	27	17	25	28
Field Goals Attempted	37	29	29	30	35	30	34	34	38	30	33	33	32	23	31	33
% Successful	81.1	93.1	89.7	86.7	82.9	86.7	73.5	94.1	86.8	83.3	87.9	90.9	84.4	73.9	80.6	84.8

## 2021 TEAM STATISTICS

### NATIONAL FOOTBALL CONFERENCE DEFENSE

	Ari	Atl	Car	Chi	Dal	Det	GB	LAR	Min	NO	NYG	Phi	SF	Sea	TB	Was
<b>First Downs</b>	367	306	322	333	390	329	375	355	332	307	299	352	361	302	404	345
Rushing	127	75	118	119	111	104	109	99	103	113	90	163	130	106	106	129
Passing	214	196	174	180	248	193	235	233	202	165	171	167	200	166	273	181
Penalty	26	35	30	34	31	32	31	23	27	29	38	22	31	30	25	35
<b>Rushes</b>	496	393	455	475	473	427	446	420	449	510	419	550	499	413	385	477
Net Yds. Gained	2076	1451	1842	2018	2119	1886	1900	1683	1930	1991	1688	2715	2166	2074	1672	2061
Avg. Gain	4.2	3.7	4.0	4.2	4.5	4.4	4.3	4.0	4.3	3.9	4.0	4.9	4.3	5.0	4.3	4.3
Avg. Yds. per Game	122.1	85.4	108.4	118.7	124.6	110.9	111.8	99.0	113.5	117.1	99.3	159.7	127.4	122.0	98.4	121.2
<b>Passes Attempted</b>	591	573	599	542	647	593	593	607	604	504	593	494	514	495	731	550
Completed	415	377	348	332	444	396	402	406	398	293	351	307	343	324	492	356
% Completed	70.2	65.8	58.1	61.3	68.6	66.8	67.8	66.9	65.9	58.1	59.2	62.1	66.7	65.5	67.3	64.7
Total Yds. Gained	4619	3987	3573	3635	4963	3884	4526	4893	4450	3437	3463	3585	4437	3815	5383	3746
Times Sacked	39	40	52	58	33	36	33	31	30	37	38	31	33	46	23	43
Yds. Lost	343	274	334	428	163	286	211	251	212	251	267	181	216	383	154	305
Net Yds. Gained	4276	3713	3239	3207	4800	3598	4315	4642	4238	3186	3196	3404	4221	3432	5229	3441
Avg. Yds. per Game	251.5	218.4	190.5	188.6	282.4	211.6	253.8	273.1	249.3	187.4	188.0	200.2	248.3	201.9	307.6	202.4
Net Yds. per Pass Play	6.79	6.06	4.98	5.35	7.06	5.72	6.89	7.28	6.68	5.89	5.06	6.48	7.72	6.34	6.94	5.80
Yds. Gained per Comp.	11.13	10.58	10.27	10.95	11.18	9.81	11.26	12.05	11.18	11.73	9.87	11.68	12.94	11.77	10.94	10.52
<b>Combined Net</b>																
Yds. Gained	6352	5164	5081	5225	6919	5484	6215	6325	6168	5177	4884	6119	6387	5506	6901	5502
% Total Yds. Rushing	32.7	28.1	36.3	38.6	30.6	34.4	30.6	26.6	31.3	38.5	34.6	44.4	33.9	37.7	24.2	37.5
% Total Yds. Passing	67.3	71.9	63.7	61.4	69.4	65.6	69.4	73.4	68.7	61.5	65.4	55.6	66.1	62.3	75.8	62.5
Avg. Yds. per Game	373.6	303.8	298.9	307.4	407.0	322.6	365.6	372.1	362.8	304.5	287.3	359.9	375.7	323.9	405.9	323.6
<b>Ball Control Plays</b>	1126	1006	1106	1075	1153	1056	1072	1058	1083	1051	1050	1075	1046	954	1139	1070
Avg. Yds. per Play	5.6	5.1	4.6	4.9	6.0	5.2	5.8	6.0	5.7	4.9	4.7	5.7	6.1	5.8	6.1	5.1
Avg. Time of Poss.	31:15	28:10	30:36	30:20	30:20	28:55	32:43	28:49	28:57	30:28	28:34	29:55	30:40	25:15	30:21	30:44
<b>Third Down Efficiency</b>	45.2	38.9	35.7	34.7	43.4	34.7	43.6	43.9	36.4	35.5	36.5	45.7	40.2	37.3	47.1	38.8
<b>Had Intercepted</b>	11	15	21	20	11	14	7	18	7	13	20	10	14	7	12	15
Yds. Opp Returned	228	118	310	363	145	116	154	181	115	196	267	107	136	40	201	127
Ret. by Opp. for TD	1	3	2	2	1	1	0	4	0	3	3	1	0	0	2	1
<b>Punts</b>	52	66	75	62	65	65	53	51	79	83	74	55	59	83	62	63
Yds. Punted	2540	2998	3184	2865	3143	3198	2467	2252	3624	3956	3283	2416	2656	3895	2605	2985
Avg. Yds. per Punt	48.8	45.4	42.5	46.2	48.4	49.2	46.5	44.2	45.9	47.7	44.4	43.9	45.0	46.9	42.0	47.4
<b>Punt Returns</b>	26	23	24	29	28	22	25	19	26	35	26	33	34	23	35	16
Yds. Returned	238	189	213	338	185	236	199	215	206	349	197	239	279	192	250	134
Avg. Yds. per Return	9.2	8.2	8.9	11.7	6.6	10.7	8.0	11.3	7.9	10.0	7.6	7.2	8.2	8.3	7.1	8.4
Returned for TD	0	0	0	1	0	0	0	1	0	0	0	0	0	0	0	0
<b>Kickoff Returns</b>	29	46	28	51	29	36	30	34	32	37	33	34	34	38	30	36
Yds. Returned	611	999	620	1180	719	880	531	686	849	838	683	630	642	894	592	904
Avg. Yds. per Return	21.1	21.7	22.1	23.1	24.8	24.4	17.7	20.2	26.5	22.6	20.7	18.5	18.9	23.5	19.7	25.1
Returned for TD	0	0	0	0	1	0	0	0	2	0	0	0	0	1	0	1
<b>Fumbles</b>	30	24	20	25	26	17	18	12	21	14	23	22	23	17	12	25
Lost	4	11	8	9	9	9	6	5	6	5	10	6	10	6	7	9
Out of Bounds	3	2	0	2	2	1	2	1	2	3	1	4	2	1	2	1
Own Rec. for TD	0	0	0	0	0	0	0	0	0	0	0	0	0	0	0	0
Opp. Rec. by	14	8	7	8	8	8	8	6	8	7	7	4	11	7	12	7
Opp. Rec. for TD	1	0	0	1	1	0	0	0	0	0	0	3	0	0	0	0
<b>Penalties</b>	114	92	107	106	127	105	69	76	111	98	88	107	102	97	97	82
Yds. Penalized	990	753	864	914	1103	824	678	637	1043	811	674	842	1066	803	874	743
<b>Total Points Scored</b>	449	313	304	311	530	325	450	460	425	364	258	444	427	395	511	335
Total TDs	52	33	32	33	64	35	54	52	48	43	24	50	50	49	63	37
TDs Rushing	23	11	17	14	15	12	13	10	10	12	8	25	22	18	18	13
TDs Passing	27	20	14	16	40	23	39	41	34	29	15	20	26	30	43	21
TDs on Ret. and Rec.	2	2	1	3	9	0	2	1	4	2	1	5	2	1	2	3
Extra Point Kicks	47	30	26	27	47	27	49	48	36	31	17	44	42	44	56	25
Extra Point Kicks Att.	49	30	28	28	53	28	51	49	40	38	17	44	46	47	59	29
2Pt Conversions	0	1	3	3	6	5	1	2	1	0	4	5	2	1	1	2
2Pt Conversions Att.	3	3	4	4	10	6	3	3	7	5	5	6	3	2	3	8
Safetyes	0	1	1	1	0	0	0	0	0	0	1	0	0	1	0	0
Field Goals Made	30	27	26	26	29	26	25	32	33	25	29	30	27	17	25	28
Field Goals Attempted	37	29	29	30	35	30	34	34	38	30	33	33	32	23	31	33
% Successful	81.1	93.1	89.7	86.7	82.9	86.7	73.5	94.1	86.8	83.3	87.9	90.9	84.4	73.9	80.6	84.8

## 2021 TEAM STATISTICS

### AFC, NFC & NFL SUMMARY

	AFC		AFC		NFC		NFC		NFL	
	Offense	AFC Average	Defense	AFC Average	Offense	NFC Average	Defense	NFC Average	Total	NFL Average
<b>First Downs</b>	5577	348.6	5496	343.5	5479	342.4	5560	347.5	11056	345.5
Rushing	1832	114.5	1817	113.6	1802	112.6	1817	113.6	3634	113.6
Passing	3242	202.6	3197	199.8	3198	199.9	3243	202.7	6440	201.3
Penalty	503	31.4	482	30.1	479	29.9	500	31.3	982	30.7
<b>Rushes</b>	7206	450.4	7211	450.7	7287	455.4	7282	455.1	14493	452.9
Net Yds. Gained	31422	1963.9	31737	1983.6	31272	1954.5	30957	1934.8	62694	1959.2
Avg. Gain	----	4.4	----	4.4	----	4.3	----	4.3	----	4.3
Avg. Yds. per Game	----	115.5	----	116.7	----	115.0	----	113.8	----	115.2
<b>Passes Attempted</b>	9482	592.6	9300	581.3	9230	576.9	9412	588.3	18712	584.8
Completed	6137	383.6	5953	372.1	5984	374.0	6168	385.5	12121	378.8
% Completed	----	64.7	----	64.0	----	64.8	----	65.5	----	64.8
Total Yds. Gained	66404	4150.3	66102	4131.4	66396	4149.8	66698	4168.6	132800	4150.0
Times Sacked	641	40.1	610	38.1	603	37.7	634	39.6	1244	38.9
Yds. Lost	4338	271.1	4195	262.2	4259	266.2	4402	275.1	8597	268.7
Net Yds. Gained	62066	3879.1	61907	3869.2	62137	3883.6	62296	3893.5	124203	3881.3
Avg. Yds. per Game	----	228.2	----	227.6	----	228.4	----	229.0	----	228.3
Net Yds. per Pass Play	----	6.13	----	6.25	----	6.32	----	6.20	----	6.22
Yds. Gained per Comp.	----	10.82	----	11.10	----	11.10	----	10.81	----	10.96
<b>Combined Net Yds. Gained</b>	93488	5843.0	93644	5852.8	93409	5838.1	93253	5828.3	186897	5840.5
% Total Yds. Rushing	----	33.6	----	33.9	----	33.5	----	33.2	----	33.5
% Total Yds. Passing	----	66.4	----	66.1	----	66.5	----	66.8	----	66.5
Avg. Yds. per Game	----	343.7	----	344.3	----	343.4	----	342.8	----	343.6
<b>Ball Control Plays</b>	17329	1083.1	17121	1070.1	17120	1070.0	17328	1083.0	34449	1076.5
Avg. Yds. per Play	----	5.4	----	5.5	----	5.5	----	5.4	----	5.4
<b>Third Down Efficiency</b>	----	40.9	----	40.2	----	39.8	----	40.5	----	40.4
<b>Interceptions</b>	225	14.1	215	13.4	215	13.4	225	14.1	440	13.8
Yds. Returned	2703	168.9	2580	161.3	2804	175.3	2927	182.9	5507	172.1
Returned for TD	17	1.1	17	1.1	24	1.5	24	1.5	41	1.3
<b>Punts</b>	1031	64.4	1046	65.4	1047	65.4	1032	64.5	2078	64.9
Yds. Punted	46667	2916.7	47653	2978.3	48067	3004.2	47081	2942.6	94734	2960.4
Avg. Yds. per Punt	----	45.3	----	45.6	----	45.9	----	45.6	----	45.6
<b>Punt Returns</b>	455	28.4	429	26.8	424	26.5	450	28.1	879	27.5
Yds. Returned	4040	252.5	3763	235.2	3659	228.7	3936	246.0	7699	240.6
Avg. Yds. per Return	----	8.9	----	8.8	----	8.6	----	8.7	----	8.8
Returned for TD	0	0.0	0	0.0	2	0.1	2	0.1	2	0.1
<b>Kickoff Returns</b>	545	34.1	574	35.9	557	34.8	528	33.0	1102	34.4
Yds. Returned	12165	760.3	12422	776.4	12258	766.1	12001	750.1	24423	763.2
Avg. Yds. per Return	----	22.3	----	21.6	----	22.0	----	22.7	----	22.2
Returned for TD	4	0.3	7	0.4	5	0.3	2	0.1	9	0.3
<b>Fumbles</b>	324	20.3	329	20.6	329	20.6	324	20.3	653	20.4
Lost	146	9.1	135	8.4	120	7.5	131	8.2	266	8.3
Out of Bounds	29	1.8	32	2.0	29	1.8	26	1.6	58	1.8
Own Rec. for TD	3	0.2	3	0.2	0	0.0	0	0.0	3	0.1
Opp. Rec.	135	8.4	145	9.1	130	8.1	120	7.5	265	8.3
Opp. Rec. for TD	9	0.6	10	0.6	6	0.4	5	0.3	15	0.5
<b>Penalties</b>	1639	102.4	1668	104.3	1578	98.6	1549	96.8	3217	100.5
Yds. Penalized	14125	882.8	14608	913.0	13619	851.2	13136	821.0	27744	867.0
<b>Total Points Scored</b>	6201	387.6	6218	388.6	6301	393.8	6284	392.8	12502	390.7
Total TDs	704	44.0	711	44.4	719	44.9	712	44.5	1423	44.5
TDs Rushing	264	16.5	265	16.6	241	15.1	240	15.0	505	15.8
TDs Passing	402	25.1	406	25.4	438	27.4	434	27.1	840	26.3
TDs on Ret. and Rec.	38	2.4	40	2.5	40	2.5	38	2.4	78	2.4
Extra Point Kicks	578	36.1	590	36.9	596	37.3	584	36.5	1174	36.7
Extra Point Kicks Att.	621	38.8	629	39.3	636	39.8	628	39.3	1257	39.3
2Pt Conversions	38	2.4	34	2.1	37	2.3	41	2.6	75	2.3
2Pt Conversions Att.	79	4.9	74	4.6	75	4.7	80	5.0	154	4.8
Safetyes	3	0.2	2	0.1	5	0.3	6	0.4	8	0.3
Field Goals Made	439	27.4	430	26.9	435	27.2	444	27.8	874	27.3
Field Goals Attempted	516	32.3	512	32.0	511	31.9	515	32.2	1027	32.1
% Successful	----	85.1	----	84.0	----	85.1	----	86.2	----	85.1

## 2021 TEAM STATISTICS

### 2021 CLUB LEADERS

	Offense	Defense
<b>First Downs</b>	Kansas City 419	Buffalo 285
Rushing	Philadelphia 163	Baltimore 81
Passing	Tampa Bay 273	Buffalo 138
Penalty	N.Y. Giants 38	Cincinnati 19
<b>Rushes</b>	Tennessee 55	Tampa Bay 366
Net Yds. Gained	Philadelphia 2715	Baltimore 1436
Avg. Gain	Cleveland 5.1	New Orleans 3.7
<b>Passes Attempted</b>	Tampa Bay 731	Chicago 477
Completed	Tampa Bay 492	Buffalo 297
% Completed	Arizona 70.2	Buffalo 56.0
Total Yds. Gained	Tampa Bay 5383	Buffalo 3047
Times Sacked	Tampa Bay 23	Pittsburgh 55
Yds. Lost	Kansas City 146	Miami 380
Net Yds. Gained	Tampa Bay 5229	Buffalo 2771
Net Yds. per Pass Play	San Francisco 7.7	Buffalo 4.8
Yds. Gained per Comp.	San Francisco 12.9	Philadelphia 9.7
<b>Combined Net Yds. Gained</b>	Dallas 6919	Buffalo 4637
% Total Yds. Rushing	Philadelphia 44.4	Baltimore 23.2
% Total Yds. Passing	Tampa Bay 75.8	Pittsburgh 59.6
<b>Ball Control Plays</b>	Baltimore 1185	Chicago 1009
Avg. Yds. per Play	San Francisco 6.1	Buffalo 4.6
Avg. Time of Poss.	Green Bay 32:43	---
<b>Third Down Efficiency</b>	Kansas City 52.2	Buffalo 30.8
<b>Interceptions</b>	---	Dallas 26
Yds. Returned	---	Dallas 405
Returned for TD	---	Dallas 5
<b>Punts</b>	Houston 88	---
Yds. Punted	Houston 4108	---
Avg. Yds. per Punt	Las Vegas 50.0	---
<b>Punt Returns</b>	Cleveland 47	L.A. Rams 9
Yds. Returned	Pittsburgh 370	L.A. Rams 60
Avg. Yds. per Return	Baltimore 13.8	Kansas City 4.9
Returned for TD	Chicago & L.A. Rams 1	---
<b>Kickoff Returns</b>	Chicago 51	Denver 14
Yds. Returned	N.Y. Jets 1371	Minnesota 383
Avg. Yds. per Return	N.Y. Jets 27.4	N.Y. Giants 17.8
Returned for TD	Minnesota 2	---
<b>Total Points Scored</b>	Dallas 530	Buffalo 289
Total TDs	Dallas 64	Buffalo 32
TDs Rushing	Philadelphia 25	Denver & New England 9
TDs Passing	Tampa Bay 43	Buffalo 12
TDs on Ret. and Rec.	Dallas 9	Tennessee 0
Extra Point Kicks	Tampa Bay 56	Buffalo 26
2-Point Conversions	L.A. Chargers 7	---
Safeties	Atlanta, Carolina, Chicago, Houston, Indianapolis, Las Vegas, N.Y. Giants & Seattle 1	---
Field Goals Made	Las Vegas 40	Green Bay 19
Field Goals Attempted	Las Vegas 43	Green Bay 22
% Successful	Baltimore 94.6	New England 66.7

### NFL CLUB RANKINGS BY YARDS

	Offense			Defense		
	Total	Rush	Pass	Total	Rush	Pass
Arizona	8	10	10	11	20	7
Atlanta	29	31	16	26	27	18
Baltimore	6	3	13	25	*1	32
Buffalo	5	6	9	*1	13	*1
Carolina	30	20	29	2	18	4
Chicago	24	14	30	6	23T	3
Cincinnati	13	23	7	18	5	26
Cleveland	18	4	27	5	12	5
Dallas	*1	9	21	19	16	20
Denver	19	13	19	8	15	8
Detroit	22	19	18	29	28	24
Green Bay	10	18	8	9	11	10
Houston	32	32	28	31	31	23
Indianapolis	16	2	26	16	10	19
Jacksonville	27	22	22	20	23T	17
Kansas City	3	16	4	27	21	27
Las Vegas	11	28	6	14	19	13
L.A. Chargers	4	21	2T	23	30	12
L.A. Rams	9	25	5	17	6	22
Miami	25	30	17	15	14	16
Minnesota	12	17	11	30	26	28
New England	15	8	14	4	22	2
New Orleans	28	15	32	7	4	14
N.Y. Giants	31	24	31	21	25	15
N.Y. Jets	26	27	20	32	29	30
Philadelphia	14	*1	25	10	9	11
Pittsburgh	23	29	15	24	32	9
San Francisco	7	7	12	3	7	6
Seattle	20	11	23	28	17	31
Tampa Bay	2	26	*1	13	3	21
Tennessee	17	5	24	12	2	25
Washington	21	12	21	22	8	29

### AFC TAKEAWAYS/GIVEAWAYS

	Takeaways			Giveaways			Net Diff.
	Int	Fum	Total	Int	Fum	Total	
Indianapolis	19	14	33	8	11	19	+14
Buffalo	19	11	30	16	6	22	+8
New England	23	7	30	13	10	23	+7
Kansas City	15	14	29	13	12	25	+4
Houston	17	8	25	15	7	22	+3
Pittsburgh	13	9	22	11	9	20	+2
Denver	13	6	19	9	9	18	+1
Cincinnati	13	8	21	14	7	21	0
Miami	14	12	26	14	12	26	0
L.A. Chargers	11	10	21	15	7	22	-1
Cleveland	13	6	19	14	8	22	-3
Tennessee	16	6	22	14	11	25	-3
Las Vegas	6	9	15	14	10	24	-9
Baltimore	9	6	15	18	8	26	-11
N.Y. Jets	7	7	14	20	7	27	-13
Jacksonville	7	2	9	17	12	29	-20
<b>Totals</b>	<b>215</b>	<b>135</b>	<b>350</b>	<b>225</b>	<b>146</b>	<b>371</b>	<b>-21</b>

### NFC TAKEAWAYS/GIVEAWAYS

	Takeaways			Giveaways			Net Diff.
	Int	Fum	Total	Int	Fum	Total	
Dallas	26	8	34	11	9	20	+14
Green Bay	18	8	26	7	6	13	+13
Arizona	13	14	27	11	4	15	+12
Minnesota	16	8	24	7	6	13	+11
Tampa Bay	17	12	29	12	7	19	+10
New Orleans	18	7	25	13	5	18	+7
Seattle	11	7	18	7	6	13	+5
L.A. Rams	19	6	25	18	5	23	+2
Philadelphia	12	4	16	10	6	16	0
Detroit	11	8	19	14	9	23	-4
San Francisco	9	11	20	14	10	24	-4
Washington	11	8	19	15	9	24	-5
Atlanta	12	8	20	15	11	26	-6
N.Y. Giants	15	7	22	20	10	30	-8
Carolina	9	7	16	21	8	29	-13
Chicago	8	8	16	20	9	29	-13
<b>Totals</b>	<b>225</b>	<b>131</b>	<b>356</b>	<b>215</b>	<b>120</b>	<b>335</b>	<b>+21</b>

## 2021 INDIVIDUAL STATISTICS—SCORING

### SCORING

#### POINTS

AFC:	150	Daniel Carlson, Las Vegas
	150	Nick Folk, New England
NFC:	144	Matt Gay, L.A. Rams

#### TOUCHDOWNS

AFC:	20	Austin Ekeler, L.A. Chargers
	20	Jonathan Taylor, Indianapolis
NFC:	18	James Conner, Arizona

#### EXTRA POINT KICKS

NFC:	56	Ryan Succop, Tampa Bay
AFC:	51	Tyler Bass, Buffalo

#### TWO-POINT EXTRA POINT PLAYS

NFC:	3	Ezekiel Elliott, Dallas
AFC:	2	Josh Allen, Buffalo
	2	Mark Andrews, Baltimore
	2	Jared Cook, L.A. Chargers
	2	Austin Ekeler, L.A. Chargers
	2	Jakobi Meyers, New England

#### FIELD GOALS

AFC:	40	Daniel Carlson, Las Vegas
NFC:	33	Greg Joseph, Minnesota

#### FIELD GOAL ATTEMPTS

AFC:	43	Daniel Carlson, Las Vegas
NFC:	38	Greg Joseph, Minnesota

#### LONGEST FIELD GOAL

AFC:	66	Justin Tucker, Baltimore at Detroit, Sept. 26
NFC:	62	Matt Prater, Arizona vs. Minnesota, Sept. 19

#### MOST POINTS, GAME

AFC:	30	Jonathan Taylor, Indianapolis at Buffalo, Nov. 21 (5 TD)
NFC:	24	Aaron Jones, Green Bay vs. Detroit, Sept. 20 (4 TD)
	24	Leonard Fournette, Tampa Bay at Indianapolis, Nov. 28 (4 TD)

#### TEAM LEADERS, POINTS

AFC:	BALTIMORE, 137, Justin Tucker; BUFFALO, 135, Tyler Bass; CINCINNATI, 130, Evan McPherson*; CLEVELAND, 81, Chase McLaughlin; DENVER, 111, Brandon McManus; HOUSTON, 58, Ka'imi Fairbairn; INDIANAPOLIS, 120, Jonathan Taylor; JACKSONVILLE, 76, Matthew Wright; KANSAS CITY, 122, Harrison Bulker; LAS VEGAS, 150, Daniel Carlson; L.A. CHARGERS, 124, Austin Ekeler; MIAMI, 103, Jason Sanders; NEW ENGLAND, 150, Nick Folk; N.Y. JETS, 53, Matt Ammendola*; PITTSBURGH, 135, Chris Boswell; TENNESSEE, 120, Randy Bullock
NFC:	ARIZONA, 137, Matt Prater; ATLANTA, 111, Younghoe Koo; CAROLINA, 82, Zane Gonzalez; CHICAGO, 105, Cairo Santos; DALLAS, 129, Greg Zuerlein; DETROIT, 55, Riley Patterson*; GREEN BAY, 124, Mason Crosby; L.A. RAMS, 144, Matt Gay; MINNESOTA, 135, Greg Joseph; NEW ORLEANS, 58, Brett Maher; N.Y. GIANTS, 104, Graham Gano; PHILADELPHIA, 134, Jake Elliott; SAN FRANCISCO, 99, Robbie Gould; SEATTLE, 95, Jason Myers; TAMPA BAY, 131, Ryan Succop; WASHINGTON, 62, Antonio Gibson

#### TEAM CHAMPION

NFC:	530	Dallas
AFC:	483	Buffalo

\* Player that was a rookie in 2021

### NFL TOP 10 SCORERS—KICKERS

	XP	XPA	FG	FGA	PTS
Carlson, Daniel, L.V.	30	33	40	43	150
Folk, Nick, N.E.	42	47	36	39	150
Gay, Matt, LA-R	48	49	32	34	144
Prater, Matt, Ariz	47	49	30	37	137
Tucker, Justin, Bal.	32	32	35	37	137
Bass, Tyler, Buf.	51	51	28	32	135
Boswell, Chris, Pit.	27	29	36	40	135
Joseph, Greg, Min.	36	40	33	38	135
Elliott, Jake, Phi.	44	44	30	33	134
Succop, Ryan, T.B.	56	59	25	30	131
Hopkins, Dustin, Was.-LA-C	40	44	30	34	130
* McPherson, Evan, Cin.	46	48	28	33	130
Zuerlein, Greg, Dal.	42	48	29	35	129
Crosby, Mason, G.B.	49	51	25	34	124

### NFL TOP 10 SCORERS—NONKICKERS

	TD	TDR	TDP	TDM	2-PT.	PTS
Ekeler, Austin, LA-C	20	12	8	0	2	124
Taylor, Jonathan, Ind.	20	18	2	0	0	120
Conner, James, Ariz	18	15	3	0	0	108
Kupp, Cooper, LA-R	16	0	16	0	1	98
Mixon, Joe, Cin.	16	13	3	0	0	96
Harris, Damien, N.E.	15	15	0	0	0	90
Evans, Mike, T.B.	14	0	14	0	0	84
Samuel, Deebo, S.F.	14	8	6	0	0	84
* Chase, Ja'Marr, Cin.	13	0	13	0	0	78
Elliott, Ezekiel, Dal.	12	10	2	0	3	78
Metcalfe, DK, Sea.	12	0	12	0	0	72
Adams, Davante, G.B.	11	0	11	0	0	66
Patterson, Cordarrelle, Atl.	11	6	5	0	0	66
Gibson, Antonio, Was.	10	7	3	0	1	62
Henry, Derrick, Ten.	10	10	0	0	1	62
Diggs, Stefon, Buf.	10	0	10	0	0	60
Fournette, Leonard, T.B.	10	8	2	0	0	60
Gordon, Melvin, Den.	10	8	2	0	0	60
* Harris, Najee, Pit.	10	7	3	0	0	60
Hurts, Jalen, Phi.	10	10	0	0	0	60
Jefferson, Justin, Min.	10	0	10	0	0	60
Jones, Aaron, G.B.	10	4	6	0	0	60

### AFC—INDIVIDUAL SCORERS

KICKERS	XP	XPA	FG	FGA	PTS
Carlson, Daniel, L.V.	30	33	40	43	150
Folk, Nick, N.E.	42	47	36	39	150
Tucker, Justin, Bal.	32	32	35	37	137
Bass, Tyler, Buf.	51	51	28	32	135
Boswell, Chris, Pit.	27	29	36	40	135
Hopkins, Dustin, Was.-LA-C	40	44	30	34	130
* McPherson, Evan, Cin.	46	48	28	33	130
Butker, Harrison, K.C.	47	49	25	28	122
Bullock, Randy, Ten.	42	45	26	31	120
McManus, Brandon, Den.	33	34	26	31	111
Sanders, Jason, Mia.	34	35	23	31	103
Badgley, Mike, Ten.-Ind.	40	41	18	22	94
McLaughlin, Chase, Cle.	36	37	15	21	81
Wright, Matthew, Jac.	13	15	21	24	76
Fairbairn, Ka'imi, Hou.	13	16	15	19	58
* Ammendola, Matt, NYJ	14	15	13	19	53
Blankenship, Rodrigo, Ind.	7	8	11	14	40
Pineiro, Eddy, NYJ	9	10	8	8	33
Vizcaino, Tristan, LA-C	10	15	6	7	28
Fry, Elliott, K.C.-Cin.	4	5	4	5	16
Eberle, Dominik, Hou.	5	5	2	3	11
Lambo, Josh, Jac.	5	7	0	3	5
* Naggar, Chris, Cle.	1	2	1	1	4
* Kessman, Alex, NYJ	0	2	0	0	0

### NONKICKERS

	TD	TDR	TDP	TDM	2-PT.	PTS
Ekeler, Austin, LA-C	20	12	8	0	2	124
Taylor, Jonathan, Ind.	20	18	2	0	0	120
Mixon, Joe, Cin.	16	13	3	0	0	96
Harris, Damien, N.E.	15	15	0	0	0	90

2021 INDIVIDUAL STATISTICS—SCORING

	TD	TDR	TDP	TDM	2-PT.	PTS		TD	TDR	TDP	TDM	2-PT.	PTS
* Chase, Ja'Marr, Cin.	13	0	13	0	0	78	Edwards, Bryan, L.V.	3	0	3	0	0	18
Henry, Derrick, Ten.	10	10	0	0	1	62	Firkser, Anthony, Ten.	3	0	2	1	0	18
Diggs, Stefon, Buf.	10	0	10	0	0	60	Foreman, D'Onta, Ten.	3	3	0	0	0	18
Gordon, Melvin, Den.	10	8	2	0	0	60	Guyton, Jalen, LA-C	3	0	3	0	0	18
* Harris, Najee, Pit.	10	7	3	0	0	60	Hilton, T.Y., Ind.	3	0	3	0	0	18
Kelce, Travis, K.C.	10	1	9	0	0	60	Hines, Nyheim, Ind.	3	2	1	0	0	18
Andrews, Mark, Bal.	9	0	9	0	2	58	Johnson, D'Ernest, Cle.	3	3	0	0	0	18
Williams, Mike, LA-C	9	0	9	0	1	56	Johnson, Duke, Mia.	3	3	0	0	0	18
Chubb, Nick, Cle.	9	8	1	0	0	54	* Jordan, Brevin, Hou.	3	0	3	0	0	18
Henry, Hunter, N.E.	9	0	9	0	0	54	Moreau, Foster, L.V.	3	0	3	0	0	18
Hill, Tyreek, K.C.	9	0	9	0	0	54	Pascal, Zach, Ind.	3	0	3	0	0	18
Jacobs, Josh, L.V.	9	9	0	0	0	54	Peoples-Jones, Donovan, Cle.	3	0	3	0	0	18
Knox, Dawson, Buf.	9	0	9	0	0	54	Robinson, Demarcus, K.C.	3	0	3	0	0	18
Renfrow, Hunter, L.V.	9	0	9	0	0	54	Swaim, Geoff, Ten.	3	0	3	0	0	18
Johnson, Dontae, Pit.	8	0	8	0	1	50	Tagovailoa, Tua, Mia.	3	3	0	0	0	18
Robinson, James, Jac.	8	8	0	0	0	48	Taylor, Tyrod, Hou.	3	3	0	0	0	18
Singleterry, Devin, Buf.	8	7	1	0	0	48	Meyers, Jakobi, N.E.	2	0	2	0	2	16
Williams, Darrel, K.C.	8	6	2	0	0	48	Crowder, Jamison, NYJ	2	0	2	0	1	14
* Freiermuth, Pat, Pit.	7	0	7	0	1	44	Gesicki, Mike, Mia.	2	0	2	0	1	14
Gaskin, Myles, Mia.	7	3	4	0	0	42	Mahomes, Patrick, K.C.	2	2	0	0	1	14
Tannehill, Ryan, Ten.	7	7	0	0	0	42	Sutton, Courtland, Den.	2	0	2	0	1	14
* Waddle, Jaylen, Mia.	7	1	6	0	0	42	Barber, Peyton, L.V.	2	2	0	0	0	12
* Williams, Javonte, Den.	7	4	3	0	0	42	Bridgewater, Teddy, Den.	2	2	0	0	0	12
Allen, Josh, Buf.	6	6	0	0	2	40	Burrow, Joe, Cin.	2	2	0	0	0	12
Edwards-Helaire, Clyde, K.C.	6	4	2	0	1	38	Byard, Kevin, Ten.	2	0	0	2	0	12
Higgins, Tee, Cin.	6	0	6	0	1	38	Chark, D.J., Jac.	2	0	2	0	0	12
Pittman, Michael, Ind.	6	0	6	0	1	38	Claypool, Chase, Pit.	2	0	2	0	0	12
Allen, Keenan, LA-C	6	0	6	0	0	36	Conley, Chris, Hou.	2	0	2	0	0	12
Brown, Marquise, Bal.	6	0	6	0	0	36	Ebron, Eric, Pit.	2	1	1	0	0	12
Cooks, Brandin, Hou.	6	0	6	0	0	36	* Evans, Chris, Cin.	2	0	2	0	0	12
Davis, Gabriel, Buf.	6	0	6	0	0	36	* Felton, Demetric, Cle.	2	0	2	0	0	12
Freeman, Devonta, Bal.	6	5	1	0	0	36	Ford, Isaiah, Mia.	2	0	2	0	0	12
* Moore, Elijah, NYJ	6	1	5	0	0	36	Fortson, Jody, K.C.	2	0	2	0	0	12
Murray, Latavius, Bal.	6	6	0	0	0	36	Gore, Derrick, K.C.	2	2	0	0	0	12
Hunt, Kareem, Cle.	5	5	0	0	1	32	Griffin, Ryan, NYJ	2	0	2	0	0	12
Berrios, Braxton, NYJ	5	2	2	1	0	30	Hardman, Mecole, K.C.	2	0	2	0	0	12
Bourne, Kendrick, N.E.	5	0	5	0	0	30	Hilliard, Dontrell, Ten.	2	2	0	0	0	12
Boyd, Tyler, Cin.	5	0	5	0	0	30	Howard, Xavien, Mia.	2	0	0	2	0	12
Brown, A.J., Ten.	5	0	5	0	0	30	Huntley, Tyler, Bal.	2	2	0	0	0	12
Moss, Zack, Buf.	5	4	1	0	0	30	Jackson, DeSean, LA-R-L.V.	2	0	2	0	0	12
Patrick, Tim, Den.	5	0	5	0	0	30	Jackson, Justin, LA-C	2	2	0	0	0	12
Pringle, Byron, K.C.	5	0	5	0	0	30	Jackson, Lamar, Bal.	2	2	0	0	0	12
* Stevenson, Rhymondre, N.E.	5	5	0	0	0	30	* Lawrence, Trevor, Jac.	2	2	0	0	0	12
Uzomah, C.J., Cin.	5	0	5	0	0	30	Lindsay, Phillip, Hou.	2	1	1	0	0	12
Cook, Jared, LA-C	4	0	4	0	2	28	Lock, Drew, Den.	2	2	0	0	0	12
* Wilson, Zach, NYJ	4	4	0	0	1	26	McKenzie, Isaiah, Buf.	2	1	1	0	0	12
Agnew, Jamal, Jac.	4	1	1	2	0	24	Moore, Chris, Hou.	2	0	2	0	0	12
Alie-Cox, Mo, Ind.	4	0	4	0	0	24	Ogunbowale, Dare, Jac.	2	1	1	0	0	12
* Carter, Michael, NYJ	4	4	0	0	0	24	Okwuegbunam, Albert, Den.	2	0	2	0	0	12
Davis, Corey, NYJ	4	0	4	0	0	24	Parker, DeVante, Mia.	2	0	2	0	0	12
Fant, Noah, Den.	4	0	4	0	0	24	Perine, Samaje, Cin.	2	1	1	0	0	12
Hollins, Mack, Mia.	4	0	4	0	0	24	Ruggs III, Henry, L.V.	2	0	2	0	0	12
Johnson, Ty, NYJ	4	2	2	0	0	24	Speed, E.J., Ind.	2	0	0	2	0	12
Jones, Marvin, Jac.	4	0	4	0	0	24	Taylor, J.J., N.E.	2	2	0	0	0	12
Landry, Jarvis, Cle.	4	2	2	0	0	24	Waller, Darren, L.V.	2	0	2	0	0	12
Njoku, David, Cle.	4	0	4	0	0	24	Washington, James, Pit.	2	0	2	0	0	12
* Palmer, Josh, LA-C	4	0	4	0	0	24	Wilkerson, Kristian, N.E.	2	0	2	0	0	12
Sanders, Emmanuel, Buf.	4	0	4	0	0	24	Beasley, Cole, Buf.	1	0	1	0	1	8
Westbrook-Ikhine, Nick, Ten.	4	0	4	0	0	24	Janovich, Andy, Cle.	1	1	0	0	1	8
Amendola, Danny, Hou.	3	0	3	0	1	20	Anderson, Stephen, LA-C	1	0	1	0	0	6
Bolden, Brandon, N.E.	3	1	2	0	1	20	Auclair, Antony, Hou.	1	0	1	0	0	6
Doyle, Jack, Ind.	3	0	3	0	1	20	Austin, Tavon, Jac.	1	0	1	0	0	6
Herbert, Justin, LA-C	3	3	0	0	1	20	* Bateman, Rashod, Bal.	1	0	1	0	0	6
Hooper, Austin, Cle.	3	0	3	0	1	20	Batson, Cameron, Ten.	1	0	1	0	0	6
Parham, Donald, LA-C	3	0	3	0	1	20	* Bolton, Nick, K.C.	1	0	0	1	0	6
Pruitt, MyCole, Ten.	3	0	3	0	1	20	Brissett, Jacoby, Mia.	1	1	0	0	0	6
Agholor, Nelson, N.E.	3	0	3	0	0	18	Brown, Malcolm, Mia.	1	1	0	0	0	6
Breida, Matt, Buf.	3	1	2	0	0	18	Burton, Michael, K.C.	1	1	0	0	0	6
Bryant, Harrison, Cle.	3	0	3	0	0	18	Campbell, Parris, Ind.	1	0	1	0	0	6
Burkhead, Rex, Hou.	3	3	0	0	0	18	Campbell, Tevaughn, LA-C	1	0	0	1	0	6
Drake, Kenyan, L.V.	3	2	1	0	0	18	Clark, Chuck, Bal.	1	0	0	1	0	6
Dulin, Ashton, Ind.	3	0	2	1	0	18	Cole, Keelan, NYJ	1	0	1	0	0	6
Duvernay, Devin, Bal.	3	0	2	1	0	18	Coleman, Justin, Mia.	1	0	0	1	0	6

## 2021 INDIVIDUAL STATISTICS—SCORING

	TD	TDR	TDP	TDM	2-PT.	PTS
* Collins, Nico, Hou.	1	0	1	0	0	6
* Echols, Brandin, NYJ	1	0	0	1	0	6
Eguavoen, Sam, Mia.	1	0	0	1	0	6
* Fitzpatrick, Dez, Ten.	1	0	1	0	0	6
Garrett, Myles, Cle.	1	0	0	1	0	6
Gilbert, Ulysees, Pit.	1	0	0	1	0	6
Gordon, Josh, K.C.	1	0	1	0	0	6
* Gray, Noah, K.C.	1	0	1	0	0	6
Henderson, Trayvon, Cin.	1	0	0	1	0	6
Higgins, Rashard, Cle.	1	0	1	0	0	6
Hilton, Mike, Cin.	1	0	0	1	0	6
Hinton, Kendall, Den.	1	0	1	0	0	6
Hollister, Jacob, Jac.	1	0	1	0	0	6
Hughes, Mike, K.C.	1	0	0	1	0	6
Hyde, Carlos, Jac.	1	1	0	0	0	6
Hyde, Micah, Buf.	1	0	0	1	0	6
Ingold, Alec, L.V.	1	0	1	0	0	6
* Jackson, Deon, Ind.	1	1	0	0	0	6
Jackson, J.C., N.E.	1	0	0	1	0	6
Johnson, David, Hou.	1	0	1	0	0	6
Jones, Zay, L.V.	1	0	1	0	0	6
Jones, Julio, Ten.	1	0	1	0	0	6
Kroft, Tyler, NYJ	1	0	1	0	0	6
Manhertz, Chris, Jac.	1	0	1	0	0	6
Mariota, Marcus, L.V.	1	1	0	0	0	6
Mathieu, Tyrann, K.C.	1	0	0	1	0	6
Mayfield, Baker, Cle.	1	1	0	0	0	6
McDermott, Conor, NYJ	1	0	1	0	0	6
McKinnon, Jerick, K.C.	1	0	1	0	0	6
McNichols, Jeremy, Ten.	1	0	1	0	0	6
Miller, Anthony, Hou.	1	0	1	0	0	6
* Molden, Elijah, Ten.	1	0	0	1	0	6
Needham, Nik, Mia.	1	0	0	1	0	6
Patmon, Dezmon, Ind.	1	0	1	0	0	6
Phillips, Adrian, N.E.	1	0	0	1	0	6
Pinter, Danny, Ind.	1	0	1	0	0	6
Ricard, Patrick, Bal.	1	0	1	0	0	6
Richardson, Will, Jac.	1	0	0	1	0	6
Roberts, Andre, LA-C	1	0	0	1	0	6
Roberts, Elandon, Mia.	1	0	0	1	0	6
Roethlisberger, Ben, Pit.	1	1	0	0	0	6
Rogers, Chester, Ten.	1	0	1	0	0	6
* Rountree III, Larry, LA-C	1	1	0	0	0	6
Saubert, Eric, Den.	1	0	1	0	0	6
* Schwartz, Anthony, Cle.	1	0	1	0	0	6
Smith, Jonnu, N.E.	1	0	1	0	0	6
Smith, Tremon, Hou.	1	0	0	1	0	6
Smith-Schuster, JuJu, Pit.	1	1	0	0	0	6
Sorensen, Daniel, K.C.	1	0	0	1	0	6
Stanton, Johnny, Cle.	1	0	1	0	0	6
* Surtain II, Patrick, Den.	1	0	0	1	0	6
Sweeney, Tommy, Buf.	1	0	1	0	0	6
Tate, Auden, Cin.	1	0	1	0	0	6
Thomas, Tavierre, Hou.	1	0	0	1	0	6
Treadwell, Laquon, Jac.	1	0	1	0	0	6
Trubisky, Mitchell, Buf.	1	1	0	0	0	6
Van Noy, Kyle, N.E.	1	0	0	1	0	6
Walter, Austin, NYJ	1	1	0	0	0	6
Ward, Denzel, Cle.	1	0	0	1	0	6
Watkins, Sammy, Bal.	1	0	1	0	0	6
Wentz, Carson, Ind.	1	1	0	0	0	6
White, James, N.E.	1	1	0	0	0	6
Wilkins, Christian, Mia.	1	0	1	0	0	6
Williams, Ty/Son, Bal.	1	1	0	0	0	6
Arnold, Dan, Jac.	0	0	0	0	1	2
Fuller, Will, Mia.	0	0	0	0	1	2
Hayward, Casey, L.V.	0	0	0	0	0	^2
Johnson, Josh, NYJ	0	0	0	0	1	2
Martin, Jake, Hou.	0	0	0	0	0	^2
* Mills, Davis, Hou.	0	0	0	0	1	2
O'Shaughnessy, James, Jac.	0	0	0	0	1	2
White, Mike, NYJ	0	0	0	0	1	2

^ Safety: Team safety credited to Indianapolis: #Scored kicking extra point

### NFC—INDIVIDUAL SCORERS

	XP	XPA	FG	FGA	PTS	
<b>KICKERS</b>						
Gay, Matt, LA-R	48	49	32	34	144	
Prater, Matt, Ariz	47	49	30	37	137	
Joseph, Greg, Min.	36	40	33	38	135	
Elliott, Jake, Phi.	44	44	30	33	134	
Succop, Ryan, T.B.	56	59	25	30	131	
Zuerlein, Greg, Dal.	42	48	29	35	129	
Crosby, Mason, G.B.	49	51	25	34	124	
Koo, Younghoe, Atl.	30	30	27	29	111	
Santos, Cairo, Chi.	27	28	26	30	105	
Gano, Graham, NY-G	17	17	29	33	104	
Gould, Robbie, S.F.	39	40	20	23	99	
Myers, Jason, Sea.	44	47	17	23	95	
Slye, Joey, Hou.-S.F.-Was.	18	22	23	25	87	
Gonzalez, Zane, Car.	22	23	20	22	82	
Maheer, Brett, N.O.	10	12	16	18	58	
* Patterson, Riley, Det.	16	16	13	14	55	
* Johnson, Brian, N.O.-Was.	9	13	10	10	39	
Seibert, Austin, Det.	5	5	10	12	35	
Hajrullahu, Lirim, Dal.-Car.	8	8	4	5	20	
Rosas, Aldrick, N.O.-Det.	14	14	2	5	20	
Santoso, Ryan, Car.-Det.	6	8	4	5	18	
Blewitt, Chris, Was.	2	2	2	5	8	
Parkey, Cody, N.O.	3	5	0	0	3	
Wishnowsky, Mitch, S.F.	1	2	0	1	1	
Pinion, Bradley, T.B.	0	0	0	1	0	
<b>NONKICKERS</b>						
Conner, James, Ariz	18	15	3	0	0	108
Kupp, Cooper, LA-R	16	0	16	0	1	98
Evans, Mike, T.B.	14	0	14	0	0	84
Samuel, Deebo, S.F.	14	8	6	0	0	84
Elliott, Ezekiel, Dal.	12	10	2	0	3	78
Metcalfe, DK, Sea.	12	0	12	0	0	72
Adams, Davante, G.B.	11	0	11	0	0	66
Patterson, Cordarrelle, Atl.	11	6	5	0	0	66
Gibson, Antonio, Was.	10	7	3	0	1	62
Fournette, Leonard, T.B.	10	8	2	0	0	60
Hurts, Jalen, Phi.	10	10	0	0	0	60
Jefferson, Justin, Min.	10	0	10	0	0	60
Jones, Aaron, G.B.	10	4	6	0	0	60
Thielen, Adam, Min.	10	0	10	0	0	60
Kamara, Alvin, N.O.	9	4	5	0	0	54
Lockett, Tyler, Sea.	8	0	8	0	1	50
Schultz, Dalton, Dal.	8	0	8	0	1	50
Cooper, Amari, Dal.	8	0	8	0	0	48
Henderson, Darrell, LA-R	8	5	3	0	0	48
Hopkins, DeAndre, Ariz	8	0	8	0	0	48
Lazard, Allen, G.B.	8	0	8	0	0	48
Dillon, A.J., G.B.	7	5	2	0	0	42
Montgomery, David, Chi.	7	7	0	0	0	42
Osborn, K.J., Min.	7	0	7	0	0	42
Scott, Boston, Phi.	7	7	0	0	0	42
Swift, D'Andre, Det.	7	5	2	0	0	42
* St. Brown, Amon-Ra, Det.	6	1	5	0	2	40
Cook, Dalvin, Min.	6	6	0	0	1	38
* Gainwell, Kenneth, Phi.	6	5	1	0	1	38
Wilson, Ced, Dal.	6	0	6	0	1	38
Callaway, Marquez, N.O.	6	0	6	0	0	36
Godwin, Chris, T.B.	6	1	5	0	0	36
Gronkowski, Rob, T.B.	6	0	6	0	0	36
* Hubbard, Chuba, Car.	6	5	1	0	0	36
Jefferson, Van, LA-R	6	0	6	0	0	36
Kittle, George, S.F.	6	0	6	0	0	36
Lamb, CeeDee, Dal.	6	0	6	0	0	36
* Mitchell, Elijah, S.F.	6	5	1	0	0	36
Penny, Rashaad, Sea.	6	6	0	0	0	36
Aiyuk, Brandon, S.F.	5	0	5	0	1	32
* Smith, DeVonta, Phi.	5	0	5	0	1	32
Woods, Robert, LA-R	5	1	4	0	1	32
Anderson, Robby, Car.	5	0	5	0	0	30
Beckham, Odell, LA-R	5	0	5	0	0	30
Cobb, Randall, G.B.	5	0	5	0	0	30



## 2021 INDIVIDUAL STATISTICS—SCORING

	TD	TDR	TDP	TDM	2-PT.	PTS		TD	TDR	TDP	TDM	2-PT.	PTS
Darnold, Sam, Car.	5	5	0	0	0	30	Jarwin, Blake, Dal.	2	0	2	0	0	12
Ertz, Zach, Phi.-Ariz	5	0	5	0	0	30	* Jefferson, Jermar, Det.	2	2	0	0	0	12
Higbee, Tyler, LA-R	5	0	5	0	0	30	Juszczyk, Kyle, S.F.	2	1	1	0	0	12
Hill, Taysom, N.O.	5	5	0	0	0	30	McCaffrey, Christian, Car.	2	1	1	0	0	12
Jennings, Jauan, S.F.	5	0	5	0	0	30	* Nwangwu, Kene, Min.	2	0	0	2	0	12
Kirk, Christian, Ariz	5	0	5	0	0	30	* Patterson, Jaret, Was.	2	2	0	0	0	12
McLaurin, Terry, Was.	5	0	5	0	0	30	Peterson, Adrian, Ten.-Sea.	2	2	0	0	0	12
Michel, Sony, LA-R	5	4	1	0	0	30	Reagor, Jalen, Phi.	2	0	2	0	0	12
Mooney, Darnell, Chi.	5	1	4	0	0	30	Reynolds, Josh, Det.	2	0	2	0	0	12
Murray, Kyler, Ariz	5	5	0	0	0	30	Ridley, Calvin, Atl.	2	0	2	0	0	12
Newton, Cam, Car.	5	5	0	0	0	30	Seals-Jones, Ricky, Was.	2	0	2	0	0	12
Goedert, Dallas, Phi.	4	0	4	0	1	26	Sims, Cam, Was.	2	0	2	0	0	12
Hockenson, T.J., Det.	4	0	4	0	1	26	Slayton, Darius, NY-G	2	0	2	0	0	12
Moore, D.J., Car.	4	0	4	0	1	26	* Smith-Marsette, Ihmir, Min.	2	0	2	0	0	12
Barkley, Saquon, NY-G	4	2	2	0	0	24	Tonyan, Robert, G.B.	2	0	2	0	0	12
Brate, Cameron, T.B.	4	0	4	0	0	24	Trautman, Adam, N.O.	2	0	2	0	0	12
Brown, Antonio, T.B.	4	0	4	0	0	24	Vaughn, Ke'Shawn, T.B.	2	2	0	0	0	12
Carter, DeAndre, Was.	4	0	3	1	0	24	Wilson, Jeff, S.F.	2	2	0	0	0	12
Davis, Mike, Atl.	4	3	1	0	0	24	Wilson, Russell, Sea.	2	2	0	0	0	12
Everett, Gerald, Sea.	4	0	4	0	0	24	* Wright, Brock, Det.	2	0	2	0	0	12
Gage, Russell, Atl.	4	0	4	0	0	24	Byrd, Damiere, Chi.	1	0	1	0	1	8
Johnson, Juwan, N.O.	4	0	4	0	0	24	Heinicke, Taylor, Was.	1	1	0	0	1	8
Jones, Ronald, T.B.	4	4	0	0	0	24	* Lance, Trey, S.F.	1	1	0	0	1	8
Mattison, Alexander, Min.	4	3	1	0	0	24	Prescott, Dak, Dal.	1	1	0	0	1	8
McKissic, J.D., Was.	4	2	2	0	0	24	Robinson, Allen, Chi.	1	0	1	0	1	8
Raymond, Kalif, Det.	4	0	4	0	0	24	Rudolph, Kyle, NY-G	1	0	1	0	1	8
Swain, Freddie, Sea.	4	0	4	0	0	24	Ryan, Matt, Atl.	1	1	0	0	1	8
Bell, Le'Veon, Bal.-T.B.	3	2	1	0	1	20	Watkins, Quez, Phi.	1	0	1	0	1	8
Graham, Jimmy, Chi.	3	0	3	0	1	20	Abdullah, Ameer, Car.	1	0	1	0	0	6
Bernard, Giovani, T.B.	3	0	3	0	0	18	Allen, Zach, Ariz	1	0	0	1	0	6
Booker, Devontae, NY-G	3	2	1	0	0	18	Armah, Alex, N.O.	1	0	1	0	0	6
Carson, Chris, Sea.	3	3	0	0	0	18	Armstrong, D'Orance, Dal.	1	0	0	1	0	6
Conklin, Tyler, Min.	3	0	3	0	0	18	* Bates, John, Was.	1	0	1	0	0	6
Engram, Evan, NY-G	3	0	3	0	0	18	Benjamin, Eno, Ariz	1	1	0	0	0	6
Garoppolo, Jimmy, S.F.	3	3	0	0	0	18	Brown, Anthony, Dal.	1	0	0	1	0	6
Grant, Jakeem, Chi.	3	0	2	1	0	18	Cabinda, Jason, Det.	1	0	1	0	0	6
Green, A.J., Ariz	3	0	3	0	0	18	Clement, Corey, Dal.	1	0	1	0	0	6
Harris, Deonte, N.O.	3	0	3	0	0	18	Cousins, Kirk, Min.	1	1	0	0	0	6
Howard, Jordan, Phi.	3	3	0	0	0	18	Cox, Fletcher, Phi.	1	0	0	1	0	6
Hurst, Hayden, Atl.	3	0	3	0	0	18	Davidson, Marlon, Atl.	1	0	0	1	0	6
Pollard, Tony, Dal.	3	2	0	1	0	18	Decker, Taylor, Det.	1	0	1	0	0	6
Rodgers, Aaron, G.B.	3	3	0	0	0	18	Dissly, Will, Sea.	1	0	1	0	0	6
Slay, Darius, Phi.	3	0	0	3	0	18	Dwellely, Ross, S.F.	1	0	1	0	0	6
Smith, Tre'Quan, N.O.	3	0	3	0	0	18	* Eskridge, D'Wayne, Sea.	1	0	1	0	0	6
Thomas, Logan, Was.	3	0	3	0	0	18	Glennon, Mike, NY-G	1	1	0	0	0	6
Turner, Malik, Dal.	3	0	3	0	0	18	* Golston, Chauncey, Dal.	1	0	0	1	0	6
Valdes-Scantling, Marque, G.B.3	3	0	3	0	0	18	Goodwin, Marquise, Chi.	1	0	1	0	0	6
Ward, Greg, Phi.	3	0	3	0	0	18	Greenlaw, Dre, S.F.	1	0	0	1	0	6
Wesley, Antoine, Ariz	3	0	3	0	0	18	* Hardy, JaQuan, Dal.	1	1	0	0	0	6
Williams, Damien, Chi.	3	2	1	0	0	18	Hasty, Ja'Mycal, S.F.	1	1	0	0	0	6
Williams, Jamaal, Det.	3	3	0	0	0	18	Herndon, Chris, Min.	1	0	1	0	0	6
Zaccheaus, Olamide, Atl.	3	0	3	0	0	18	Hogan, Chris, N.O.	1	0	1	0	0	6
Jones, Daniel, NY-G	2	2	0	0	2	16	Holcomb, Cole, Was.	1	0	0	1	0	6
Cephus, Quintez, Det.	2	0	2	0	1	14	Houston-Carson, DeAndre, Chi.1	1	0	0	1	0	6
Penny, Elijah, NY-G	2	1	1	0	1	14	Howard, O.J., T.B.	1	0	1	0	0	6
* Tremble, Tommy, Car.	2	1	1	0	1	14	Igwebuike, Godwin, Det.	1	1	0	0	0	6
Brady, Tom, T.B.	2	2	0	0	0	12	Jackson, Tyree, Phi.	1	0	1	0	0	6
Collins, Alex, Sea.	2	2	0	0	0	12	James, Jesse, Chi.	1	0	1	0	0	6
Dallas, DeeJay, Sea.	2	2	0	0	0	12	Jenkins, Malcolm, N.O.	1	0	0	1	0	6
Deguara, Josiah, G.B.	2	0	2	0	0	12	Johnson, Lane, Phi.	1	0	1	0	0	6
Diggs, Trevon, Dal.	2	0	0	2	0	12	Lawrence, DeMarcus, Dal.	1	0	0	1	0	6
Douglas, Rasul, G.B.	2	0	0	2	0	12	McCain, Bobby, Was.	1	0	0	1	0	6
Edmonds, Chase, Ariz	2	2	0	0	0	12	McKean, Sean, Dal.	1	0	1	0	0	6
Edwards, Mike, T.B.	2	0	0	2	0	12	McKinney, Xavier, NY-G	1	0	0	1	0	6
* Fields, Justin, Chi.	2	2	0	0	0	12	Miller, Scott, T.B.	1	1	0	0	0	6
Gallup, Michael, Dal.	2	0	2	0	0	12	* Moore, Rondale, Ariz	1	0	1	0	0	6
Grayson, Cyril, T.B.	2	0	2	0	0	12	Murphy, Byron, Ariz	1	0	0	1	0	6
* Herbert, Khalil, Chi.	2	2	0	0	0	12	Myarick, Chris, NY-G	1	0	1	0	0	6
Homer, Travis, Sea.	2	1	0	1	0	12	Ollison, Qadree, Atl.	1	1	0	0	0	6
Horsted, Jesper, Chi.	2	0	2	0	0	12	Perriman, Breshad, T.B.	1	0	1	0	0	6
Humphrey, Lil'Jordan, N.O.	2	0	2	0	0	12	Peterson, Patrick, Min.	1	0	0	1	0	6
Ingram, Mark, Hou.-N.O.	2	2	0	0	0	12	Peltis, Dante, NY-G	1	0	1	0	0	6

## 2021 INDIVIDUAL/TEAM STATISTICS—SCORING

	TD	TDR	TDP	TDM	2-PT.	PTS		TD	TDR	TDP	TDM	2-PT.	PTS
* Pitts, Kyle, Atl.	1	0	1	0	0	6	Ward, Jimmie, S.F.	1	0	0	1	0	6
Powell, Brandon, LA-R	1	0	0	1	0	6	Watkins, Carlos, Dal.	1	0	0	1	0	6
Robinson, Kenny, Car.	1	0	0	1	0	6	Williams, Jonathan, Was.	1	1	0	0	0	6
Ross, John, NY-G	1	0	1	0	0	6	Williams, P.J., N.O.	1	0	0	1	0	6
* Sermon, Trey, S.F.	1	1	0	0	0	6	Williams, Maxx, Ariz	1	0	1	0	0	6
Shepard, Sterling, NY-G	1	0	1	0	0	6	Winston, Jameis, N.O.	1	1	0	0	0	6
Sherfield, Trent, S.F.	1	0	1	0	0	6	* Wright, Nahshon, Dal.	1	0	0	1	0	6
Siemian, Trevor, N.O.	1	1	0	0	0	6	Zylstra, Brandon, Car.	1	0	1	0	0	6
Singleton, Alex, Phi.	1	0	0	1	0	6	Blackson, Angelo, Chi.	0	0	0	0	0	*2
Smith, Geno, Sea.	1	1	0	0	0	6	Dunlap, Carlos, Sea.	0	0	0	0	0	*2
Smith, Lee, Atl.	1	0	1	0	0	6	Green, Rasheem, Sea.	0	0	0	0	0	2
Smith, Ito, Dal.	1	1	0	0	0	6	Hodge, KhaDarel, Det.	0	0	0	0	1	2
Smith, Roquan, Chi.	1	0	0	1	0	6	Love, Jordan, G.B.	0	0	0	0	1	2
Steele, Terence, Dal.	1	0	1	0	0	6	* Marshall Jr., Terrace, Car.	0	0	0	0	1	2
Stills, Kenny, N.O.	1	0	1	0	0	6	Sanders, Miles, Phi.	0	0	0	0	1	2
Taylor, Patrick, G.B.	1	1	0	0	0	6	Wishnowsky, Mitch, S.F.	0	0	0	0	0	#1
Thomas, Andrew, NY-G	1	0	1	0	0	6							
Vannett, Nick, N.O.	1	0	1	0	0	6							
Vigil, Nick, Min.	1	0	0	1	0	6							
Walker, Mykal, Atl.	1	0	0	1	0	6							

*\*Safety: Team safety credited to Atlanta, Carolina and N.Y. Giants;  
#Scored kicking extra point; \*Player that was a rookie in 2021*

### AMERICAN FOOTBALL CONFERENCE—SCORING

	TD	TDR	TDP	TDM	XKG	XKAtt	X2G	X2Att	FG	FGA	SAF	POINTS
Buffalo	57	20	36	1	51	51	3	6	28	32	0	483
Kansas City	57	16	37	4	50	53	2	3	28	32	0	480
L.A. Chargers	58	18	38	2	40	47	7	11	24	27	0	474
New England	51	24	24	3	42	47	3	4	36	39	0	462
Cincinnati	54	16	36	2	47	49	1	5	29	34	0	460
Indianapolis	52	22	27	3	46	47	2	5	29	35	1	451
Tennessee	49	23	22	4	43	47	2	2	26	32	0	419
Baltimore	41	18	21	2	32	32	2	8	35	37	0	387
Las Vegas	37	14	23	0	30	33	0	3	40	43	1	374
Cleveland	43	20	21	2	37	39	3	4	16	22	0	349
Pittsburgh	34	10	23	1	27	29	2	5	36	40	0	343
Miami	39	12	21	6	34	35	2	3	23	31	0	341
Denver	37	16	20	1	33	34	1	3	26	31	0	335
N.Y. Jets	36	14	20	2	23	27	4	9	21	27	0	310
Houston	31	8	21	2	25	29	2	2	21	27	1	280
Jacksonville	28	13	12	3	18	22	2	6	21	27	0	253
<b>AFC Total</b>	<b>704</b>	<b>264</b>	<b>402</b>	<b>38</b>	<b>578</b>	<b>621</b>	<b>38</b>	<b>79</b>	<b>439</b>	<b>516</b>	<b>3</b>	<b>6201</b>
<b>AFC Average</b>	<b>44.0</b>	<b>16.5</b>	<b>25.1</b>	<b>2.4</b>	<b>36.1</b>	<b>38.8</b>	<b>2.4</b>	<b>4.9</b>	<b>27.4</b>	<b>32.3</b>	<b>0.2</b>	<b>387.6</b>

### NATIONAL FOOTBALL CONFERENCE—SCORING

	TD	TDR	TDP	TDM	XKG	XKAtt	X2G	X2Att	FG	FGA	SAF	POINTS
Dallas	64	15	40	9	47	53	6	10	29	35	0	530
Tampa Bay	63	18	43	2	56	59	1	3	25	31	0	511
L.A. Rams	52	10	41	1	48	49	2	3	32	34	0	460
Green Bay	54	13	39	2	49	51	1	3	25	34	0	450
Arizona	52	23	27	2	47	49	0	3	30	37	0	449
Philadelphia	50	25	20	5	44	44	5	6	30	33	0	444
San Francisco	50	22	26	2	42	46	2	3	27	32	0	427
Minnesota	48	10	34	4	36	40	1	7	33	38	0	425
Seattle	49	18	30	1	44	47	1	2	17	23	1	395
New Orleans	43	12	29	2	31	38	0	5	25	30	0	364
Washington	37	13	21	3	25	29	2	8	28	33	0	335
Detroit	35	12	23	0	27	28	5	6	26	30	0	325
Atlanta	33	11	20	2	30	30	1	3	27	29	1	313
Chicago	33	14	16	3	27	28	3	4	26	30	1	311
Carolina	32	17	14	1	26	28	3	4	26	29	1	304
N.Y. Giants	24	8	15	1	17	17	4	5	29	33	1	258
<b>NFC Total</b>	<b>719</b>	<b>241</b>	<b>438</b>	<b>40</b>	<b>596</b>	<b>636</b>	<b>37</b>	<b>75</b>	<b>435</b>	<b>511</b>	<b>5</b>	<b>6301</b>
<b>NFC Average</b>	<b>44.9</b>	<b>15.1</b>	<b>27.4</b>	<b>2.5</b>	<b>37.3</b>	<b>39.8</b>	<b>2.3</b>	<b>4.7</b>	<b>27.2</b>	<b>31.9</b>	<b>0.3</b>	<b>393.8</b>
<b>NFL Total</b>	<b>1423</b>	<b>505</b>	<b>840</b>	<b>78</b>	<b>1174</b>	<b>1257</b>	<b>75</b>	<b>154</b>	<b>874</b>	<b>1027</b>	<b>8</b>	<b>12502</b>
<b>NFL Average</b>	<b>44.5</b>	<b>15.8</b>	<b>26.3</b>	<b>2.4</b>	<b>36.7</b>	<b>39.3</b>	<b>2.3</b>	<b>4.8</b>	<b>27.3</b>	<b>32.1</b>	<b>0.3</b>	<b>390.7</b>

## 2021 INDIVIDUAL/TEAM STATISTICS—FIELD GOALS

## FIELD GOALS

## FIELD GOAL PERCENTAGE

AFC:	.950	Joey Slye, San Francisco-Washington
AFC:	.946	Justin Tucker, Baltimore

## FIELD GOALS

AFC:	40	Daniel Carlson, Las Vegas
NFC:	33	Greg Joseph, Minnesota

## FIELD GOAL ATTEMPTS

AFC:	43	Daniel Carlson, Las Vegas
NFC:	38	Greg Joseph, Minnesota

## FIELD GOALS, GAME

AFC:	5	Daniel Carlson, Las Vegas at Dallas, Nov. 25 (5 attempts) (OT)
	5	Nick Folk, New England vs. Tennessee, Nov. 28 (6 attempts)
	5	Daniel Carlson, Las Vegas vs. L.A. Chargers, Jan. 9 (5 attempts) (OT)
NFC:	5	Graham Gano, N.Y. Giants at Washington, Sept. 16 (5 attempts)

## LONGEST FIELD GOAL

AFC:	66	Justin Tucker, Baltimore at Detroit, Sept. 26
NFC:	62	Matt Prater, Arizona vs. Minnesota, Sept. 19

## AVERAGE YARDS MADE

AFC:	40.5	Evan McPherson*, Cincinnati
NFC:	39.8	Zane Gonzalez, Detroit-Carolina

## AMERICAN FOOTBALL CONFERENCE—FIELD GOALS

	FG	FGA	Pct	Long
Baltimore	35	37	.946	66
Las Vegas	40	43	.930	56
New England	36	39	.923	53
Pittsburgh	36	40	.900	56
L.A. Chargers	24	27	.889	50
Buffalo	28	32	.875	57
Kansas City	28	32	.875	56
Cincinnati	29	34	.853	58
Denver	26	31	.839	61
Indianapolis	29	35	.829	48
Tennessee	26	32	.813	51
Houston	21	27	.778	61
Jacksonville	21	27	.778	56
N.Y. Jets	21	27	.778	51
Miami	23	31	.742	51
Cleveland	16	22	.727	57
<b>AFC Total</b>	<b>439</b>	<b>516</b>	<b>----</b>	<b>66</b>
<b>AFC Average</b>	<b>27.4</b>	<b>32.3</b>	<b>.851</b>	<b>--</b>

## NATIONAL FOOTBALL CONFERENCE—FIELD GOALS

	FG	FGA	Pct	Long
L.A. Rams	32	34	.941	55
Atlanta	27	29	.931	54
Philadelphia	30	33	.909	58
Carolina	26	29	.897	57
N.Y. Giants	29	33	.879	55
Minnesota	33	38	.868	55
Chicago	26	30	.867	47
Detroit	26	30	.867	52
Washington	28	33	.848	55
San Francisco	27	32	.844	56
New Orleans	25	30	.833	52
Dallas	29	35	.829	56
Arizona	30	37	.811	62
Tampa Bay	25	31	.806	48
Seattle	17	23	.739	53
Green Bay	25	34	.735	54
<b>NFC Total</b>	<b>435</b>	<b>511</b>	<b>----</b>	<b>62</b>
<b>NFC Average</b>	<b>27.2</b>	<b>31.9</b>	<b>.851</b>	<b>--</b>
<b>League Total</b>	<b>874</b>	<b>1027</b>	<b>----</b>	<b>66</b>
<b>League Average</b>	<b>27.3</b>	<b>32.1</b>	<b>.851</b>	<b>--</b>

## 2021 INDIVIDUAL STATISTICS—FIELD GOALS

## AFC—INDIVIDUAL FIELD GOALS

	1-19 Yards	20-29 Yards	30-39 Yards	40-49 Yards	50 or Longer	Totals	Avg Yds Att	Avg Yds Made	Avg Yds Miss	Long
Tucker, Justin, Bal.	0-0 ---	7-7 1.000	9-9 1.000	13-15 .867	6-6 1.000	35-37 .946	40.5	40.0	48.5	66
Carlson, Daniel, L.V.	0-0 ---	10-11 .909	12-12 1.000	12-13 .923	6-7 .857	40-43 .930	37.8	37.6	40.0	56
Folk, Nick, N.E.	0-0 ---	9-9 1.000	11-11 1.000	11-11 1.000	5-8 .625	36-39 .923	38.9	37.6	54.3	53
Boswell, Chris, Pit.	0-0 ---	9-9 1.000	8-9 .889	11-13 .846	8-9 .889	36-40 .900	39.6	38.9	45.8	56
Butker, Harrison, K.C.	0-0 ---	3-3 1.000	11-11 1.000	4-5 .800	7-9 .778	25-28 .893	41.4	40.2	51.3	56
Hopkins, Dustin, Was.-LA-C	1-1 1.000	8-8 1.000	6-6 1.000	13-14 .929	2-5 .400	30-34 .882	38.1	36.6	49.0	50
Bass, Tyler, Buf.	0-0 ---	15-15 1.000	7-8 .875	4-5 .800	2-4 .500	28-32 .875	34.0	32.0	48.0	57
Wright, Matthew, Jac.	0-0 ---	7-7 1.000	7-7 1.000	3-4 .750	4-6 .667	21-24 .875	37.2	35.5	48.7	56
* McPherson, Evan, Cin.	0-0 ---	5-5 1.000	8-8 1.000	6-9 .667	9-11 .818	28-33 .848	41.8	40.5	49.0	58
Bullock, Randy, Ten.	0-0 ---	5-5 1.000	12-12 1.000	8-13 .615	1-1 1.000	26-31 .839	38.0	36.6	45.2	51
McManus, Brandon, Den.	0-0 ---	7-8 .875	6-6 1.000	8-8 1.000	5-9 .556	26-31 .839	40.1	38.8	46.8	61
Badgley, Mike, Ten.-Ind.	0-0 ---	4-4 1.000	6-7 .857	8-10 .800	0-1 .000	18-22 .818	38.2	36.5	45.8	46
Fairbairn, Ka'imi, Hou.	0-0 ---	4-4 1.000	5-5 1.000	2-4 .500	4-6 .667	15-19 .789	39.7	36.9	50.3	61
Sanders, Jason, Mia.	0-0 ---	6-6 1.000	7-9 .778	8-10 .800	2-6 .333	23-31 .742	40.2	37.4	48.4	51
McLaughlin, Chase, Cle.	0-0 ---	3-3 1.000	4-4 1.000	4-10 .400	4-4 1.000	15-21 .714	41.1	39.9	44.3	57
* Ammendola, Matt, NYJ	0-0 ---	5-5 1.000	6-6 1.000	2-5 .400	0-3 .000	13-19 .684	37.3	32.1	48.7	49
(Nonqualifiers)										
Blankenship, Rodrigo, Ind.	0-0 ---	3-3 1.000	3-4 .750	5-6 .833	0-1 .000	11-14 .786	38.4	36.5	45.0	48
Pineiro, Eddy, NYJ	0-0 ---	2-2 1.000	2-2 1.000	3-3 1.000	1-1 1.000	8-8 1.000	38.4	38.4	---	51
Vizcaino, Tristan, LA-C	0-0 ---	3-3 1.000	2-2 1.000	1-2 .500	0-0 ---	6-7 .857	33.6	31.8	44.0	46
Fry, Elliott, K.C.-Cin.	0-0 ---	0-0 ---	3-4 .750	1-1 1.000	0-0 ---	4-5 .800	36.6	36.0	39.0	44
Eberle, Dominik, Hou.	0-0 ---	1-1 1.000	0-0 ---	0-0 ---	1-2 .500	2-3 .667	42.7	38.0	52.0	51
Lambo, Josh, Jac.	0-0 ---	0-0 ---	0-0 ---	0-1 .000	0-2 .000	0-3 .000	51.7	---	51.7	0
* Naggar, Chris, Cle.	0-0 ---	0-0 ---	1-1 1.000	0-0 ---	0-0 ---	1-1 1.000	37.0	37.0	---	37
<b>AFC Totals</b>	<b>1-1 1.000</b>	<b>115-117 .983</b>	<b>134-141 .950</b>	<b>122-157 .777</b>	<b>67-100 .670</b>	<b>439-516 .851</b>	<b>38.9</b>	<b>37.4</b>	<b>47.5</b>	<b>66</b>
<b>NFL Totals</b>	<b>1-1 1.000</b>	<b>236-238 .992</b>	<b>281-302 .930</b>	<b>236-304 .776</b>	<b>120-182 .659</b>	<b>874-1027 .851</b>	<b>38.6</b>	<b>37.1</b>	<b>47.1</b>	<b>66</b>

## 2021 INDIVIDUAL STATISTICS—FIELD GOALS

### NFC—INDIVIDUAL FIELD GOALS

	1-19 Yards	20-29 Yards	30-39 Yards	40-49 Yards	50 or Longer	Totals	Avg Yds Att	Avg Yds Made	Avg Yds Miss	Long
Gay, Matt, LA-R	0-0	6-6	15-15	7-8	4-5	32-34 .941	37.9	37.1	51.0	55
Koo, Younghoe, Atl.	0-0	8-8	9-9	6-7	4-5	27-29 .931	37.6	36.9	47.5	54
Slye, Joey, Hou.-S.F.-Was.	0-0	9-9	5-5	5-7	4-4	23-25 .920	37.2	36.5	44.5	56
Elliott, Jake, Phi.	0-0	7-7	10-10	10-13	3-3	30-33 .909	37.3	36.5	44.7	58
Gonzalez, Zane, Car.	0-0	6-6	1-1	10-10	3-5	20-22 .909	40.9	39.8	52.0	57
Maher, Brett, N.O.	0-0	4-4	8-9	4-4	0-1	16-18 .889	35.8	34.6	45.0	42
Gano, Graham, NY-G	0-0	5-5	12-13	5-5	7-10	29-33 .879	40.7	39.5	49.0	55
Gould, Robbie, S.F.	0-0	6-6	4-4	7-9	3-4	20-23 .870	38.6	37.3	47.0	52
Joseph, Greg, Min.	0-0	8-8	11-12	7-9	7-9	33-38 .868	39.2	38.0	47.2	55
Santos, Cairo, Chi.	0-0	10-10	5-5	11-13	0-2	26-30 .867	37.0	34.7	51.8	47
Succop, Ryan, T.B.	0-0	11-11	7-8	7-10	0-1	25-30 .833	34.9	32.8	45.0	48
Zuerlein, Greg, Dal.	0-0	5-5	15-16	7-9	2-5	29-35 .829	39.3	37.5	47.8	56
Prater, Matt, Ariz	0-0	11-11	9-11	3-5	7-10	30-37 .811	39.0	36.8	48.4	62
Myers, Jason, Sea.	0-0	2-2	9-11	3-5	3-5	17-23 .739	40.1	38.4	45.2	53
Crosby, Mason, G.B.	0-0	9-9	9-13	4-8	3-4	25-34 .735	37.0	36.1	39.3	54
(Nonqualifiers)										
* Patterson, Riley, Det.	0-0	3-3	6-6	4-4	0-1	13-14 .929	37.6	36.3	55.0	49
Seibert, Austin, Det.	0-0	0-0	4-4	5-6	1-2	10-12 .833	42.7	41.4	49.0	52
* Johnson, Brian, N.O.-Was.	0-0	5-5	3-3	1-1	1-1	10-10 1.000	31.2	31.2	---	52
Hajrullahu, Lirim, Car.	0-0	2-2	2-2	0-1	0-0	4-5 .800	33.4	30.0	47.0	35
Blewitt, Chris, Was.	0-0	0-0	0-0	1-4	1-1	2-5 .400	46.2	48.5	44.7	52
Rosas, Aldrick, N.O.-Det.	0-0	0-0	0-1	2-2	0-2	2-5 .400	46.6	43.5	48.7	44
Santoso, Ryan, Car.-Det.	0-0	3-3	1-1	0-1	0-0	4-5 .800	30.8	26.5	48.0	35
Pinion, Bradley, T.B.	0-0	0-0	0-0	0-0	0-1	0-1 .000	60.0	---	60.0	0
Wishnowsky, Mitch, S.F.	0-0	0-0	0-0	0-1	0-0	0-1 .000	41.0	---	41.0	0
<b>NFC Totals</b>	<b>0-0</b>	<b>121-121</b>	<b>147-161</b>	<b>114-147</b>	<b>53-82</b>	<b>435-511</b>	<b>38.3</b>	<b>36.8</b>	<b>46.7</b>	<b>62</b>
<b>NFL Totals</b>	<b>1-1</b>	<b>236-238</b>	<b>281-302</b>	<b>236-304</b>	<b>120-182</b>	<b>874-1027</b>	<b>38.6</b>	<b>37.1</b>	<b>47.1</b>	<b>66</b>
	1.000	.992	.930	.776	.659	.851				

*Leader based on overall percentage, minimum 16 field goals*

*\* Player that was a rookie in 2021*

## 2021 INDIVIDUAL STATISTICS—RUSHING

## RUSHING

## YARDS

AFC:	1811	Jonathan Taylor, Indianapolis
NFC:	1159	Dalvin Cook, Minnesota

## YARDS, GAME

NFC:	205	Dalvin Cook, Minnesota vs. Pittsburgh, Dec. 9 (27 attempts, 2 TD)
AFC:	188	Najee Harris*, Pittsburgh vs. Cleveland, Jan. 3 (28 attempts, 1 TD)

## LONGEST

AFC:	83	Jonathan Taylor, Indianapolis vs. Houston, Oct. 17
NFC:	73	Travis Homer, Seattle vs. San Francisco, Dec. 5 (TD)

## ATTEMPTS

AFC:	332	Jonathan Taylor, Indianapolis
NFC:	258	Antonio Gibson, Washington

## ATTEMPTS, GAME

AFC:	35	Derrick Henry, Tennessee at Seattle, Sept. 19 (182 yards, 3 TD) (OT)
NFC:	33	D'Andre Swift, Detroit at Pittsburgh, Nov. 14 (130 yards, 0 TD) (OT)

## YARDS PER ATTEMPT

NFC:	6.3	Rashaad Penny, Seattle
AFC:	6.3	Josh Allen, Buffalo

## TOUCHDOWNS

AFC:	18	Jonathan Taylor, Indianapolis
NFC:	15	James Conner, Arizona

## TEAM LEADERS, YARDS

AFC:	BALTIMORE, 767, Lamar Jackson; BUFFALO, 870, Devin Singletary; CINCINNATI, 1205, Joe Mixon; CLEVELAND, 1259, Nick Chubb; DENVER, 918, Melvin Gordon; HOUSTON, 427, Rex Burkhead; INDIANAPOLIS, 1811, Jonathan Taylor; JACKSONVILLE, 767, James Robinson; KANSAS CITY, 558, Darrel Williams; LAS VEGAS, 872, Josh Jacobs; L.A. CHARGERS, 911, Austin Ekeler; MIAMI, 612, Myles Gaskin; NEW ENGLAND, 929, Damien Harris; N.Y. JETS, 639, Michael Carter*; PITTSBURGH, 1200, Najee Harris*; TENNESSEE, 937, Derrick Henry
NFC:	ARIZONA, 752, James Conner; ATLANTA, 618, Cordarrelle Patterson; CAROLINA, 612, Chuba Hubbard*; CHICAGO, 849, David Montgomery; DALLAS, 1002, Ezekiel Elliott; DETROIT, 617, D'Andre Swift; GREEN BAY, 803, A.J. Dillon; L.A. RAMS, 845, Sony Michel; MINNESOTA, 1159, Dalvin Cook; NEW ORLEANS, 898, Alvin Kamara; N.Y. GIANTS, 593, Saquon Barkley; Devontae Booker; PHILADELPHIA, 784, Jalen Hurts; SAN FRANCISCO, 963, Elijah Mitchell*; SEATTLE, 749, Rashaad Penny; TAMPA BAY, 812, Leonard Fournette; WASHINGTON, 1037, Antonio Gibson

## TEAM CHAMPION

NFC:	2715	Philadelphia
AFC:	2540	Indianapolis

\* Player that was a rookie in 2021

## NFL TOP 10 RUSHERS

	Att	Yards	Avg	Long	TD
Taylor, Jonathan, Ind.	332	1811	5.5	83	18
Chubb, Nick, Cle.	228	1259	5.5	70t	8
Mixon, Joe, Cin.	292	1205	4.1	32	13
* Harris, Najee, Pit.	307	1200	3.9	37t	7
Cook, Dalvin, Min.	249	1159	4.7	66	6
Gibson, Antonio, Was.	258	1037	4.0	27	7
Elliott, Ezekiel, Dal.	237	1002	4.2	47	10
* Mitchell, Elijah, S.F.	207	963	4.7	39	5
Henry, Derrick, Ten.	219	937	4.3	76t	10
Harris, Damien, N.E.	202	929	4.6	64t	15

## AFC—INDIVIDUAL RUSHERS

	Att	Yards	Avg	Long	TD
Taylor, Jonathan, Ind.	332	1811	5.5	83	18
Chubb, Nick, Cle.	228	1259	5.5	70t	8
Mixon, Joe, Cin.	292	1205	4.1	32	13
* Harris, Najee, Pit.	307	1200	3.9	37t	7
Henry, Derrick, Ten.	219	937	4.3	76t	10
Harris, Damien, N.E.	202	929	4.6	64t	15
Gordon, Melvin, Den.	203	918	4.5	70t	8
Ekeler, Austin, LA-C	206	911	4.4	28	12
* Williams, Javonte, Den.	203	903	4.4	49	4
Jacobs, Josh, L.V.	217	872	4.0	28	9
Singletary, Devin, Buf.	188	870	4.6	46t	7
Jackson, Lamar, Bal.	133	767	5.8	31	2
Robinson, James, Jac.	164	767	4.7	58	8
Allen, Josh, Buf.	122	763	6.3	34	6
* Carter, Michael, NYJ	147	639	4.3	55	4
Gaskin, Myles, Mia.	173	612	3.5	30	3
* Stevenson, Rhomondre, N.E.	133	606	4.6	21	5
Freeman, Devonta, Bal.	133	576	4.3	32	5
Foreman, D'Onta, Ten.	133	566	4.3	35	3
Williams, Darrel, K.C.	144	558	3.9	21	6
Johnson, D'Ernest, Cle.	100	534	5.3	30	3
Edwards-Helaire, Clyde, K.C.	119	517	4.3	17	4
Murray, Latavius, Bal.	119	501	4.2	46t	6
Burkhead, Rex, Hou.	122	427	3.5	36	3
Hunt, Kareem, Cle.	78	386	4.9	33	5
Mahomes, Patrick, K.C.	66	381	5.8	32	2
Jackson, Justin, LA-C	68	364	5.4	75	2
Coleman, Tevin, NYJ	84	356	4.2	20	0
Hilliard, Dontrell, Ten.	56	350	6.3	68t	2
Moss, Zack, Buf.	96	345	3.6	17	4
* Lawrence, Trevor, Jac.	73	334	4.6	26	2
Johnson, Duke, Mia.	71	330	4.6	27	3
Herbert, Justin, LA-C	63	302	4.8	36	3
Huntley, Tyler, Bal.	47	294	6.3	21	2
Hines, Nyheim, Ind.	56	276	4.9	34t	2
Tannehill, Ryan, Ten.	55	270	4.9	28	7
Gore, Derrick, K.C.	51	256	5.0	51t	2
Drake, Kenyan, L.V.	63	254	4.0	21	2
Hyde, Carlos, Jac.	72	253	3.5	18	1
Lindsay, Phillip, Hou.-Mia.	88	249	2.8	35	1
Perine, Samaje, Cin.	55	246	4.5	46t	1
Johnson, Ty, NYJ	61	238	3.9	24	2
Johnson, David, Hou.	67	228	3.4	15	0
Bolden, Brandon, N.E.	44	226	5.1	24	1
Wentz, Carson, Ind.	57	215	3.8	18	1
Barber, Peyton, L.V.	55	212	3.9	27	2
Williams, Ty'Son, Bal.	35	185	5.3	35t	1
* Wilson, Zach, NYJ	29	185	6.4	52t	4
Freeman, Royce, Car.-Hou.	56	169	3.0	13	0
McNichols, Jeremy, Ten.	41	156	3.8	14	0
Taylor, Tyrod, Hou.	19	151	7.9	30	3
Ahmed, Salvon, Mia.	54	149	2.8	16	0
Ogunbowale, Dare, Jac.	43	137	3.2	12	1
Mayfield, Baker, Cle.	37	134	3.6	14	1
* Jones, Mac, N.E.	44	129	2.9	13	0
Tagovailoa, Tua, Mia.	42	128	3.0	23	3

## 2021 INDIVIDUAL STATISTICS—RUSHING

	Att	Yards	Avg	Long	TD		Att	Yards	Avg	Long	TD
Bourne, Kendrick, N.E.	12	125	10.4	18	0	Olszewski, Gunner, N.E.	1	9	9.0	9	0
Breida, Matt, Buf.	26	125	4.8	28	1	* Ragas, Trey, L.V.	1	9	9.0	9	0
Brown, Malcolm, Mia.	33	125	3.8	24t	1	Rogers, Chester, Ten.	1	9	9.0	9	0
Burrow, Joe, Cin.	40	118	3.0	12	2	Samuels, Jaylen, Hou.	5	9	1.8	3	0
Agnew, Jamal, Jac.	7	111	15.9	66t	1	Smith-Schuster, JuJu, Pit.	3	9	3.0	3t	1
Carr, Derek, L.V.	40	108	2.7	22	0	Nabers, Gabe, LA-C	3	8	2.7	4	0
Bridgewater, Teddy, Den.	30	106	3.5	13	2	Crockett, Damarea, Den.	3	7	2.3	6	0
Kelley, Joshua, LA-C	33	102	3.1	14	0	Evans, Darrynton, Ten.	2	7	3.5	5	0
Mack, Marlon, Ind.	28	101	3.6	22	0	Smith, Tremon, Hou.	1	7	7.0	7	0
Walter, Austin, NYJ	26	101	3.9	14	1	Williams, Preston, Mia.	1	7	7.0	7	0
Snell, Benny, Pit.	36	98	2.7	9	0	Blasingame, Khari, Ten.	3	6	2.0	3	0
Claypool, Chase, Pit.	14	96	6.9	25	0	Leavitt, Dallin, L.V.	2	6	3.0	4	0
Hill, Tyreek, K.C.	9	96	10.7	33	0	* Palmer, Josh, LA-C	1	6	6.0	6	0
Mariota, Marcus, L.V.	13	87	6.7	31	1	Brown, Marquise, Bal.	1	5	5.0	5	0
* Rountree III, Larry, LA-C	36	87	2.4	13	1	Roethlisberger, Ben, Pit.	20	5	0.3	8	1
Armstead, Ryquell, Jac.	15	80	5.3	26	0	Stanton, Johnny, Cle.	3	5	1.7	3	0
* Evans, Chris, Cin.	17	77	4.5	13	0	Jackson, DeSean, L.V.	1	4	4.0	4	0
Brissett, Jacoby, Mia.	19	70	3.7	19	1	Knox, Dawson, Buf.	0	4	---	4	0
McKinnon, Jerick, K.C.	12	62	5.2	18	0	Laird, Patrick, Mia.	1	4	4.0	4	0
* Moore, Elijah, NYJ	5	54	10.8	19t	1	Mann, Braden, NYJ	1	4	4.0	4	0
Johnson, Dontae, Pit.	5	53	10.6	25	0	Ricard, Patrick, Bal.	2	4	2.0	2	0
Lock, Drew, Den.	10	53	5.3	23t	2	Wingard, Andrew, Jac.	1	4	4.0	4	0
Rudolph, Mason, Pit.	5	53	10.6	26	0	Akins, Jordan, Hou.	1	3	3.0	3	0
Williams, Trayveon, Cin.	15	51	3.4	10	0	Conley, Chris, Hou.	1	3	3.0	3	0
Duvernay, Devin, Bal.	7	50	7.1	19	0	Cottrell, Nathan, Jac.	1	3	3.0	3	0
McKenzie, Isaiah, Buf.	9	47	5.2	10	1	Ffrench, Maurice, LA-C	1	3	3.0	3	0
Hardman, Mecole, K.C.	8	46	5.8	24	0	Flacco, Joe, NYJ	2	3	1.5	2	0
* Mills, Davis, Hou.	18	44	2.4	11	0	Gilliam, Reggie, Buf.	3	3	1.0	2	0
Pittman, Michael, Ind.	5	44	8.8	25	0	Judy, Jerry, Den.	2	3	1.5	3	0
Shenault, Laviska Jr., Jac.	11	41	3.7	11	0	Jones, Zay, L.V.	2	3	1.5	4	0
Berrios, Braxton, NYJ	7	40	5.7	11	2	Kelce, Travis, K.C.	2	3	1.5	4t	1
Landry, Jarvis, Cle.	6	40	6.7	16t	2	McFarland, Anthony, Pit.	3	3	1.0	3	0
Richard, Jalen, L.V.	9	40	4.4	23	0	Morgan, Stanley, Cin.	1	3	3.0	3	0
Smith, Jonnu, N.E.	9	40	4.4	9	0	Renfrow, Hunter, L.V.	3	3	1.0	5	0
* Schwartz, Anthony, Cle.	6	39	6.5	17	0	Smythe, Durham, Mia.	2	3	1.5	2	0
White, James, N.E.	10	38	3.8	10	1	* Waddle, Jaylen, Mia.	2	3	1.5	2	1
Taylor, J.J., N.E.	19	37	1.9	15	2	Beathard, C.J., Jac.	1	2	2.0	2	0
Ballage, Kalen, Pit.	12	36	3.0	13	0	Peterman, Nathan, L.V.	2	2	1.0	1	0
Boone, Mike, Den.	4	35	8.8	16	0	Ebron, Eric, Pit.	1	1	1.0	1t	1
Guyton, Jalen, LA-C	7	34	4.9	21	0	Ingold, Alec, L.V.	2	1	0.5	1	0
Dulin, Ashton, Ind.	3	32	10.7	37	0	Njoku, David, Cle.	1	1	1.0	1	0
* Jackson, Deon, Ind.	13	31	2.4	10	1	Palardy, Michael, Mia.	1	1	1.0	1	0
Perine, La'Mical, NYJ	8	31	3.9	14	0	Watt, Derek, Pit.	1	1	1.0	1	0
Sanders, Emmanuel, Buf.	2	31	15.5	24	0	Andrews, Mark, Bal.	1	0	0.0	0	0
Johnson, Josh, NYJ-Bal.	9	28	3.1	11	0	Dorssett, Phillip, Hou.	1	0	0.0	0	0
Burton, Michael, K.C.	8	26	3.3	7t	1	Edwards, Bryan, L.V.	1	0	0.0	0	0
* Felton, Demetric, Cle.	7	24	3.4	12	0	Fejedelem, Clayton, Mia.	1	0	0.0	0	0
Trubisky, Mitchell, Buf.	13	24	1.8	22	1	Gillan, Jamie, Cle.	1	0	0.0	0	0
Boyd, Tyler, Cin.	2	22	11.0	14	0	Henne, Chad, K.C.	8	0	0.0	4	0
Keenum, Case, Cle.	12	22	1.8	10	0	Janovich, Andy, Cle.	2	0	0.0	1t	1
Austin, Tavon, Jac.	3	21	7.0	8	0	Allen, Brandon, Cin.	7	-1	-0.1	3	0
* Chase, Ja'Marr, Cin.	7	21	3.0	10	0	* McCrary, Nate, Bal.	1	-1	-1.0	-1	0
Cooks, Brandin, Hou.	2	21	10.5	16	0	Smith, Jeff, NYJ	1	-1	-1.0	-1	0
Pascal, Zach, Ind.	2	21	10.5	12	0	White, Mike, NYJ	5	-1	-0.2	2	0
Roberts, Andre, LA-C	3	19	6.3	9	0	Daniel, Chase, LA-C	2	-2	-1.0	-1	0
Wilson, Albert, Mia.	4	17	4.3	14	0	Johnson, Marcus, Ten.	2	-2	-1.0	5	0
Ruggs III, Henry, L.V.	3	16	5.3	7	0	Webb, Davis, Buf.	2	-3	-1.5	-1	0
Batson, Cameron, Ten.	2	15	7.5	11	0	Woodside, Logan, Ten.	6	-6	-1.0	-1	0
McCloud, Ray-Ray, Pit.	2	15	7.5	10	0	Hoyer, Brian, N.E.	11	-8	-0.7	2	0
Beckham, Odell, Cle.	2	14	7.0	10	0						
Kelly, John, Cle.	2	13	6.5	11	0						
Phillips, Scottie, Hou.	6	13	2.2	4	0						
Washington, James, Pit.	2	13	6.5	12	0						
Agholor, Nelson, N.E.	3	11	3.7	6	0						
* Sargeni, Mekhi, Ten.-LA-R-Jac.	5	11	2.2	3	0						
Bell, Blake, K.C.	4	10	2.5	3	0						
Brown, A.J., Ten.	2	10	5.0	7	0						
* Ehlinger, Sam, Ind.	3	9	3.0	9	0						
Meyers, Jakobi, N.E.	1	9	9.0	9	0						

t = Touchdown: Leader based on most yards gained  
 \* Player that was a rookie in 2021

### NFC—INDIVIDUAL RUSHERS

	Att	Yards	Avg	Long	TD
Cook, Dalvin, Min.	249	1159	4.7	66	6
Gibson, Antonio, Was.	258	1037	4.0	27	7
Elliott, Ezekiel, Dal.	237	1002	4.2	47	10
* Mitchell, Elijah, S.F.	207	963	4.7	39	5

## 2021 INDIVIDUAL STATISTICS—RUSHING

	Att	Yards	Avg	Long	TD		Att	Yards	Avg	Long	TD
Kamara, Alvin, N.O.	240	898	3.7	30	4	Williams, Jonathan, Was.	17	79	4.6	23	1
Montgomery, David, Chi.	225	849	3.8	41	7	Dalton, Andy, Chi.	16	76	4.8	14	0
Michel, Sony, LA-R	208	845	4.1	39	4	Lamb, CeeDee, Dal.	9	76	8.4	33	0
Fournette, Leonard, T.B.	180	812	4.5	47t	8	* Moore, Rondale, Ariz	18	76	4.2	26	0
Dillon, A.J., G.B.	187	803	4.3	36	5	* Jefferson, Jermar, Det.	15	74	4.9	28t	2
Jones, Aaron, G.B.	171	799	4.7	57	4	Hasty, Ja'Mycal, S.F.	16	68	4.3	21	1
Hurts, Jalen, Phi.	139	784	5.6	31	10	Fromm, Jake, NY-G	8	65	8.1	27	0
Sanders, Miles, Phi.	137	754	5.5	38	0	* Nwangwu, Kene, Min.	13	61	4.7	19	0
Conner, James, Ariz	202	752	3.7	35	15	* St. Brown, Amon-Ra, Det.	7	61	8.7	26t	1
Penny, Rashaad, Sea.	119	749	6.3	62t	6	* Eskridge, D'Wayne, Sea.	4	59	14.8	30	0
Pollard, Tony, Dal.	130	719	5.5	58t	2	Bernard, Giovani, T.B.	8	58	7.3	24	0
Henderson, Darrell, LA-R	149	688	4.6	29	5	Garoppolo, Jimmy, S.F.	38	51	1.3	7	3
Patterson, Cordarrelle, Atl.	153	618	4.0	39	6	Huntley, Jason, Phi.	13	51	3.9	18	0
Swift, D'Andre, Det.	151	617	4.1	57t	5	Moore, D.J., Car.	8	48	6.0	14	0
* Hubbard, Chuba, Car.	172	612	3.6	26	5	Woods, Robert, LA-R	8	46	5.8	16t	1
Williams, Jamaal, Det.	153	601	3.9	20	3	Montgomery, Ty, N.O.	15	44	2.9	9	0
Barkley, Saquon, NY-G	162	593	3.7	41	2	Miller, Scott, T.B.	2	43	21.5	33t	1
Booker, Devontae, NY-G	145	593	4.1	31	2	Stafford, Matthew, LA-R	32	43	1.3	12	0
Edmonds, Chase, Ariz	116	592	5.1	54	2	Smith, Geno, Sea.	9	42	4.7	12	1
Ingram, Mark, Hou.-N.O.	160	554	3.5	28	2	Harris, Deonte, N.O.	5	41	8.2	22	0
Davis, Mike, Atl.	138	503	3.6	18	3	McCoy, Colt, Ariz	22	37	1.7	11	0
Mattison, Alexander, Min.	134	491	3.7	48	3	Anderson, Robby, Car.	3	36	12.0	30	0
McCaffrey, Christian, Car.	99	442	4.5	18	1	Ham, C.J., Min.	7	34	4.9	30	0
* Herbert, Khalil, Chi.	103	433	4.2	29	2	Glennon, Mike, NY-G	7	33	4.7	13	1
Jones, Ronald, T.B.	101	428	4.2	30	4	Grant, Jakeem, Chi.	5	33	6.6	13	0
Murray, Kyler, Ariz	88	423	4.8	57	5	Ward, Jonathan, Ariz	9	33	3.7	7	0
* Fields, Justin, Chi.	72	420	5.8	23	2	Lazard, Allen, G.B.	3	32	10.7	14	0
Collins, Alex, Sea.	108	411	3.8	25	2	Mooney, Darnell, Chi.	6	32	5.3	15t	1
Howard, Jordan, Phi.	86	406	4.7	25	3	Reagor, Jalen, Phi.	10	32	3.2	12	0
Hill, Taysom, N.O.	70	374	5.3	44t	5	Swain, Freddie, Sea.	5	32	6.4	11	0
Scott, Boston, Phi.	87	373	4.3	23	7	Smith, Keith, Atl.	9	31	3.4	8	0
Samuel, Deebo, S.F.	59	365	6.2	49	8	* Hardy, Ja'Quan, Dal.	4	29	7.3	22t	1
Heinicke, Taylor, Was.	60	313	5.2	38	1	Moore, C.J., Det.	1	28	28.0	28	0
Jones, Daniel, NY-G	62	298	4.8	46	2	Raymond, Kalif, Det.	4	28	7.0	13	0
Wilson, Jeff, S.F.	79	294	3.7	17	2	Love, Jordan, G.B.	12	27	2.3	10	0
* Gainwell, Kenneth, Phi.	68	291	4.3	18t	5	Smallwood, Wendell, Was.	5	25	5.0	13	0
* Patterson, Jaret, Was.	68	266	3.9	13	2	Dortch, Greg, Ariz	1	24	24.0	24	0
Carson, Chris, Sea.	54	232	4.3	33	3	* Hill, Kylin, G.B.	10	24	2.4	8	0
Newton, Cam, Car.	47	230	4.9	33	5	Cabinda, Jason, Det.	3	23	7.7	21	0
Reynolds, Craig, Det.	55	230	4.2	35	0	Juszczyk, Kyle, S.F.	8	22	2.8	6t	1
Darnold, Sam, Car.	48	222	4.6	30	5	Armah, Alex, N.O.	5	21	4.2	9	0
McKissic, J.D., Was.	48	212	4.4	15	2	Godwin, Chris, T.B.	4	21	5.3	9	1
Wilson, Russell, Sea.	43	183	4.3	17	2	Minshew, Gardner, Phi.	9	21	2.3	9	0
Vaughn, Ke'Shawn, T.B.	36	180	5.0	55t	2	Everett, Gerald, Sea.	3	20	6.7	13	0
Homer, Travis, Sea.	21	177	8.4	73t	1	Jefferson, Van, LA-R	2	20	10.0	10	0
* Lance, Trey, S.F.	38	168	4.4	15	1	Kittle, George, S.F.	3	20	6.7	9	0
* Sermon, Trey, S.F.	41	167	4.1	16	1	Mostert, Raheem, S.F.	2	20	10.0	11	0
Abdullah, Ameer, Min.-Car.	51	166	3.3	15	0	Siemian, Trevor, N.O.	9	20	2.2	17t	1
Winston, Jameis, N.O.	32	166	5.2	20	1	Kupp, Cooper, LA-R	4	18	4.5	18	0
Williams, Damien, Chi.	40	164	4.1	23	2	Aiyuk, Brandon, S.F.	5	17	3.4	8	0
Prescott, Dak, Dal.	48	146	3.0	21	1	Ross, John, NY-G	1	16	16.0	16	0
Jones, Tony, N.O.	54	142	2.6	11	0	Washington, Dwayne, N.O.	4	16	4.0	5	0
Clement, Corey, Dal.	33	140	4.2	38	0	Chandler, Sean, Car.	1	14	14.0	14	0
Dallas, DeeJay, Sea.	33	138	4.2	15	2	Grayson, Cyril, T.B.	1	14	14.0	14	0
Benjamin, Eno, Ariz	34	118	3.5	21t	1	Jefferson, Justin, Min.	6	14	2.3	11	0
Igwebulike, Godwin, Det.	18	118	6.6	42t	1	Mannion, Sean, Min.	2	14	7.0	11	0
Cousins, Kirk, Min.	29	115	4.0	29	1	St. Brown, Equanimeous, G.B.	3	14	4.7	13	0
Ollison, Qadree, Atl.	21	105	5.0	19t	1	Boyle, Tim, Det.	2	13	6.5	14	0
Gallman, Wayne, Atl.	28	104	3.7	17	0	Walker, P.J., Car.	7	13	1.9	13	0
Bell, Le'Veon, Bal.-T.B.	39	101	2.6	12	2	McLaurin, Terry, Was.	1	12	12.0	12	0
Rodgers, Aaron, G.B.	33	101	3.1	18	3	Patrick, Jacques, S.F.	2	12	6.0	8	0
Penny, Elijah, NY-G	24	99	4.1	12	1	Allen, Kyle, Was.	2	11	5.5	11	0
Peterson, Adrian, Ten.-Sea.	38	98	2.6	16	2	* Darden, Jaelon, T.B.	1	11	11.0	11	0
Carter, DeAndre, Was.	10	89	8.9	27	0	Howell, Buddy, LA-R	5	11	2.2	4	0
Taylor, Patrick, G.B.	23	89	3.9	12	1	Kirk, Christian, Ariz	1	11	11.0	11	0
Goff, Jared, Det.	17	87	5.1	26	0	* Rodgers, Amari, G.B.	1	11	11.0	11	0
Ryan, Matt, Atl.	40	82	2.1	17	1	Samuel, Curtis, Was.	4	11	2.8	8	0
Brady, Tom, T.B.	28	81	2.9	13	2	* Tremble, Tommy, Car.	3	11	3.7	7t	1



## 2021 INDIVIDUAL/TEAM STATISTICS—RUSHING

	Att	Yards	Avg	Long	TD
Wilson, Ced, Dal.	2	11	5.5	6	0
Evans, Mike, T.B.	1	10	10.0	10	0
Osborn, K.J., Min.	1	10	10.0	10	0
Lockett, Tyler, Sea.	2	9	4.5	7	0
Foles, Nick, Chi.	4	8	2.0	8	0
Sims, Cam, Was.	1	7	7.0	7	0
Blough, David, Det.	1	6	6.0	6	0
Board, C.J., NY-G	1	6	6.0	6	0
* Book, Ian, N.O.	3	6	2.0	3	0
Brown, Antonio, T.B.	1	6	6.0	6	0
* Franks, Feleipe, Atl.	3	6	2.0	4	0
Metcalfe, DK, Sea.	1	6	6.0	6	0
Streveler, Chris, Ariz	3	6	2.0	4	0
* Toney, Kadarius, NY-G	3	6	2.0	7	0
* Funk, Jake, LA-R	2	5	2.5	6	0
* Prentice, Adam, N.O.	3	5	1.7	2	0
Bonnafon, Reggie, Car.	1	4	4.0	4	0
* Brightwell, Gary, NY-G	1	4	4.0	4	0
Cannon, Trenton, Bal.-S.F.	3	4	1.3	3	0
Ertz, Zach, Ariz	1	4	4.0	4	0
Nall, Ryan, Chi.	1	4	4.0	4	0
Smith, Ito, Dal.	1	4	4.0	4t	1
Akers, Cam, LA-R	5	3	0.6	2	0
Cooper, Pharoh, NY-G	1	3	3.0	3	0
Watkins, Quez, Phi.	1	3	3.0	3	0
Fitzpatrick, Ryan, Was.	1	2	2.0	2	0
Thielen, Adam, Min.	1	2	2.0	2	0
Zaccheaus, Olamide, Atl.	1	2	2.0	2	0
Cobb, Randall, G.B.	1	1	1.0	1	0
* Milne, Dax, Was.	1	1	1.0	1	0
Stills, Kenny, N.O.	1	1	1.0	1	0
Barner, Kenjon, T.B.	4	0	0.0	1	0
Hekker, Johnny, LA-R	1	0	0.0	0	0
Kmet, Cole, Chi.	1	0	0.0	0	0
Lee, Andy, Ariz	1	0	0.0	0	0
Benkert, Kurt, G.B.	2	-1	-0.5	0	0
Goodwin, Marquise, Chi.	2	-1	-0.5	1	0
Wolford, John, LA-R	2	-1	-0.5	0	0
Bachman, Alex, NY-G	1	-3	-3.0	-3	0
Engram, Evan, NY-G	1	-3	-3.0	-3	0
Ozigbo, Devine, N.O.	1	-3	-3.0	-3	0
Perriman, Breshad, T.B.	1	-3	-3.0	-3	0
* Smith, Shi, Car.	1	-3	-3.0	-3	0
* Brown, Dyami, Was.	1	-4	-4.0	-4	0
Gabbert, Blaine, T.B.	9	-7	-0.8	0	0
Rush, Cooper, Dal.	9	-8	-0.9	2	0
Shepard, Sterling, NY-G	1	-9	-9.0	-9	0
Slayton, Darius, NY-G	1	-13	-13.0	-13	0

t = Touchdown; Leader based on most yards gained  
 \* Player that was a rookie in 2021

### AMERICAN FOOTBALL CONFERENCE—RUSHING

	Att	Yards	Avg	Long	TD
Indianapolis	499	2540	5.1	83	22
Baltimore	517	2479	4.8	46t	18
Cleveland	485	2471	5.1	70t	20
Tennessee	551	2404	4.4	76t	23
Buffalo	461	2209	4.8	46t	20
New England	489	2151	4.4	64t	24
Denver	455	2025	4.5	70t	16
Kansas City	431	1955	4.5	51t	16
L.A. Chargers	423	1834	4.3	75	18
Jacksonville	392	1755	4.5	66t	13
Cincinnati	436	1742	4.0	46t	16
N.Y. Jets	380	1667	4.4	55	14
Las Vegas	414	1617	3.9	31	14
Pittsburgh	411	1583	3.9	37t	10
Miami	442	1568	3.5	30	12
Houston	420	1422	3.4	36	8
<b>AFC Total</b>	<b>7206</b>	<b>31422</b>	<b>4.4</b>	<b>83</b>	<b>264</b>
<b>AFC Average</b>	<b>450.4</b>	<b>1963.9</b>	<b>4.4</b>	<b>---</b>	<b>16.5</b>

### NATIONAL FOOTBALL CONFERENCE—RUSHING

	Att	Yards	Avg	Long	TD
Philadelphia	550	2715	4.9	38	25
San Francisco	499	2166	4.3	49	22
Dallas	473	2119	4.5	58t	15
Arizona	496	2076	4.2	57	23
Seattle	413	2074	5.0	73t	18
Washington	477	2061	4.3	38	13
Chicago	475	2018	4.2	41	14
New Orleans	510	1991	3.9	44t	12
Minnesota	449	1930	4.3	66	10
Green Bay	446	1900	4.3	57	13
Detroit	427	1886	4.4	57t	12
Carolina	455	1842	4.0	33	17
N.Y. Giants	419	1688	4.0	46	8
L.A. Rams	420	1683	4.0	39	10
Tampa Bay	385	1672	4.3	55t	18
Atlanta	393	1451	3.7	39	11
<b>NFC Total</b>	<b>7287</b>	<b>31272</b>	<b>4.3</b>	<b>73t</b>	<b>241</b>
<b>NFC Average</b>	<b>455.4</b>	<b>1954.5</b>	<b>4.3</b>	<b>---</b>	<b>15.1</b>
<b>League Total</b>	<b>14493</b>	<b>62694</b>	<b>---</b>	<b>83</b>	<b>505</b>
<b>League Average</b>	<b>452.9</b>	<b>1959.2</b>	<b>4.3</b>	<b>---</b>	<b>15.8</b>

## 2021 INDIVIDUAL STATISTICS—PASSING

### PASSING

#### HIGHEST RATING

NFC: 111.9 Aaron Rodgers, Green Bay  
 AFC: 108.3 Joe Burrow, Cincinnati

#### COMPLETION PERCENTAGE

NFC: 70.4 Joe Burrow, Cincinnati  
 NFC: 69.2 Kyler Murray, Arizona

#### ATTEMPTS

NFC: 719 Tom Brady, Tampa Bay  
 AFC: 672 Justin Herbert, L.A. Chargers

#### COMPLETIONS

NFC: 485 Tom Brady, Tampa Bay  
 AFC: 443 Justin Herbert, L.A. Chargers

#### YARDS

NFC: 5316 Tom Brady, Tampa Bay  
 AFC: 5014 Justin Herbert, L.A. Chargers

#### YARDS, GAME

AFC: 525 Joe Burrow, Cincinnati vs. Baltimore,  
 Dec. 26 (37-46, 4 TD)  
 NFC: 445 Dak Prescott, Dallas at New England,  
 Oct. 17 (36-51, 3 TD) (OT)

#### LONGEST

NFC: 91 Jalen Hurts (to Quez Watkins) Philadelphia vs. San  
 Francisco, September 19  
 AFC: 82 Joe Burrow (to Ja'Marr Chase\*) Cincinnati at Balti-  
 more, October 24 - TD

### YARDS PER ATTEMPT

AFC: 8.87 Joe Burrow, Cincinnati  
 NFC: 8.64 Jimmy Garoppolo, San Francisco

### TOUCHDOWN PASSES

NFC: 43 Tom Brady, Tampa Bay  
 AFC: 38 Justin Herbert, L.A. Chargers

### TOUCHDOWN PASSES, GAME

AFC: 5 Patrick Mahomes, Kansas City at  
 Philadelphia, Oct. 3 (24-30, 278 yards)  
 5 Patrick Mahomes, Kansas City at  
 Las Vegas, Nov. 14 (35-50, 406 yards)  
 NFC: 5 Jameis Winston, New Orleans vs. Green Bay,  
 Sept. 12 (14-20, 148 yards)  
 5 Tom Brady, Tampa Bay vs. Atlanta,  
 Sept. 19 (24-36, 276 yards)  
 5 Tom Brady, Tampa Bay vs. Miami,  
 Oct. 10 (30-41, 411 yards)  
 5 Dak Prescott, Dallas at Philadelphia,  
 Jan. 8 (21-27, 295 yards)

### LOWEST INTERCEPTION PERCENTAGE

AFC: 1.4 Carson Wentz, Indianapolis  
 NFC: 0.8 Aaron Rodgers, Green Bay

### TEAM CHAMPION (MOST NET YARDS)

NFC: 5229 Tampa Bay  
 AFC: 4800 L.A. Chargers

### NFL TOP 10 PASSERS

	Att	Comp	Pct	Yds	Avg	Pct	Pct	Yds	Rating
			Comp		Gain	TD	Long	Int	Points
Rodgers, Aaron, G.B.	531	366	68.9	4115	7.75	37	7.0	75t	111.9
Burrow, Joe, Cin.	520	366	70.4	4611	8.87	34	6.5	82t	108.3
Prescott, Dak, Dal.	596	410	68.8	4449	7.46	37	6.2	51	104.2
Cousins, Kirk, Min.	561	372	66.3	4221	7.52	33	5.9	64t	103.1
Wilson, Russell, Sea.	400	259	64.8	3113	7.78	25	6.3	69t	103.1
Stafford, Matthew, LA-R	601	404	67.2	4886	8.13	41	6.8	79t	102.9
Brady, Tom, T.B.	719	485	67.5	5316	7.39	43	6.0	62t	102.1
Murray, Kyler, Ariz	481	333	69.2	3787	7.87	24	5.0	77t	100.6
Garoppolo, Jimmy, S.F.	441	301	68.3	3810	8.64	20	4.5	83	98.7
Mahomes, Patrick, K.C.	658	436	66.3	4839	7.35	37	5.6	75t	98.5

## 2021 INDIVIDUAL/TEAM STATISTICS—PASSING

### AMERICAN FOOTBALL CONFERENCE—PASSING

	Att	Comp	Pct Comp	Gross Yards	Sacked	Yds Lost	Net Yards	Yds/Att	Yards/Comp	TD	Pct TD	Long	Int	Pct Int
L.A. Chargers	674	443	65.7	5014	31	214	4800	7.14	11.32	38	5.64	72t	15	2.2
Kansas City	675	448	66.4	4937	28	146	4791	7.31	11.02	37	5.48	75t	13	1.9
Las Vegas	628	429	68.3	4808	40	241	4567	7.66	11.21	23	3.66	61t	14	2.2
Cincinnati	555	384	69.2	4806	55	403	4403	8.66	12.52	36	6.49	82t	14	2.5
Buffalo	655	415	63.4	4450	27	166	4284	6.79	10.72	36	5.50	61	16	2.4
Baltimore	611	396	64.8	4267	57	306	3961	6.98	10.78	21	3.44	49t	18	2.9
New England	535	364	68.0	4098	28	241	3857	7.66	11.26	24	4.49	75t	13	2.4
Pittsburgh	664	425	64.0	4017	38	239	3778	6.05	9.45	23	3.46	59	11	1.7
N.Y. Jets	603	357	59.2	3959	53	418	3541	6.57	11.09	20	3.32	62t	20	3.3
Miami	615	404	65.7	3936	40	285	3651	6.40	9.74	21	3.41	65t	14	2.3
Denver	541	354	65.4	3856	40	263	3593	7.13	10.89	20	3.70	64	9	1.7
Tennessee	535	359	67.1	3745	47	327	3418	7.00	10.43	22	4.11	57t	14	2.6
Jacksonville	604	361	59.8	3674	32	238	3436	6.08	10.18	12	1.99	58	17	2.8
Houston	546	354	64.8	3630	44	325	3305	6.65	10.25	21	3.85	67t	15	2.7
Cleveland	520	320	61.5	3619	49	299	3320	6.96	11.31	21	4.04	71t	14	2.7
Indianapolis	521	324	62.2	3588	32	227	3361	6.89	11.07	27	5.18	76t	8	1.5
<b>AFC Total</b>	<b>9482</b>	<b>6137</b>	<b>---</b>	<b>66404</b>	<b>641</b>	<b>4338</b>	<b>62066</b>	<b>---</b>	<b>---</b>	<b>402</b>	<b>---</b>	<b>82t</b>	<b>225</b>	<b>---</b>
<b>AFC Average</b>	<b>592.6</b>	<b>383.6</b>	<b>64.7</b>	<b>4150.3</b>	<b>40.1</b>	<b>271.1</b>	<b>3879.1</b>	<b>7.00</b>	<b>10.82</b>	<b>25.1</b>	<b>4.2</b>	<b>---</b>	<b>14.1</b>	<b>2.4</b>

### NATIONAL FOOTBALL CONFERENCE—PASSING

	Att	Comp	Pct Comp	Gross Yards	Sacked	Yds Lost	Net Yards	Yds/Att	Yards/Comp	TD	Pct TD	Long	Int	Pct Int
Tampa Bay	731	492	67.3	5383	23	154	5229	7.36	10.94	43	5.88	62t	12	1.6
Dallas	647	444	68.6	4963	33	163	4800	7.67	11.18	40	6.18	73t	11	1.7
L.A. Rams	607	406	66.9	4893	31	251	4642	8.06	12.05	41	6.75	79t	18	3.0
Arizona	591	415	70.2	4619	39	343	4276	7.82	11.13	27	4.57	77t	11	1.9
Green Bay	593	402	67.8	4526	33	211	4315	7.63	11.26	39	6.58	75t	7	1.2
Minnesota	604	398	65.9	4450	30	212	4238	7.37	11.18	34	5.63	64t	7	1.2
San Francisco	514	343	66.7	4437	33	216	4221	8.63	12.94	26	5.06	83	14	2.7
Atlanta	573	377	65.8	3987	40	274	3713	6.96	10.58	20	3.49	64	15	2.6
Detroit	593	396	66.8	3884	36	286	3598	6.55	9.81	23	3.88	75t	14	2.4
Seattle	495	324	65.5	3815	46	383	3432	7.71	11.77	30	6.06	84t	7	1.4
Washington	550	356	64.7	3746	43	305	3441	6.81	10.52	21	3.82	73t	15	2.7
Chicago	542	332	61.3	3635	58	428	3207	6.71	10.95	16	2.95	64	20	3.7
Philadelphia	494	307	62.1	3585	31	181	3404	7.26	11.68	20	4.05	91	10	2.0
Carolina	599	348	58.1	3573	52	334	3239	5.96	10.27	14	2.34	64	21	3.5
N.Y. Giants	593	351	59.2	3463	38	267	3196	5.84	9.87	15	2.53	60	20	3.4
New Orleans	504	293	58.1	3437	37	251	3186	6.82	11.73	29	5.75	72t	13	2.6
<b>NFC Total</b>	<b>9230</b>	<b>5984</b>	<b>---</b>	<b>66396</b>	<b>603</b>	<b>4259</b>	<b>62137</b>	<b>---</b>	<b>---</b>	<b>438</b>	<b>---</b>	<b>91</b>	<b>215</b>	<b>---</b>
<b>NFC Average</b>	<b>576.9</b>	<b>374.0</b>	<b>64.8</b>	<b>4149.8</b>	<b>37.7</b>	<b>266.2</b>	<b>3883.6</b>	<b>7.19</b>	<b>11.10</b>	<b>27.4</b>	<b>4.7</b>	<b>---</b>	<b>13.4</b>	<b>2.3</b>
<b>League Total</b>	<b>18712</b>	<b>12121</b>	<b>---</b>	<b>132800</b>	<b>1244</b>	<b>8597</b>	<b>124203</b>	<b>---</b>	<b>---</b>	<b>840</b>	<b>---</b>	<b>91</b>	<b>440</b>	<b>---</b>
<b>League Average</b>	<b>584.8</b>	<b>378.8</b>	<b>64.8</b>	<b>4150.0</b>	<b>38.9</b>	<b>268.7</b>	<b>3881.3</b>	<b>7.10</b>	<b>10.96</b>	<b>26.3</b>	<b>4.5</b>	<b>---</b>	<b>13.8</b>	<b>2.4</b>

## 2021 INDIVIDUAL STATISTICS—PASSING

## AFC—INDIVIDUAL PASSERS

	Att	Comp	Pct		Avg	Pct		Long	Int	Pct		Yds	Rating
			Comp	Yds		TD	TD			Sack	Lost		
Burrow, Joe, Cin.	520	366	70.4	4611	8.87	34	6.5	82t	14	2.7	51	370	108.3
Mahomes, Patrick, K.C.	658	436	66.3	4839	7.35	37	5.6	75t	13	2.0	28	146	98.5
Herbert, Justin, LA-C	672	443	65.9	5014	7.46	38	5.7	72t	15	2.2	31	214	97.7
Bridgewater, Teddy, Den.	426	285	66.9	3052	7.16	18	4.2	64	7	1.6	31	211	94.9
Wentz, Carson, Ind.	516	322	62.4	3563	6.91	27	5.2	76t	7	1.4	32	227	94.6
Carr, Derek, L.V.	626	428	68.4	4804	7.67	23	3.7	61t	14	2.2	40	241	94.0
* Jones, Mac, N.E.	521	352	67.6	3801	7.30	22	4.2	75t	13	2.5	28	241	92.5
Allen, Josh, Buf.	646	409	63.3	4407	6.82	36	5.6	61	15	2.3	26	164	92.2
Tagovailoa, Tua, Mia.	388	263	67.8	2653	6.84	16	4.1	65t	10	2.6	20	152	90.1
Tannehill, Ryan, Ten.	531	357	67.2	3734	7.03	21	4.0	57t	14	2.6	47	327	89.6
* Mills, Davis, Hou.	394	263	66.8	2664	6.76	16	4.1	67t	10	2.5	31	206	88.8
Jackson, Lamar, Bal.	382	246	64.4	2882	7.54	16	4.2	49t	13	3.4	38	190	87.0
Roethlisberger, Ben, Pit.	605	390	64.5	3740	6.18	22	3.6	59	10	1.7	38	239	86.8
Mayfield, Baker, Cle.	418	253	60.5	3010	7.20	17	4.1	71t	13	3.1	43	269	83.1
Brissett, Jacoby, Mia.	225	141	62.7	1283	5.70	5	2.2	52	4	1.8	19	132	78.1
* Lawrence, Trevor, Jac.	602	359	59.6	3641	6.05	12	2.0	58	17	2.8	32	238	71.9
* Wilson, Zach, NYJ	383	213	55.6	2334	6.09	9	2.3	54	11	2.9	44	370	69.7
(Nonqualifiers)													
Hoyer, Brian, N.E.	11	9	81.8	227	20.64	1	9.1	48	0	0.0	0	0	149.1
Flacco, Joe, NYJ	42	27	64.3	338	8.05	3	7.1	62t	0	0.0	2	13	113.0
Johnson, Josh, NYJ-Bal.	85	57	67.1	638	7.51	5	5.9	28	2	2.4	3	23	99.0
Keenum, Case, Cle.	72	47	65.3	462	6.42	3	4.2	34	1	1.4	5	29	91.3
Mullens, Nick, Cle.	30	20	66.7	147	4.90	1	3.3	25	0	0.0	0	0	89.2
Allen, Brandon, Cin.	34	17	50.0	149	4.38	2	5.9	26	0	0.0	4	33	81.6
Henne, Chad, K.C.	16	11	68.8	82	5.13	0	0.0	17	0	0.0	0	0	80.7
Lock, Drew, Den.	111	67	60.4	787	7.09	2	1.8	44	2	1.8	9	52	80.4
Taylor, Tyrod, Hou.	150	91	60.7	966	6.44	5	3.3	52	5	3.3	13	119	76.7
Huntley, Tyler, Bal.	188	122	64.9	1081	5.75	3	1.6	43	4	2.1	18	107	76.6
White, Mike, NYJ	132	88	66.7	953	7.22	5	3.8	28	8	6.1	4	18	75.1
Rudolph, Mason, Pit.	58	35	60.3	277	4.78	1	1.7	36	1	1.7	0	0	70.8
(Fewer than 10 attempts)													
Allen, Keenan, LA-C	1	0	0.0	0	0.00	0	0.0	---	0	0.0	0	0	39.6
Amendola, Danny, Hou.	1	0	0.0	0	0.00	0	0.0	---	0	0.0	0	0	39.6
Beasley, Cole, Buf.	1	0	0.0	0	0.00	0	0.0	---	0	0.0	0	0	39.6
Beathard, C.J., Jac.	2	2	100.0	33	16.50	0	0.0	28	0	0.0	0	0	118.8
Boswell, Chris, Pit.	1	0	0.0	0	0.00	0	0.0	---	0	0.0	0	0	39.6
Bourne, Kendrick, N.E.	1	1	100.0	25	25.00	1	100.0	25t	0	0.0	0	0	158.3
Boyd, Tyler, Cin.	1	1	100.0	46	46.00	0	0.0	46	0	0.0	0	0	118.8
Brown, A.J., Ten.	2	0	0.0	0	0.00	0	0.0	---	0	0.0	0	0	39.6
Burkhead, Rex, Hou.	1	0	0.0	0	0.00	0	0.0	---	0	0.0	0	0	39.6
Cole, Keelan, NYJ	1	0	0.0	0	0.00	0	0.0	---	0	0.0	0	0	39.6
Crowder, Jamison, NYJ	0	0	---	0	---	0	---	---	0	---	1	3	-1.0
Diggs, Stefon, Buf.	0	0	---	0	---	0	---	---	0	---	1	2	-1.0
Eason, Jacob, Ind.	5	2	40.0	25	5.00	0	0.0	15	1	20.0	0	0	16.7
Farley, Matthias, Ten.	1	1	100.0	6	6.00	0	0.0	6	0	0.0	0	0	91.7
Gesicki, Mike, Mia.	1	0	0.0	0	0.00	0	0.0	---	0	0.0	0	0	39.6
Henry, Derrick, Ten.	1	1	100.0	5	5.00	1	100.0	5t	0	0.0	0	0	127.1
Hinton, Kendall, Den.	1	1	100.0	1	1.00	0	0.0	1	0	0.0	0	0	79.2
Koch, Sam, Bal.	1	0	0.0	0	0.00	0	0.0	---	0	0.0	0	0	39.6
Landry, Jarvis, Cle.	0	0	---	0	---	0	---	---	0	---	1	1	-1.0
Long, Ty, LA-C	1	0	0.0	0	0.00	0	0.0	---	0	0.0	0	0	39.6
Mariota, Marcus, L.V.	2	1	50.0	4	2.00	0	0.0	4	0	0.0	0	0	56.3
Meyers, Jakobi, N.E.	2	2	100.0	45	22.50	0	0.0	30	0	0.0	0	0	118.8
Rypien, Brett, Den.	2	0	0.0	0	0.00	0	0.0	---	0	0.0	0	0	39.6
Sutton, Courtland, Den.	1	1	100.0	16	16.00	0	0.0	16	0	0.0	0	0	118.8
Townsend, Tommy, K.C.	1	1	100.0	16	16.00	0	0.0	16	0	0.0	0	0	118.8
Trubisky, Mitchell, Buf.	8	6	75.0	43	5.38	0	0.0	15	1	12.5	0	0	47.4
Wilson, Albert, Mia.	1	0	0.0	0	0.00	0	0.0	---	0	0.0	1	1	39.6

t = Touchdown

Leader based on rating points, minimum 224 attempts

\* Player that was a rookie in 2021

## 2021 INDIVIDUAL STATISTICS—PASSING

### NFC—INDIVIDUAL PASSERS

	Att	Comp	Pct Comp	Yds	Avg Gain	TD	Pct TD	Long	Int	Pct Int	Sack	Yds Lost	Rating Points
Rodgers, Aaron, G.B.	531	366	68.9	4115	7.75	37	7.0	75t	4	0.8	30	188	111.9
Prescott, Dak, Dal.	596	410	68.8	4449	7.46	37	6.2	51	10	1.7	30	144	104.2
Cousins, Kirk, Min.	561	372	66.3	4221	7.52	33	5.9	64t	7	1.2	28	197	103.1
Wilson, Russell, Sea.	400	259	64.8	3113	7.78	25	6.3	69t	6	1.5	33	266	103.1
Stafford, Matthew, LA-R	601	404	67.2	4886	8.13	41	6.8	79t	17	2.8	30	243	102.9
Brady, Tom, T.B.	719	485	67.5	5316	7.39	43	6.0	62t	12	1.7	22	144	102.1
Murray, Kyle, Ariz	481	333	69.2	3787	7.87	24	5.0	77t	10	2.1	31	286	100.6
Garoppolo, Jimmy, S.F.	441	301	68.3	3810	8.64	20	4.5	83	12	2.7	29	201	98.7
Goff, Jared, Det.	494	332	67.2	3245	6.57	19	3.8	63t	8	1.6	35	280	91.5
Ryan, Matt, Atl.	560	375	67.0	3968	7.09	20	3.6	64	12	2.1	40	274	90.4
Hurts, Jalen, Phi.	432	265	61.3	3144	7.28	16	3.7	91	9	2.1	26	150	87.2
Heinicke, Taylor, Was.	494	321	65.0	3419	6.92	20	4.0	73t	15	3.0	38	278	85.9
Jones, Daniel, NY-G	361	232	64.3	2428	6.73	10	2.8	54t	7	1.9	22	160	84.8
Dalton, Andy, Chi.	236	149	63.1	1515	6.42	8	3.4	60t	9	3.8	18	143	76.9
* Fields, Justin, Chi.	270	159	58.9	1870	6.93	7	2.6	64	10	3.7	36	264	73.2
Darnold, Sam, Car.	406	243	59.9	2527	6.22	9	2.2	63	13	3.2	35	204	71.9
(Nonqualifiers)													
Rush, Cooper, Dal.	47	30	63.8	422	8.98	3	6.4	73t	1	2.1	3	19	105.1
Minschew, Gardner, Phi.	60	41	68.3	439	7.32	4	6.7	36t	1	1.7	5	31	104.8
Smith, Geno, Sea.	95	65	68.4	702	7.39	5	5.3	84t	1	1.1	13	117	103.0
Winston, Jameis, N.O.	161	95	59.0	1170	7.27	14	8.7	72t	3	1.9	11	69	102.8
McCoy, Colt, Ariz	99	74	74.7	740	7.47	3	3.0	50	1	1.0	6	40	101.4
Allen, Kyle, Was.	19	12	63.2	120	6.32	1	5.3	19	0	0.0	2	5	98.6
Foles, Nick, Chi.	35	24	68.6	250	7.14	1	2.9	30	0	0.0	4	21	98.5
* Lance, Trey, S.F.	71	41	57.7	603	8.49	5	7.0	76t	2	2.8	4	15	97.3
Siemian, Trevor, N.O.	188	108	57.4	1154	6.14	11	5.9	46	3	1.6	9	64	88.4
Mannion, Sean, Min.	36	22	61.1	189	5.25	1	2.8	30	0	0.0	2	15	84.1
Gilbert, Garrett, Was.	31	20	64.5	194	6.26	0	0.0	46	0	0.0	2	20	81.9
Gabbert, Blaine, T.B.	11	7	63.6	67	6.09	0	0.0	23	0	0.0	1	10	80.5
Hill, Taysom, N.O.	134	78	58.2	978	7.30	4	3.0	70t	5	3.7	9	64	75.4
Love, Jordan, G.B.	62	36	58.1	411	6.63	2	3.2	62t	3	4.8	3	23	68.7
Newton, Cam, Car.	126	69	54.8	684	5.43	4	3.2	64	5	4.0	10	83	64.4
Boyle, Tim, Det.	94	61	64.9	526	5.60	3	3.2	42	6	6.4	0	0	63.5
Walker, P.J., Car.	66	36	54.5	362	5.48	1	1.5	24	3	4.5	7	47	56.5
Glennon, Mike, NY-G	167	90	53.9	790	4.73	4	2.4	60	10	6.0	9	68	49.7
* Book, Ian, N.O.	20	12	60.0	135	6.75	0	0.0	56	2	10.0	8	54	40.6
Fromm, Jake, NY-G	60	27	45.0	210	3.50	1	1.7	36	3	5.0	6	33	38.9
Rosen, Josh, Atl.	11	2	18.2	19	1.73	0	0.0	14	2	18.2	0	0	0.0
(Fewer than 10 attempts)													
Banjo, Chris, Ariz	1	1	100.0	23	23.00	0	0.0	23	0	0.0	0	0	118.8
Blough, David, Det.	0	0	---	0	---	0	---	---	0	---	1	6	-1.0
Dixon, Riley, NY-G	1	0	0.0	0	0.00	0	0.0	---	0	0.0	0	0	39.6
Elliott, Ezekiel, Dal.	1	1	100.0	4	4.00	0	0.0	4	0	0.0	0	0	83.3
Fitzpatrick, Ryan, Was.	6	3	50.0	13	2.17	0	0.0	6	0	0.0	1	2	56.3
Fournette, Leonard, T.B.	1	0	0.0	0	0.00	0	0.0	---	0	0.0	0	0	39.6
Fox, Jack, Det.	3	2	66.7	38	12.67	0	0.0	21	0	0.0	0	0	109.7
* Franks, Feleipe, Atl.	1	0	0.0	0	0.00	0	0.0	---	1	100.0	0	0	0.0
Gillikin, Blake, N.O.	1	0	0.0	0	0.00	0	0.0	---	0	0.0	0	0	39.6
Hekker, Johnny, LA-R	1	1	100.0	2	2.00	0	0.0	2	0	0.0	0	0	79.2
Jefferson, Justin, Min.	4	2	50.0	35	8.75	0	0.0	24	0	0.0	0	0	80.2
Kennedy, Tom, Det.	1	1	100.0	75	75.00	1	100.0	75t	0	0.0	0	0	158.3
Kirk, Christian, Ariz	1	1	100.0	33	33.00	0	0.0	33	0	0.0	0	0	118.8
Kupp, Cooper, LA-R	1	0	0.0	0	0.00	0	0.0	---	0	0.0	0	0	39.6
* Mond, Kellen, Min.	3	2	66.7	5	1.67	0	0.0	6	0	0.0	0	0	70.1
Montgomery, David, Chi.	1	0	0.0	0	0.00	0	0.0	---	1	100.0	0	0	0.0
Patterson, Cordarrelle, Atl.	1	0	0.0	0	0.00	0	0.0	---	0	0.0	0	0	39.6
Pettis, Dante, NY-G	1	1	100.0	16	16.00	0	0.0	16	0	0.0	0	0	118.8
Samuel, Deebo, S.F.	2	1	50.0	24	12.00	1	50.0	24	0	0.0	0	0	133.3
Streveler, Chris, Ariz	9	6	66.7	36	4.00	0	0.0	17	0	0.0	2	17	74.3
Swift, D'Andre, Det.	1	0	0.0	0	0.00	0	0.0	---	0	0.0	0	0	39.6
* Toney, Kadarius, NY-G	3	1	33.3	19	6.33	0	0.0	19	0	0.0	1	6	56.3
Ward, Greg, Phi.	2	1	50.0	2	1.00	0	0.0	2	0	0.0	0	0	56.3
Wilson, Ced, Dal.	3	3	100.0	88	29.33	0	0.0	35	0	0.0	0	0	118.8
Wolford, John, LA-R	4	1	25.0	5	1.25	0	0.0	5	1	25.0	1	8	0.0
Zylstra, Brandon, Car.	1	0	0.0	0	0.00	0	0.0	---	0	0.0	0	0	39.6

t = Touchdown; Leader based on rating points, minimum 224 attempts  
 \* Player that was a rookie in 2021

## 2021 INDIVIDUAL STATISTICS—PASS RECEIVING

### PASS RECEIVING

#### RECEPTIONS

NFC:	145	Cooper Kupp, L.A. Rams
AFC:	111	Tyreek Hill, Kansas City

#### RECEPTIONS, GAME

NFC:	15	Chris Godwin, Tampa Bay at Atlanta, Dec. 5 (143 yards, 0 TD)
AFC:	14	Najee Harris*, Pittsburgh vs. Cincinnati, Sept. 26 (102 yards, 0 TD)

#### YARDS

NFC:	1947	Cooper Kupp, L.A. Rams
AFC:	1455	Ja'Marr Chase*, Cincinnati

#### YARDS, GAME

AFC:	266	Ja'Marr Chase*, Cincinnati vs. Kansas City, Jan. 2 (11 receptions, 3 TD)
NFC:	206	Davante Adams, Green Bay at Cincinnati, Oct. 10 (11 receptions, 1 TD) (OT)

#### LONGEST

NFC:	91	Quez Watkins (from Jalen Hurts.) Philadelphia vs. San Francisco, Sept. 19
AFC:	82	Ja'Marr Chase* (from Joe Burrow.) Cincinnati at Baltimore, Oct. 24 (TD)

#### YARDS PER RECEPTION

NFC:	18.2	Deebo Samuel, San Francisco
AFC:	18.0	Ja'Marr Chase*, Cincinnati

#### TOUCHDOWNS

NFC:	16	Cooper Kupp, L.A. Rams
AFC:	13	Ja'Marr Chase*, Cincinnati

#### TEAM LEADERS, RECEPTIONS

AFC:	BALTIMORE, 107, Mark Andrews; BUFFALO, 103, Stefon Diggs; CINCINNATI, 81, Ja'Marr Chase*; CLEVELAND, 52, Jarvis Landry; DENVER, 68, Noah Fant; HOUSTON, 90, Brandin Cooks; INDIANAPOLIS, 88, Michael Pittman; JACKSONVILLE, 73, Marvin Jones; KANSAS CITY, 111, Tyreek Hill; LAS VEGAS, 103, Hunter Renfrow; L.A. CHARGERS, 106, Keenan Allen; MIAMI, 104, Jaylen Waddle*; NEW ENGLAND, 83, Jakobi Meyers; N.Y. JETS, 51, Jamison Crowder; PITTSBURGH, 107, Diontae Johnson; TENNESSEE, 63, A.J. Brown
NFC:	ARIZONA, 77, Christian Kirk; ATLANTA, 68, Kyle Pitts*; CAROLINA, 93, D.J. Moore; CHICAGO, 81, Darnell Mooney; DALLAS, 79, CeeDee Lamb; DETROIT, 90, Amon-Ra St. Brown*; GREEN BAY, 123, Davante Adams; L.A. RAMS, 145, Cooper Kupp; MINNESOTA, 108, Justin Jefferson; NEW ORLEANS, 47, Alvin Kamara; N.Y. GIANTS, 46, Evan Engram; PHILADELPHIA, 64, DeVonta Smith*; SAN FRANCISCO, 77, Deebo Samuel; SEATTLE, 75, DK Metcalf; TAMPA BAY, 98, Chris Godwin; WASHINGTON, 77, Terry McLaurin

#### NFL TOP 10 PASS RECEIVERS

	No	Yards	Avg	Long	TD
Kupp, Cooper, LA-R	145	1947	13.4	59	16
Adams, Davante, G.B.	123	1553	12.6	59	11
Hill, Tyreek, K.C.	111	1239	11.2	75t	9
Jefferson, Justin, Min.	108	1616	15.0	56	10
Andrews, Mark, Bal.	107	1361	12.7	43	9
Johnson, Diontae, Pit.	107	1161	10.9	50t	8
Allen, Keenan, LA-C	106	1138	10.7	42	6
*Waddle, Jaylen, Mia.	104	1015	9.8	57	6
Diggs, Stefon, Buf.	103	1225	11.9	61	10
Renfrow, Hunter, L.V.	103	1038	10.1	54	9

#### NFL TOP 10 RECEIVERS BY YARDS

	Yards	No	Avg	Long	TD
Kupp, Cooper, LA-R	1947	145	13.4	59	16
Jefferson, Justin, Min.	1616	108	15.0	56	10
Adams, Davante, G.B.	1553	123	12.6	59	11
* Chase, Ja'Marr, Cin.	1455	81	18.0	82t	13
Samuel, Deebo, S.F.	1405	77	18.2	83	6
Andrews, Mark, Bal.	1361	107	12.7	43	9
Hill, Tyreek, K.C.	1239	111	11.2	75t	9
Diggs, Stefon, Buf.	1225	103	11.9	61	10
Lockett, Tyler, Sea.	1175	73	16.1	69t	8
Johnson, Diontae, Pit.	1161	107	10.9	50t	8

#### AFC—INDIVIDUAL RECEIVERS

	No	Yards	Avg	Long	TD
Hill, Tyreek, K.C.	111	1239	11.2	75t	9
Andrews, Mark, Bal.	107	1361	12.7	43	9
Johnson, Diontae, Pit.	107	1161	10.9	50t	8
Allen, Keenan, LA-C	106	1138	10.7	42	6
* Waddle, Jaylen, Mia.	104	1015	9.8	57	6
Diggs, Stefon, Buf.	103	1225	11.9	61	10
Renfrow, Hunter, L.V.	103	1038	10.1	54	9
Kelce, Travis, K.C.	92	1125	12.2	69	9
Brown, Marquise, Bal.	91	1008	11.1	49t	6
Cooks, Brandin, Hou.	90	1037	11.5	52	6
Pittman, Michael, Ind.	88	1082	12.3	57	6
Meyers, Jakobi, N.E.	83	866	10.4	39	2
Beasley, Cole, Buf.	82	693	8.5	29t	1
* Chase, Ja'Marr, Cin.	81	1455	18.0	82t	13
Williams, Mike, LA-C	76	1146	15.1	72t	9
Higgins, Tee, Cin.	74	1091	14.7	54	6
* Harris, Najee, Pit.	74	467	6.3	25t	3
Jones, Marvin, Jac.	73	832	11.4	33	4
Gesicki, Mike, Mia.	73	780	10.7	40	2
Ekeler, Austin, LA-C	70	647	9.2	40	8
Fant, Noah, Den.	68	670	9.9	35	4
Boyd, Tyler, Cin.	67	828	12.4	68t	5
Brown, A.J., Ten.	63	869	13.8	57t	5
Shenault, Laviska Jr., Jac.	63	619	9.8	58	0
* Freiermuth, Pat, Pit.	60	497	8.3	24	7
Claypool, Chase, Pit.	59	860	14.6	59	2
Hardman, Mecole, K.C.	59	693	11.7	53	2
Sutton, Courtland, Den.	58	776	13.4	55	2
Bourne, Kendrick, N.E.	55	800	14.5	75t	5
Waller, Darren, L.V.	55	665	12.1	33	2
Jacobs, Josh, L.V.	54	348	6.4	29	0
Patrick, Tim, Den.	53	734	13.8	44t	5
Landry, Jarvis, Cle.	52	570	11.0	38	2
Crowder, Jamison, NYJ	51	447	8.8	29	2
Henry, Hunter, N.E.	50	603	12.1	35	9
Knox, Dawson, Buf.	49	587	12.0	53t	9
Uzomah, C.J., Cin.	49	493	10.1	55t	5
Gaskin, Myles, Mia.	49	234	4.8	24t	4
Cook, Jared, LA-C	48	564	11.8	42	4
Jones, Zay, L.V.	47	546	11.6	43	1
Williams, Darrel, K.C.	47	452	9.6	38t	2
* Bateman, Rashod, Bal.	46	515	11.2	36	1
Berrios, Braxton, NYJ	46	431	9.4	46	2
* Moore, Elijah, NYJ	43	538	12.5	62t	5
* Williams, Javonte, Den.	43	316	7.3	42	3
Sanders, Emmanuel, Buf.	42	626	14.9	41	4
Pringle, Byron, K.C.	42	568	13.5	40t	5
Mixon, Joe, Cin.	42	314	7.5	52	3
Bolden, Brandon, N.E.	41	405	9.9	28	2
Parker, DeVante, Mia.	40	515	12.9	42	2
Taylor, Jonathan, Ind.	40	360	9.0	76t	2
Hines, Nyheim, Ind.	40	310	7.8	36	1
Singletary, Devin, Buf.	40	228	5.7	19	1
McCloud, Ray-Ray, Pit.	39	277	7.1	24	0
Westbrook-Ikhine, Nick, Ten.	38	476	12.5	46	4
Jeudy, Jerry, Den.	38	467	12.3	40	0
Pascal, Zach, Ind.	38	384	10.1	41	3
Hooper, Austin, Cle.	38	345	9.1	34	3
Agholor, Nelson, N.E.	37	473	12.8	44	3
Njoku, David, Cle.	36	475	13.2	71t	4
* Carter, Michael, NYJ	36	325	9.0	23	0
Davis, Gabriel, Buf.	35	549	15.7	49	6
Arnold, Dan, Car-Jac.	35	408	11.7	28	0

## 2021 INDIVIDUAL STATISTICS—PASS RECEIVING

					2021 INDIVIDUAL STATISTICS—PASS RECEIVING												
	No	Yards	Avg	Long	TD		No	Yards	Avg	Long	TD		No	Yards	Avg	Long	TD
Peoples-Jones, Donovan, Cle.	34	597	17.6	60t	3	Ebron, Eric, Pit.	12	84	7.0	19	1	Richard, Jalen, L.V.	12	72	6.0	19	0
Edwards, Bryan, L.V.	34	571	16.8	51	3	Hyde, Carlos, Jac.	12	65	5.4	9	0	* Granson, Kyle, Ind.	11	106	9.6	27	0
Davis, Corey, NYJ	34	492	14.5	53t	4	Sample, Drew, Cin.	11	81	7.4	19	0	Coleman, Tevin, NYJ	11	49	4.5	11	0
Johnson, Ty, NYJ	34	372	10.9	23	2	Coleman, Tevin, NYJ	11	49	4.5	11	0	Campbell, Parris, Ind.	10	162	16.2	51t	1
Smythe, Durham, Mia.	34	357	10.5	25	0	* Schwartz, Anthony, Cle.	10	135	13.5	44	1	Ingold, Alec, L.V.	10	85	8.5	29	1
Firkser, Anthony, Ten.	34	291	8.6	24	2	Freeman, Royce, Car.-Hou.	10	77	7.7	12	0	Murray, Latavius, Bal.	10	75	7.5	18	0
Freeman, Devonta, Bal.	34	190	5.6	15	1	Murray, Latavius, Bal.	10	75	7.5	18	0	Barber, Peyton, L.V.	10	67	6.7	23	0
* Collins, Nico, Hou.	33	446	13.5	32	1	Johnson, Marcus, Ten.	9	160	17.8	50	0	Foreman, D'Onta, Ten.	9	123	13.7	39	0
Treadwell, Laquon, Jac.	33	434	13.2	41	1	Foreman, D'Onta, Ten.	9	87	9.7	24	0	Bell, Blake, K.C.	9	87	9.7	24	0
* Palmer, Josh, LA-C	33	353	10.7	36	4	Williams, Ty'Son, Bal.	9	84	9.3	21	0	Williams, Ty'Son, Bal.	9	84	9.3	21	0
Okwuegbunam, Albert, Den.	33	330	10.0	64	2	Oliver, Josh, Bal.	9	66	7.3	19	0	Hollister, Jacob, Jac.	9	55	6.1	11	1
Duvernay, Devin, Bal.	33	272	8.2	21	2	Sweeney, Tommy, Buf.	9	44	4.9	13	1	Mims, Denzel, NYJ	8	133	16.6	40	0
Johnson, David, Hou.	32	225	7.0	16	1	Mims, Denzel, NYJ	8	133	16.6	40	0	Smith, Jeff, NYJ	8	113	14.1	35	0
Guyton, Jalen, LA-C	31	448	14.5	59t	3	Smith, Jeff, NYJ	8	113	14.1	35	0	Gore, Derrick, K.C.	8	105	13.1	50	0
Jones, Julio, Ten.	31	434	14.0	51	1	Gore, Derrick, K.C.	8	105	13.1	50	0	Ricard, Patrick, Bal.	8	63	7.9	22	1
Robinson, James, Jac.	31	222	7.2	26	0	Ricard, Patrick, Bal.	8	63	7.9	22	1	Saubert, Eric, Den.	8	47	5.9	11	1
Swaim, Geoff, Ten.	31	210	6.8	26	3	Saubert, Eric, Den.	8	47	5.9	11	1	Chark, D.J., Jac.	7	154	22.0	41t	2
Moreau, Foster, L.V.	30	373	12.4	44	3	Chark, D.J., Jac.	7	154	22.0	41t	2	Dorsett, Phillip, Sea.-Hou.	7	110	15.7	36	0
Rogers, Chester, Ten.	30	301	10.0	39	1	Dorsett, Phillip, Sea.-Hou.	7	110	15.7	36	0	Breida, Matt, Buf.	7	72	10.3	23t	2
Drake, Kenyan, L.V.	30	291	9.7	31t	1	Breida, Matt, Buf.	7	72	10.3	23t	2	* Farrell, Luke, Jac.	7	56	8.0	21	0
Doyle, Jack, Ind.	29	302	10.4	34	3	* Farrell, Luke, Jac.	7	56	8.0	21	0	Gray, Noah, K.C.	7	36	5.1	8	1
Cole, Keelan, NYJ	28	449	16.0	54	1	Gray, Noah, K.C.	7	36	5.1	8	1	Manhertz, Chris, Jac.	6	71	11.8	22t	1
Smith, Jonnu, N.E.	28	294	10.5	28	1	Manhertz, Chris, Jac.	6	71	11.8	22t	1	Williams, Preston, Mia.	6	71	11.8	34	0
McNichols, Jeremy, Ten.	28	240	8.6	27	1	Williams, Preston, Mia.	6	71	11.8	34	0	* McKitty, Tre', LA-C	6	45	7.5	12	0
Gordon, Melvin, Den.	28	213	7.6	30	2	* McKitty, Tre', LA-C	6	45	7.5	12	0	Miller, Anthony, Hou.-Pit.	6	25	4.2	10	1
Watkins, Sammy, Bal.	27	394	14.6	49	1	Miller, Anthony, Hou.-Pit.	6	25	4.2	10	1	Hamler, K.J., Den.	5	74	14.8	28	0
Griffin, Ryan, NYJ	27	261	9.7	29	2	Hamler, K.J., Den.	5	74	14.8	28	0	Thomas, Mike, Cin.	5	52	10.4	19	0
Perine, Samaje, Cin.	27	196	7.3	23	1	Thomas, Mike, Cin.	5	52	10.4	19	0	* Fitzpatrick, Dez, Ten.	5	49	9.8	18t	1
Robinson, Demarcus, K.C.	25	264	10.6	33t	3	* Fitzpatrick, Dez, Ten.	5	49	9.8	18t	1	Auclair, Antony, Hou.	5	47	9.4	15	1
Wilson, Albert, Mia.	25	213	8.5	64	0	Auclair, Antony, Hou.	5	47	9.4	15	1	Fortson, Jody, K.C.	5	47	9.4	27	2
Burkhead, Rex, Hou.	25	186	7.4	20	0	Fortson, Jody, K.C.	5	47	9.4	27	2	Kelley, Joshua, LA-C	5	38	7.6	17	0
Ruggs III, Henry, L.V.	24	469	19.5	61t	2	Kelley, Joshua, LA-C	5	38	7.6	17	0	White, Cody, Pit.	5	33	6.6	11	0
Alie-Cox, Mo, Ind.	24	316	13.2	37	4	White, Cody, Pit.	5	33	6.6	11	0	Gordon, Josh, K.C.	5	32	6.4	11	1
Washington, James, Pit.	24	285	11.9	42	2	Gordon, Josh, K.C.	5	32	6.4	11	1	Bradley, Ja'Marcus, Cle.	4	64	16.0	37	0
Higgins, Rashard, Cle.	24	275	11.5	21	1	Bradley, Ja'Marcus, Cle.	4	64	16.0	37	0	Lindsay, Phillip, Hou.-Mia.	4	45	11.3	22t	1
Amendola, Danny, Hou.	24	248	10.3	39	3	Lindsay, Phillip, Hou.-Mia.	4	45	11.3	22t	1	Johnson, Jakob, N.E.	4	43	10.8	29	0
O'Shaughnessy, James, Jac.	24	244	10.2	30	0	Johnson, Jakob, N.E.	4	43	10.8	29	0	Wilkinson, Kristian, N.E.	4	42	10.5	20t	2
Agnew, Jamal, Jac.	24	229	9.5	29	1	Wilkinson, Kristian, N.E.	4	42	10.5	20t	2	Johnson, Duke, Mia.	4	41	10.3	20	0
Akins, Jordan, Hou.	24	214	8.9	31	0	Johnson, Duke, Mia.	4	41	10.3	20	0	Hollister, Cody, Ten.	4	33	8.3	14	0
Austin, Tavon, Jac.	24	213	8.9	25	1	Hollister, Cody, Ten.	4	33	8.3	14	0	Fuller, Will, Mia.	4	26	6.5	10	0
Hilton, T.Y., Ind.	23	331	14.4	52	3	Fuller, Will, Mia.	4	26	6.5	10	0	Peterson, Adrian, Ten.	4	8	2.0	5	0
Moss, Zack, Buf.	23	197	8.6	24	1	Peterson, Adrian, Ten.	4	8	2.0	5	0	Taylor, J.J., N.E.	4	8	2.0	5	0
Brown, Pharaoh, Hou.	23	171	7.4	29	0	Taylor, J.J., N.E.	4	8	2.0	5	0	Moore, Jason, LA-C	3	56	18.7	24	0
Conley, Chris, Hou.	22	323	14.7	41t	2	Moore, Jason, LA-C	3	56	18.7	24	0	Tate, Auden, Cin.	3	39	13.0	18	1
Jackson, Justin, LA-C	22	178	8.1	25	0	Tate, Auden, Cin.	3	39	13.0	18	1	Montgomery, D.J., NYJ	3	36	12.0	14	0
Hunt, Kareem, Cle.	22	174	7.9	23	0	Montgomery, D.J., NYJ	3	36	12.0	14	0	Wesco, Trevon, NYJ	3	35	11.7	19	0
Bryant, Harrison, Cle.	21	233	11.1	41	3	Wesco, Trevon, NYJ	3	35	11.7	19	0	Burton, Michael, K.C.	3	31	10.3	20	0
Moore, Chris, Hou.	21	227	10.8	67t	2	Burton, Michael, K.C.	3	31	10.3	20	0	Hudson, Tommy, Ten.	3	31	10.3	14	0
Jackson, DeSean, LA-R-L.V.	20	454	22.7	75t	2	Hudson, Tommy, Ten.	3	31	10.3	14	0	Hill, K.J., LA-C	3	30	10.0	19	0
Parham, Donald, LA-C	20	190	9.5	22t	3	Hill, K.J., LA-C	3	30	10.0	19	0	Gilliam, Reggie, Buf.	3	23	7.7	8	0
* Jordan, Brevin, Hou.	20	178	8.9	27	3	Gilliam, Reggie, Buf.	3	23	7.7	8	0	Laird, Patrick, Mia.	3	17	5.7	10	0
McKenzie, Isaiah, Buf.	20	178	8.9	28	1	Laird, Patrick, Mia.	3	17	5.7	10	0	Nabers, Gabe, LA-C	3	17	5.7	8	0
Chubb, Nick, Cle.	20	174	8.7	40	1	Nabers, Gabe, LA-C	3	17	5.7	8	0	Armstead, Ryquell, Jac.	3	16	5.3	9	0
Gentry, Zach, Pit.	19	167	8.8	25	0	Armstead, Ryquell, Jac.	3	16	5.3	9	0	Wilcox, Mitchell, Cin.	3	16	5.3	8	0
Johnson, D'Ernest, Cle.	19	137	7.2	18	0	Wilcox, Mitchell, Cin.	3	16	5.3	8	0	Wait, Derek, Pit.	3	15	5.0	9	0
Edwards-Helaire, Clyde, K.C.	19	129	6.8	29	2	Wait, Derek, Pit.	3	15	5.0	9	0	Samuels, Jaylen, Hou.	3	14	4.7	6	0
Hilliard, Dontrell, Ten.	19	87	4.6	28	0	Samuels, Jaylen, Hou.	3	14	4.7	6	0	Brown, Malcolm, Mia.	3	10	3.3	7	0
* Felton, Demetric, Cle.	18	181	10.1	33t	2	Brown, Malcolm, Mia.	3	10	3.3	7	0	Janovich, Andy, Cle.	3	9	3.0	3	0
Henry, Derrick, Ten.	18	154	8.6	16	0	Janovich, Andy, Cle.	3	9	3.0	3	0	Taylor, Trent, Cin.	2	41	20.5	26	0
Harris, Damien, N.E.	18	132	7.3	21	0	Taylor, Trent, Cin.	2	41	20.5	26	0	* Yeboah, Kenny, NYJ	2	36	18.0	24	0
Proche, James, Bal.	16	202	12.6	32	0	* Yeboah, Kenny, NYJ	2	36	18.0	24	0	Irwin, Trenton, Cin.	2	34	17.0	25	0
Kroft, Tyler, NYJ	16	173	10.8	26	1	Irwin, Trenton, Cin.	2	34	17.0	25	0	Olszewski, Gunner, N.E.	2	31	15.5	22	0
Anderson, Stephen, LA-C	16	165	10.3	34	1	Olszewski, Gunner, N.E.	2	31	15.5	22	0	Brown, Daniel, NYJ	2	29	14.5	24	0
Hinton, Kendall, Den.	15	175	11.7	40	1	Brown, Daniel, NYJ	2	29	14.5	24	0	Kumerow, Jake, Buf.	2	28	14.0	15	0
* Evans, Chris, Cin.	15	151	10.1	24t	2	Kumerow, Jake, Buf.	2	28	14.0	15	0	* Strachan, Mike, Ind.	2	26	13.0	16	0
Smith-Schuster, JuJu, Pit.	15	129	8.6	24	0	* Strachan, Mike, Ind.	2	26	13.0	16	0	Kemp, Marcus, K.C.	2	24	12.0	16	0
Hollins, Mack, Mia.	14	223	15.9	65t	4	Kemp, Marcus, K.C.	2	24	12.0	16	0	* Wallace, Tylan, Bal.	2	23	11.5	18	0
Pruitt, MyCole, Ten.	14	145	10.4	22	3	* Wallace, Tylan, Bal.	2	23	11.5	18	0	Boone, Mike, Den.	2	22	11.0	19	0
* Stevenson, Rhondre, N.E.	14	123	8.8	41	0	Boone, Mike, Den.	2	22	11.0	19	0	Patmon, Dezmon, Ind.	2	21	10.5	14t	1
Dulin, Ashton, Ind.	13	173	13.3	62t	2	Patmon, Dezmon, Ind.	2	21	10.5	14t	1						
Ogunbowale, Dare, Jac.	13	114	8.8	28t	1												
McKinnon, Jerick, K.C.	13	107	8.2	14t	1												
Harry, N'Keal, N.E.	12	184	15.3	43	0												
Ford, Isaiah, Mia.	12	161	13.4	52	2												
Ahmed, Salvon, Mia.	12	117	9.8	18	0												
Shaheen, Adam, Mia.	12	110	9.2	21	0												
White, James, N.E.	12	94	7.8	28	0												

## 2021 INDIVIDUAL STATISTICS—PASS RECEIVING

	No	Yards	Avg	Long	TD		No	Yards	Avg	Long	TD
Carter, Cethan, Mia.	2	16	8.0	8	0	Gronkowski, Rob, T.B.	55	802	14.6	42	6
Johnson, Tyrone, Jac.	2	16	8.0	10	0	Green, A.J., Ariz	54	848	15.7	42	3
Batson, Cameron, Ten.	2	15	7.5	13	1	* Moore, Rondale, Ariz	54	435	8.1	77t	1
Carrier, Derek, L.V.	2	13	6.5	9	0	Anderson, Robby, Car.	53	519	9.8	57t	5
Snell, Benny, Pit.	2	13	6.5	7	0	Patterson, Cordarrelle, Atl.	52	548	10.5	64	5
Evans, Darrynton, Ten.	2	11	5.5	6	0	Jones, Aaron, G.B.	52	391	7.5	26	6
Morgan, Stanley, Cin.	2	11	5.5	8	0	Jefferson, Van, LA-R	50	802	16.0	79t	6
Mickens, Jaydon, Jac.	2	10	5.0	12	0	Osborn, K.J., Min.	50	655	13.1	64t	7
Phillips, Scottie, Hou.	2	9	4.5	8	0	Raymond, Kalif, Det.	48	576	12.0	75t	4
Walter, Austin, NYJ	2	9	4.5	11	0	Everett, Gerald, Sea.	48	478	10.0	41	4
Ballage, Kalen, Pit.	2	8	4.0	6	0	Kamara, Alvin, N.O.	47	439	9.3	31	5
McMack, Marion, Ind.	2	8	4.0	7	0	Elliott, Ezekiel, Dal.	47	287	6.1	21	2
* McMath, Racey, Ten.	2	8	4.0	9	0	Callaway, Marquez, N.O.	46	698	15.2	58	6
Rader, Kevin, Pit.	2	8	4.0	7	0	Engram, Evan, NY-G	46	408	8.9	30t	3
Stanton, Johnny, Cle.	2	7	3.5	6	1	Wilson, Ced, Dal.	45	602	13.4	73t	6
* Ragas, Trey, L.V.	2	6	3.0	4	0	Woods, Robert, LA-R	45	556	12.4	28	4
Blasingame, Khari, Ten.	2	4	2.0	5	0	Beckham, Odell, Cle.-LA-R	44	537	12.2	54t	5
Roberts, Andre, Hou.	1	35	35.0	35	0	Davis, Mike, Atl.	44	259	5.9	20	1
* Williams, Seth, Den.	1	34	34.0	34	0	Watkins, Quez, Phi.	43	647	15.0	91	1
Bawden, Nick, NYJ	1	20	20.0	20	0	McKissic, J.D., Was.	43	397	9.2	56	2
Davis, Davion, Hou.	1	17	17.0	17	0	Edmonds, Chase, Ariz	43	311	7.2	36	0
Merritt, Kirk, Mia.	1	13	13.0	13	0	Hopkins, DeAndre, Ariz	42	572	13.6	55	8
McFarland, Anthony, Pit.	1	11	11.0	11	0	Brown, Antonio, T.B.	42	545	13.0	62t	4
* Black, Tarik, NYJ	1	10	10.0	10	0	Montgomery, David, Chi.	42	301	7.2	16	0
* Long, Hunter, Mia.	1	8	8.0	8	0	Gibson, Antonio, Was.	42	294	7.0	73t	3
Lewis, Tommylee, Mia.	1	7	7.0	7	0	Humphries, Adam, Was.	41	383	9.3	27	0
Tomlinson, Eric, Bal.	1	7	7.0	7	0	Barkley, Saquon, NY-G	41	263	6.4	54t	2
Boykin, Miles, Bal.	1	6	6.0	6	0	Lazard, Allen, G.B.	40	513	12.8	42	8
Hooker, Amani, Ten.	1	6	6.0	6	0	Booker, Devontae, NY-G	40	268	6.7	41	1
Coutee, Keke, Ind.	1	5	5.0	5	0	* Toney, Kadarius, NY-G	39	420	10.8	38	0
Williams, Trayveon, Cin.	1	4	4.0	4	0	Pollard, Tony, Dal.	39	337	8.6	32	0
Boyle, Nick, Bal.	1	2	2.0	2	0	Robinson, Allen, Chi.	38	410	10.8	39	1
Pintor, Danny, Ind.	1	2	2.0	2t	1	Abdullah, Ameer, Min.-Car.	38	289	7.6	23t	1
Lock, Drew, Den.	1	1	1.0	1	0	Golladay, Kenny, NY-G	37	521	14.1	36	0
McDermott, Connor, NYJ	1	1	1.0	1t	1	Conner, James, Ariz	37	375	10.1	45t	3
Wilkins, Christian, Mia.	1	1	1.0	1t	1	McCaffrey, Christian, Car.	37	343	9.3	32	1
Helm, Daniel, L.V.	1	-1	-1.0	-1	0	Harris, Deonte, N.O.	36	570	15.8	72t	3
* Rountree III, Larry, LA-C	1	-1	-1.0	-1	0	Shepard, Sterling, NY-G	36	366	10.2	37t	1
Remmers, Mike, K.C.	1	-2	-2.0	-2	0	Johnson, Tyler, T.B.	36	360	10.0	31	0
Spencer, Diontae, Den.	1	-3	-3.0	-3	0	Gallup, Michael, Dal.	35	445	12.7	41	2
Mayfield, Baker, Cle.	0	11	---	11	0	Dillon, A.J., G.B.	34	313	9.2	50	2
						Cook, Dalvin, Min.	34	224	6.6	24	0
						Reagar, Jalen, Phi.	33	299	9.1	34	2
						* Gainwell, Kenneth, Phi.	33	253	7.7	19	1
						Smith, TreQuan, N.O.	32	377	11.8	34	3
						Mattison, Alexander, Min.	32	228	7.1	24	1
						Zaccheaus, Olamide, Atl.	31	406	13.1	49	3
						Ridley, Calvin, Atl.	31	281	9.1	22	2
						Juszczyk, Kyle, S.F.	30	296	9.9	26	1
						Seals-Jones, Ricky, Was.	30	271	9.0	39t	2
						Brate, Cameron, T.B.	30	245	8.2	18	4
						Reynolds, Josh, Ten.-Det.	29	396	13.7	39t	2
						Henderson, Darrell, LA-R	29	176	6.1	25t	3
						Cobb, Randall, G.B.	28	375	13.4	54	5
						Trautman, Adam, N.O.	27	263	9.7	32	2
						Ingram, Mark, Hou.-N.O.	27	162	6.0	34	0
						Valdes-Scantling, Marque, G.B.26	430	16.5	75t	3	
						Slayton, Darius, NY-G	26	339	13.0	42	2
						Byrd, Damiere, Chi.	26	329	12.7	54t	1
						Rudolph, Kyle, NY-G	26	257	9.9	60	1
						Hurst, Hayden, Atl.	26	221	8.5	33	3
						Sanders, Miles, Phi.	26	158	6.1	25	0
						Williams, Jamaal, Det.	26	157	6.0	15	0
						Swain, Freddie, Sea.	25	343	13.7	68t	4
						Deguara, Josiah, G.B.	25	245	9.8	62t	2
						Sharpe, Tajae, Atl.	25	230	9.2	17	0
						* Hubbard, Chuba, Car.	25	174	7.0	33	1
						Carter, DeAndre, Was.	24	296	12.3	26	3
						Jennings, Jauan, S.F.	24	282	11.8	34	5
						Lewis, Mercedes, G.B.	23	214	9.3	23	0
						Hasty, Ja'Mycal, S.F.	23	157	6.8	23	0
						Bernard, Giovanni, T.B.	23	123	5.3	32	3
						Dissly, Will, Sea.	21	231	11.0	39	1
						Dallas, DeeJay, Sea.	21	133	6.3	29	0
						Michel, Sony, LA-R	21	128	6.1	24	1
						Goodwin, Marquise, Chi.	20	313	15.7	50	1
						* Bates, John, Was.	20	249	12.5	32	1

t = Touchdown; \* Player that was a rookie in 2021  
Leader based on receptions

### NFL—INDIVIDUAL RECEIVERS

	No	Yards	Avg	Long	TD
Kupp, Cooper, LA-R	145	1947	13.4	59	16
Adams, Davante, G.B.	123	1553	12.6	59	11
Jefferson, Justin, Min.	108	1616	15.0	56	10
Godwin, Chris, T.B.	98	1103	11.3	44	5
Moore, D.J., Car.	93	1157	12.4	64	4
* St. Brown, Amon-Ra, Det.	90	912	10.1	37t	5
Mooney, Darnell, Chi.	81	1055	13.0	64	4
Lamb, CeeDee, Dal.	79	1102	13.9	49t	6
Schultz, Dalton, Dal.	78	808	10.4	32t	8
Samuel, Deebo, S.F.	77	1405	18.2	83	6
McLaurin, Terry, Was.	77	1053	13.7	46	5
Kirk, Christian, Ariz	77	982	12.8	50	5
Metcalf, DK, Sea.	75	967	12.9	84t	12
Evans, Mike, T.B.	74	1035	14.0	46	14
Ertz, Zach, Phi.-Ariz	74	763	10.3	47t	5
Lockett, Tyler, Sea.	73	1175	16.1	69t	8
Kittle, George, S.F.	71	910	12.8	48t	6
Fournette, Leonard, T.B.	69	454	6.6	23	2
* Pitts, Kyle, Atl.	68	1026	15.1	61	1
Cooper, Amari, Dal.	68	865	12.7	41	8
Thielen, Adam, Min.	67	726	10.8	35	10
Gage, Russell, Atl.	66	770	11.7	49t	4
* Smith, DeVonta, Phi.	64	916	14.3	46	5
Swift, D'Andre, Det.	62	452	7.3	63t	2
Conklin, Tyler, Min.	61	593	9.7	40	3
Hockenson, T.J., Det.	61	583	9.6	33	4
Higbee, Tyler, LA-R	61	560	9.2	37	5
Kmet, Cole, Chi.	60	612	10.2	25	0
Goedert, Dallas, Phi.	56	830	14.8	45	4
Aiyuk, Brandon, S.F.	56	826	14.8	43	5



## 2021 INDIVIDUAL STATISTICS—PASS RECEIVING

	No	Yards	Avg	Long	TD		No	Yards	Avg	Long	TD
* Tremble, Tommy, Car.	20	180	9.0	30	1	Hogan, Chris, N.O.	4	41	10.3	16	1
Wesley, Antoine, Ariz	19	208	10.9	33	3	Herndon, Chris, Min.	4	40	10.0	17	1
* Mitchell, Elijah, S.F.	19	137	7.2	14	1	Griffin, Garrett, N.O.	4	39	9.8	14	0
Zylstra, Brandon, Car.	18	250	13.9	55	1	Snead, Willie, L.V.-Car.	4	38	9.5	15	0
Tonyan, Robert, G.B.	18	204	11.3	33	2	Blanton, Kendall, LA-R	4	37	9.3	23	0
Thomas, Logan, Was.	18	196	10.9	35	3	Davis, Tyler, G.B.	4	35	8.8	22	0
Thomas, Ian, Car.	18	188	10.4	41	0	Cooper, Pharoh, NY-G	4	33	8.3	15	0
* Marshall Jr., Terrace, Car.	17	138	8.1	23	0	Williams, Jonathan, Was.	4	28	7.0	19	0
Ham, C.J., Min.	17	125	7.4	27	0	McKeon, Sean, Dal.	4	27	6.8	12	1
Williams, Maxx, Ariz	16	193	12.1	34	1	Vaughn, Ke'Shawn, T.B.	4	26	6.5	8	0
Brown, Noah, Dal.	16	184	11.5	27	0	Blake, Christian, Atl.	4	25	6.3	8	0
Homer, Travis, Sea.	16	161	10.1	31	0	* Jefferson, Jermar, Det.	4	23	5.8	11	0
Williams, Damien, Chi.	16	103	6.4	23t	1	Smallwood, Wendell, Was.	4	22	5.5	7	0
Montgomery, Ty, N.O.	16	95	5.9	21	0	* Stoll, Jack, Phi.	4	22	5.5	9	0
Sims, Cam, Was.	15	211	14.1	43t	2	Cabinda, Jason, Det.	4	16	4.0	6t	1
Cephus, Quintez, Det.	15	204	13.6	46	2	Ollison, Qadree, Atl.	4	12	3.0	8	0
Sanu, Mohamed, S.F.	15	177	11.8	21	0	* Nwangwu, Kene, Min.	4	9	2.3	6	0
Graham, Jimmy, Chi.	14	167	11.9	28	3	Erickson, Alex, Car.	3	55	18.3	25	0
Howard, O.J., T.B.	14	135	9.6	21	1	Ward, Jonathan, Ariz	3	34	11.3	23	0
* Herbert, Khalil, Chi.	14	96	6.9	20	0	* Zylstra, Shane, Det.	3	34	11.3	16	0
Humphrey, Lil'Jordan, N.O.	13	249	19.2	56	2	Smith, Kaden, NY-G	3	33	11.0	21	0
Johnson, Juwan, N.O.	13	159	12.2	27	4	Sprinkle, Jeremy, Dal.	3	31	10.3	11	0
Hodge, KhaDarel, Det.	13	157	12.1	42	0	* Sermon, Trey, S.F.	3	26	8.7	23	0
Scott, Boston, Phi.	13	83	6.4	19	0	Jackson, Tyree, Phi.	3	22	7.3	13	1
* Brown, Dyami, Was.	12	165	13.8	48	0	Kirkwood, Keith, Car.	3	17	5.7	7	0
Turner, Malik, Dal.	12	149	12.4	61	3	Myarick, Chris, NY-G	3	17	5.7	10	1
* Wright, Brock, Det.	12	117	9.8	36t	2	Prentice, Adam, N.O.	3	16	5.3	10	0
Ross, John, NY-G	11	224	20.4	52t	1	Dortch, Greg, Ariz	3	15	5.0	10	0
Perriman, Breshad, T.B.	11	167	15.2	58t	1	Akers, Cam, LA-R	3	10	3.3	6	0
* Skowronek, Ben, LA-R	11	133	12.1	35	0	Harris, Demetrius, Ariz	3	10	3.3	7	0
Grant, Jakeem, Mia.-Chi.	11	132	12.0	46t	2	Arcega-Whiteside, J.J., Phi.	2	36	18.0	23	0
Johnson, Collin, NY-G	11	105	9.5	16	0	Dafney, Dominique, G.B.	2	34	17.0	26	0
Janwin, Blake, Dal.	11	96	8.7	20	2	* Newsome, Dazz, Chi.	2	23	11.5	13	0
Grayson, Cyril, T.B.	10	212	21.2	62	2	Horsted, Jesper, Chi.	2	21	10.5	19t	2
Benson, Trinity, Det.	10	103	10.3	24	0	Howard, Jordan, Phi.	2	19	9.5	10	0
Pettis, Dante, NY-G	10	87	8.7	27	1	Sills, David, NY-G	2	17	8.5	12	0
* Patterson, Jaret, Was.	10	73	7.3	12	0	Taylor, Malik, G.B.	2	14	7.0	7	0
Westbrook, Dede, Min.	10	68	6.8	17	0	Williams, Tyrell, Det.	2	14	7.0	7	0
* Eskridge, D'Wayne, Sea.	10	64	6.4	17	1	Bonnafoa, Reggie, Car.	2	12	6.0	6	0
Jones, Ronald, T.B.	10	64	6.4	15	0	Stocker, Luke, Min.	2	12	6.0	7	0
Vannett, Nick, N.O.	9	133	14.8	30	1	Washington, Dwayne, N.O.	2	12	6.0	6	0
St. Brown, Equanimeous, G.B.	9	98	10.9	26	0	Rodgers, Richard, Phi.	2	11	5.5	9	0
Collins, Alex, Sea.	9	87	9.7	28	0	* Saunders, C.J., Car.	2	11	5.5	8	0
Sherfield, Trent, S.F.	9	87	9.7	18	1	Wolf, Ethan, N.O.	2	8	4.0	4	0
* Milne, Dax, Was.	9	83	9.2	22	0	Decker, Taylor, Det.	2	4	2.0	6t	1
Smith, Lee, Atl.	9	65	7.2	22	1	Taylor, Patrick, G.B.	2	3	1.5	3	0
Smith, Keith, Atl.	9	56	6.2	11	0	White, Kevin, N.O.	1	38	38.0	38	0
Penny, Elijah, NY-G	9	30	3.3	16	1	Bradbury, Garrett, Min.	1	21	21.0	21	0
Winfree, Juwan, G.B.	8	58	7.3	12	0	Gallman, Wayne, Atl.	1	21	21.0	21	0
Ward, Greg, Phi.	7	95	13.6	27	3	Price, Bobby, Det.	1	17	17.0	17	0
James, Jesse, Chi.	7	62	8.9	19	1	Jones, Daniel, NY-G	1	16	16.0	16	0
Igwebuike, Godwin, Det.	7	60	8.6	18	0	* Darby, Frank, Atl.	1	14	14.0	14	0
Hart, Penny, Sea.	7	59	8.4	16	0	Isabella, Andy, Ariz	1	13	13.0	13	0
Reynolds, Craig, Det.	7	52	7.4	14	0	Hall, Marvin, Atl.	1	10	10.0	10	0
Wilson, Jeff, S.F.	7	31	4.4	11	0	Hopkins, Brycen, LA-R	1	9	9.0	9	0
* Smith, Shi, Car.	6	104	17.3	63	0	Mundt, Johnny, LA-R	1	9	9.0	9	0
Stills, Kenny, N.O.	6	68	11.3	22	1	Ozigo, Devine, N.O.	1	7	7.0	7	0
Kennedy, Tom, Det.	6	54	9.0	15	0	* Brightwell, Gary, NY-G	1	6	6.0	6	0
Penny, Rashaad, Sea.	6	48	8.0	27	0	* Hill, Kylin, G.B.	1	5	5.0	5	0
* Darden, Jaelon, T.B.	6	43	7.2	29	0	Johnson, Lane, Phi.	1	5	5.0	5t	1
Benjamin, Eno, Ariz	6	42	7.0	12	0	Winston, Easop, N.O.	1	5	5.0	5	0
Carson, Chris, Sea.	6	29	4.8	16	0	Bellore, Nick, Sea.	1	4	4.0	4	0
Clement, Corey, Dal.	6	29	4.8	8t	1	Nall, Ryan, Chi.	1	4	4.0	4	0
Samuel, Curtis, Was.	6	27	4.5	10	0	Thomas, Andrew, NY-G	1	2	2.0	2t	1
* Smith-Marsette, Ihmir, Min.	5	116	23.2	44t	2	Armah, Alex, N.O.	1	1	1.0	1t	1
Woerner, Charlie, S.F.	5	52	10.4	27	0	Steele, Terence, Dal.	1	1	1.0	1t	1
Smith, Rodney, Car.	5	48	9.6	17	0	Daniels, Darrell, Ariz	1	0	0.0	0	0
Hesse, Parker, Atl.	5	43	8.6	17	0	Yelder, Deon, T.B.	1	0	0.0	0	0
Miller, Scott, T.B.	5	38	7.6	13	0	Heinicke, Taylor, Was.	1	-2	-2.0	-2	0
Parkinson, Colby, Sea.	5	33	6.6	12	0	Rodgers, Aaron, G.B.	1	-4	-4.0	-4	0
Bell, Le'Veon, Bal.-T.B.	5	30	6.0	15	1	Murray, Kyler, Ariz	0	7	---	7	0
Jones, Tony, N.O.	5	29	5.8	19	0						
Hill, Taysom, N.O.	4	52	13.0	15	0						
Board, C.J., NY-G	4	51	12.8	38	0						
Dwellely, Ross, S.F.	4	51	12.8	21t	1						
* Rodgers, Amari, G.B.	4	45	11.3	19	0						
Fells, Darren, Det.	4	43	10.8	24	0						

*t = Touchdown; \* Player that was a rookie in 2021  
Leader based on receptions*

## 2021 INDIVIDUAL STATISTICS—INTERCEPTIONS

## INTERCEPTIONS

## INTERCEPTIONS

NFC: 11 Trevon Diggs, Dallas  
 AFC: 8 J.C. Jackson, New England

## INTERCEPTIONS, GAME

AFC: 2 J.C. Jackson, New England at N.Y. Jets,  
 Sept. 19 (1 yard, 0 TD)  
 2 Tyrann Mathieu, Kansas City at Baltimore,  
 Sept. 19 (50 yards, 1 TD)  
 2 Logan Wilson, Cincinnati at Pittsburgh,  
 Sept. 26 (13 yards, 0 TD)  
 2 Kyzir White, L.A. Chargers at Baltimore,  
 Oct. 17 (22 yards, 0 TD)  
 2 Adrian Phillips, New England at L.A. Chargers,  
 Oct. 31 (38 yards, 1 TD)  
 2 Justin Simmons, Denver vs. Washington,  
 Oct. 31 (24 yards, 0 TD)  
 2 J.C. Jackson, New England at Carolina,  
 Nov. 7 (88 yards, 1 TD)  
 2 Desmond King, Houston at Tennessee,  
 Nov. 21 (25 yards, 0 TD)  
 2 Pat Surtain II\*, Denver vs. L.A. Chargers,  
 Nov. 28 (70 yards, 1 TD)  
 2 Ahkello Witherspoon, Pittsburgh at Minnesota,  
 Dec. 9 (45 yards, 0 TD)  
 2 Micah Hyde, Buffalo at New England,  
 Dec. 26 (22 yards, 0 TD)  
 2 Chuck Clark, Baltimore vs. L.A. Rams,  
 Jan. 2 (17 yards, 1 TD)

NFC: 2 Mike Edwards, Tampa Bay vs. Atlanta,  
 Sept. 19 (46 yards, 2 TD)  
 2 Byron Murphy, Arizona at Jacksonville,  
 Sept. 26 (36 yards, 1 TD)  
 2 Trevon Diggs, Dallas vs. Carolina,  
 Oct. 3 (23 yards, 0 TD)  
 2 Darius Slay, Philadelphia at Carolina,  
 Oct. 10 (21 yards, 0 TD)  
 2 Xavier McKinney, N.Y. Giants vs. L.A. Rams,  
 Oct. 17 (23 yards, 0 TD)  
 2 Taylor Rapp, L.A. Rams at N.Y. Giants,  
 Oct. 17 (31 yards, 0 TD)  
 2 Xavier McKinney, N.Y. Giants vs. Las Vegas,  
 Nov. 7 (41 yards, 1 TD)  
 2 Jimmie Ward, San Francisco vs. L.A. Rams,  
 Nov. 15 (27 yards, 1 TD)  
 2 Rasul Douglas, Green Bay vs. Cleveland,  
 Dec. 25 (17 yards, 0 TD)  
 2 Anthony Barr, Minnesota vs. L.A. Rams,  
 Dec. 26 (11 yards, 0 TD)  
 2 D.J. Reed, Seattle vs. Detroit,  
 Jan. 2 (9 yards, 0 TD)  
 2 Bobby McCain, Washington at N.Y. Giants,  
 Jan. 9 (39 yards, 1 TD)

## YARDS

NFC: 142 Trevon Diggs, Dallas  
 AFC: 103 Denzel Ward, Cleveland

## LONGEST

AFC: 99 Denzel Ward, Cleveland at Cincinnati, Nov. 7 (TD)  
 NFC: 77 Budda Baker, Arizona at Chicago, December 5

## TOUCHDOWNS

NFC: 2 Trevon Diggs, Dallas  
 2 Rasul Douglas, Arizona-Green Bay  
 2 Mike Edwards, Tampa Bay

AFC: 1 Kevin Byard, Tennessee  
 1 Chuck Clark, Baltimore  
 1 Brandin Echols\*, N.Y. Jets  
 1 Mike Hilton, Cincinnati  
 1 Xavien Howard, Miami  
 1 Micah Hyde, Buffalo  
 1 J.C. Jackson, New England  
 1 Tyrann Mathieu, Kansas City  
 1 Elijah Molden\*, Tennessee  
 1 Nik Needham, Miami  
 1 Adrian Phillips, New England  
 1 Elandon Roberts, Miami  
 1 Daniel Sorensen, Kansas City  
 1 Pat Surtain II\*, Denver  
 1 Tavierre Thomas, Houston  
 1 Kyle Van Noy, New England  
 1 Denzel Ward, Cleveland

## TEAM LEADERS, INTERCEPTIONS

AFC: BALTIMORE, 3, Anthony Averett; BUFFALO, 5, Micah Hyde, Jordan Poyer; CINCINNATI, 4, Logan Wilson; CLEVELAND, 3, John Johnson, Denzel Ward; DENVER, 5, Justin Simmons; HOUSTON, 3, Lonnie Johnson, Desmond King; INDIANAPOLIS, 4, Darius Leonard, Kenny Moore II; JACKSONVILLE, 2, Tyson Campbell; KANSAS CITY, 3, Tyrann Mathieu; LAS VEGAS, 1, Johnathan Abram, Brandon Facyson, Casey Hayward, Nate Hobbs\*, Trevon Moehrig\*, Trayvon Mullen; L.A. CHARGERS, 2, Derwin James, Asante Samuel Jr.; KYZIR WHITE; MIAMI, 5, Xavien Howard; NEW ENGLAND, 8, J.C. Jackson; N.Y. JETS, 2, Ashtyn Davis, Brandin Echols\*; PITTSBURGH, 3, Ahkello Witherspoon; TENNESSEE, 5, Kevin Byard

NFC: ARIZONA, 4, Byron Murphy; ATLANTA, 3, Foye Oluokun, A.J. Terrell; CAROLINA, 2, Stephon Gilmore, Shaq Thompson, Dontre Jackson; CHICAGO, 2, Deon Bush, Tashaun Gipson; DALLAS, 11, Trevon Diggs; DETROIT, 6, Amani Oruwariye; GREEN BAY, 5, Rasul Douglas; L.A. RAMS, 4, Jalen Ramsey, Taylor Rapp; MINNESOTA, 3, Anthony Barr, Xavier Woods; NEW ORLEANS, 3, Paulson Adeboto\*, Chauncey Gardner-Johnson, Marshon Lattimore, P.J. Williams; N.Y. GIANTS, 5, Xavier McKinney; PHILADELPHIA, 3, Darius Slay; SAN FRANCISCO, 2, Jimmie Ward; SEATTLE, 5, Quandre Diggs; TAMPA BAY, 3, Mike Edwards; WASHINGTON, 4, Bobby McCain

## TEAM CHAMPION

NFC: 26 Dallas  
 AFC: 23 New England

\* Player that was a rookie in 2021

## 2021 INDIVIDUAL STATISTICS—INTERCEPTIONS

### NFL TOP 10 INTERCEPTORS

	No	Yards	Avg	Long	TD
Diggs, Trevon, Dal.	11	142	12.9	59t	2
Jackson, J.C., N.E.	8	92	11.5	88t	1
Oruwarife, Amani, Det.	6	73	12.2	50	0
Byard, Kevin, Ten.	5	66	13.2	24t	1
Diggs, Quandre, Sea.	5	68	13.6	29	0
Douglas, Rasul, G.B.	5	105	21.0	55t	2
Howard, Xavien, Mia.	5	54	10.8	37t	1
Hyde, Micah, Buf.	5	59	11.8	26t	1
McKinney, Xavier, NY-G	5	64	12.8	41t	1
Poyer, Jordan, Buf.	5	87	17.4	26	0
Simmons, Justin, Den.	5	76	15.2	35	0

### AF—INDIVIDUAL INTERCEPTORS

	No	Yards	Avg	Long	TD
Jackson, J.C., N.E.	8	92	11.5	88t	1
Poyer, Jordan, Buf.	5	87	17.4	26	0
Simmons, Justin, Den.	5	76	15.2	35	0
Byard, Kevin, Ten.	5	66	13.2	24t	1
Hyde, Micah, Buf.	5	59	11.8	26t	1
Howard, Xavien, Mia.	5	54	10.8	37t	1
Dugger, Kyle, N.E.	4	100	25.0	37	0
Moore, Kenny, Ind.	4	78	19.5	32	0
* Surtain II, Patrick, Den.	4	70	17.5	70t	1
Phillips, Adrian, N.E.	4	39	9.8	26t	1
Wilson, Logan, Cin.	4	31	7.8	18	0
Leonard, Darius, Ind.	4	12	3.0	7	0
Ward, Denzel, Cle.	3	103	34.3	99t	1
Mathieu, Tyrann, K.C.	3	56	18.7	34t	1
Johnson, Lonnie, Hou.	3	47	15.7	32	0
Witherspoon, Ahkello, Pit.	3	45	15.0	41	0
Johnson, John, Cle.	3	31	10.3	31	0
King, Desmond, Hou.	3	25	8.3	25	0
Rodgers, Isaiah, Ind.	3	24	8.0	12	0
McCorty, Devin, N.E.	3	22	7.3	22	0
Averett, Anthony, Bal.	3	21	7.0	21	0
Sorensen, Daniel, K.C.	2	75	37.5	75t	1
Hilton, Mike, Cin.	2	59	29.5	35	1
Apple, Eli, Cin.	2	50	25.0	50	0
* Echols, Brandin, NYJ	2	50	25.0	30	1
Thomas, Tavierre, Hou.	2	48	24.0	48t	1
* Sterns, Caden, Den.	2	47	23.5	46	0
Reid, Justin, Hou.	2	45	22.5	24	0
Awuzie, Chidobe, Cin.	2	42	21.0	42	0
Wallace, Levi, Buf.	2	29	14.5	15	0
Needham, Nik, Mia.	2	28	14.0	28t	1
* Samuel Jr., Asante, LA-C	2	26	13.0	26	0
White, Kyzir, LA-C	2	22	11.0	22	0
James, Derwin, LA-C	2	20	10.0	15	0
Okereke, Bobby, Ind.	2	20	10.0	16	0
Davis, Ashtyn, NYJ	2	18	9.0	18	0
Fitzpatrick, Minkah, Pit.	2	18	9.0	18	0
Clark, Chuck, Bal.	2	17	8.5	17t	1
Edmunds, Terrell, Pit.	2	15	7.5	15	0
Gay, Willie Jr., K.C.	2	14	7.0	13	0
Fulton, Kristian, Ten.	2	13	6.5	13	0
Williams, Greedy, Cle.	2	7	3.5	7	0
Long, David, Ten.	2	6	3.0	6	0
Sutton, Cameron, Pit.	2	4	2.0	4	0
* Campbell, Tyson, Jac.	2	3	1.5	3	0
Sneed, L'Jarius, K.C.	2	2	1.0	2	0
Evans, Rashaan, Ten.	2	1	0.5	1	0
Smith, Malcolm, Cle.	2	1	0.5	1	0
Coleman, Justin, Mia.	2	0	0.0	0	0
* Holland, Jevon, Mia.	2	0	0.0	0	0
Ward, Charvarius, K.C.	2	0	0.0	0	0
Willis, Khari, Ind.	2	0	0.0	0	0
Roberts, Elandon, Mia.	1	85	85.0	85t	1
Grugier-Hill, Kamu, Hou.	1	82	82.0	82	0
Bates, Jessie, Cin.	1	65	65.0	65	0
* Moehrig, Trevon, L.V.	1	35	35.0	35	0
Van Noy, Kyle, N.E.	1	35	35.0	35t	1
Bryant, Myles, N.E.	1	33	33.0	33	0
Franklin-Myers, John, NYJ	1	32	32.0	32	0

	No	Yards	Avg	Long	TD
Johnson, Jaquan, Buf.	1	25	25.0	25	0
Schobert, Joe, Pit.	1	23	23.0	23	0
Wingard, Andrew, Jac.	1	23	23.0	23	0
Mitchell, Terrance, Hou.	1	22	22.0	22	0
Chubb, Bradley, Den.	1	21	21.0	21	0
Hooker, Amani, Ten.	1	21	21.0	21	0
Odum, George, Ind.	1	21	21.0	21	0
Hargreaves III, Vernon, Hou.	1	18	18.0	18	0
Mullen, Trayvon, L.V.	1	18	18.0	18	0
Skrine, Buster, Ten.	1	17	17.0	17	0
Bell, Vonn, Cin.	1	15	15.0	15	0
Matakevich, Tyler, Buf.	1	15	15.0	15	0
Neasman, Sharrod, NYJ	1	13	13.0	13	0
Thornhill, Juan, K.C.	1	13	13.0	13	0
Klein, A.J., Buf.	1	12	12.0	12	0
Allen, Josh, Jac.	1	11	11.0	11	0
Lawson, Nevin, Jac.	1	11	11.0	11	0
* Hobbs, Nate, L.V.	1	9	9.0	9	0
Ford, Rudy, Jac.	1	8	8.0	8	0
Franklin, Zaire, Ind.	1	8	8.0	8	0
Jones, Brandon, Mia.	1	8	8.0	8	0
Lewis, Tyquan, Ind.	1	8	8.0	8	0
Jackson, Kareem, Den.	1	7	7.0	7	0
Owens, Jonathan, Hou.	1	7	7.0	7	0
Abram, Johnathan, L.V.	1	6	6.0	6	0
Delpit, Grant, Cle.	1	5	5.0	5	0
Edmunds, Tremaine, Buf.	1	4	4.0	4	0
Johnson, Taron, Buf.	1	4	4.0	4	0
Pratt, Germaine, Cin.	1	4	4.0	4	0
Rhodes, Xavier, Ind.	1	4	4.0	4	0
* Rousseau, Greg, Buf.	1	3	3.0	3	0
Brown, Jayon, Ten.	1	2	2.0	2	0
* Molden, Elijah, Ten.	1	2	2.0	2t	1
Nwosu, Uchenna, LA-C	1	2	2.0	2	0
Collins, Jamie, N.E.	1	1	1.0	1	0
Green, A.J., Cle.	1	1	1.0	1	0
Kirksey, Christian, Hou.	1	1	1.0	1	0
Lawson, Shaq, NYJ	1	1	1.0	1	0
Wilson, Damien, Jac.	1	1	1.0	1	0
Baker, Jerome, Mia.	1	0	0.0	0	0
Collins, Malik, Hou.	1	0	0.0	0	0
Davis, Michael, LA-C	1	0	0.0	0	0
Elliott, DeShon, Bal.	1	0	0.0	0	0
Facyson, Brandon, L.V.	1	0	0.0	0	0
Gilman, Alohi, LA-C	1	0	0.0	0	0
Harris, Chris, LA-C	1	0	0.0	0	0
Harrison, Ronnie, Cle.	1	0	0.0	0	0
Hayward, Casey, L.V.	1	0	0.0	0	0
Heyward, Cameron, Pit.	1	0	0.0	0	0
Hitchens, Anthony, K.C.	1	0	0.0	0	0
Hughes, Mike, K.C.	1	0	0.0	0	0
Humphrey, Marlon, Bal.	1	0	0.0	0	0
Jenkins, Janoris, Ten.	1	0	0.0	0	0
Jones, Jonathan, N.E.	1	0	0.0	0	0
Murray, Eric, Hou.	1	0	0.0	0	0
* Niemann, Nick, LA-C	1	0	0.0	0	0
* Norwood, Tre, Pit.	1	0	0.0	0	0
Pierre, James, Pit.	1	0	0.0	0	0
Stone, Geno, Bal.	1	0	0.0	0	0
Wharton, Tereshawn, K.C.	1	0	0.0	0	0
White, Tre'Davious, Buf.	1	0	0.0	0	0
Young, Tavon, Bal.	1	0	0.0	0	0

*t = Touchdown; \*Player that was a rookie in 2021  
Leader based on interceptions*

## 2021 INDIVIDUAL STATISTICS—INTERCEPTIONS

### NFC—INDIVIDUAL INTERCEPTORS

	No	Yards	Avg	Long	TD		No	Yards	Avg	Long	TD
Diggs, Trevon, Dal.	11	142	12.9	59t	2	Howard, Travin, LA-R	1	19	19.0	19	0
Oruwariye, Amani, Det.	6	73	12.2	50	0	Adams, Andrew, T.B.	1	17	17.0	17	0
Douglas, Rasul, G.B.	5	105	21.0	55t	2	Burris, Juston, Car.	1	17	17.0	17	0
Diggs, Quandre, Sea.	5	68	13.6	29	0	Holmes, Darnay, NY-G	1	15	15.0	15	0
McKinney, Xavier, NY-G	5	64	12.8	41t	1	* Horn, Jaycee, Car.	1	13	13.0	13	0
McCain, Bobby, Was.	4	63	15.8	30t	1	Amadi, Ugo, Sea.	1	12	12.0	12	0
Murphy, Byron, Ariz	4	49	12.3	29t	1	Gregory, Randy, Dal.	1	12	12.0	12	0
Ramsey, Jalen, LA-R	4	41	10.3	25	0	Floyd, Leonard, LA-R	1	11	11.0	11	0
Rapp, Taylor, LA-R	4	31	7.8	18	0	Jackson, Adoree', NY-G	1	10	10.0	10	0
Bradberry, James, NY-G	4	19	4.8	14	0	Smith, Harrison, Min.	1	10	10.0	10	0
Baker, Budda, Ariz	3	101	33.7	77	0	Okwara, Julian, Det.	1	9	9.0	9	0
Lewis, Jourdan, Dal.	3	88	29.3	66	0	Vander Esch, Leighton, Dal.	1	7	7.0	7	0
Williams, P.J., N.O.	3	86	28.7	46	1	Wilson, Eric, Phi.	1	7	7.0	7	0
Oluokun, Foye, Atl.	3	80	26.7	56	0	Blackson, Angelo, Chi.	1	6	6.0	6	0
Slay, Darius, Phi.	3	76	25.3	51t	1	Roach, Malcolm, N.O.	1	5	5.0	5	0
Woods, Xavier, Min.	3	54	18.0	27	0	Walker III, Tracy, Det.	1	5	5.0	5	0
* Adebbo, Paulson, N.O.	3	50	16.7	33	0	Nelson, Steven, Phi.	1	4	4.0	4	0
Thompson, Jalen, Ariz	3	49	16.3	33	0	Williams, K'Waun, S.F.	1	4	4.0	4	0
Edwards, Mike, T.B.	3	46	15.3	31t	2	Barrett, Shaquill, T.B.	1	3	3.0	3	0
Brown, Anthony, Dal.	3	45	15.0	45t	1	Davidson, Marlon, Atl.	1	3	3.0	3t	1
Gardner-Johnson, Chauncey, N.O.	3	45	15.0	26	0	Johnson, Jaylon, Chi.	1	3	3.0	3	0
Terrell, A.J., Atl.	3	42	14.0	35	0	Wagner, Bobby, Sea.	1	3	3.0	3	0
Lattimore, Marshon, N.O.	3	35	11.7	20	0	Harris, Anthony, Phi.	1	2	2.0	2	0
Sullivan, Chandon, G.B.	3	14	4.7	13	0	Harris, Marcell, S.F.	1	2	2.0	2	0
Barr, Anthony, Min.	3	11	3.7	8	0	Lynch, Blake, Min.	1	2	2.0	2	0
Williams, Marcus, N.O.	2	56	28.0	53	0	Roby, Bradley, N.O.	1	2	2.0	2	0
Holcomb, Cole, Was.	2	54	27.0	31t	1	Carter, Lorenzo, NY-G	1	1	1.0	1	0
* Jones, Ernest, LA-R	2	50	25.0	31	0	Edwards, T.J., Phi.	1	1	1.0	1	0
Bush, Deon, Chi.	2	42	21.0	27	0	* Rochell, Robert, LA-R	1	1	1.0	1	0
Thompson, Shaq, Car.	2	39	19.5	29	0	Alexander, Kwon, N.O.	1	0	0.0	0	0
Kearse, Jayron, Dal.	2	34	17.0	34	0	Anzalone, Alex, Det.	1	0	0.0	0	0
Gipson, Tashaun, Chi.	2	31	15.5	31	0	Black, Henry, G.B.	1	0	0.0	0	0
Winfield, Antoine Jr., T.B.	2	30	15.0	30	0	Chinn, Jeremy, Car.	1	0	0.0	0	0
Ward, Jimmie, S.F.	2	27	13.5	27t	1	Dantzler, Cameron, Min.	1	0	0.0	0	0
Breeland, Bashaud, Min.	2	26	13.0	18	0	Epps, Marcus, Phi.	1	0	0.0	0	0
Crowder, Tae, NY-G	2	26	13.0	17	0	Fuller, Kendall, Was.	1	0	0.0	0	0
McLeod, Rodney, Phi.	2	24	12.0	24	0	Hooker, Malik, Dal.	1	0	0.0	0	0
Whitehead, Jordan, T.B.	2	24	12.0	17	0	Houston-Carson, DeAndre, Chi.	1	0	0.0	0	0
Kendricks, Eric, Min.	2	22	11.0	22	0	King, Kevin, G.B.	1	0	0.0	0	0
Jackson, Donte, Car.	2	21	10.5	21	0	Long, David, LA-R	1	0	0.0	0	0
Campbell, De'Vondre, G.B.	2	15	7.5	13	0	Love, Julian, NY-G	1	0	0.0	0	0
Gilmore, Stephon, Car.	2	13	6.5	13	0	McLendon, Steve, T.B.	1	0	0.0	0	0
Hawkins, Jaylinn, Atl.	2	11	5.5	11	0	Moseley, Emmanuel, S.F.	1	0	0.0	0	0
Reed, D.J., Sea.	2	9	4.5	7	0	* Parker, AJ, Det.	1	0	0.0	0	0
Kazee, Damontae, Dal.	2	8	4.0	8	0	Sherman, Richard, T.B.	1	0	0.0	0	0
Dean, Jamel, T.B.	2	6	3.0	6	0	Simmons, Isaiah, Ariz	1	0	0.0	0	0
Collins, Landon, Was.	2	3	1.5	3	0	* Stokes, Eric, G.B.	1	0	0.0	0	0
Scott, Nick, LA-R	2	3	1.5	3	0	* Thomas, Ambry, S.F.	1	0	0.0	0	0
Reeder, Troy, LA-R	2	2	1.0	2	0	Maddox, Avonte, Phi.	1	-1	-1.0	-1	0
Adams, Jamal, Sea.	2	0	0.0	0	0						
Amos, Adrian X, G.B.	2	0	0.0	0	0						
Desir, Pierre, T.B.	2	0	0.0	0	0						
Harmon, Duron, Atl.	2	0	0.0	0	0						
Jackson, William, Was.	2	0	0.0	0	0						
Savage, Darnell, G.B.	2	0	0.0	0	0						
Peterson, Patrick, Min.	1	66	66.0	66t	1						
Walker, Mykal, Atl.	1	66	66.0	66t	1						
Smith, Roquan, Chi.	1	53	53.0	53t	1						
Lawrence, DeMarcus, Dal.	1	40	40.0	40t	1						
Norman, Josh, S.F.	1	40	40.0	40	0						
Greenlaw, Dre, S.F.	1	39	39.0	39t	1						
Vigil, Nick, Min.	1	38	38.0	38t	1						
Fuller, Jordan, LA-R	1	34	34.0	34	0						
Jenkins, Malcolm, N.O.	1	34	34.0	34t	1						
Alexander, Jaire, G.B.	1	30	30.0	30	0						
Singleton, Alex, Phi.	1	29	29.0	29t	1						
Watkins, Carlos, Dal.	1	29	29.0	29t	1						
* Bynum, Camryn, Min.	1	27	27.0	27	0						
Delaney, Dee, T.B.	1	26	26.0	26	0						
Allen, Zach, Ariz	1	25	25.0	25	0						
Davis, Carlton, T.B.	1	25	25.0	25	0						
Al-Shaair, Azeez, S.F.	1	24	24.0	24	0						
Alford, Robert, Ariz	1	23	23.0	23	0						
Moore, C.J., Det.	1	21	21.0	21	0						

*t = Touchdown; Leader based on interceptions*  
*\* Player that was a rookie in 2021*

## 2021 TEAM STATISTICS—INTERCEPTIONS

## AMERICAN FOOTBALL CONFERENCE—INTERCEPTIONS

	No	Yards	Avg	Long	TD
New England	23	322	14.0	88t	3
Buffalo	19	238	12.5	26t	1
Indianapolis	19	175	9.2	32	0
Houston	17	295	17.4	82	1
Tennessee	16	128	8.0	24t	2
Kansas City	15	160	10.7	75t	2
Miami	14	175	12.5	85t	3
Cincinnati	13	266	20.5	65	1
Cleveland	13	148	11.4	99t	1
Denver	13	221	17.0	70t	1
Pittsburgh	13	105	8.1	41	0
L.A. Chargers	11	70	6.4	26	0
Baltimore	9	38	4.2	21	1
Jacksonville	7	57	8.1	23	0
N.Y. Jets	7	114	16.3	32	1
Las Vegas	6	68	11.3	35	0
<b>AFC Total</b>	<b>215</b>	<b>2580</b>	<b>12.0</b>	<b>99t</b>	<b>17</b>
<b>AFC Average</b>	<b>13.4</b>	<b>161.3</b>	<b>12.0</b>	<b>---</b>	<b>1.1</b>

## NATIONAL FOOTBALL CONFERENCE—INTERCEPTIONS

	No	Yards	Avg	Long	TD
Dallas	26	405	15.6	66	5
L.A. Rams	19	192	10.1	34	0
Green Bay	18	164	9.1	55t	2
New Orleans	18	313	17.4	53	2
Tampa Bay	17	177	10.4	31t	2
Minnesota	16	256	16.0	66t	2
N.Y. Giants	15	135	9.0	41t	1
Arizona	13	247	19.0	77	1
Atlanta	12	202	16.8	66t	2
Philadelphia	12	142	11.8	51t	2
Detroit	11	108	9.8	50	0
Seattle	11	92	8.4	29	0
Washington	11	120	10.9	31t	2
Carolina	9	103	11.4	29	0
San Francisco	9	136	15.1	40	2
Chicago	8	135	16.9	53t	1
<b>NFC Total</b>	<b>225</b>	<b>2927</b>	<b>13.0</b>	<b>77</b>	<b>24</b>
<b>NFC Average</b>	<b>14.1</b>	<b>182.9</b>	<b>13.0</b>	<b>---</b>	<b>1.5</b>
<b>League Total</b>	<b>440</b>	<b>5507</b>	<b>---</b>	<b>99t</b>	<b>41</b>
<b>League Average</b>	<b>13.8</b>	<b>172.1</b>	<b>12.5</b>	<b>---</b>	<b>1.3</b>

## 2021 INDIVIDUAL/TEAM STATISTICS—SACKS

## SACKS

## MOST SACKS

AFC:	22.5	T.J. Watt, Pittsburgh
NFC:	18.5	Robert Quinn, Chicago

## MOST SACKS, GAME

NFC:	5.0	Chandler Jones, Arizona at Tennessee, Sept. 12
AFC:	4.5	Myles Garrett, Cleveland vs. Chicago, Sept. 26

## TEAM LEADERS, SACKS

AFC:	BALTIMORE, 7.0, Tyus Bowser; BUFFALO, 7.0, Mario Addison; CINCINNATI, 14.0, Trey Hendrickson; CLEVELAND, 16.0, Myles Garrett; DENVER, 6.0, Shelby Harris; HOUSTON, 8.0, Jonathan Greenard; INDIANAPOLIS, 7.0, DeForest Buckner; JACKSONVILLE, 7.5, Josh Allen; KANSAS CITY, 9.0, Chris Jones; LAS VEGAS, 10.0, Yannick Ngakoue; L.A. CHARGERS, 10.5, Joey Bosa; MIAMI, 9.0, Emmanuel Ogbah; NEW ENGLAND, 12.5, Matt Judon; N.Y. JETS, 6.0, John Franklin-Myers, Quinnen Williams; PITTSBURGH, 22.5, T.J. Watt; TENNESSEE, 12.0, Harold Landry
NFC:	ARIZONA, 11.0, Markus Golden; ATLANTA, 4.5, Dante Fowler Jr.; CAROLINA, 11.0, Haason Reddick; CHICAGO, 18.5, Robert Quinn; DALLAS, 13.0, Micah Parsons*; DETROIT, 7.5, Charles Harris; GREEN BAY, 9.5, Rashan Gary; L.A. RAMS, 12.5, Aaron Donald; MINNESOTA, 8.0, D.J. Wonnum; NEW ORLEANS, 12.5, Cameron Jordan; N.Y. GIANTS, 8.0, Azeez Ojulari*; PHILADELPHIA, 7.5, Javon Hargrave, Josh Sweat; SAN FRANCISCO, 15.5, Nick Bosa; SEATTLE, 8.5, Carlos Dunlap; TAMPA BAY, 10.0, Shaquil Barrett; WASHINGTON, 9.0, Jonathan Allen

## TEAM CHAMPION

AFC:	55.0	Pittsburgh
NFC:	51.0	Minnesota

## NFL TOP 10 LEADERS—SACKS

	Sacks
Watt, T.J., Pit.	22.5
Quinn, Robert, Chi.	18.5
Garrett, Myles, Cle.	16.0
Bosa, Nick, S.F.	15.5
Hendrickson, Trey, Cin.	14.0
* Parsons, Micah, Dal.	13.0
Donald, Aaron, LA-R	12.5
Jordan, Cameron, N.O.	12.5
Judon, Matt, N.E.	12.5
Landry, Harold, Ten.	12.0

## AMERICAN FOOTBALL CONFERENCE—SACKS

	Sacks	Yards
Pittsburgh	55	321
Miami	48	380
Cleveland	43	273
Tennessee	43	316
Buffalo	42	276
Cincinnati	42	276
Denver	36	249
New England	36	256
Las Vegas	35	207
L.A. Chargers	35	231
Baltimore	34	244
Indianapolis	33	223
N.Y. Jets	33	273
Houston	32	225
Jacksonville	32	236
Kansas City	31	209
<b>AFC Total</b>	<b>610</b>	<b>4195</b>
<b>AFC Average</b>	<b>38.1</b>	<b>262.2</b>

## NATIONAL FOOTBALL CONFERENCE—SACKS

	Sacks	Yards
Minnesota	51	378
L.A. Rams	50	367
Chicago	49	366
San Francisco	48	364
Tampa Bay	47	285
New Orleans	46	310
Arizona	41	227
Dallas	41	297
Carolina	39	293
Green Bay	39	297
Washington	38	187
N.Y. Giants	34	205
Seattle	34	253
Detroit	30	201
Philadelphia	29	220
Atlanta	18	152
<b>NFC Total</b>	<b>634</b>	<b>4402</b>
<b>NFC Average</b>	<b>39.6</b>	<b>275.1</b>
<b>League Total</b>	<b>1244</b>	<b>8597</b>
<b>League Average</b>	<b>38.9</b>	<b>268.7</b>

## 2021 INDIVIDUAL STATISTICS—SACKS

## AFC—INDIVIDUAL SACKS

	Sacks		Sacks		Sacks
Watt, T.J., Pit.	22.5	Reed, Jarran, K.C.	2.5	Mathieu, Tyrann, K.C.	1.0
Garrett, Myles, Cle.	16.0	Weatherly, Stephen, Den.	2.5	Maye, Marcus, NYJ	1.0
Hendrickson, Trey, Cin.	14.0	Blacklock, Ross, Hou.	2.0	McPhee, Pernell, Bal.	1.0
Judon, Matt, N.E.	12.5	Brown, Malcom, Jac.	2.0	Moore, Kenny, Ind.	1.0
Landry, Harold, Ten.	12.0	Bryan, Taven, Jac.	2.0	Needham, Nik, Mia.	1.0
Bosa, Joey, LA-C	10.5	Bush, Devin, Pit.	2.0	Niemann, Ben, K.C.	1.0
Heyward, Cameron, Pit.	10.0	Butler, Adam, Mia.	2.0	* Ogbongbemiga, Amen, LA-C	1.0
Ngakoue, Yannick, L.V.	10.0	Bynes, Josh, Bal.	2.0	Okereke, Bobby, Ind.	1.0
Autry, Denico, Ten.	9.0	Ekuale, Daniel, N.E.	2.0	Phillips, DelShawn, NYJ	1.0
Clowney, Jadeveon, Cle.	9.0	Hill, Troy, Cle.	2.0	Phillips, Harrison, Buf.	1.0
Jones, Chris, K.C.	9.0	Huff, Bryce, NYJ	2.0	Phillips, Jacob, Cle.	1.0
Ogbah, Emmanuel, Mia.	9.0	Hughes, Jerry, Buf.	2.0	Phillips, Kyle, NYJ	1.0
* Phillips, Jaelan, Mia.	8.5	Ingram, Melvin, Pit.-K.C.	2.0	Ray, Wyatt, Cin.	1.0
Simmons, Jeffery, Ten.	8.5	James, Derwin, LA-C	2.0	Riley, Elijah, NYJ	1.0
Crosby, Maxx, L.V.	8.0	Johnson, A.J., Den.	2.0	Rivers, Derek, Hou.	1.0
Greenard, Jonathan, Hou.	8.0	* Koonce, Malcolm, L.V.	2.0	Roberts, Elandon, Mia.	1.0
Allen, Josh, Jac.	7.5	Madubuike, Justin, Bal.	2.0	* Rumph II, Chris, LA-C	1.0
Hubbard, Sam, Cin.	7.5	Mondeaux, Henry, Pit.	2.0	Seymour, Kevon, Bal.	1.0
Addison, Mario, Buf.	7.0	Mosley, C.J., NYJ	2.0	Sneed, L'Jarius, K.C.	1.0
Bowser, Tyus, Bal.	7.0	Peko, Kyle, Ten.	2.0	Sorensen, Daniel, K.C.	1.0
Buckner, DeForest, Ind.	7.0	Philon, Darius, L.V.	2.0	Stewart, Grover, Ind.	1.0
Ogunjobi, Larry, Cin.	7.0	Queen, Patrick, Bal.	2.0	Walker, Anthony, Cle.	1.0
Wormley, Chris, Pit.	7.0	Reader, D.J., Cin.	2.0	* Wallow, Garret, Hou.	1.0
Franklin-Myers, John, NYJ	6.0	Sieler, Zach, Mia.	2.0	Washington, Broderick, Bal.	1.0
Harris, Shelby, Den.	6.0	* Sterns, Caden, Den.	2.0	White, Kyzir, LA-C	1.0
Highsmith, Alex, Pit.	6.0	Tuszka, Derrek, Pit.	2.0	Williams, DeShawn, Den.	1.0
Muhammad, Al-Ouadin, Ind.	6.0	Walker, DeMarcus, Hou.	2.0	Wilson, Jarrod, NYJ	1.0
Smoot, Dawuane, Jac.	6.0	Ward, Jihad, Jac.	2.0	Wilson, Logan, Cin.	1.0
Williams, Quinnen, NYJ	6.0	Wharton, Tereshawn, K.C.	2.0	Wingard, Andrew, Jac.	1.0
Baker, Jerome, Mia.	5.5	Williams, Quincy, NYJ	2.0	Zimmer, Justin, Buf.	1.0
Hill, B.J., Cin.	5.5	Young, Tavon, Bal.	2.0	Zuniga, Jabari, NYJ	1.0
Jones, Dre'Mont, Den.	5.5	Agim, McTelvin, Den.	1.5	Adderley, Nasir, LA-C	0.5
Turay, Kemoko, Ind.	5.5	* Barmore, Christian, N.E.	1.5	Bailey, Markus, Cin.	0.5
Jones, Brandon, Mia.	5.0	Campbell, Calais, Bal.	1.5	Bell, Vonn, Cin.	0.5
Nwosu, Uchenna, LA-C	5.0	Epenesa, A.J., Buf.	1.5	Charlton, Taco, Pit.	0.5
* Oweh, Odafe, Bal.	5.0	Ferrell, Clelin, L.V.	1.5	Davis, Ashtyn, NYJ	0.5
Reed, Malik, Den.	5.0	Guy, Lawrence, N.E.	1.5	Davis, Raekwon, Mia.	0.5
Van Noy, Kyle, N.E.	5.0	Hightower, Dont'a, N.E.	1.5	Dwumfour, Michael, Hou.	0.5
Clark, Frank, K.C.	4.5	Jackson, Joe, Cle.	1.5	Eguavoen, Sam, Mia.	0.5
Houston, Justin, Bal.	4.5	Nassib, Carl, L.V.	1.5	Elliott, Jordan, Cle.	0.5
Jefferson, Quinton, L.V.	4.5	Okafor, Alex, K.C.	1.5	Ford, Rudy, Jac.	0.5
Tillery, Jerry, LA-C	4.5	* Owusu-Koramoah, Jeremiah, Cle.	1.5	Gay, Willie Jr., K.C.	0.5
Wilkins, Christian, Mia.	4.5	Roberson, Derick, Ten.	1.5	Hall, Bryce, NYJ	0.5
Martin, Jake, Hou.	4.0	* Sample, Cameron, Cin.	1.5	Jackson, Malik, Cle.	0.5
Oliver, Ed, Buf.	4.0	Simmons, Justin, Den.	1.5	Johnson, John, Cle.	0.5
* Paye, Kwity, Ind.	4.0	Smith, Chris, Hou.	1.5	Littleton, Cory, L.V.	0.5
* Rousseau, Greg, Buf.	4.0	Tranquill, Drue, LA-C	1.5	* Odeyingbo, Dayo, Ind.	0.5
Van Ginkel, Andrew, Mia.	4.0	Willis, Khari, Ind.	1.5	Pratt, Germaine, Cin.	0.5
Obada, Efe, Buf.	3.5	Ankou, Eli, Buf.	1.0	Square, Damien, L.V.	0.5
Thomas, Solomon, L.V.	3.5	Bentley, Ja'Whaun, N.E.	1.0	* Togia, Tommy, Cle.	0.5
Danna, Michael, K.C.	3.0	Blair, Ronald, NYJ	1.0	Ward, Denzel, Cle.	0.5
Dupree, Bud, Ten.	3.0	Bower, Tashawn, N.E.	1.0	White, Tre'Davious, Buf.	0.5
Fackrell, Kyler, LA-C	3.0	Bryant, Myles, N.E.	1.0		
Gotsis, Adam, Jac.	3.0	Byard, Kevin, Ten.	1.0		
Grugier-Hill, Kamu, Hou.	3.0	Callahan, Bryce, Den.	1.0		
Johnson, Taron, Buf.	3.0	* Carter II, Michael, NYJ	1.0		
Jones, Justin, LA-C	3.0	Chaisson, K'Lavon, Jac.	1.0		
Lotulelei, Star, Buf.	3.0	Clark, Chuck, Bal.	1.0		
McDowell, Malik, Cle.	3.0	Collins, Jamie, N.E.	1.0		
Milano, Matt, Buf.	3.0	Covington, Christian, LA-C	1.0		
Nnadi, Derrick, K.C.	3.0	Davis, Carl, N.E.	1.0		
Poyer, Jordan, Buf.	3.0	Day, Sheldon, Cle.	1.0		
Rankins, Sheldon, NYJ	3.0	Delpit, Grant, Cle.	1.0		
Robertson-Harris, Roy, Jac.	3.0	Edmunds, Terrell, Pit.	1.0		
Stallworth, Taylor, Ind.	3.0	Elliott, DeShon, Bal.	1.0		
Uche, Josh, N.E.	3.0	Godchaux, Davon, N.E.	1.0		
Wilson, Damien, Jac.	3.0	Hamilton, DaVon, Jac.	1.0		
Wise, Deatrich, N.E.	3.0	Harrison, Ronnie, Cle.	1.0		
Adeniyi, Ola, Ten.	2.5	* Hobbs, Nate, L.V.	1.0		
* Basham Jr., Carlos, Buf.	2.5	Howard, Xavien, Mia.	1.0		
Collins, Maliek, Hou.	2.5	Hyde, Micah, Buf.	1.0		
* Cooper, Jonathon, Den.	2.5	Jackson, Kareem, Den.	1.0		
* Holland, Jevon, Mia.	2.5	Jefferson, Tony, Bal.	1.0		
Jenkins, Jordan, Hou.	2.5	Joseph, Linval, LA-C	1.0		
* Jones, Naquan, Ten.	2.5	Lawson, Shaq, NYJ	1.0		
Lewis, Tyquan, Ind.	2.5	* Lopez, Roy, Hou.	1.0		
McKinley, Takkarist, Cle.	2.5	* Loudermilk, Isaiah, Pit.	1.0		
		Mack, Isaiah, Bal.	1.0		

\* Player that was a rookie in 2021

## 2021 INDIVIDUAL STATISTICS—SACKS

## NFC—INDIVIDUAL SACKS

	Sacks
Quinn, Robert, Chi.	18.5
Bosa, Nick, S.F.	15.5
* Parsons, Micah, Dal.	13.0
Donald, Aaron, LA-R	12.5
Jordan, Cameron, N.O.	12.5
Golden, Markus, Ariz	11.0
Reddick, Haason, Car.	11.0
Jones, Chandler, Ariz	10.5
Barrett, Shaquil, T.B.	10.0
Floyd, Leonard, LA-R	9.5
Gary, Rashan, G.B.	9.5
Miller, Von, Den.-LA-R	9.5
Allen, Jonathan, Was.	9.0
Burns, Brian, Car.	9.0
Davenport, Marcus, N.O.	9.0
Smith, Preston, G.B.	9.0
Dunlap, Carlos, Sea.	8.5
* Ojulari, Azeez, NY-G	8.5
Wonnum, D.J., Min.	8.0
Hargrave, Javon, Phi.	7.5
Harris, Charles, Det.	7.5
Sweat, Josh, Phi.	7.5
Gipson, Trevis, Chi.	7.0
Green, Rasheem, Sea.	6.5
Key, Arden, S.F.	6.5
Taylor, Darrell, Sea.	6.5
Williams, Leonard, NY-G	6.5
Armstead, Arik, S.F.	6.0
Gregory, Randy, Dal.	6.0
Hunter, Danielle, Min.	6.0
Mack, Khalil, Chi.	6.0
Suh, Ndamukong, T.B.	6.0
Armstrong, Dorance, Dal.	5.0
Carter, Lorenzo, NY-G	5.0
Griffen, Everson, Min.	5.0
Kendricks, Eric, Min.	5.0
Lowry, Dean, G.B.	5.0
Nelson, Anthony, T.B.	5.0
Okwara, Julian, Det.	5.0
Sweat, Montez, Was.	5.0
Watts, Armon, Min.	5.0
Bryant, Austin, Det.	4.5
Ebukam, Samson, S.F.	4.5
Fowler, Dante, Atl.	4.5
Gaines, Greg, LA-R	4.5
Gholston, William, T.B.	4.5
Payne, Daron, Was.	4.5
Allen, Zach, Ariz	4.0
Clark, Kenny, G.B.	4.0
Hicks, Jordan, Ariz	4.0
Kpassagnon, Tanoh, N.O.	4.0
Mercilus, Whitney, Hou.-G.B.	4.0
* Tryon-Shoyinka, Joe, T.B.	4.0
Vea, Vita, T.B.	4.0
Alexander, Kwon, N.O.	3.5
Basham, Tarell, Dal.	3.5
Cox, Fletcher, Phi.	3.5
Gross-Matos, Yetur, Car.	3.5
Hicks, Akiem, Chi.	3.5
Johnson, Austin, NY-G	3.5
White, Devin, T.B.	3.5
Brown, Derrick, Car.	3.0
Collins, Landon, Was.	3.0
Davis, Demario, N.O.	3.0
Ford, Dee, S.F.	3.0
Granderson, Carl, N.O.	3.0
Haynes, Marquis, Car.	3.0
Joseph-Day, Sebastian, LA-R	3.0
Lawrence, DeMarcus, Dal.	3.0
Lewis, Terrell, LA-R	3.0
Nichols, Bilal, Chi.	3.0
Phillips, Jordan, Ariz	3.0
Pierce, Michael, Min.	3.0
Smith, Harrison, Min.	3.0
Smith, Roquan, Chi.	3.0
Street, Kentavious, S.F.	3.0
Willis, Jordan, S.F.	3.0

## Sacks

Barr, Anthony, Min.	2.5
Blackson, Angelo, Chi.	2.5
Ioannidis, Matthew, Was.	2.5
Keke, Kingsley, G.B.	2.5
Lawrence, Dexter, NY-G	2.5
Pierre-Paul, Jason, T.B.	2.5
Richardson, Sheldon, Min.	2.5
* Roche, Quincy, NY-G	2.5
Smith-Williams, James, Was.	2.5
Tomlinson, Dalvin, Min.	2.5
Willekes, Kenny, Min.	2.5
Al-Shaair, Azeez, S.F.	2.0
Baker, Budda, Ariz	2.0
* Barnes, Derrick, Det.	2.0
Barnett, Derek, Phi.	2.0
Campbell, De'Vondre, G.B.	2.0
David, Lavonte, T.B.	2.0
Edwards, Mario, Chi.	2.0
Ford, Poona, Sea.	2.0
Gardner-Johnson, Chauncey, N.O.	2.0
Thompson, Shaq, Car.	2.0
Hollins, Justin, LA-R	2.0
Jones, D.J., S.F.	2.0
Jones, Deion, Atl.	2.0
Lynch, Blake, Min.	2.0
* McNeill, Alim, Det.	2.0
* Odighizuwa, Osa, Dal.	2.0
Okoronkwo, Obo, LA-R	2.0
Oluokun, Foye, Atl.	2.0
Onyemata, David, N.O.	2.0
Reeder, Troy, LA-R	2.0
Ridgeway, Hassan, Phi.	2.0
Robinson, A'Shawn, LA-R	2.0
Tuioti-Mariner, Jacob, Atl.	2.0
Williams, P.J., N.O.	2.0
* Williams, Milton, Phi.	2.0
Winfield, Antoine Jr., T.B.	2.0
Young, Kenny, LA-R	2.0
Flowers, Trey, Det.	1.5
Fox, Morgan, Car.	1.5
Gallimore, Neville, Dal.	1.5
Garvin, Jonathan, G.B.	1.5
Gill, Cam, T.B.	1.5
Hyder, Kerry, Sea.	1.5
Lemonier, Jessie, Det.	1.5
Lewis, Jourdan, Dal.	1.5
Luvu, Frankie, Car.	1.5
Mone, Bryan, Sea.	1.5
Rapp, Taylor, LA-R	1.5
Simmons, Isaiah, Ariz	1.5
* Toney, Shaka, Was.	1.5
Woods, Al, Sea.	1.5
Young, Chase, Was.	1.5
Anzalone, Alex, Det.	1.0
Avery, Genard, Phi.	1.0
Barnes, Krys, G.B.	1.0
Brockers, Michael, Det.	1.0
Brooks, Jordyn, Sea.	1.0
* Bynum, Camryn, Min.	1.0
Chinn, Jeremy, Car.	1.0
Crossen, Keion, NY-G	1.0
Curl, Kamren, Was.	1.0
Davidson, Marlon, Atl.	1.0
* Davis, Jamin, Was.	1.0
Dogbe, Michael, Ariz	1.0
Edwards, T.J., Phi.	1.0
Elliss, Kaden, N.O.	1.0
Fuller, Kendall, Was.	1.0
Galeai, Tipa, G.B.	1.0
Gipson, Tashaun, Chi.	1.0
* Golston, Chauncey, Dal.	1.0
* Hall, Darren, Atl.	1.0
Harris, De'Jon, Was.	1.0
Harris, Marcell, S.F.	1.0
Hartsfield, Myles, Car.	1.0
Heath, Jeff, N.O.	1.0
Holcomb, Cole, Was.	1.0
* Hoskins, Phil, Car.	1.0

## Sacks

* Jackson, Tarron, Phi.	1.0
Jarrett, Grady, Atl.	1.0
Jenkins, Malcolm, N.O.	1.0
* Johnson, Raymond, NY-G	1.0
Jones, DaQuan, Car.	1.0
* Jones, Ernest, LA-R	1.0
Kearse, Jayron, Dal.	1.0
Lynch, James, Min.	1.0
Marsh, Cassius, Chi.	1.0
Mauro, Josh, Ariz	1.0
Mayowa, Benson, Sea.	1.0
Minter, Kevin, T.B.	1.0
Neal, Keanu, Dal.	1.0
Neal, Ryan, Sea.	1.0
* Ogundeji, Adetokunbo, Atl.	1.0
Okwara, Romeo, Det.	1.0
* Onwuzurike, Levi, Det.	1.0
Peppers, Jabrill, NY-G	1.0
Robinson, Alton, Sea.	1.0
Roby, Bradley, N.O.	1.0
Rotimi, Bunmi, Was.	1.0
Ryan, Logan, NY-G	1.0
Scott, Josiah, Phi.	1.0
* Slaton, Tedarrell, G.B.	1.0
Smith, Jaylon, NY-G	1.0
Terrell, A.J., Atl.	1.0
Toohill, Casey, Was.	1.0
* Turner, Payton, N.O.	1.0
Vander Esch, Leighton, Dal.	1.0
Vaughters, James, Atl.	1.0
Vigil, Nick, Min.	1.0
Vildor, Kindel, Chi.	1.0
Wagner, Bobby, Sea.	1.0
Walker III, Tracy, Det.	1.0
Watkins, Carlos, Dal.	1.0
Watt, J.J., Ariz	1.0
Williams, K'Waun, S.F.	1.0
Woods, Xavier, Min.	1.0
* Bradley-King, Will, Was.	0.5
Burks, Oren, G.B.	0.5
Goldman, Eddie, Chi.	0.5
Harris, Erik, Atl.	0.5
Harris, Will, Det.	0.5
Hill, Trysten, Dal.	0.5
Love, Julian, NY-G	0.5
Maddox, Avonte, Phi.	0.5
McLendon, Steve, T.B.	0.5
Murphy, Byron, Ariz	0.5
* Nixon, Daviyon, Car.	0.5
O'Connor, Pat, T.B.	0.5
Shelton, Danny, NY-G	0.5
Vallejo, Tanner, Ariz	0.5
Warner, Fred, S.F.	0.5
Williams, Nick, Det.	0.5

\* Player that was a rookie in 2021



# Inside the Numbers

Most Points in a Game by Each NFL Team .....	288
Records, W-L, Since 1970 AFL-NFL Merger.....	290
Kickoff Weekend Records, W-L .....	291
W-L Records of NFL Teams, 2012-21 .....	292
Takeaways/Giveaways, 2012-21 .....	294
NFL Individual Leaders, 2012-21 .....	294
Teams That Have Scored 60 Points in a Game.....	295
NFL's Oldest/Youngest Starters in 2021 .....	295
Oldest NFL Records.....	295
Individual Leaders Over Last Two, Three, Four Seasons.....	296
Team Leaders Over Last Two, Three, Four Seasons.....	297
Retired Uniform Numbers.....	299
Passer Rating.....	300
Highest NFL Postseason Passer Ratings .....	301
Starting W-L Records of Active NFL Quarterbacks .....	302
Most Game-Winning Drives by QB in Fourth Quarter or Overtime, 1970-2021 .....	302
Teams That Finished in First Place After Last-Place Finish.....	302
Longest Winning Streaks Since 1970 .....	302
NFL Playoff Appearances By Seasons.....	303
Teams in Super Bowl Contention, 1978-2021 .....	303
Record of Teams on the Road, 1970-2021 .....	303
Games Decided By 7 Points and 3 Points or Fewer, 1970-2021 .....	304
Games Decided By 8 Points or Fewer, 1994-2021 .....	304
Two-Point Conversion Results, 1994-2021 .....	304
Bye Weeks, Team Record After, 1990-2021 .....	304
Close Games, Team Record, 2021 .....	305
Super Bowl Champions, Not in Playoffs Following Season .....	305
Postseason Play, Teams to Win 10-Plus Games and Miss Playoffs .....	305
Super Bowl Team, Non-Division Winner .....	305
Playoff Teams To Finish Regular Season At or Under .500 .....	305
Teams To Beat Opposing Team Three Times in a Season, 1970-2021 .....	306
Coldest NFL Games.....	306
2021 Score By Quarters .....	306
Greatest Comebacks in NFL History .....	307
Postseason, Individual, All-Time Top 10 .....	310
Overtime: 2021 Games, Games by Year, W-L Records by Team .....	311
Overtime: Postseason Games, Miscellaneous Breakdown, Most Games in Season, Longest Streaks .....	312
Overtime: Shortest and Longest Games, Scoring Summary, Single-Game Records .....	313
Overtime Procedures .....	314
All-Time W-L Records of Current NFL Teams .....	315
Television Ratings: Most-Watched Programs of All-Time; Most-Watched Programs, 2021.....	332
Highest Scoring Weekends in NFL History .....	332
Attendance, Paid: Top 5 NFL Totals by Season; Top 10 NFL Totals by Weekend .....	332
Attendance, Paid: Top 10 Single-Season Totals by Franchise; Top 10 NFL Single-Game Totals.....	332
Attendance, Paid: Year-by-Year NFL Totals, 1934-2021 .....	333

## INSIDE THE NUMBERS

RECORDS FOR NFL TEAMS FOR MOST POINTS IN A GAME (REGULAR SEASON ONLY)

*Note: When the record has been achieved more than once, only the most recent game is shown; summaries are listed in alphabetical order by conference. Bold face indicates team holding record.*

### BALTIMORE RAVENS

Sept. 8, 2019, at Miami

Baltimore Ravens ..... 21 21 10 7 — 59  
Miami Dolphins ..... 0 10 0 0 — 10

TD: Balt—Marquise Brown 2, Mark Ingram 2, Mark Andrews, Miles Boykin, Patrick Ricard, Willie Snead; Mia—Preston Williams. TD Passes: Balt—Lamar Jackson 5; Mia—Ryan Fitzpatrick. FG: Balt—Justin Tucker; Mia—Jason Sanders.

### BUFFALO BILLS

Sept. 18, 1966, at Buffalo

Miami Dolphins ..... 3 7 0 14 — 24  
Buffalo Bills ..... 21 27 3 7 — 58

TD: Buff—Bobby Burnett 2, Butch Byrd 2, Jack Spikes 2, Bobby Crockett, Jack Kemp; Mia—Dave Kocourek, Bo Roberson, John Roderick. TD Passes: Buff—Jack Kemp, Daryle Lamonica; Mia—George Wilson 3. FG: Buff—Booth Lusteg; Mia—Gene Mingo.

### CINCINNATI BENGALS

Dec. 17, 1989, at Cincinnati

Houston Oilers ..... 0 0 0 7 — 7  
Cincinnati Bengals ..... 21 10 21 9 — 61

TD: Cin—Eddie Brown 2, Eric Ball, James Brooks, Ira Hillary, Rodney Holman, Tim McGee, Craig Taylor; Hou—Lorenzo White. TD Passes: Cin—Boomer Esiason 4, Erik Wilhelm. FG: Cin—Jim Breech 2.

### CLEVELAND BROWNS

Nov. 7, 1954, at Cleveland

Washington Redskins ..... 0 3 0 0 — 3  
Cleveland Browns ..... 13 14 21 14 — 62

TD: Cle—Darrell Brewster 2, Mo Bassett, Ken Gorgal, Otto Graham, Dub Jones, Dante Lavelli, Curley Morrison. TD Passes: Cle—George Ratterman 3, Otto Graham. FG: Cle—Lou Groza 2; Wash—Vic Janowicz.

### DENVER BRONCOS

Sept. 29, 2013, at Denver

Philadelphia Eagles ..... 3 10 0 7 — 20  
Denver Broncos ..... 14 7 21 10 — 52

TD: Den—Demaryius Thomas 2, Wes Welker 2, Trindon Holliday, Steven Johnson, Knowshon Moreno; Phil—Jeff Maehl, Chris Polk. TD Passes: Den—Peyton Manning 4; Phil—Nick Foles. FG: Den—Matt Prater; Phil—Alex Henery 2.

### HOUSTON TEXANS

Oct. 1, 2017 at Houston

Tennessee Oilers ..... 0 14 0 0 — 14  
Houston Texans ..... 14 16 7 20 — 57

TD: Hou—Will Fuller 2, Lamar Miller 2, Dylan Cole, DeAndre Hopkins, Deshaun Watson; Tenn—Marcus Mariota 2. TD Passes: Hou—Deshaun Watson 4. FG: Hou—Ka’imi Fairbairn 3.

### INDIANAPOLIS COLTS

Dec. 12, 1976, at Baltimore

Buffalo Bills ..... 3 3 7 7 — 20  
Baltimore Colts ..... 7 13 28 10 — 58

TD: Balt—Roger Carr, Raymond Chester, Glenn Doughty, Roosevelt Leaks, Derrel Luce, Lydell Mitchell, Howard Stevens; Buff—Bob Chandler, O.J. Simpson. TD Passes: Balt—Bert Jones 3; Buff—Gary Marangi. FG: Balt—Toni Linhart 3; Buff—George Jakowenko 2.

### JACKSONVILLE JAGUARS

Dec. 13, 2015, at Jacksonville

Indianapolis Colts ..... 3 10 3 0 16  
Jacksonville Jaguars ..... 3 6 21 21 51

TD: Ind—Robert Mathis; Jax—Blake Bortles, Andre Branch, Rashad Greene, Allen Hurns, Allen Robinson, Denard Robinson, Julius Thomas. TD Passes: Jax—Blake Bortles 3. FG: Ind—Adam Vinatieri 3; Jax—Jason Myers.

### KANSAS CITY CHIEFS

Sept. 7, 1963, at Denver

Kansas City Chiefs ..... 14 14 21 10 — 59  
Denver Broncos ..... 0 7 0 0 — 7

TD: KC—Chris Burford 2, Frank Jackson 2, Dave Grayson, Abner Haynes, Sherrill Headrick, Curtis McClinton; Den—Lionel Taylor. TD Passes: KC—Len Dawson 4, Curtis McClinton; Den—Mickey Staughter. FG: KC—Tommy Brooker.

### LAS VEGAS RAIDERS

Oct. 24, 2010, at Denver

Oakland Raiders ..... 24 14 21 0 — 59  
Denver Broncos ..... 0 7 7 0 — 14

TD: Oak—Darren McFadden 4, Michael Bush, Chris Johnson, Zach Miller, Marcel Reese; Den—Knowshon Moreno 2. TD Passes: Oak—Jason Campbell 2; Den—Kyle Orton 2. FG: Oak—Sebastian Janikowski.

### LOS ANGELES CHARGERS

Dec. 22, 1963, at San Diego

Denver Broncos ..... 7 10 3 0 — 20  
San Diego Chargers ..... 10 16 10 22 — 58

TD: SD—Paul Lowe 2, Chuck Allen, Bobby Jackson, Dave Kocourek, Keith Lincoln, Jacque MacKinnon; Den—Billy Joe, Donnie Stone. TD Passes: SD—John Hadl, Tobin Rote; Den—Don Breaux. FG: SD—George Blair 3; Den—Gene Mingo 2.

### MIAMI DOLPHINS

Nov. 24, 1977, at St. Louis

Miami Dolphins ..... 14 14 20 7 — 55  
St. Louis Cardinals ..... 7 0 0 7 — 14

TD: Mia—Nat Moore 3, Gary Davis, Duriel Harris, Leroy Harris, Benny Malone, Andre Tillman; StL—Ike Harris, Terry Metcalf. TD Passes: Mia—Bob Griese 6; StL—Jim Hart.

### NEW ENGLAND PATRIOTS

Nov. 18, 2012, at New England

Indianapolis Colts ..... 14 3 0 7 — 24  
New England Patriots ..... 7 17 14 21 — 59

TD: NE—Julian Edelman 2, Rob Gronkowski 2, Alfonzo Dennard, Stevan Ridley, Aqib Talib, Shane Vereen; Ind—T.Y. Hilton 2, Delone Carter. TD Passes: NE—Tom Brady 3; Ind—Andrew Luck 2. FG: NE—Stephen Gostkowski; Ind—Adam Vinatieri.

### NEW YORK JETS

Nov. 17, 1985, at New York

Tampa Bay Buccaneers ..... 14 7 7 0 — 28  
New York Jets ..... 17 24 14 7 — 62

TD: NYJ—Mickey Shuler 3, Johnny Hector 2, Tony Paige, Al Toon, Wesley Walker; TB—James Wilder 2, Kevin House, Calvin Magee. TD Passes: NYJ—Ken O’Brien 5; TB—Steve DeBerg 2. FG: NYJ—Pat Leahy 2.

### PITTSBURGH STEELERS

Nov. 30, 1952, at Pittsburgh

New York Giants ..... 0 0 7 0 — 7  
Pittsburgh Steelers ..... 14 14 7 28 — 63

TD: Pitt—Lynn Chandnois 2, Dick Hensley 2, Jack Butler, George Hays, Ray Mathews, Ed Modzelewski, Elbie Nickel; NYG—Bill Stribling. TD Passes: Pitt—Jim Finks 4, Gary Kerkorian; NYG—Tom Landry.

### TENNESSEE TITANS

Dec. 9, 1990, at Houston

Cleveland Browns ..... 0 7 7 0 — 14  
Houston Oilers ..... 14 31 7 6 — 58

TD: Hou—Lorenzo White 4, Ernest Givins, Leonard Harris, Tony Jones, Terry Kinard; Cle—Eric Metcalf 2. TD Passes: Hou—Warren Moon 2, Cody Carlson; Cle—Bernie Kosar. FG: Hou—Teddy Garcia.

INSIDE THE NUMBERS

**ARIZONA CARDINALS**

Nov. 13, 1949, at New York

Chicago Cardinals .....	7	31	14	13	—	65
New York Bulldogs .....	7	0	6	7	—	20

TD: Chi—Red Cochran 2, Pat Harder 2, Bill Dewell, Mel Kutner, Bob Ravensburg, Vic Schwall, Charlie Trippi; NY—Joe Golding, Frank Muehlheuser, Johnny Rauch. TD Passes: Chi—Paul Christman 3, Jim Hardy 3; NY—Bobby Layne. FG: Chi—Pat Harder.

**ATLANTA FALCONS**

Sept. 16, 1973, at New Orleans

Atlanta Falcons .....	0	24	21	17	—	62
New Orleans Saints .....	0	0	7	0	—	7

TD: Atl—Ken Burrow 2, Eddie Ray 2, Wes Chesson, Tom Hayes, Art Malone, Joe Profit; NO—Bill Butler. TD Passes: Atl—Dick Shiner 3, Bob Lee; NO—Archie Manning. FG: Atl—Nick Mike-Mayer 2.

**CAROLINA PANTHERS**

Dec. 8, 2002, at Carolina

Cincinnati Bengals .....	7	10	14	0	—	31
Carolina Panthers .....	9	7	21	15	—	52

TD: Car—Steve Smith 3, Dee Brown, Muhsin Muhammad, Al Wallace, Wesley Walls; Cin—Peter Warrick 2, Jon Kitna, Takeo Spikes. TD Passes: Car—Rodney Peete 3; Cin—Jon Kitna 2. FG: Cin—Neil Rackers.

**CHICAGO BEARS**

Dec. 7, 1980, at Chicago

Green Bay Packers .....	0	7	0	0	—	7
Chicago Bears .....	0	28	13	20	—	61

TD: Chi—Walter Payton 3, Brian Baschnagel, Robin Earl, Roland Harper, Willie McClendon, Len Walterscheid, Rickey Watts; GB—James Lofton. TD Passes: Chi—Vince Evans 3; GB—Lynn Dickey.

**DALLAS COWBOYS**

Oct. 12, 1980, at Dallas

San Francisco 49ers .....	0	7	0	7	—	14
Dallas Cowboys .....	14	24	14	7	—	59

TD: Dall—Drew Pearson 3, Ron Springs 2, Tony Dorsett, Billy Joe DuPree, Robert Newhouse; SF—Dwight Clark 2. TD Passes: Dall—Danny White 4; SF—Steve DeBerg 2. FG: Dall—Rafael Septien.

**DETROIT LIONS**

Nov. 27, 1997, at Detroit

Chicago Bears .....	14	6	0	0	—	20
Detroit Lions .....	3	14	17	21	—	55

TD: Det—Herman Moore, Johnnie Morton, Ron Rivers, Barry Sanders 3, Tracy Scroggins; Chi—Raymont Harris, Ricky Proehl. TD Passes: Det—Scott Mitchell 2; Chi—Erik Kramer. FG: Det—Jason Hanson 2; Chi—Jeff Jaeger 2.

**GREEN BAY PACKERS**

Oct. 7, 1945, at Milwaukee

Detroit Lions .....	0	7	7	7	—	21
Green Bay Packers .....	0	41	9	7	—	57

TD: GB—Don Hutson 4, Charley Brock, Irv Comp, Ted Fritsch, Clyde Goodnight; Det—Chuck Fenenbock, John Greene, Bob Westfall. TD Passes: GB—Tex McKay 4, Lou Brock, Irv Comp; Det—Dave Ryan.

**LOS ANGELES RAMS**

Oct. 22, 1950, at Los Angeles

Baltimore Colts .....	13	0	7	7	—	27
Los Angeles Rams .....	21	14	14	21	—	70

TD: LA—Bob Boyd 2, Vitamin T. Smith 2, Tom Fears, Elroy (Crazylegs) Hirsch, Dick Hoerner, Ralph Pasquarello, Dan Towler, Bob Waterfield; Balt—Chet Mutryn 2, Adrian Burk, Billy Stone. TD Passes: LA—Norm Van Brocklin 2, Bob Waterfield 2, Glenn Davis; Balt—Adrian Burk 3.

**MINNESOTA VIKINGS**

Oct. 18, 1970, at Minnesota

Dallas Cowboys .....	3	3	0	7	—	13
Minnesota Vikings .....	14	20	17	3	—	54

TD: Minn—Clint Jones 2, Ed Sharockman 2, John Beasley, Dave Osborn; Dall—Calvin Hill. TD Pass: Minn—Gary Cuozzo. FG: Minn—Fred Cox 4; Dall—Mike Clark 2.

**NEW ORLEANS SAINTS**

Oct. 23, 2011, at New Orleans

Indianapolis Colts .....	0	7	0	0	—	7
New Orleans Saints .....	21	13	14	14	—	62

TD: NO—Marques Colston 2, Jimmy Graham 2, Darren Sproles 2, Jed Collins, Leigh Torrence; IND—Delone Carter. TD Passes: NO—Drew Brees 5. FG: NO—John Kasay 2.

**NEW YORK GIANTS**

Nov. 26, 1972, at New York

Philadelphia Eagles .....	3	7	0	0	—	10
New York Giants .....	14	24	10	14	—	62

TD: NYG—Don Herrmann 2, Ron Johnson 2, Bob Tucker 2, Randy Johnson; Phil—Harold Jackson. TD Passes: NYG—Norm Snead 3, Randy Johnson 2; Phil—John Reaves. FG: NYG—Pete Gogolak 2; Phil—Tom Dempsey.

**PHILADELPHIA EAGLES**

Nov. 6, 1934, at Philadelphia

Cincinnati Reds .....	0	0	0	0	—	0
Philadelphia Eagles .....	26	6	12	20	—	64

TD: Phil—Joe Carter 3, Swede Hanson 3, Marvin Ellstrom, Roger Kirkman, Ed Matesic, Ed Storm. TD Passes: Phil—Ed Matesic 2, Albert Weiner 2, Marvin Ellstrom.

**SAN FRANCISCO 49ERS**

Oct. 18, 1992, at San Francisco

Atlanta Falcons .....	7	3	0	7	—	17
San Francisco 49ers .....	21	21	14	0	—	56

TD: SF—Jerry Rice 3, Ricky Watters 3, Brent Jones, Tom Rathman; Atl—Michael Haynes, Jason Phillips. TD Passes: SF—Steve Young 3; Atl—Chris Miller, Wade Wilson. FG: Atl—Norm Johnson.

**SEATTLE SEAHAWKS**

Dec. 9, 2012, at Seattle

Arizona Cardinals .....	0	0	0	0	—	0
Seattle Seahawks .....	10	28	13	7	—	58

TD: Sea—Marshawn Lynch 3, Zach Miller, Richard Sherman, Malcolm Smith, Leon Washington. TD Passes: Sea—Russell Wilson. FG: Sea—Stephen Hauschka 3.

**TAMPA BAY BUCCANEERS**

Sept. 29, 2019, at Los Angeles

Tampa Bay Buccaneers ...	7	21	3	24	—	55
Los Angeles Rams .....	0	17	3	20	—	40

TD: TB—Chris Godwin 2, Peyton Barber, Cameron Brate, Mike Evans, Ronald Jones, Ndamukong Suh; LAR—Todd Gurley 2, Gerald Everett, Cooper Kupp, Marcus Peters. TD Passes: TB—Jameis Winston 4; LAR—Jared Goff 2. FG: TB—Matt Gay 2; LAR—Greg Zuerlein.

**WASHINGTON COMMANDERS**

Nov. 27, 1966, at Washington

New York Giants .....	0	14	14	13	—	41
Washington Redskins .....	13	21	14	24	—	72

TD: Wash—A.D. Whitfield 3, Brig Owens 2, Charley Taylor 2, Rickie Harris, Joe Don Looney, Bobby Mitchell; NYG—Allen Jacobs, Homer Jones, Dan Lewis, Joe Morrison, Aaron Thomas, Gary Wood. TD Passes: Wash—Sonny Jurgensen 3; NYG—Gary Wood 2, Tom Kennedy. FG: Wash—Charlie Gogolak.

## INSIDE THE NUMBERS

### RECORDS OF NFL TEAMS SINCE 1970 AFL-NFL MERGER

AFC	W	L	T	Pct.	Division	Playoff	Postseason	Super Bowl
					Titles	Berths	Record	Record
Pittsburgh	495	310	4	.614	24	32	36-26	6-2
New England	466	343	0	.576	21	27	36-21	6-5
Miami	461	346	2	.571	13	23	20-21	2-3
Denver	456	347	6	.568	15	22	23-19	3-5
Baltimore***	233	183	1	.560	6	13	16-11	2-0
Kansas City	420	382	7	.524	12	20	12-19	1-1
Las Vegas	414	389	6	.516	12	20	22-17	3-1
Indianapolis	410	397	2	.508	15	24	19-22	2-1
Tennessee	393	414	2	.487	7	20	15-20	0-1
Buffalo	384	423	2	.476	9	17	15-17	0-4
L.A. Chargers	382	422	5	.475	10	14	11-14	0-1
Cincinnati	366	439	4	.455	10	15	8-15	0-3
Houston****	139	182	0	.433	6	6	4-6	0-0
N.Y. Jets	345	462	2	.428	2	12	10-12	0-0
Jacksonville**	180	253	0	.416	3	7	7-7	0-0
Cleveland+	314	443	4	.415	6	12	5-12	0-0

NFC	W	L	T	Pct.	Division	Playoff	Postseason	Super Bowl
					Titles	Berths	Record	Record
Dallas	471	338	0	.582	21	30	34-25	5-3
Minnesota	451	354	4	.560	18	28	19-28	0-3
Green Bay	438	361	10	.548	16	24	24-22	2-1
San Francisco	441	364	4	.548	20	26	34-21	5-2
Philadelphia	415	385	9	.519	11	24	19-23	1-2
Seattle*	374	350	1	.517	11	19	17-18	1-2
Washington	413	393	3	.512	9	19	20-16	3-2
L.A. Rams	408	396	5	.507	14	23	23-21	2-3
Chicago	396	412	1	.490	11	16	10-15	1-1
New Orleans	384	421	4	.477	9	14	10-13	1-0
Carolina**	205	227	1	.475	6	8	9-8	0-2
N.Y. Giants	382	424	3	.474	8	16	20-12	4-1
Atlanta	364	440	5	.453	6	14	10-14	0-2
Arizona	345	456	8	.431	5	9	6-9	0-1
Detroit	328	475	6	.409	3	12	1-12	0-0
Tampa Bay*	291	433	1	.402	7	12	11-10	2-0

\*Entered NFL in 1976.

\*\*Entered NFL in 1995.

\*\*\*Entered NFL in 1996.

\*\*\*\*Entered NFL in 2002.

+Did not play, 1996-98.

Las Vegas totals include Los Angeles, 1982-94, and Oakland, 1960-81, 1995-2019.

Indianapolis totals include Baltimore, 1970-83.

Tennessee totals include Houston Oilers, 1970-96.

L.A. Chargers totals include San Diego, 1970-2016.

L.A. Rams totals include St. Louis, 1995-2015.

Arizona totals include St. Louis, 1970-87, and Phoenix, 1988-93.

Tie games before 1972 are not calculated in won-lost percentage.

### HOME RECORDS OF NFL TEAMS SINCE 1970 AFL-NFL MERGER

AFC	W	L	T	Pct.
Pittsburgh	291	112	2	.721
Baltimore***	143	65	1	.687
Denver	272	130	4	.676
Miami	264	139	1	.655
New England	264	141	0	.652
Kansas City	245	156	3	.611
Las Vegas	229	174	2	.568
Buffalo	225	180	1	.555
Indianapolis	222	181	2	.551
Tennessee	222	182	1	.549
Cincinnati	221	181	3	.549
L.A. Chargers	216	186	2	.537
Jacksonville**	110	107	0	.507
Houston****	81	80	0	.503
Cleveland+	181	196	3	.480
N.Y. Jets	190	213	1	.472

NFC	W	L	T	Pct.
Minnesota	269	135	1	.665
Green Bay	261	136	7	.655
Dallas	262	142	0	.649
Seattle*	220	143	0	.606
San Francisco	239	162	3	.596
Washington	231	170	2	.576
Chicago	228	175	1	.566
Philadelphia	227	174	4	.566
L.A. Rams	223	179	2	.555
Atlanta	210	194	1	.520
Carolina**	112	104	0	.519
N.Y. Giants	209	195	1	.517
Detroit	207	196	1	.514
New Orleans	204	199	1	.506
Arizona	201	197	5	.505
Tampa Bay*	171	190	1	.474

\*Entered NFL in 1976.

\*\*Entered NFL in 1995.

\*\*\*Entered NFL in 1996.

\*\*\*\*Entered NFL in 2002.

+Did not play, 1996-98.

Las Vegas totals include Los Angeles, 1982-94, and Oakland, 1960-81, 1995-2019.

Indianapolis totals include Baltimore, 1970-83.

Tennessee totals include Houston Oilers, 1970-96.

L.A. Chargers totals include San Diego, 1970-2016.

L.A. Rams totals include St. Louis, 1995-2015.

Arizona totals include St. Louis, 1970-87, and Phoenix, 1988-93.

Tie games before 1972 are not calculated in won-lost percentage.

## INSIDE THE NUMBERS

### ROAD RECORDS OF NFL TEAMS SINCE 1970 AFL-NFL MERGER

AFC	W	L	T	Pct.
Pittsburgh	204	198	2	.507
New England	202	202	0	.500
Miami	197	207	1	.488
Indianapolis	188	216	0	.465
Las Vegas	185	215	4	.463
Denver	184	217	2	.459
Kansas City	175	226	4	.437
Baltimore***	90	118	0	.433
Tennessee	171	232	1	.424
L.A. Chargers	166	236	3	.413
Buffalo	159	243	1	.396
N.Y. Jets	155	249	1	.384
Houston****	58	102	0	.362
Cincinnati	145	258	1	.360
Cleveland+	133	247	1	.350
Jacksonville**	70	146	0	.324

NFC	W	L	T	Pct.
Dallas	209	196	0	.516
San Francisco	202	202	1	.500
Philadelphia	188	211	5	.471
L.A. Rams	185	217	3	.460
Minnesota	182	219	3	.454
Washington	182	223	1	.450
New Orleans	180	222	3	.448
Green Bay	177	225	3	.441
Carolina**	93	123	1	.431
N.Y. Giants	173	229	2	.431
Seattle*	154	207	1	.427
Chicago	168	237	0	.415
Atlanta	154	246	4	.385
Arizona	144	259	3	.358
Tampa Bay*	120	243	0	.331
Detroit	121	279	5	.304

*\*Entered NFL in 1976.  
 \*\*Entered NFL in 1995.  
 \*\*\*Entered NFL in 1996.  
 \*\*\*\*Entered NFL in 2002.  
 +Did not play, 1996-98.  
 Las Vegas totals include Los Angeles, 1982-94, and Oakland, 1960-81, 1995-2019.  
 Indianapolis totals include Baltimore, 1970-83.  
 Tennessee totals include Houston Oilers, 1970-96.  
 L.A. Chargers totals include San Diego, 1970-96.  
 L.A. Rams totals include St. Louis, 1995-2015.  
 Arizona totals include St. Louis, 1970-87, and Phoenix, 1988-93.  
 Tie games before 1972 are not calculated in win-lost percentage.*

### RECORDS OF TEAMS ON KICKOFF WEEKEND

AFC	W	L	T	Pct.	Longest W Strk.	Longest L Strk.	Current Streak
Denver	40	21	1	.656	7	4	W-1
Kansas City	35	27	0	.565	7	4	W-7
L.A. Chargers	35	27	0	.565	6	6	W-3
New England	35	27	0	.565	10	3	L-1
Pittsburgh	45	37	5	.548	8	3	W-2
Miami	30	25	1	.545	11	5	W-1
Baltimore	14	12	0	.538	5	4	L-1
Jacksonville	14	13	0	.519	6	5	L-1
Tennessee	32	30	0	.516	4	3	L-1
Houston	10	10	0	.500	5	4	W-1
Las Vegas	30	32	0	.484	5	6	W-3
Indianapolis	33	36	0	.478	8	8	L-8
Cincinnati	25	29	0	.463	4	4	W-1
N.Y. Jets	28	34	0	.452	5	5	L-3
Buffalo	26	36	0	.419	6	5	L-1
Cleveland	27	41	1	.399	5	13	L-3

NFC	W	L	T	Pct.	Longest W Strk.	Longest L Strk.	Current Streak
Dallas	39	22	1	.639	17	5	L-2
Green Bay	58	40	3	.592	6	6	L-1
Chicago	55	42	5	.567	9	6	L-1
Minnesota	34	26	1	.567	5	3	L-2
San Francisco	39	32	1	.549	6	3	W-1
N.Y. Giants	50	42	5	.543	4	5	L-5
Detroit	48	41	3	.539	10	4	L-2
L.A. Rams	45	39	0	.536	5	6	W-5
Atlanta	28	28	0	.500	5	4	L-4
Washington	42	44	4	.488	6	5	L-1
Philadelphia	40	47	1	.460	5	9	W-1
Arizona	42	56	3	.429	6	7	W-2
Seattle	19	27	0	.413	3	8	W-3
Tampa Bay	19	27	0	.413	3	5	W-1
Carolina	11	16	0	.407	3	5	W-1
New Orleans	20	35	0	.364	3	6	W-3

*L.A. Chargers totals include San Diego, 1961-2016.  
 New England totals include Boston, 1960-70.  
 Kansas City totals include Dallas Texans, 1960-62.  
 Tennessee totals include Houston Oilers, 1960-96.  
 Indianapolis totals include Baltimore, 1953-83.  
 Las Vegas totals include Los Angeles, 1982-94, and Oakland, 1960-81, 1995-2019.  
 Detroit totals include Portsmouth Spartans, 1930-33.  
 L.A. Rams totals include Cleveland, 1937-42, 1944-45, and St. Louis, 1995-2015.  
 Arizona totals include Chicago, 1920-59, St. Louis, 1960-87, and Phoenix, 1988-93.  
 Chicago totals include Decatur Staleys, 1920, and Chicago Staleys, 1921.  
 Washington totals include Boston Braves, 1932 and Boston Redskins, 1933-36.  
 NOTE: Tie games before 1972 are not calculated in win-lost percentage.*

## INSIDE THE NUMBERS

### RECORDS OF NFL TEAMS, 2012-21

AFC	W	L	T	Pct.	Division		Postseason	Super Bowl
					Titles	Berths		
New England	115	46	0	.714	8	9	14-6	3-1
Kansas City	105	56	0	.652	6	8	9-7	1-1
Pittsburgh	99	60	2	.621	4	6	3-6	0-0
Baltimore	93	68	0	.578	3	5	6-4	1-0
Indianapolis	90	71	0	.559	2	5	4-5	0-0
Denver	89	72	0	.553	4	4	5-3	1-1
Buffalo	85	76	0	.528	2	4	3-4	0-0
Cincinnati	78	80	3	.494	3	5	3-5	0-1
Tennessee	77	84	0	.478	2	4	3-4	0-0
L.A. Chargers**	76	85	0	.472	0	2	2-2	0-0
Miami	76	85	0	.472	0	1	0-1	0-0
Houston	74	87	0	.460	5	5	3-5	0-0
Las Vegas***	65	96	0	.404	0	2	0-2	0-0
N.Y. Jets	55	106	0	.342	0	0	0-0	0-0
Cleveland	52	108	1	.326	0	1	1-1	0-0
Jacksonville	42	119	0	.261	1	1	2-1	0-0

NFC	W	L	T	Pct.	Division		Postseason	Super Bowl
					Titles	Berths		
Seattle	105	55	1	.655	4	8	9-7	1-1
Green Bay	103	56	2	.646	7	8	7-8	0-0
New Orleans	97	64	0	.602	4	5	4-5	0-0
Dallas	90	71	0	.559	4	4	2-4	0-0
Minnesota	87	72	2	.547	2	4	2-4	0-0
L.A. Rams*	86	74	1	.537	3	4	7-3	1-1
Philadelphia	82	78	1	.512	3	5	4-4	1-0
Arizona	81	78	2	.509	1	3	1-3	0-0
Carolina	80	80	1	.500	3	4	3-4	0-1
San Francisco	77	83	1	.481	2	4	8-4	0-2
Atlanta	77	84	0	.478	2	3	4-3	0-1
Chicago	71	90	0	.441	1	2	0-2	0-0
Tampa Bay	69	92	0	.429	1	2	5-1	1-0
Washington	65	95	1	.407	3	3	0-3	0-0
Detroit	64	95	2	.404	0	2	0-2	0-0
N.Y. Giants	61	100	0	.379	0	1	0-1	0-0

\*Totals include St. Louis, 2012-15.

\*\*Totals include San Diego, 2012-16.

\*\*\*Totals include Oakland, 2012-19.

### HOME RECORDS, 2012-21

AFC	W - L - T	Pct.
New England	63-18-0	.778
Pittsburgh	57-23-1	.710
Baltimore	55-26-0	.679
Kansas City	55-26-0	.679
Denver	51-30-0	.630
Indianapolis	51-30-0	.630
Buffalo	49-32-0	.605
Cincinnati	45-34-2	.568
Miami	46-35-0	.568
Houston	42-39-0	.519
Tennessee	42-39-0	.519
L.A. Chargers**	40-41-0	.494
Las Vegas***	37-44-0	.457
Cleveland	35-45-1	.438
N.Y. Jets	34-47-0	.420
Jacksonville	27-54-0	.333

NFC	W - L - T	Pct.
Green Bay	61-17-2	.775
Seattle	58-22-0	.725
Minnesota	54-26-0	.675
New Orleans	51-29-0	.637
Dallas	45-35-0	.563
L.A. Rams*	45-35-0	.563
Philadelphia	44-35-1	.556
Arizona	42-36-2	.537
Carolina	43-37-0	.537
San Francisco	39-40-1	.494
Atlanta	38-42-0	.475
Chicago	36-44-0	.450
Detroit	36-44-0	.450
N.Y. Giants	35-45-0	.438
Tampa Bay	35-45-0	.438
Washington	35-45-0	.438

\*Totals include St. Louis, 2012-15.

\*\*Totals include San Diego, 2012-16.

\*\*\*Totals include Oakland, 2012-19.

## INSIDE THE NUMBERS

**ROAD RECORDS, 2012-21**

AFC	W-L-T	Pct.
New England	52-28-0	.650
Kansas City	50-30-0	.625
Pittsburgh	42-37-1	.531
Indianapolis	39-41-0	.487
Baltimore	38-42-0	.475
Denver	38-42-0	.475
Buffalo	36-44-0	.450
L.A. Chargers**	36-44-0	.450
Tennessee	35-45-0	.438
Cincinnati	33-46-1	.419
Houston	32-48-0	.400
Miami	30-50-0	.375
Las Vegas***	28-52-0	.350
N.Y. Jets	21-59-0	.263
Cleveland	17-63-0	.212
Jacksonville	15-65-0	.188

NFC	W-L-T	Pct.
Seattle	47-33-1	.586
New Orleans	46-35-0	.568
Dallas	45-36-0	.556
Green Bay	42-39-0	.519
L.A. Rams*	41-39-1	.512
Arizona	39-42-0	.481
Atlanta	39-42-0	.481
Philadelphia	38-43-0	.469
San Francisco	38-43-0	.469
Carolina	37-43-1	.463
Chicago	35-46-0	.432
Minnesota	33-46-2	.420
Tampa Bay	34-47-0	.420
Washington	30-50-1	.377
Detroit	28-51-2	.358
N.Y. Giants	26-55-0	.321

\*Totals include St. Louis, 2012-15.

\*\*Totals include San Diego, 2012-16.

\*\*\*Totals include Oakland, 2012-19.

**RECORDS BY MONTHS, 2012-21**

AFC	Sept.				Oct.				Nov.				Dec.				Total			
	W	L	T	Pct.	W	L	T	Pct.	W	L	T	Pct.	W	L	T	Pct.	W	L	T	Pct.
New England	27	11	0	.708	35	11	0	.759	30	9	0	.769	36	18	0	.686	128	49	0	.723
Kansas City	24	13	0	.646	27	17	0	.612	23	18	0	.562	38	17	0	.688	112	65	0	.633
Pittsburgh	17	19	1	.469	31	11	0	.737	27	15	1	.643	36	19	0	.651	111	64	2	.633
Baltimore	24	14	0	.630	21	20	0	.512	30	13	0	.692	30	25	0	.545	105	72	0	.593
Denver	22	14	0	.610	23	21	0	.520	24	18	0	.571	28	27	0	.509	97	80	0	.548
Indianapolis	14	23	0	.377	23	22	0	.511	24	17	0	.588	31	23	0	.571	92	85	0	.520
Buffalo	23	15	0	.604	22	21	0	.512	20	22	0	.476	26	28	0	.481	101	86	0	.541
Cincinnati	20	18	1	.524	21	20	2	.512	18	22	0	.450	28	27	0	.509	87	87	3	.500
Tennessee	21	17	0	.554	18	24	0	.429	20	24	0	.452	27	26	0	.509	86	91	0	.486
Houston	19	19	0	.500	20	25	0	.444	24	15	0	.613	21	34	0	.383	84	93	0	.475
L.A. Chargers**	19	19	0	.500	19	23	0	.450	17	25	0	.400	29	26	0	.520	84	93	0	.475
Miami	14	24	0	.366	16	25	0	.390	23	20	0	.530	29	26	0	.520	82	95	0	.463
Las Vegas***	18	20	0	.474	16	23	0	.410	20	26	0	.435	19	35	0	.348	73	104	0	.412
N.Y. Jets	12	25	0	.323	16	29	0	.353	12	27	0	.303	23	33	0	.410	63	114	0	.356
Cleveland	13	23	1	.361	14	32	0	.303	16	25	0	.390	13	40	0	.244	56	120	1	.319
Jacksonville	11	28	0	.286	10	33	0	.233	11	29	0	.273	15	40	0	.273	47	130	0	.266

NFC	Sept.				Oct.				Nov.				Dec.				Total			
	W	L	T	Pct.	W	L	T	Pct.	W	L	T	Pct.	W	L	T	Pct.	W	L	T	Pct.
Green Bay	26	11	1	.700	32	9	0	.778	20	24	1	.452	40	13	0	.755	118	57	2	.672
Seattle	22	15	0	.594	25	17	1	.594	27	15	0	.643	38	17	0	.688	112	64	1	.636
New Orleans	17	21	0	.444	33	8	0	.805	28	18	0	.609	32	20	0	.615	110	67	0	.621
Dallas	23	14	0	.619	20	21	0	.488	26	22	0	.541	29	22	0	.567	98	79	0	.554
Minnesota	17	20	1	.458	23	20	0	.533	22	18	1	.550	28	27	0	.509	90	85	2	.514
Philadelphia	19	18	1	.512	22	22	0	.500	18	23	0	.438	31	23	0	.571	90	86	1	.511
San Francisco	19	18	0	.512	22	23	0	.488	18	21	1	.458	31	24	0	.562	90	86	1	.511
Arizona	20	16	1	.556	23	23	1	.500	19	19	0	.500	27	28	0	.491	89	86	2	.508
L.A. Rams*	21	16	0	.565	24	20	0	.545	17	23	1	.425	26	29	0	.474	88	88	1	.500
Atlanta	19	19	0	.500	20	23	0	.465	22	21	0	.512	26	27	0	.491	87	90	0	.492
Carolina	19	17	0	.529	20	25	1	.444	21	21	0	.500	26	27	0	.491	86	90	1	.489
Chicago	19	19	0	.500	20	22	0	.476	20	23	0	.465	20	34	0	.366	79	98	0	.446
Detroit	17	20	1	.458	20	23	0	.465	17	25	1	.400	20	33	0	.377	74	101	2	.424
Tampa Bay	15	22	0	.405	16	24	0	.398	22	24	0	.479	20	34	0	.366	73	104	0	.412
Washington	14	23	0	.377	17	27	1	.383	17	24	0	.413	22	32	0	.405	70	106	1	.398
N.Y. Giants	12	26	0	.308	19	24	0	.440	17	24	0	.413	22	33	0	.400	70	107	0	.395

December totals include January.

\*Totals include St. Louis, 2012-15.

\*\*Totals include San Diego, 2012-16.

\*\*\*Totals include Oakland, 2012-19.

## INSIDE THE NUMBERS

### TAKEAWAYS/GIVEAWAYS, 2012-21

AFC	Takeaways			Giveaways			Net Diff.
	Int.	Fum.	Total	Int.	Fum.	Total	
New England	174	99	273	93	68	161	+112
Kansas City	152	100	252	94	95	189	+63
Buffalo	165	90	255	133	93	226	+29
Indianapolis	141	96	237	131	87	218	+19
Baltimore	130	96	226	142	70	212	+14
Pittsburgh	136	102	238	147	88	235	+3
Houston	125	92	217	138	82	220	-3
Cincinnati	150	71	221	136	95	231	-10
Tennessee	135	73	208	134	93	227	-19
L.A. Chargers**	126	86	212	146	86	232	-20
Miami	146	74	220	150	91	241	-21
Denver	139	87	226	149	99	248	-22
Cleveland	135	82	217	168	96	264	-47
Las Vegas***	103	83	186	129	114	243	-57
Jacksonville	106	84	190	157	105	262	-72
N.Y. Jets	109	80	189	178	95	273	-84

NFC	Takeaways			Giveaways			Net Diff.
	Int.	Fum.	Total	Int.	Fum.	Total	
Seattle	151	108	259	91	73	164	+95
Green Bay	144	81	225	84	81	165	+60
New Orleans	138	90	228	117	77	194	+34
Minnesota	136	90	226	109	89	198	+28
L.A. Rams*	149	99	248	140	92	232	+16
Arizona	146	105	251	157	84	241	+10
Carolina	139	109	248	156	85	241	+7
Atlanta	132	89	221	130	85	215	+6
Washington	139	98	237	140	100	240	-3
Dallas	119	102	221	126	99	225	-4
Chicago	136	99	235	153	91	244	-9
Tampa Bay	147	112	259	176	95	271	-12
San Francisco	119	91	210	127	104	231	-21
N.Y. Giants	152	91	243	162	105	267	-24
Philadelphia	130	97	227	135	119	254	-27
Detroit	116	77	193	137	97	234	-41

\*Totals include St. Louis, 2012-15.

\*\*Totals include San Diego, 2012-16.

\*\*\*Totals include Oakland, 2012-19.

### BEST TAKEAWAY/GIVEAWAY DIFFERENTIAL, SEASON

+43	Washington, 1983
+28	New England, 2010
	San Francisco, 2011
+26	Kansas City, 1990

### HIGH AND LOW SINGLE-GAME YARDAGE TOTALS, 2012-21

#### Most Total Yards, Game

653	Houston vs. Jacksonville, Nov. 18, 2012 (ot)
643	Baltimore at Miami, Sept. 8, 2019
639	Pittsburgh vs. Indianapolis, Oct. 26, 2014
626	Oak. Raiders at Tampa Bay, Oct. 30, 2016 (ot)
625	New Orleans vs. Dallas, Nov. 10, 2013

#### Fewest Total Yards, Game

47	Chicago at Cleveland, Sept. 26, 2021
53	N.Y. Jets at Buffalo, Jan. 9, 2022
89	Washington vs. Philadelphia, Dec. 30, 2018
100	N.Y. Jets at Denver, Dec. 10, 2017
103	Miami at Buffalo, Dec. 22, 2013

#### Most Yards Rushing, Game

404	Baltimore at Cincinnati, Jan. 3, 2021
355	San Francisco vs. S.D. Chargers, Dec. 20, 2014 (ot)
352	Kansas City vs. Indianapolis, Dec. 23, 2012
350	Seattle vs. N.Y. Giants, Nov. 9, 2014
323	N.Y. Jets vs. Denver, Oct. 7, 2018

#### Fewest Yards Rushing, Game

-1	New England vs. Tampa Bay, Oct. 3, 2021
1	Indianapolis at Dallas, Dec. 21, 2014
2	Miami at Tampa Bay, Nov. 11, 2013

6	Chicago at Philadelphia, Nov. 26, 2017
7	Arizona vs. San Francisco, Oct. 29, 2012
7	Philadelphia vs. Dallas, Sept. 20, 2015

#### Most Yards Passing, Game

522	Pittsburgh vs. Indianapolis, Oct. 26, 2014
510	N.Y. Giants vs. Tampa Bay, Sept. 16, 2012
505	New Orleans vs. N.Y. Giants, Nov. 1, 2015
504	Houston vs. Jacksonville, Nov. 18, 2012 (ot)
498	Oakland at Tampa Bay, Oct. 30, 2016 (ot)
498	Cincinnati vs. Baltimore, Dec. 26, 2021

#### Fewest Yards Passing, Game

-6	N.Y. Giants at Chicago, Jan. 2, 2022
1	Chicago at Cleveland, Sept. 26, 2021
5	N.Y. Jets at Buffalo, Jan. 9, 2022
6	San Francisco at Chicago, Dec. 4, 2016
12	Denver vs. New Orleans, Nov. 29, 2020

### NFL INDIVIDUAL LEADERS, 2012-21

#### Points

Justin Tucker	1,360
Matt Prater	1,188
Stephen Gostkowski	1,163
Mason Crosby	1,157
Greg Zuerlein	1,131

#### Touchdowns

Antonio Brown	84
Todd Gurley	79
Mike Evans	76
Davante Adams	73
Two tied	69

#### Field Goals

Justin Tucker	326
Greg Zuerlein	264
Matt Prater	260
Stephen Gostkowski	251
Mason Crosby	239

#### Rushes

Frank Gore	2,082
Adrian Peterson	1,824
LeSean McCoy	1,822
Ezekiel Elliott	1,650
Mark Ingram	1,633

#### Rushing Yards

Frank Gore	8,375
Adrian Peterson	8,166
LeSean McCoy	8,076
Mark Ingram	7,404
Ezekiel Elliott	7,386

#### Rushing TDs

Todd Gurley	67
Derrick Henry	65
Cam Newton	61
Mark Ingram	59
Two tied	56

#### Pass Attempts

Tom Brady	5,996
Matt Ryan	5,981
Matthew Stafford	5,689
Ben Roethlisberger	5,130
Philip Rivers	5,097

#### Completions

Matt Ryan	4,010
Tom Brady	3,866
Matthew Stafford	3,623
Drew Brees	3,529
Ben Roethlisberger	3,350

#### Passing Yards

Matt Ryan	45,497
Tom Brady	44,541
Matthew Stafford	42,155
Drew Brees	39,616
Philip Rivers	39,155

#### TD Passes

Tom Brady	324
Aaron Rodgers	317
Russell Wilson	292
Drew Brees	290
Matt Ryan	272

#### Receptions

Antonio Brown	843
Julio Jones	825
DeAndre Hopkins	789
Larry Fitzgerald	739
Keenan Allen	730

#### Receiving Yards

Julio Jones	12,371
Antonio Brown	11,016
DeAndre Hopkins	10,581
T.Y. Hilton	9,691
Mike Evans	9,301

#### Receiving TD

Antonio Brown	81
Mike Evans	75
Davante Adams	73
Jimmy Graham	69
DeAndre Hopkins	68

#### Interceptions

Richard Sherman	33
Marcus Peters	31
Harrison Smith	29
Five tied	27

#### Sacks

Chandler Jones	107.5
Cameron Jordan	106.0
Von Miller	104.0
Aaron Donald	98.0
Two tied	96.5



## INSIDE THE NUMBERS

### NFL GAMES IN WHICH A TEAM HAS SCORED 60-OR-MORE POINTS

*(Home team in capitals)*

#### Regular Season

WASHINGTON 72, N.Y. Giants 41	Nov. 27, 1966
L.A. RAMS 70, Bal. Colts 27	Oct. 22, 1950
ROCHESTER JEFFERSONS 66, *Fort Porter 0	Oct. 10, 1920
Chi. Cardinals 65, N.Y. BULLDOGS 20	Nov. 13, 1949
L.A. RAMS 65, Detroit 24	Oct. 29, 1950
PHILADELPHIA 64, Cin. Reds 0	Nov. 6, 1934
CHI. CARDINALS 63, N.Y. Giants 35	Oct. 17, 1948
PITTSBURGH 63, N.Y. Giants 7	Nov. 30, 1952
AKRON PROS 62, Oorang Indians 0	Oct. 29, 1922
CLE. BROWNS 62, N.Y. Giants 14	Dec. 6, 1953
CLE. BROWNS 62, Washington 3	Nov. 7, 1954
N.Y. GIANTS 62, Philadelphia 10	Nov. 26, 1972
Atlanta 62, NEW ORLEANS 7	Sept. 16, 1973
N.Y. JETS 62, Tampa Bay 28	Nov. 17, 1985
NEW ORLEANS 62, Indianapolis 7	Oct. 23, 2011
CHI. BEARS 61, San Francisco 20	Dec. 12, 1965
Cin. Bengals 61, HOU. OILERS 17	Dec. 17, 1972
CHI. BEARS 61, Green Bay 7	Dec. 7, 1980
CIN. BENGALS 61, Hou. Oilers 7	Dec. 17, 1989
ROCK ISLAND INDEPENDENTS 60, Evansville Crimson Giants 0	Oct. 15, 1922
CHI. CARDINALS 60, Rochester Jeffersons 0	Oct. 7, 1923

#### Postseason

Chi. Bears 73, WASHINGTON 0	Dec. 8, 1940
JACKSONVILLE 62, Miami 7	Jan. 15, 2000

*\*Not a member of the American Professional Football Association (NFL)*

### YOUNGEST AND OLDEST NFL PLAYERS, 2021

#### 10 Youngest Players

	Birthdate	Games	Starts	Position
Penei Sewell, Detroit	10/9/2000	16	16	OT
Kyle Pitts, Atlanta	10/6/2000	17	15	TE
Anthony Schwartz, Cleveland	9/5/2000	14	2	WR
Bobby Brown, L.A. Rams	8/7/2000	10	0	DT
Brevin Jordan, Houston	7/16/2000	9	2	TE
Azeez Ojulari, N.Y. Giants	6/16/2000	17	13	OLB
Rondale Moore, Arizona	6/9/2000	14	7	WR
Terrace Marshall, Carolina	6/9/2000	13	3	WR
Tommy Tremble, Carolina	6/2/2000	16	11	TE
Jalen Mayfield, Atlanta	5/23/2000	16	16	OG

#### 10 Oldest Players

	Birthdate	Games	Starts	Position
Tom Brady, Tampa Bay	8/3/1977	17	17	QB
Andrew Whitworth, LA Rams	12/12/1981	15	15	OT
Jason Peters, Chicago	1/22/1982	15	15	OT
Ben Roethlisberger, Pittsburgh	3/2/1982	16	16	QB
Dustin Colquitt, Atl-Cle	5/6/1982	11	0	P
Andy Lee, Arizona	8/11/1982	16	0	P
Sam Koch, Baltimore	8/13/1982	17	0	P
Ryan Fitzpatrick, Washington	1/24/1982	1	1	QB
Robbie Gould, San Francisco	12/6/1982	13	0	K
Aaron Rodgers, Green Bay	12/2/1983	16	16	QB

### YOUNGEST AND OLDEST REGULAR STARTERS BY POSITION, 2021

*Minimum: Eight Games Started*

	Youngest	Oldest
QB	10/6/1999 Trevor Lawrence, Jac.	8/3/1977 Tom Brady, TB
RB	6/11/1999 Chuba Hubbard, Car.	12/21/1989 Mark Ingram, Hou-NO
WR	3/1/2000 Ja'Marr Chase, Cin.	3/17/1987 Emmanuel Sanders, Buf.
TE	10/6/2000 Kyle Pitts, Atl.	5/19/1984 Mercedes Lewis, GB
T	10/9/2000 Penei Sewell, Det.	12/12/1981 Andrew Whitworth, LAR
G	5/23/2000 Jalen Mayfield, Atl.	6/6/1988 Rodger Saffold, Ten.
C	6/28/1999 Creed Humphrey, KC	11/19/1985 Alex Mack, SF
DE	4/5/2000 Greg Rousseau, Buf.	9/1/1986 Calais Campbell, Bal.
DT	8/13/1998 Osa Odighizuwa, Dal.	1/6/1987 Ndamukong Suh, TB
LB	6/16/2000 Azeez Ojulari, NYG	1/1/1989 Jason Pierre-Paul, TB
CB	5/18/2000 Greg Newsome, Cle.	12/15/1987 Josh Norman, SF
S	3/3/2000 Jevon Holland, Mia.	8/13/1987 Devin McCourty, NE

### OLDEST INDIVIDUAL SINGLE-

### SEASON/SINGLE-GAME RECORDS

#### IN NFL RECORD & FACT BOOK

Most Points, Game—40, Ernie Nevers, Chi. Cardinals vs. Chi. Bears, Nov. 28, 1929 (6-td, 4-pat)
*Most Touchdowns Rushing, Game—6, Ernie Nevers, Chi. Cardinals vs. Chi. Bears, Nov. 28, 1929
Highest Punting Average, Season (Qualifiers)—51.40, Sammy Baugh, Washington, 1940 (35-1,799)
Highest Average Gain, Pass Receptions, Season (minimum: 24 receptions)—32.58, Don Curriwan, Bos. Yanks, 1947 (24-782)
Highest Average Gain, Passing, Game (minimum: 20 passes)—18.58, Sammy Baugh, Washington vs. Bos. Yanks, Oct. 31, 1948 (24-446)
Most Touchdowns, Fumble Recoveries, Game—2, Fred (Dippy) Evans, Chi. Bears vs. Washington, Nov. 28, 1948
Most Yards Gained, Intercepted Passes, Rookie, Season—301, Don Doll, Detroit, 1949
Most Passes Had Intercepted, Game—8, Jim Hardy, Chi. Cardinals vs. Philadelphia, Sept. 24, 1950
Highest Kickoff Return Average, Game (minimum: 3 returns)—73.50, Wally Triplett, Detroit vs. L.A. Rams, Oct. 29, 1950 (4-294)
Highest Punt Return Average, Season (Qualifiers)—23.00, Herb Rich, Bal. Colts, 1950 (12-276)
Highest Punt Return Average, Rookie, Season (Qualifiers)—23.00, Herb Rich, Bal. Colts, 1950 (12-276)
Most Yards Passing, Game—554, Norm Van Brocklin, L.A. Rams vs. N.Y. Yanks, Sept. 28, 1951
Most Touchdowns, Punt Returns, Rookie, Season—4, Jack Christiansen, Detroit, 1951
Most Interceptions By, Season—14, Dick (Night Train) Lane, L.A. Rams, 1952
Most Interceptions By, Rookie, Season—14, Dick (Night Train) Lane, L.A. Rams, 1952
Highest Average Gain, Passing, Season (Qualifiers)—11.17, Tommy O'Connell, Cle. Browns, 1957 (110-1,229)
Most Yards Gained, Pass Receptions, Rookie, Season—1,473, Bill Groman, Hou. Oilers, 1960

*\*Record shared with Alvin Kamara, New Orleans, Dec. 25, 2020.*

## INSIDE THE NUMBERS

### NFL INDIVIDUAL LEADERS OVER RECENT SEASONS

Last Two Seasons		Last Three Seasons		Last Four Seasons	
<b>Points</b>					
294	Daniel Carlson	408	Justin Tucker	549	Justin Tucker
276	Tyler Bass	392	Harrison Butker	529	Harrison Butker
267	Ryan Succop	385	Daniel Carlson	494	Greg Zuerlein
267	Justin Tucker	378	Greg Zuerlein	465	Matt Prater
264	Greg Zuerlein	351	Two tied	461	Mason Crosby
<b>Touchdowns</b>					
32	Jonathan Taylor	45	Derrick Henry	57	Derrick Henry
30	Alvin Kamara	40	Aaron Jones	54	Alvin Kamara
29	Davante Adams	36	Dalvin Cook	49	Aaron Jones
27	Mike Evans	36	Alvin Kamara	47	Davante Adams
27	Derrick Henry	35	Mike Evans	47	Tyreek Hill
<b>Field Goals</b>					
73	Daniel Carlson	92	Daniel Carlson	124	Justin Tucker
64	Younghoe Koo	89	Justin Tucker	114	Greg Zuerlein
63	Greg Zuerlein	87	Younghoe Koo	109	Daniel Carlson
62	Nick Folk	87	Greg Zuerlein	108	Harrison Butker
61	Justin Tucker	84	Two tied	108	Dustin Hopkins
<b>Rushing Attempts</b>					
597	Derrick Henry	900	Derrick Henry	1,115	Derrick Henry
564	Jonathan Taylor	811	Dalvin Cook	1,086	Ezekiel Elliott
561	Dalvin Cook	782	Ezekiel Elliott	944	Dalvin Cook
490	Josh Jacobs	732	Josh Jacobs	926	Joe Mixon
481	Ezekiel Elliott	716	Nick Chubb	908	Nick Chubb
<b>Rushing Yards</b>					
2,980	Jonathan Taylor	4,504	Derrick Henry	5,563	Derrick Henry
2,964	Derrick Henry	3,851	Dalvin Cook	4,816	Nick Chubb
2,716	Dalvin Cook	3,820	Nick Chubb	4,772	Ezekiel Elliott
2,326	Nick Chubb	3,338	Ezekiel Elliott	4,466	Dalvin Cook
1,981	Ezekiel Elliott	3,087	Josh Jacobs	3,938	Joe Mixon
<b>Rushing Touchdowns</b>					
29	Jonathan Taylor	43	Derrick Henry	55	Derrick Henry
27	Derrick Henry	35	Dalvin Cook	39	Alvin Kamara
22	Dalvin Cook	29	Aaron Jones	38	Todd Gurley
21	James Conner	29	Jonathan Taylor	37	Three tied
21	Josh Jacobs	28	Three tied		
<b>Pass Attempts</b>					
1,329	Tom Brady	1,942	Tom Brady	2,512	Tom Brady
1,267	Justin Herbert	1,802	Matt Ryan	2,410	Matt Ryan
1,246	Patrick Mahomes	1,730	Patrick Mahomes	2,310	Patrick Mahomes
1,218	Josh Allen	1,679	Josh Allen	2,233	Jared Goff
1,213	Ben Roethlisberger	1,672	Jared Goff	2,223	Aaron Rodgers
<b>Completions</b>					
886	Tom Brady	1,259	Tom Brady	1,634	Tom Brady
839	Justin Herbert	1,190	Matt Ryan	1,612	Matt Ryan
826	Patrick Mahomes	1,145	Patrick Mahomes	1,528	Patrick Mahomes
805	Josh Allen	1,137	Derek Carr	1,518	Derek Carr
789	Ben Roethlisberger	1,096	Jared Goff	1,463	Aaron Rodgers
<b>Passing Yards</b>					
9,949	Tom Brady	14,006	Tom Brady	18,707	Patrick Mahomes
9,579	Patrick Mahomes	13,610	Patrick Mahomes	18,361	Tom Brady
9,350	Justin Herbert	13,015	Matt Ryan	17,939	Matt Ryan
8,970	Matthew Stafford	12,961	Derek Carr	17,010	Derek Carr
8,951	Josh Allen	12,416	Aaron Rodgers	16,858	Aaron Rodgers

## INSIDE THE NUMBERS

## Last Two Seasons

## Touchdown Passes

85	Aaron Rodgers
83	Tom Brady
75	Patrick Mahomes
73	Josh Allen
69	Justin Herbert

## Last Three Seasons

111	Aaron Rodgers
107	Tom Brady
101	Patrick Mahomes
96	Russell Wilson
94	Kirk Cousins

## Last Four Seasons

151	Patrick Mahomes
136	Tom Brady
136	Aaron Rodgers
131	Russell Wilson
124	Kirk Cousins

## Receptions

238	Davante Adams	331	Cooper Kupp	432	Davante Adams
237	Cooper Kupp	321	Davante Adams	407	Keenan Allen
230	Stefon Diggs	310	Keenan Allen	397	Travis Kelce
206	Keenan Allen	294	Travis Kelce	395	Stefon Diggs
198	Tyreek Hill	293	Stefon Diggs	376	DeAndre Hopkins

## Receiving Yards

3,016	Justin Jefferson	4,082	Cooper Kupp	5,310	Davante Adams
2,927	Davante Adams	3,924	Davante Adams	5,106	Travis Kelce
2,921	Cooper Kupp	3,890	Stefon Diggs	4,911	Stefon Diggs
2,760	Stefon Diggs	3,770	Travis Kelce	4,854	Tyreek Hill
2,541	Travis Kelce	3,525	D.J. Moore	4,722	Mike Evans

## Receiving Touchdowns

29	Davante Adams	35	Mike Evans	47	Davante Adams
27	Mike Evans	34	Davante Adams	43	Mike Evans
24	Tyreek Hill	31	Tyreke Hill	43	Tyreke Hill
24	Adam Thielen	30	Adam Thielen	39	Adam Thielen
22	DK Metcalf	29	Two tied	36	Tyler Lockett

## Interceptions

17	J.C. Jackson	22	J.C. Jackson	25	J.C. Jackson
15	Xavien Howard	16	Xavien Howard	23	Xavien Howard
14	Trevon Diggs	15	Trevon Diggs	17	Justin Simmons
10	Quandre Diggs	14	Justin Simmons	16	Quandre Diggs
10	Justin Simmons	13	Two tied	15	Two tied

## Sacks

37.5	T.J. Watt	52.0	T.J. Watt	65.0	T.J. Watt
28.0	Myles Garrett	38.5	Aaron Donald	59.0	Aaron Donald
27.5	Trey Hendrickson	38.0	Myles Garrett	51.5	Myles Garrett
26.0	Aaron Donald	37.5	Shaquil Barrett	47.5	Cameron Jordan
23.5	Haason Reddick	35.5	Cameron Jordan	43.5	Chandler Jones

## NFL TEAM LEADERS OVER RECENT SEASONS

## Highest Won-Lost Percentage

.788	Green Bay	.796	Green Bay	.769	Kansas City
.788	Kansas City	.776	Kansas City	.723	New Orleans
.727	Buffalo	.694	Buffalo	.700	Green Bay
.727	Tampa Bay	.694	New Orleans	.677	L.A. Rams
.697	Tennessee	.673	Baltimore	.662	Baltimore

## Most Points

1,003	Tampa Bay	1,461	Tampa Bay	1,969	Kansas City
984	Buffalo	1,404	Kansas City	1,857	Tampa Bay
959	Green Bay	1,386	Baltimore	1,808	New Orleans
953	Kansas City	1,359	Dallas	1,775	Baltimore
925	Dallas	1,335	Green Bay	1,753	L.A. Rams

## Most Total Yards

13,399	Kansas City	19,772	Dallas	26,676	Kansas City
13,046	Tampa Bay	19,466	Kansas City	26,060	Tampa Bay
12,868	Dallas	19,412	Tampa Bay	25,273	Dallas
12,836	Buffalo	18,771	Baltimore	25,093	L.A. Rams
12,747	L.A. Chargers	18,626	L.A. Chargers	24,770	Baltimore

## INSIDE THE NUMBERS

Last Two Seasons	Last Three Seasons	Last Four Seasons
<b>Most Rushing Yards</b>		
5,550 Baltimore	8,846 Baltimore	11,287 Baltimore
5,094 Tennessee	7,317 Tennessee	9,340 Tennessee
4,845 Cleveland	6,746 Cleveland	8,805 Seattle
4,742 Philadelphia	6,681 Philadelphia	8,639 Cleveland
4,536 Indianapolis	6,666 Indianapolis	8,384 Indianapolis
<b>Most Passing Yards</b>		
9,855 Tampa Bay	14,700 Tampa Bay	19,825 Tampa Bay
9,645 Kansas City	14,143 Kansas City	19,098 Kansas City
9,129 L.A. Chargers	13,712 Dallas	17,662 L.A. Rams
8,961 Dallas	13,555 L.A. Chargers	17,644 L.A. Chargers
8,904 Buffalo	13,155 L.A. Rams	17,443 Atlanta
<b>Fewest Turnovers</b>		
24 Green Bay	37 Green Bay	52 Green Bay
31 Seattle	43 New Orleans	59 New Orleans
34 Indianapolis	51 Seattle	62 Seattle
35 New Orleans	54 Arizona	72 Tennessee
36 Three tied	54 Tennessee	74 Kansas City
<b>Fewest Points Allowed</b>		
656 New England	881 New England	1,206 New England
664 Buffalo	923 Buffalo	1,264 Baltimore
668 L.A. Rams	977 Baltimore	1,297 Buffalo
672 New Orleans	1,013 New Orleans	1,358 Chicago
695 Baltimore	1,013 Pittsburgh	1,366 New Orleans
<b>Fewest Total Yards Allowed</b>		
10,277 Buffalo	14,809 San Francisco	19,755 Buffalo
10,300 San Francisco	15,049 Buffalo	20,355 San Francisco
10,374 L.A. Rams	15,358 New England	20,884 Chicago
10,384 New Orleans	15,713 New Orleans	20,950 Baltimore
10,869 Tampa Bay	15,808 L.A. Rams	21,104 New England
<b>Fewest Rushing Yards Allowed</b>		
2,862 Tampa Bay	4,043 Tampa Bay	5,835 New Orleans
3,091 New Orleans	4,552 New Orleans	5,997 Baltimore
3,176 Baltimore	4,670 Baltimore	6,026 Tampa Bay
3,214 L.A. Rams	4,869 Indianapolis	6,495 Indianapolis
3,302 Indianapolis	5,023 L.A. Rams	6,839 Philadelphia
<b>Fewest Passing Yards Allowed</b>		
6,497 Buffalo	9,544 San Francisco	12,487 Buffalo
6,738 New England	9,620 Buffalo	13,276 San Francisco
6,766 Pittsburgh	9,624 New England	13,567 New England
6,837 San Francisco	9,879 Pittsburgh	13,576 Pittsburgh
6,962 Chicago	10,516 Chicago	14,031 Chicago
<b>Most Opponents' Turnovers</b>		
58 Indianapolis	88 New England	116 New England
57 Dallas	87 Pittsburgh	107 Indianapolis
56 Buffalo	82 Tampa Bay	106 Buffalo
55 Miami	81 Indianapolis	102 Pittsburgh
54 Tampa Bay	79 Buffalo	101 Two tied

## INSIDE THE NUMBERS

### RETIRED UNIFORM NUMBERS BY FRANCHISE

Arizona	Larry Wilson	8
	Pat Tillman	40
	Stan Mauldin	77
	J.V. Cain	88
	Marshall Goldberg	99
Atlanta	Steve Bartkowski	10
	William Andrews	31
	Jeff Van Note	57
	Tommy Nobis	60
Baltimore	None	
Buffalo	Jim Kelly	12
	Thurman Thomas	34
	Bruce Smith	78
Carolina	Sam Mills	51
Chicago	Bronko Nagurski	3
	George McAfee	5
	George Halas	7
	Willie Galimore	28
	Walter Payton	34
	Gale Sayers	40
	Brian Piccolo	41
	Sid Luckman	42
	Dick Butkus	51
	Bill Hewitt	56
	Bill George	61
	Bulldog Turner	66
	Red Grange	77
	Mike Ditka	89
Cincinnati	Bob Johnson	54
Cleveland	Otto Graham	14
	Jim Brown	32
	Ernie Davis	45
	Don Fleming	46
	Lou Groza	76
Dallas	None	
Denver	John Elway	7
	Frank Tripucka	18
	Floyd Little	44
Detroit	Dutch Clark	7
	Barry Sanders/Lem Barney/Billy Sims	20
	Bobby Layne	22
	Doak Walker	37
	Joe Schmidt	56
Green Bay	Tony Canadeo	3
	Brett Favre	4
	Don Hutson	14
	Bart Starr	15
	Ray Nitschke	66
	Reggie White	92
Houston	None	
Indianapolis	Peyton Manning	18
	Johnny Unitas	19
	Buddy Young	22
	Lenny Moore	24
	Art Donovan	70
	Jim Parker	77
	Raymond Berry	82
	Gino Marchetti	89
Jacksonville	None	
Kansas City	Jan Stenerud	3
	Len Dawson	16
	Emmitt Thomas	18
	Abner Haynes	28
	Stone Johnson	33
	Mack Lee Hill	36
	Derrick Thomas	58
	Willie Lanier	63
	Bobby Bell	78
	Buck Buchanan	86
Las Vegas	None	
L.A. Chargers	Dan Fouts	14
	Lance Alworth	19
	LaDainian Tomlinson	21
	Junior Seau	55
L.A. Rams	Bob Waterfield	7
	Marshall Faulk	28
	Eric Dickerson	29
	Merlin Olsen	74
	Deacon Jones	75
	Jackie Slater	78

	Isaac Bruce	80
	Jack Youngblood	85
Miami	Bob Griese	12
	Dan Marino	13
	Larry Csonka	39
Minnesota	Fran Tarkenton	10
	Mick Tingelhoff	53
	Jim Marshall	70
	Korey Stringer	77
	Cris Carter	80
	Alan Page	88
New England	Gino Cappelletti	20
	Mike Haynes	40
	Steve Nelson	57
	John Hannah	73
	Bruce Armstrong	78
	Jim Lee Hunt	79
	Bob Dee	89
New Orleans	Jim Taylor	31
	Doug Atkins	81
N.Y. Giants	Ray Flaherty	1
	Tuffy Leemans	4
	Mel Hein	7
	Eli Manning	10
	Phil Simms	11
	Y.A. Tittle / Ward Cuff	14
	Frank Gifford	16
	Al Blozis	32
	Joe Morrison	40
	Charlie Conerly	42
	Ken Strong	50
	Lawrence Taylor	56
	Michael Strahan	92
N.Y. Jets	Joe Namath	12
	Don Maynard	13
	Curtis Martin	28
	Joe Klecko	73
	Dennis Byrd	90
Philadelphia	Donovan McNabb	5
	Steve Van Buren	15
	Brian Dawkins	20
	Tom Brookshier	40
	Pete Retzlaff	44
	Chuck Bednarik	60
	Al Wistert	70
	Reggie White	92
	Jerome Brown	99
Pittsburgh	Ernie Stautner	70
	Joe Greene	79
San Francisco	Steve Young	8
	John Brodie	12
	Joe Montana	16
	Joe Perry	34
	Jimmy Johnson	37
	Hugh McElhenny	39
	Ronnie Lott	42
	Charlie Krueger	70
	Leo Nomellini	73
	Bob St. Clair	79
	Jerry Rice	80
	Dwight Clark	87
Seattle	"Fans/the twelfth man"	12
	Kenny Easley	45
	Walter Jones	71
	Steve Largent	80
	Cortez Kennedy	96
Tampa Bay	Derrick Brooks	55
	Lee Roy Selmon	63
	Warren Sapp	99
Tennessee	Warren Moon	1
	Steve McNair	9
	Eddie George	27
	Earl Campbell	34
	Jim Norton	43
	Mike Munchak	63
	Elvin Bethea	65
	Bruce Matthews	74
Washington	Sean Taylor	21
	Sammy Baugh	33
	Bobby Mitchell	49

## INSIDE THE NUMBERS

The NFL rates its passers for statistical purposes against a fixed performance standard based on statistical achievements of all qualified pro passers since 1960. The current system replaced one that rated passers in relation to their position in a total group based on various criteria. The current system, which was adopted in 1973, removes inequities that existed in the former method and, at the same time, provides a means of comparing passing performances from one season to the next.

It is important to remember that the system is used to rate passers, not quarterbacks. Statistics do not reflect leadership, play-calling, and other intangible factors that go into making a successful professional quarterback. Four categories are used as a basis for compiling a rating:

- Percentage of completions per attempt
- Average yards gained per attempt
- Percentage of touchdown passes per attempt
- Percentage of interceptions per attempt

The average standard is 1.000. The bottom is .000. To earn a 2.000 rating, a passer must perform at exceptional levels, i.e., 70 percent in completions, 10 percent in touchdowns, 1.5 percent in interceptions, and 11 yards average gain per pass attempt. The maximum a passer can receive in any category is 2.375.

For example, to gain a 2.375 in completion percentage, a passer would have to complete 77.5 percent of his passes. The NFL record is 71.23 by Drew Brees (New Orleans, 2011). To earn a 2.375 in percentage of touchdowns, a passer would have to achieve a percentage of 11.9. The record is 13.9 by Sid Luckman (Chicago, 1943). To gain 2.375 in percentage of interceptions, a passer would have to go the entire season without an interception. The 2.375 figure in average yards is 12.50, compared with the NFL record of 11.17 by Tommy O'Connell (Cleveland, 1957).

In order to make the rating more understandable, the point rating is then converted into a scale of 100, with 158.3 being the highest rating a passer can achieve. In cases where statistical performance has been superior, it is possible for a passer to surpass a 100

rating. For example, take Aaron Rodgers' record-setting season in 2011 when he completed 343 of 502 passes for 4,643 yards, 45 touchdowns, and six interceptions. The four calculations would be:

—Percentage of Completions—343 of 502 is 68.33 percent. Subtract 30 from the completion percentage (38.33) and multiply the result by 0.05. The result is a point rating of 1.916.

Note: If the result is less than zero (Comp. Pct. less than 30.0), award zero points. If the results are greater than 2.375 (Comp. Pct. greater than 77.5), award 2.375.

—Average Yards Gained Per Attempt—4,643 yards divided by 502 attempts is 9.25. Subtract 3 yards from yards-per-attempt (6.25) and multiply the result by 0.25. The result is 1.562.

Note: If the result is less than zero (yards per attempt less than 3.0), award zero points. If the result is greater than 2.375 (yards per attempt greater than 12.5), award 2.375 points.

—Percentage of Touchdown Passes—45 touchdowns in 502 attempts is 8.96 percent. Multiply the touchdown percentage by 0.2. The result is 1.793.

Note: If the result is greater than 2.375 (touchdown percentage greater than 11.875), award 2.375.

—Percentage of Interceptions—Six interceptions in 502 attempts is 1.20 percent. Multiply the interception percentage by 0.25 (0.299) and subtract the number from 2.375. The result is 2.076.

Note: If the result is less than zero (interception percentage greater than 9.5), award zero points.

The sum of the four steps is (1.916 + 1.562 + 1.793 + 2.076) 7.348. The sum is then divided by six (1.225) and multiplied by 100. In this case, the result is 122.5. This same formula can be used to determine a passer rating for any player who attempts at least one pass.

The following is a list of the Top 25 single-season passer ratings among qualifying players:

TOP 25 NFL SINGLE-SEASON PASSER RATINGS (QUALIFYING PLAYERS)

Player, Team	Season	Rating	Att.	Comp.	Pct.	Yds.	Yds. Avg.	TD	Pct.	Int.	Int. Pct.
Aaron Rodgers, Green Bay	2011	*122.5	502	343	68.3	4,643	9.25	45	9.0	6	1.2
Aaron Rodgers, Green Bay	2020	121.5	526	372	70.7	4,299	8.17	48	9.1	5	1.0
Peyton Manning, Indianapolis	2004	121.1	497	336	67.6	4,557	9.17	49	9.9	10	2.0
Nick Foles, Philadelphia	2013	119.2	317	203	64.0	2,891	9.12	27	8.5	2	0.6
Ryan Tannehill, Tennessee	2019	117.5	286	201	70.3	2,742	9.59	22	7.7	6	2.1
Tom Brady, New England	2007	117.2	578	398	68.9	4,806	8.31	50	8.7	8	1.4
Matt Ryan, Atlanta	2016	117.1	534	373	69.9	4,944	9.26	38	7.1	7	1.3
Drew Brees, New Orleans	2019	116.3	378	281	74.3	2,979	7.88	27	7.1	4	1.1
Drew Brees, New Orleans	2018	115.7	489	364	74.4	3,992	8.16	32	6.5	5	1.0
Peyton Manning, Denver	2013	115.1	659	450	68.3	*5,477	8.31	*55	8.3	10	1.5
Patrick Mahomes, Kansas City	2018	113.8	580	383	66.0	5,097	8.79	50	8.6	12	2.2
Lamar Jackson, Bal. Ravens	2019	113.3	401	265	66.1	3,127	7.80	36	9.0	6	1.5
Tony Romo, Dal. Cowboys	2014	113.2	435	304	69.9	3,705	8.52	34	7.8	9	2.1
Steve Young, San Francisco	1994	112.8	461	324	70.2	3,969	8.61	35	7.6	10	2.2
Joe Montana, San Francisco	1989	112.4	386	271	70.2	3,521	9.12	26	6.7	8	2.1
Deshhaun Watson, Hou. Texans	2020	112.4	544	382	70.2	4,823	8.87	33	6.1	7	1.3
Aaron Rodgers, Green Bay	2014	112.2	520	341	65.6	4,381	8.43	38	7.3	5	1.0
Tom Brady, New England	2016	112.2	432	291	67.4	3,554	8.23	28	6.5	2	0.5
Aaron Rodgers, Green Bay	2021	111.9	531	366	68.9	4,115	7.75	37	7.0	4	0.8
Tom Brady, New England	2010	111.0	492	324	65.9	3,900	7.93	36	7.3	4	0.8
Daunte Culpepper, Minnesota	2004	110.9	548	379	69.2	4,717	8.61	39	7.1	11	2.0
Russell Wilson, Seattle	2018	110.9	427	280	65.6	3,448	8.07	35	8.2	7	1.6
Drew Brees, New Orleans	2011	110.6	657	468	*71.2	5,476	8.33	46	7.0	14	2.1
Milt Plum, Cle. Browns	1960	110.4	250	151	60.4	2,297	9.19	21	8.4	5	2.0
Russell Wilson, Seattle	2015	110.1	483	329	68.1	4,024	8.33	34	7.0	8	1.7

\*NFL Record

## INSIDE THE NUMBERS

### HIGHEST NFL POSTSEASON PASSER RATINGS (MINIMUM: 150 ATTEMPTS)

Player	Games	Att.	Comp.	Pct.	Yards	Avg. Gain	TD	Int.	Rating
Josh Allen	6	228	149	65.4	1,718	7.54	14	1	106.6
Patrick Mahomes	11	423	280	66.2	3,381	7.99	28	7	105.7
Bart Starr	10	213	130	61.0	1,753	8.23	15	3	104.8
Kurt Warner	13	462	307	66.5	3,952	8.55	31	14	102.8
Matt Ryan	10	351	237	67.5	2,672	7.61	20	7	100.8
Aaron Rodgers	22	774	501	64.7	5,894	7.61	45	13	100.1
Matthew Stafford	7	257	172	66.9	2,096	8.16	13	6	99.0
Nick Foles	6	210	143	68.1	1,633	7.78	11	5	98.8
Alex Smith	7	253	156	61.7	1,745	6.90	14	2	97.4
Drew Brees	18	721	481	66.7	5,366	7.44	37	15	97.1

### HIGHEST NFL POSTSEASON PASSER RATINGS, ACTIVE PLAYERS (MINIMUM: 150 ATTEMPTS)

Player	Games	Att.	Comp.	Pct.	Yards	Avg. Gain	TD	Int.	Rating
Josh Allen	6	228	149	65.4	1,718	7.54	14	1	106.6
Patrick Mahomes	11	423	280	66.2	3,381	7.99	28	7	105.7
Matt Ryan	10	351	237	67.5	2,672	7.61	20	7	100.8
Aaron Rodgers	22	774	501	64.7	5,894	7.61	45	13	100.1
Matthew Stafford	7	257	172	66.9	2,096	8.16	13	6	99.0
Nick Foles	6	210	143	68.1	1,633	7.78	11	5	98.8
Russell Wilson	16	451	275	61.0	3,786	8.39	25	12	95.3
Joe Flacco	15	447	253	56.6	3,223	7.21	25	10	88.6
Cam Newton	7	224	134	59.8	1,821	8.13	10	7	87.7
Jared Goff	6	197	113	57.4	1,300	6.60	4	2	79.9

### ALL-TIME RANKINGS OF PLAYERS IN FOUR CATEGORIES THAT DETERMINE NFL PASSER RATING

*Minimum: 1,500 Attempts*

COMPLETION PERCENTAGE			Pct.	Att.	Comp.	TOUCHDOWN PERCENTAGE			Pct.	Att.	TD
Deshaun Watson	67.85	1,748	1,186	Sid Luckman	7.86	1,744	137				
Drew Brees	67.69	10,551	7,142	Frank Ryan	6.99	2,133	149				
Kirk Cousins	66.90	4,223	2,825	Patrick Mahomes	6.44	2,345	151				
Kyler Murray	66.86	1,581	1,057	Len Dawson	6.39	3,741	239				
Dak Prescott	66.60	2,889	1,924	Aaron Rodgers	6.31	7,118	449				
Teddy Bridgewater	66.55	1,988	1,323	Daryle Lamonica	6.31	2,601	164				
Patrick Mahomes	66.10	2,345	1,550	Sammy Baugh	6.24	2,995	187				
Chad Pennington	66.05	2,471	1,632	Russell Wilson	6.17	4,735	292				
Kurt Warner	65.50	4,070	2,666	Charlie Conerly	6.11	2,833	173				
Matt Ryan	65.50	8,003	5,242	Bob Waterfield	6.00	1,617	97				
AVERAGE YARDS PER PASS			Avg.	Att.	Yards	INTERCEPTION PERCENTAGE			Pct.	Att.	Int.
Otto Graham	8.63	1,565	13,499	Aaron Rodgers	1.31	7,118	93				
Sid Luckman	8.42	1,744	14,686	Patrick Mahomes	1.58	2,345	37				
Deshaun Watson	8.32	1,748	14,539	Tyrod Taylor	1.62	1,542	25				
Norm Van Brocklin	8.16	2,895	23,611	Dak Prescott	1.73	2,889	50				
Patrick Mahomes	8.10	2,345	18,991	Colin Kaepernick	1.77	1,692	30				
Steve Young	7.98	4,149	33,124	Tom Brady	1.79	11,317	203				
Kurt Warner	7.95	4,070	32,344	Russell Wilson	1.84	4,735	87				
Tony Romo	7.89	4,335	34,183	Carson Wentz	1.89	3,008	57				
Ed Brown	7.85	1,987	15,600	Sam Bradford	2.06	2,967	61				
Bart Starr	7.85	3,149	24,718	Deshaun Watson	2.06	1,748	36				

## INSIDE THE NUMBERS

### STARTING RECORDS OF ACTIVE NFL QUARTERBACKS

<i>Minimum: 10 starts</i>	W	L	T	Pct.
Patrick Mahomes	50	13	0	.794
Tom Brady	243	73	0	.769
Lamar Jackson	37	12	0	.755
Jimmy Garoppolo	33	14	0	.702
Aaron Rodgers	139	66	1	.677
Russell Wilson	104	53	1	.661
Josh Allen	39	21	0	.650
Dak Prescott	53	32	0	.624
Tua Tagovailoa	13	8	0	.619
Mac Jones	10	7	0	.588
Mitchell Trubisky	29	21	0	.580
Joe Flacco	98	78	0	.557
Mason Rudolph	5	4	1	.550
Ryan Tannehill	72	59	0	.550
Jared Goff	45	37	1	.548
Matt Ryan	120	102	0	.541
Deshawn Watson	28	25	0	.528
Andy Dalton	77	69	2	.527
Cam Newton	75	68	1	.524
Teddy Bridgewater	33	30	0	.524
Carson Wentz	44	40	1	.524
Nick Foles	29	27	0	.518
Tyrod Taylor	26	25	1	.510
Kirk Cousins	59	59	2	.500
Baker Mayfield	29	30	0	.492
Kyler Murray	22	23	1	.489
Joe Burrow	12	13	1	.481
Marcus Mariota	29	32	0	.475
Matthew Stafford	86	95	1	.475
Jalen Hurts	9	10	0	.474
Justin Herbert	15	17	0	.469
Case Keenum	29	35	0	.453
Derek Carr	57	70	0	.449
Trevor Siemian	13	16	0	.448
Taylor Heinicke	7	9	0	.438
Jameis Winston	33	44	0	.429
Kyle Allen	7	10	0	.412
Brian Hoyer	16	23	0	.410
Ryan Fitzpatrick	59	87	1	.405
Geno Smith	13	21	0	.382
Drew Lock	8	13	0	.381
Jacoby Brissett	14	23	0	.378
Gardner Minshew	8	14	0	.364
Sam Darnold	17	32	0	.347
Chad Henne	18	36	0	.333
Blake Bortles	24	49	0	.329
Daniel Jones	12	25	0	.324
Colt McCoy	10	23	0	.303
Nick Mullens	5	12	0	.294
Blaine Gabbert	13	35	0	.271
Zach Wilson	3	10	0	.231
Justin Fields	2	8	0	.200
Mike Glennon	6	25	0	.194
Josh Rosen	3	13	0	.188
Davis Mills	2	9	0	.182
Trevor Lawrence	3	14	0	.176
C.J. Beathard	2	10	0	.167

### MOST GAME-WINNING DRIVES IN FOURTH QUARTER OR OVERTIME, SINCE 1970

54	Peyton Manning, Indianapolis, 1998-2010; Denver, 2012-15
53	Drew Brees, S.D. Chargers, 2001-05; New Orleans, 2006-20 Tom Brady, New England, 2000-19; Tampa Bay, 2020-21 Ben Roethlisberger, Pittsburgh, 2004-21
47	Dan Marino, Miami, 1983-99

### TEAMS THAT FINISHED FIRST IN THEIR DIVISIONS THE SEASON AFTER FINISHING IN LAST PLACE

Season	Team	Record	Prior Season
1967	Houston Oilers	9-4-1	*3-11-0
1968	Minnesota	8-6-0	3-8-3
1970	Cincinnati	8-6-0	4-9-1
1970	San Francisco	10-3-1	4-8-2
1972	Green Bay	10-4-0	4-8-2
1975	Baltimore Colts	10-4-0	2-12-0
1979	Tampa Bay	10-6-0	5-11-0
1981	Cincinnati	12-4-0	6-10-0
1981	Tampa Bay	9-7-0	*5-10-1
1987	Indianapolis	9-6-0	3-13-0
1988	Cincinnati	12-4-0	4-11-0
1990	Cincinnati	9-7-0	8-8-0
1991	Denver	12-4-0	5-11-0
1992	San Diego Chargers	11-5-0	4-12-0
1993	Detroit	10-6-0	*5-11-0
1996	Carolina	12-4-0	*7-9-0
1996	Denver	13-3-0	*8-8-0
1997	New York Giants	10-5-1	6-10-0
1999	Indianapolis	13-3-0	3-13-0
1999	St. Louis Rams	13-3-0	*4-12-0
2000	New Orleans	10-6-0	3-13-0
2001	Chicago Bears	13-3-0	5-11-0
2001	New England	11-5-0	5-11-0
2003	Carolina	11-5-0	7-9-0
2003	Kansas City	13-3-0	*8-8-0
2004	Atlanta	11-5-0	5-11-0
2004	San Diego Chargers	12-4-0	*4-12-0
2005	Chicago Bears	11-5-0	5-11-0
2005	New York Giants	11-5-0	*6-10-0
2005	Tampa Bay	11-5-0	5-11-0
2006	Baltimore Ravens	13-3-0	*6-10-0
2006	New Orleans	10-6-0	3-13-0
2006	Philadelphia	10-6-0	6-10-0
2007	Tampa Bay	9-7-0	4-12-0
2008	Miami	11-5-0	1-15-0
2009	New Orleans	13-3-0	8-8-0
2010	Kansas City	10-6-0	4-12-0
2011	Denver	8-8-0	4-12-0
2011	Houston Texans	10-6-0	*6-10-0
2012	Washington	10-6-0	5-11-0
2013	Philadelphia	10-6-0	4-12-0
2013	Carolina	12-4-0	*7-9-0
2015	Washington	9-7-0	4-12-0
2016	Dallas Cowboys	13-3-0	4-12-0
2017	Jacksonville	10-6-0	3-13-0
2017	Philadelphia	13-3-0	7-9-0
2018	Chicago Bears	12-4-0	5-11-0
2018	Houston Texans	11-5-0	4-12-0
2020	Washington	7-9-0	3-13-0
2021	Cincinnati	10-7-0	4-11-1

*\*tied for last place*

### LONGEST WINNING STREAKS, SINCE 1970

23	Indianapolis, 2008-09	(9 in 2008; 14 in 2009)
21	New England, 2006-08	(3 in 2006, 16 in 2007, 2 in 2008)
18	New England, 2003-04	(12 in 2003, 6 in 2004)
	Carolina, 2014-15	(4 in 2014; 14 in 2015)
17	Denver, 2012-13	(11 in 2012; 6 in 2013)
16	Miami, 1971-73	(1 in 1971, 14 in 1972, 1 in 1973)
	Miami, 1983-84	(5 in 1983, 11 in 1984)
	Pittsburgh, 2004-05	(14 in 2004, 2 in 2005)
15	San Francisco, 1989-90	(5 in 1989, 10 in 1990)
	Green Bay, 2010-11	(2 in 2010, 13 in 2011)
14	Oak. Raiders, 1976-77	(10 in 1976, 4 in 1977)
	Denver, 1997-98	(1 in 1997, 13 in 1998)
	Bal. Ravens, 2019-20	(12 in 2019, 2 in 2020)

*(continued on next page)*



## INSIDE THE NUMBERS

13	Minnesota, 1974-75	(3 in 1974, 10 in 1975)
	Chi. Bears, 1984-85	(1 in 1984, 12 in 1985)
	N.Y. Giants, 1989-90	(3 in 1989, 10 in 1990)
	Indianapolis, 2005	
	Tennessee, 2007-08	(3 in 2007, 10 in 2008)
	New Orleans, 2009	
12	Washington, 1990-91	(1 in 1990, 11 in 1991)
11	Pittsburgh, 1975	
	Bal. Colts, 1975-76	(9 in 1975, 2 in 1976)
	Chi. Bears, 1986-87	(7 in 1986, 4 in 1987)
	Hou. Oilers, 1993	
	San Francisco, 1997	
	Jacksonville, 1999	
	Indianapolis, 1999	
	Seattle, 2005	
	S.D. Chargers, 2006-07	(10 in 2006, 1 in 2007)
	S.D. Chargers, 2009	
	Kansas City, 2015-16	(10 in 2015, 1 in 2016)
	Dal. Cowboys, 2016	
	Pittsburgh, 2020	

1988	21	18	15
1989	21	18	17
1990	23	20	15
1991	20	18	13
1992	20	16	14
1993	20	18	16
1994	25	22	15
1995	*27	21	18
1996	23	21	13
1997	22	18	14
1998	22	19	14
1999	23	20	16
2000	19	17	16
2001	23	16	13
2002	21	21	19
2003	22	17	14
2004	*27	*26	17
2005	18	17	14
2006	25	24	20
2007	23	16	15
2008	22	19	18
2009	24	19	17
2010	23	20	16
2011	22	22	16
2012	24	19	15
2013	25	19	18
2014	24	21	16
2015	25	18	14
2016	26	22	14
2017	23	19	15
2018	26	19	15
2019	20	17	15
2020	26	21	18
2021	*27	24	18

\*NFL Record

**NFL PLAYOFF APPEARANCES BY SEASONS**

Team	Number of Seasons in Playoffs
Green Bay	35
Dallas Cowboys	34
Pittsburgh	33
New York Giants	32
Los Angeles/St.Louis/Cleveland Rams	31
Minnesota	30
Indianapolis/Baltimore Colts	29
New England/Boston Patriots	28
Philadelphia	28
Chicago Bears	27
San Francisco	27
Cleveland Browns	25
Tennessee Titans/Oilers/Houston Oilers	25
Washington	25
Kansas City Chiefs/Dallas Texans	24
Las Vegas/Oakland/Los Angeles Raiders	23
Miami	23
Denver	22
Buffalo	21
Los Angeles/San Diego Chargers	19
Seattle	19
Detroit	17
Cincinnati	15
Atlanta	14
New Orleans	14
New York Jets	14
Baltimore Ravens	13
Tampa Bay	12
Arizona/Phoenix/St.Louis/Chicago Cardinals	11
Carolina	8
Jacksonville	7
Houston Texans	6

**RECORD OF TEAMS ON THE ROAD (1970-2021)**

Year	W	L	T	Pct.
1970	72	101	9	.420
1971	74	100	8	.429
1972	87	90	5	.492
1973	66	109	7	.382
1974	82	99	1	.453
1975	81	101	0	.445
1976	83	112	1	.426
1977	83	113	0	.423
1978	93	130	1	.417
1979	92	132	0	.411
1980	101	122	1	.453
1981	84	139	1	.377
1982	57	68	1	.456
1983	104	119	1	.467
1984	94	129	1	.422
1985	80	144	0	.357
1986	104	118	2	.469
1987	95	114	1	.455
1988	92	131	1	.413
1989	95	128	1	.426
1990	93	131	0	.415
1991	92	132	0	.411
1992	88	136	0	.393
1993	101	123	0	.451
1994	96	128	0	.429
1995	96	144	0	.400
1996	91	149	0	.379
1997	93	145	2	.392
1998	89	151	0	.371
1999	100	148	0	.403
2000	110	138	0	.444
2001	112	136	0	.452

**TEAMS IN SUPER BOWL CONTENTION (1978-2021)**

	With 3 Weeks to Play	With 2 Weeks to Play	With 1 Week to Play
1978	20	17	12
1979	19	15	13
1980	20	14	12
1981	21	20	16
1982	*27	25	*22
1983	24	19	15
1984	18	14	13
1985	21	18	13
1986	19	17	14
1987	24	19	15

## INSIDE THE NUMBERS

Year	W	L	T	Pct.
2002	107	148	1	.420
2003	99	157	0	.387
2004	111	145	0	.434
2005	105	151	0	.410
2006	120	136	0	.469
2007	109	147	0	.426
2008	109	146	1	.428
2009	110	146	0	.430
2010	113	143	0	.441
2011	111	145	0	.434
2012	109	146	1	.428
2013	102	153	1	.400
2014	110	145	1	.432
2015	118	138	0	.461
2016	107	147	2	.422
2017	111	145	0	.434
2018	101	153	2	.398
2019	123	132	1	.482
2020	128	127	1	.502
2021	131	140	1	.483

### GAMES DECIDED BY 7 POINTS OR FEWER AND 3 POINTS OR FEWER (1970-2021)

Year	Games Decided by 7 Points or Fewer	Games Decided by 3 Points or Fewer
1970	59 of 182 (32.4%)	34 of 182 (18.7%)
1971	76 of 182 (41.8%)	35 of 182 (19.2%)
1972	71 of 182 (39.0%)	38 of 182 (20.9%)
1973	60 of 182 (32.9%)	28 of 182 (15.4%)
1974	91 of 182 (50.0%)	37 of 182 (20.3%)
1975	62 of 182 (34.1%)	35 of 182 (19.2%)
1976	73 of 196 (37.2%)	38 of 196 (19.4%)
1977	85 of 196 (43.4%)	36 of 196 (18.4%)
1978	108 of 224 (48.2%)	49 of 224 (21.9%)
1979	104 of 224 (46.4%)	51 of 224 (22.8%)
1980	108 of 224 (48.2%)	58 of 224 (25.9%)
1981	91 of 224 (40.6%)	60 of 224 (26.8%)
1982	61 of 126 (48.4%)	33 of 126 (26.2%)
1983	106 of 224 (47.3%)	54 of 224 (24.1%)
1984	95 of 224 (42.4%)	58 of 224 (25.9%)
1985	87 of 224 (38.8%)	38 of 224 (17.0%)
1986	106 of 224 (47.3%)	48 of 224 (21.4%)
1987	99 of 210 (47.1%)	40 of 210 (19.0%)
1988	113 of 224 (50.4%)	62 of 224 (27.7%)
1989	107 of 224 (47.8%)	55 of 224 (24.6%)
1990	97 of 224 (43.3%)	54 of 224 (24.1%)
1991	112 of 224 (50.0%)	57 of 224 (25.4%)
1992	88 of 224 (39.3%)	48 of 224 (21.4%)
1993	*105 of 224 (46.9%)	53 of 224 (23.7%)
1994	115 of 224 (51.3%)	60 of 224 (26.8%)
1995	115 of 240 (47.9%)	61 of 240 (25.4%)
1996	109 of 240 (45.4%)	47 of 240 (19.6%)
1997	111 of 240 (46.3%)	67 of 240 (27.9%)
1998	113 of 240 (47.1%)	50 of 240 (20.8%)
1999	115 of 248 (46.4%)	**64 of 248 (25.8%)
2000	109 of 248 (44.0%)	61 of 248 (24.6%)
2001	121 of 248 (48.8%)	62 of 248 (25.0%)
2002	126 of 256 (49.2%)	63 of 256 (24.6%)
2003	124 of 256 (48.4%)	60 of 256 (23.4%)
2004	116 of 256 (45.3%)	61 of 256 (23.8%)
2005	114 of 256 (44.5%)	60 of 256 (23.4%)
2006	117 of 256 (45.7%)	61 of 256 (23.8%)
2007	110 of 256 (43.0%)	55 of 256 (21.5%)
2008	115 of 256 (44.9%)	50 of 256 (19.5%)
2009	110 of 256 (43.0%)	54 of 256 (21.1%)
2010	121 of 256 (47.3%)	65 of 256 (25.4%)
2011	125 of 256 (48.8%)	50 of 256 (19.5%)
2012	120 of 256 (46.9%)	57 of 256 (22.3%)
2013	123 of 256 (48.0%)	65 of 256 (25.4%)
2014	98 of 256 (38.3%)	53 of 256 (20.7%)
2015	131 of 256 (51.2%)	59 of 256 (23.0%)

2016	135 of 256 (52.7%)	62 of 256 (24.2%)
2017	111 of 256 (43.4%)	54 of 256 (21.1%)
2018	125 of 256 (48.8%)	73 of 256 (28.5%)
2019	123 of 256 (48.0%)	51 of 256 (19.9%)
2020	122 of 256 (47.7%)	59 of 256 (23.1%)
2021	116 of 272 (42.6%)	63 of 272 (23.2%)

\*Week record: Dec. 11-13, 1993 (Week 15), 12 of 14 games (86%) decided by 7 points or fewer.

\*\*Week record: Oct. 10-11, 1999 (Week 5), 10 of 14 games (71%) decided by 3 points or fewer.

### GAMES DECIDED BY 8 PTS. OR FEWER (1994-2021)

1994	121 of 224 (54.0%)	2009	120 of 256 (46.9%)
1995	123 of 240 (51.3%)	2010	131 of 256 (51.2%)
1996	115 of 240 (47.9%)	2011	132 of 256 (51.6%)
1997	120 of 240 (50.0%)	2012	131 of 256 (51.2%)
1998	120 of 240 (50.0%)	2013	131 of 256 (51.2%)
1999	124 of 248 (50.0%)	2014	110 of 256 (43.0%)
2000	119 of 248 (48.0%)	2015	140 of 256 (54.7%)
2001	*128 of 248 (51.6%)	2016	146 of 256 (57.0%)
2002	137 of 256 (53.5%)	2017	121 of 256 (47.3%)
2003	132 of 256 (51.6%)	2018	136 of 256 (53.1%)
2004	121 of 256 (47.3%)	2019	134 of 256 (52.3%)
2005	123 of 256 (48.0%)	2020	136 of 256 (53.1%)
2006	126 of 256 (49.2%)	2021	127 of 272 (46.7%)
2007	120 of 256 (46.9%)	*Week record: Oct. 14-15, 2001 (Week 5), 12 of 14 games (86%)	
2008	118 of 256 (46.1%)		

### TWO-POINT CONVERSION RESULTS (1994-2021)

1994	59 of 116 (50.9%)	2008	28 of 68 (41.2%)
1995	40 of 104 (38.5%)	2009	24 of 60 (40.0%)
1996	44 of 92 (47.8%)	2010	26 of 53 (49.1%)
1997	47 of 109 (43.1%)	2011	23 of 50 (46.0%)
1998	41 of 105 (39.1%)	2012	29 of 58 (50.0%)
1999	31 of 84 (36.9%)	2013	33 of 69 (47.8%)
2000	35 of 85 (41.2%)	2014	28 of 59 (47.5%)
2001	40 of 90 (44.4%)	2015	45 of 94 (47.9%)
2002	47 of 98 (48.0%)	2016	51 of 105 (48.6%)
2003	29 of 66 (43.9%)	2017	37 of 86 (43.0%)
2004	37 of 76 (48.7%)	2018	66 of 130 (50.8%)
2005	27 of 53 (50.9%)	2019	54 of 113 (47.8%)
2006	21 of 41 (51.2%)	2020	63 of 131 (48.1%)
2007	30 of 61 (49.2%)	2021	75 of 154 (48.7%)

### RECORDS AFTER BYE WEEKS (1990-2021)

AFC	NFC
Baltimore.....	18-8
Buffalo.....	22-11
Cincinnati.....	9-23-1
Cleveland.....	11-17
Denver.....	24-9
Houston.....	10-10
Indianapolis.....	21-12
Jacksonville.....	12-15
Kansas City.....	20-13
Las Vegas.....	12-21
L.A. Chargers.....	15-17
Miami.....	19-14
New England.....	19-14
N.Y. Jets.....	13-19
Pittsburgh.....	21-12
Tennessee.....	20-13
Arizona.....	15-18
Atlanta.....	20-13
Carolina.....	12-15
Chicago.....	17-16
Dallas.....	23-10
Detroit.....	17-15-1
Green Bay.....	19-14
L.A. Rams.....	16-16-1
Minnesota.....	20-13
New Orleans.....	18-15
N.Y. Giants.....	13-20
Philadelphia.....	23-10
San Francisco.....	12-20-1
Seattle.....	12-21
Tampa Bay.....	14-19
Washington.....	15-18

## INSIDE THE NUMBERS

### 2021 RECORDS OF TEAMS IN CLOSE GAMES

AFC	Overall	Decided by	Decided By
	Record	8 Pts. or Fewer	3 Pts. or Fewer
Baltimore	8-9	6-6	4-5
Buffalo	11-6	0-5	0-2
Cincinnati	10-7	4-5	3-4
Cleveland	8-9	5-6	3-2
Denver	7-10	1-5	0-1
Houston	4-13	0-4	0-2
Indianapolis	9-8	2-5	0-3
Jacksonville	3-14	2-4	2-1
Kansas City	12-5	5-3	1-2
Las Vegas	10-7	7-2	5-1
L.A. Chargers	9-8	5-5	1-3
Miami	9-8	4-3	1-3
New England	10-7	3-3	2-2
N.Y. Jets	4-13	4-5	2-0
Pittsburgh	9-7-1	8-2-1	4-0-1
Tennessee	12-5	6-2	6-1

NFC	Overall	Decided by	Decided By
	Record	8 Pts. or Fewer	3 Pts. or Fewer
Arizona	11-6	3-4	2-1
Atlanta	7-10	7-2	3-0
Carolina	5-12	2-6	0-1
Chicago	6-11	3-3	3-2
Dallas	12-5	5-3	1-3
Detroit	3-13-1	2-6-1	1-4-1
Green Bay	13-4	6-3	5-1
L.A. Rams	12-5	4-2	2-1
Minnesota	8-9	6-8	2-4
New Orleans	9-8	2-3	1-2
N.Y. Giants	4-13	3-3	0-3
Philadelphia	9-8	2-4	1-1
San Francisco	10-7	5-5	2-2
Seattle	7-10	3-5	0-5
Tampa Bay	13-4	6-0	2-0
Washington	7-10	5-4	3-0

### NON-DIVISION WINNERS THAT PLAYED IN SUPER BOWL

2020	Tampa Bay Buccaneers	Super Bowl LV (Defeated Kansas City, 31-9)
2010	Green Bay Packers	Super Bowl XLV (Defeated Pittsburgh, 31-25)
2007	New York Giants	Super Bowl XLII (Defeated New England, 17-14)
2005	Pittsburgh Steelers	Super Bowl XL (Defeated Seattle, 21-10)
2000	Baltimore Ravens	Super Bowl XXXV (Defeated New York Giants, 34-7)
1999	Tennessee Titans	Super Bowl XXXIV (Lost to St. Louis Rams, 23-16)
1997	Denver Broncos	Super Bowl XXXII (Defeated Green Bay, 31-24)
1992	Buffalo Bills	Super Bowl XXVII (Lost to Dallas Cowboys, 52-17)
1985	New England Patriots	Super Bowl XX (Lost to Chicago Bears, 46-10)
1980	Oakland Raiders	Super Bowl XV (Defeated Philadelphia, 27-10)
1975	Dallas Cowboys	Super Bowl X (Lost to Pittsburgh, 21-17)
1969	Kansas City Chiefs	Super Bowl IV (Defeated Minnesota, 23-7)

### SUPER BOWL CHAMPIONS THAT DID NOT MAKE PLAYOFFS THE FOLLOWING YEAR

- Denver Broncos**—Super Bowl 50 champions did not make playoffs in 2016 season.
- Baltimore Ravens**—Super Bowl XLVII champions did not make playoffs in 2013 season.
- New York Giants**—Super Bowl XLVI champions did not make playoffs in 2012 season.
- Pittsburgh Steelers**—Super Bowl XLIII champions did not make playoffs in 2009 season.
- Pittsburgh Steelers**—Super Bowl XL champions did not make playoffs in 2006 season.
- Tampa Bay Buccaneers**—Super Bowl XXXVII champions did not make playoffs in 2003 season.
- New England Patriots**—Super Bowl XXXVI champions did not make playoffs in the 2002 season.
- Denver Broncos**—Super Bowl XXXIII champions did not make playoffs in the 1999 season.
- New York Giants**—Super Bowl XXV champions did not make playoffs in the 1991 season.
- Washington Redskins**—Super Bowl XXII champions did not make playoffs in the 1988 season.
- New York Giants**—Super Bowl XXI champions did not make playoffs in the 1987 season.
- San Francisco 49ers**—Super Bowl XVI champions did not make playoffs in the 1982 season.
- Oakland Raiders**—Super Bowl XV champions did not make playoffs in the 1981 season.
- Pittsburgh Steelers**—Super Bowl XIV champions did not make playoffs in the 1980 season.
- Kansas City Chiefs**—Super Bowl IV champions did not make playoffs in the 1970 season.
- Green Bay Packers**—Super Bowl II champions did not make playoffs in the 1968 season.

### TEAMS TO WIN 10+ GAMES AND MISS PLAYOFFS, SINCE 1978

Year	Team	Wins
2020	Miami Dolphins	10
2015	New York Jets	10
2014	Philadelphia Eagles	10
2013	Arizona Cardinals	10
2012	Chicago Bears	10
2010	New York Giants	10
2010	Tampa Bay Buccaneers	10
2008	New England Patriots	11
2007	Cleveland Browns	10
2005	Kansas City Chiefs	10
2003	Miami Dolphins	10
1991	Philadelphia Eagles	10
1991	San Francisco 49ers	10
1989	Green Bay Packers	10
1989	Washington Redskins	10
1988	New Orleans Saints	10
1988	New York Giants	10
1986	Cincinnati Bengals	10
1986	Seattle Seahawks	10
1985	Denver Broncos	11
1985	Washington Redskins	10
1981	Denver Broncos	10
1980	New England Patriots	10
1979	Washington Redskins	10

## INSIDE THE NUMBERS

### PLAYOFF TEAMS TO FINISH REGULAR SEASON

AT OR UNDER .500	
2020	Chicago Bears.....8-8
2020	Washington Football Team.....7-9
2014	Carolina Panthers.....7-8-1
2011	Denver Broncos.....8-8
2010	Seattle Seahawks.....7-9
2008	San Diego Chargers.....8-8
2006	New York Giants.....8-8
2004	Minnesota Vikings.....8-8
2004	St. Louis Rams.....8-8
1999	Dallas Cowboys.....8-8
1999	Detroit Lions.....8-8
1991	New York Jets.....8-8
1990	New Orleans Saints.....8-8
1985	Cleveland Browns.....8-8
1982	Cleveland Browns.....4-5
1982	Detroit Lions.....4-5
1969	Houston Oilers.....6-6-2

### TEAMS TO BEAT OPPONENT THREE TIMES IN SINGLE SEASON, SINCE 1970

Year	Team	Opponent
2017	New Orleans Saints	Carolina Panthers
2009	Dallas Cowboys	Philadelphia Eagles
2008	Pittsburgh Steelers	Baltimore Ravens
2004	St. Louis Rams	Seattle Seahawks
2002	Pittsburgh Steelers	Cleveland Browns
2000	New York Giants	Philadelphia Eagles
1999	Tennessee Titans	Jacksonville Jaguars
1997	Green Bay Packers	Tampa Bay Buccaneers
1997	New England Patriots	Miami Dolphins
1994	Pittsburgh Steelers	Cleveland Browns
1993	Los Angeles Raiders	Denver Broncos
1991	Kansas City Chiefs	Los Angeles Raiders
1986	New York Giants	Washington Redskins
1982	Miami Dolphins	New York Jets

### COLDEST NFL GAMES ON RECORD

- 13 degrees (48-below wind chill)—Dec. 31, 1967,  
Lambeau Field, Green Bay, Wis., NFL Championship  
(Green Bay Packers 21, Dallas Cowboys 17)
- 9 degrees (59-below wind chill)—Jan. 10, 1982,  
Riverfront Stadium, Cincinnati, Ohio, AFC Championship  
(Cincinnati Bengals 27, San Diego Chargers 7)
- 6 degrees (25-below wind chill)—Jan. 10, 2016,  
TCF Bank Stadium, Minneapolis, Minn., NFC First-Round  
(Seattle Seahawks 10, Minnesota Vikings 9)
- 1 degrees (23-below wind chill)—Jan. 20, 2008,  
Lambeau Field, Green Bay, Wis., NFC Championship  
(New York Giants 23, Green Bay Packers 20 in OT)

### 2021 TEAM LEADERS, POINTS BY QUARTER

Offense	Most Scored	Fewest Scored
1st Quarter	130 Dallas/Kansas City	36 N.Y. Giants
2nd Quarter	172 Green Bay	64 N.Y. Giants
3rd Quarter	128 Arizona	34 Houston
4th Quarter	181 L.A. Chargers	70 Atlanta

Defense	Fewest Allowed	Most Allowed
1st Quarter	37 Buffalo	119 Jacksonville
2nd Quarter	77 New England	170 N.Y. Jets
3rd Quarter	37 Buffalo	116 Jacksonville
4th Quarter	71 New England	173 L.A. Chargers

### 2021 NFL SCORE BY QUARTERS

AFC Offense	1	2	3	4	OT	PTS
Buffalo	102	123	107	151	0	483
Kansas City	130	124	91	129	6	480
L.A. Chargers	81	157	52	181	3	474
New England	77	143	77	165	0	462
Cincinnati	67	146	102	139	6	460
Indianapolis	107	128	109	107	0	451
Tennessee	61	167	65	120	6	419
Baltimore	51	119	72	136	9	387
Las Vegas	66	98	94	95	21	374
Cleveland	68	133	68	80	0	349
Pittsburgh	37	77	54	169	6	343
Miami	93	68	55	122	3	341
Denver	54	106	64	111	0	335
N.Y. Jets	59	84	59	105	3	310
Houston	60	99	34	87	0	280
Jacksonville	48	82	44	79	0	253

NFC Offense	1	2	3	4	OT	PTS
Dallas	130	146	103	145	6	530
Tampa Bay	107	155	114	129	6	511
L.A. Rams	63	155	113	129	0	460
Green Bay	51	172	111	113	3	450
Arizona	106	123	128	92	0	449
Philadelphia	89	104	112	139	0	444
San Francisco	80	128	108	102	9	427
Minnesota	86	115	112	106	6	425
Seattle	82	138	78	97	0	395
New Orleans	40	116	46	162	0	364
Washington	58	113	65	99	0	335
Detroit	40	107	79	99	0	325
Atlanta	54	131	58	70	0	313
Chicago	47	117	57	90	0	311
Carolina	95	87	35	87	0	304
N.Y. Giants	36	64	43	109	6	258

AFC Defense	1	2	3	4	OT	PTS
Buffalo	37	115	37	94	6	289
New England	89	77	60	71	6	303
Denver	71	94	71	86	0	322
Tennessee	56	112	84	99	3	354
Kansas City	66	135	50	113	0	364
Indianapolis	69	83	57	147	9	365
Cleveland	65	102	74	130	0	371
Miami	63	103	61	140	6	373
Cincinnati	81	127	40	119	9	376
Baltimore	54	121	81	127	9	392
Pittsburgh	66	123	100	109	0	398
Las Vegas	86	127	49	171	6	439
Houston	71	137	104	140	0	452
Jacksonville	119	129	116	93	0	457
L.A. Chargers	75	115	84	173	12	459
N.Y. Jets	98	170	87	149	0	504

NFC Defense	1	2	3	4	OT	PTS
New Orleans	77	85	81	86	6	335
Tampa Bay	70	119	87	77	0	353
Dallas	90	96	65	104	3	358
San Francisco	67	108	79	108	3	365
Arizona	60	133	87	86	0	366
Seattle	61	101	86	112	6	366
Green Bay	84	121	48	118	0	371
L.A. Rams	51	123	91	104	3	372
Philadelphia	100	111	53	121	0	385
Carolina	43	130	111	114	6	404
Chicago	79	103	94	131	0	407
N.Y. Giants	57	153	85	121	0	416
Minnesota	53	146	102	119	6	426
Washington	98	138	76	122	0	434
Atlanta	84	134	96	145	0	459
Detroit	85	154	113	115	0	467
<b>NFL TOTALS</b>	<b>2,325</b>	<b>3,825</b>	<b>2,509</b>	<b>3,744</b>	<b>99</b>	<b>12,502</b>

## INSIDE THE NUMBERS

### GREATEST COMEBACKS IN NFL HISTORY (Most Points Overcome To Win Game)

**REGULAR-SEASON GAMES**

**FROM 28 POINTS BEHIND TO WIN:**

**Dec. 7, 1980, at San Francisco**  
 New Orleans Saints 14 21 0 0 0 — 35  
 San Francisco 49ers 0 7 14 14 3 — 38

NO — Harris 33 pass from Manning (Ricardo kick)  
 NO — Childs 21 pass from Manning (Ricardo kick)  
 NO — Holmes 1 run (Ricardo kick)  
 SF — Solomon 57 punt return (Wersching kick)  
 NO — Holmes 1 run (Ricardo kick)  
 NO — Harris 41 pass from Manning (Ricardo kick)  
 SF — Montana 1 run (Wersching kick)  
 SF — Clark 71 pass from Montana (Wersching kick)  
 SF — Solomon 14 pass from Montana (Wersching kick)  
 SF — Elliott 7 run (Wersching kick)  
 SF — FG Wersching 36

**FROM 26 POINTS BEHIND TO WIN:**

**Sept. 21, 1997, at Buffalo**  
 Indianapolis Colts 14 12 0 9 — 35  
 Buffalo Bills 0 10 6 21 — 37

Ind — Bailey 10 pass from Harbaugh (Blanchard kick)  
 Ind — Faulk 10 run (Blanchard kick)  
 Ind — FG Blanchard 39  
 Ind — FG Blanchard 36  
 Ind — FG Blanchard 49  
 Ind — FG Blanchard 22  
 Buf — Johnson 16 pass from Collins (Christie kick)  
 Buf — FG Christie 27  
 Buf — A. Smith 15 run (2-pt attempt failed)  
 Ind — FG Blanchard 25  
 Buf — Early 4 pass from Collins (Christie kick)  
 Buf — A. Smith 1 run (Christie kick)  
 Buf — A. Smith 54 run (Christie kick)  
 Ind — Harrison 2 pass from Justin (2-pt attempt failed)

**FROM 25 POINTS BEHIND TO WIN:**

**Nov. 8, 1987, at St. Louis**  
 Tampa Bay Buccaneers 7 7 14 0 — 28  
 St. Louis Cardinals 0 3 0 28 — 31

TB — Carrier 5 pass from DeBerg (Igwebuikie kick)  
 TB — Carter 3 pass from DeBerg (Igwebuikie kick)  
 STL — FG Gallery 31  
 TB — Smith 34 pass from DeBerg (Igwebuikie kick)  
 TB — Smith 3 run (Igwebuikie kick)  
 Cardinals — Awalt 4 pass from Lomax (Gallery kick)  
 Cardinals — Noga 23 fumble recovery (Gallery kick)  
 Cardinals — J. Smith 11 pass from Lomax (Gallery kick)  
 Cardinals — J. Smith 17 pass from Lomax (Gallery kick)

**FROM 25 POINTS BEHIND TO WIN:**

**Oct. 5, 2014, at Tennessee**  
 Cleveland Browns 0 10 3 16 — 29  
 Tennessee Titans 7 21 0 0 — 28

Ten — Wright 11 pass from Locker (Succop kick)  
 Ten — Locker 11 run (Succop kick)  
 Cle — FG Cundiff 38  
 Ten — Wright 11 pass from Whitehurst (Succop kick)  
 Ten — Hunter 75 pass from Whitehurst (Succop kick)  
 Cle — Dray 1 pass from Hoyer (Cundiff kick)  
 Cle — FG Cundiff 42  
 Cle — Safety, Carder blocked punt of end zone  
 Cle — Benjamin 17 pass from Hoyer (Cundiff kick)  
 Cle — Benjamin 6 pass from Hoyer (Cundiff kick)

**FROM 24 POINTS BEHIND TO WIN:**

**Oct. 27, 1946, at Washington**  
 Philadelphia Eagles 0 0 14 14 — 28  
 Washington Redskins 10 14 0 0 — 24

Was — Rosato 2 run (Poillon kick)  
 Was — FG Poillon 28  
 Was — Rosato 4 run (Poillon kick)  
 Was — Lapka recovered fumble in end zone (Poillon kick)  
 Phi — Steele 1 run (Lio kick)  
 Phi — Pritchard 45 pass from Thompson (Lio kick)  
 Phi — Steinke 7 pass from Thompson (Lio kick)  
 Phi — Ferrante 30 pass from Thompson (Lio kick)

**FROM 24 POINTS BEHIND TO WIN:**

**Oct. 20, 1957, at Detroit**  
 Baltimore Colts 7 14 6 0 — 27  
 Detroit Lions 0 3 7 21 — 31

Colts — Mutscheller 15 pass from Unitas (Rechichar kick)  
 Det — FG Martin 47  
 Colts — Moore 72 pass from Unitas (Rechichar kick)  
 Colts — Mutscheller 52 pass from Unitas (Rechichar kick)  
 Colts — Moore 4 pass from Unitas (kick failed)  
 Det — Junker 14 pass from Rote (Layne kick)  
 Det — Cassady 26 pass from Layne (Layne kick)  
 Det — Johnson 1 run (Layne kick)  
 Det — Cassady 29 pass from Layne (Layne kick)

**FROM 24 POINTS BEHIND TO WIN:**

**Oct. 25, 1959, at Minneapolis**  
 Philadelphia Eagles 0 0 21 7 — 28  
 Chicago Cardinals 7 10 7 0 — 24

Cardinals — Crow 10 pass from Roach (Conrad kick)  
 Cardinals — J. Hill 77 blocked field goal return (Conrad kick)  
 Cardinals — FG Conrad 15  
 Cardinals — Lane 37 interception return (Conrad kick)  
 Phi — Barnes 1 run (Walston kick)  
 Phi — McDonald 29 pass from Van Brocklin (Walston kick)  
 Phi — Barnes 2 run (Walston kick)

Phi — McDonald 22 pass from Van Brocklin (Walston kick)

**FROM 24 POINTS BEHIND TO WIN:**

**Oct. 23, 1960, at Denver**  
 Boston Patriots 10 7 7 0 — 24  
 Denver Broncos 0 0 14 17 — 31

Bos — FG Cappelletti 12  
 Bos — Colclough 10 pass from Songin (Cappelletti kick)  
 Bos — Wells 6 pass from Songin (Cappelletti kick)  
 Bos — Miller 47 pass from Songin (Cappelletti kick)  
 Den — Carmichael 21 pass from Tripucka (Mingo kick)  
 Den — Jessup 19 pass from Tripucka (Mingo kick)  
 Den — Carmichael 35 lateral from Taylor, pass from Tripucka (Mingo kick)  
 Den — Taylor 8 pass from Tripucka (Mingo kick)  
 Den — FG Mingo 9

**FROM 24 POINTS BEHIND TO WIN:**

**Dec. 15, 1974, at Miami**  
 New England Patriots 21 3 0 3 — 27  
 Miami Dolphins 0 17 7 10 — 34

NE — Hannah recovered fumble in end zone (J. Smith kick)  
 NE — Sanders 23 interception return (J. Smith kick)  
 NE — Herron 4 pass from Plunkett (J. Smith kick)  
 NE — FG J. Smith 46  
 Mia — Nottingham 1 run (Yeapremian kick)  
 Mia — Baker 37 pass from Morrall (Yeapremian kick)  
 Mia — FG Yeapremian 28  
 Mia — Baker 46 pass from Morrall (Yeapremian kick)  
 NE — FG J. Smith 34  
 Mia — Nottingham 2 run (Yeapremian kick)  
 Mia — FG Yeapremian 40

**FROM 24 POINTS BEHIND TO WIN:**

**Dec. 4, 1977, at Minnesota**  
 San Francisco 49ers 0 10 14 3 — 27  
 Minnesota Vikings 0 0 7 21 — 28

SF — Delvin Williams 2 run (Wersching kick)  
 SF — FG Wersching 31  
 SF — Dave Williams 80 kickoff return (Wersching kick)  
 SF — Delvin Williams 5 run (Wersching kick)  
 Min — McClanahan 15 pass from Lee (Cox kick)  
 Min — Rashad 8 pass from Kramer (Cox kick)  
 Min — Tucker 9 pass from Kramer (Cox kick)  
 SF — FG Wersching 31  
 Min — S. White 69 pass from Kramer (Cox kick)

## INSIDE THE NUMBERS

### FROM 24 POINTS BEHIND TO WIN:

**Sept. 23, 1979, at Denver**

Seattle Seahawks 10 10 14 0 — 34  
 Denver Broncos 0 10 21 6 — 37

Sea — FG Herrera 28  
 Sea — Doornink 5 run (Herrera kick)  
 Den — FG Turner 27  
 Sea — Doornink 5 run (Herrera kick)  
 Den — Armstrong 2 run (Turner kick)  
 Sea — FG Herrera 22  
 Sea — McCullum 13 pass from Zorn (Herrera kick)  
 Sea — Smith 1 run (Herrera kick)  
 Den — Studdard 2 pass from Morton (Turner kick)  
 Den — Moses 11 pass from Morton (Turner kick)  
 Den — Upchurch 35 pass from Morton (Turner kick)  
 Den — Lytle 1 run (kick failed)

### FROM 24 POINTS BEHIND TO WIN:

**Sept. 23, 1979, at Cincinnati**

Houston Oilers 0 10 17 0 3 — 30  
 Cincinnati Bengals 14 10 0 3 0 — 27

Cin — Johnson 1 run (Bahr kick)  
 Cin — Alexander 2 run (Bahr kick)  
 Cin — Johnson 1 run (Bahr kick)  
 Cin — FG Bahr 52  
 Oilers — Burrough 35 pass from Pastorini (Fritsch kick)  
 Oilers — FG Fritsch 33  
 Oilers — Campbell 8 run (Fritsch kick)  
 Oilers — Caster 22 pass from Pastorini (Fritsch kick)  
 Oilers — FG Fritsch 47  
 Cin — FG Bahr 55  
 Oilers — FG Fritsch 29

### FROM 24 POINTS BEHIND TO WIN:

**Nov. 22, 1982, at Los Angeles**

San Diego Chargers 10 14 0 0 — 24  
 Los Angeles Raiders 0 7 14 7 — 28

SD — FG Benirschke 19  
 SD — Scales 29 pass from Fouts (Benirschke kick)  
 SD — Muncie 2 run (Benirschke kick)  
 SD — Muncie 1 run (Benirschke kick)  
 Raiders — Christensen 1 pass from Plunkett (Bahr kick)  
 Raiders — Allen 3 run (Bahr kick)  
 Raiders — Allen 6 run (Bahr kick)  
 Raiders — Hawkins 1 run (Bahr kick)

### FROM 24 POINTS BEHIND TO WIN:

**Sept. 26, 1988, at Denver**

Los Angeles Raiders 0 0 14 13 3 — 30  
 Denver Broncos 7 17 0 3 0 — 27

Den — Dorsett 1 run (Karlis kick)  
 Den — Dorsett 1 run (Karlis kick)  
 Den — Sewell 7 pass from Elway (Karlis kick)  
 Den — FG Karlis 39  
 Raiders — Smith 40 pass from Schroeder (Bahr kick)  
 Raiders — Smith 42 pass from Schroeder (Bahr kick)  
 Raiders — FG Bahr 28  
 Raiders — Allen 4 run (Bahr kick)  
 Den — FG Karlis 25

Raiders — FG Bahr 44

Raiders — FG Bahr 35

### FROM 24 POINTS BEHIND TO WIN:

**Dec. 6, 1992, at Tampa**

Los Angeles Rams 0 3 21 7 — 31  
 Tampa Bay Buccaneers 6 21 0 0 — 27

TB — FG Murray 34  
 TB — FG Murray 47  
 TB — Armstrong 81 pass from Testaverde (Murray kick)  
 TB — Jones 26 fumble recovery (Murray kick)  
 Rams — FG Zendejas 18  
 TB — Carrier 10 pass from Testaverde (Murray kick)  
 Rams — Anderson 40 pass from Everett (Zendejas kick)  
 Rams — Chadwick 27 pass from Everett (Zendejas kick)  
 Rams — Lang 1 run (Zendejas kick)  
 Rams — Carter 8 pass from Everett (Zendejas kick)

### FROM 24 POINTS BEHIND TO WIN:

**Oct. 2, 2011, at Dallas**

Detroit Lions 0 3 14 17 — 34  
 Dallas Cowboys 7 13 10 0 — 30

Dal — Bryant 25 pass from Romo (Bailey kick)  
 Dal — Bryant 6 pass from Romo (Bailey kick)  
 Dal — FG Bailey 41  
 Det — FG Hanson 33  
 Dal — FG Bailey 35  
 Dal — Witten 1 pass from Romo (Bailey kick)  
 Det — Carpenter 34 interception return (Hanson kick)  
 Det — Houston 56 interception return (Hanson kick)  
 Dal — FG Bailey 23  
 Det — Johnson 23 pass from Stafford (Hanson kick)  
 Det — FG Hanson 51  
 Det — Johnson 2 pass from Stafford (Hanson kick)

### FROM 24 POINTS BEHIND TO WIN:

**Oct. 15, 2012, at San Diego**

Denver Broncos 0 0 14 21 — 35  
 San Diego Chargers 10 14 0 0 — 24

SD — FG Novak  
 SD — Gates 15 pass from Rivers (Novak kick)  
 SD — Jammer 80 interception return (Novak kick)  
 SD — Gates 11 pass from Rivers (Novak kick)  
 Den — D. Thomas 29 pass from Manning (Prater kick)  
 Den — Carter 65 fumble recovery (Prater kick)  
 Den — Decker 7 pass from Manning (Prater kick)  
 Den — Stokley 21 pass from Manning (Prater kick)  
 Den — Harris 46 interception return (Prater kick)

### FROM 24 POINTS BEHIND TO WIN:

**Nov. 24, 2013, at New England**

Denver Broncos 17 7 0 7 0 — 31  
 New England Patriots 0 0 21 10 3 — 34

Den — Miller 60 fumble recovery (Prater kick)

Den — Moreno 2 run (Prater kick)

Den — FG Prater 27

Den — Tammie 10 pass from Manning (Prater kick)

NE — Edelman 5 pass from Brady (Gostkowski kick)  
 NE — Bolden 1 run (Gostkowski kick)  
 NE — Gronkowski 6 pass from Brady (Gostkowski kick)  
 NE — Edelman 14 pass from Brady (Gostkowski kick)  
 NE — FG Gostkowski 31  
 Den — D. Thomas 11 pass from Manning (Prater kick)  
 NE — FG Gostkowski 31

### FROM 24 POINTS BEHIND TO WIN:

**Oct. 25, 2015, at Washington**

Tampa Bay Buccaneers 10 14 0 6 — 30  
 Washington Redskins 0 7 14 10 — 31

TB — Evans 40 pass from Winston (Barth kick)  
 TB — FG Barth 22  
 TB — Dye 7 pass from Winston (Barth kick)  
 TB — Jones 43 fumble recovery (Barth kick)  
 Was — Cousins 8 run (Hopkins kick)  
 Was — Grant 3 pass from Cousins (Hopkins kick)  
 Was — Reed 3 pass from Cousins (Hopkins kick)  
 TB — FG Barth 45  
 Was — FG Hopkins 35  
 TB — FG Barth 21  
 Was — Reed 6 pass from Cousins (Hopkins kick)

### POSTSEASON GAMES

#### FROM 32 POINTS BEHIND TO WIN:

##### AFC First-Round Playoff Game

**Jan. 3, 1993, at Buffalo**

Houston Oilers 7 21 7 3 0 — 38  
 Buffalo Bills 3 0 28 7 3 — 41

Oilers — Jeffires 3 pass from Moon (Del Greco kick)  
 Buf — FG Christie 36  
 Oilers — Slaughter 7 pass from Moon (Del Greco kick)  
 Oilers — Duncan 26 pass from Moon (Del Greco kick)  
 Oilers — Jeffires 27 pass from Moon (Del Greco kick)  
 Oilers — McDowell 58 interception return (Del Greco kick)  
 Buf — Davis 1 run (Christie kick)  
 Buf — Beebe 38 pass from Reich (Christie kick)  
 Buf — Reed 26 pass from Reich (Christie kick)  
 Buf — Reed 18 pass from Reich (Christie kick)  
 Buf — Reed 17 pass from Reich (Christie kick)  
 Oilers — FG Del Greco 26  
 Buf — FG Christie 32

#### FROM 28 POINTS BEHIND TO WIN:

##### AFC First-Round Playoff Game

**Jan. 4, 2014, at Indianapolis**

Kansas City Chiefs 10 21 10 3 — 44  
 Indianapolis Colts 7 3 21 14 — 45

KC — Bowe 6 pass from A. Smith (Succop kick)  
 Ind — Hilton 10 pass from Luck (Vinatieri kick)

INSIDE THE NUMBERS

KC — FG Succop 19  
 KC — Avery 79 pass from A. Smith (Succop kick)  
 KC — Sherman 5 pass from A. Smith (Succop kick)  
 Ind — FG Vinatieri 37  
 KC — Davis 4 run (Succop kick)  
 KC — Davis 10 pass from A. Smith (Succop kick)  
 Ind — Brown 10 run (Vinatieri kick)  
 Ind — Brown 3 pass from Luck (Vinatieri kick)  
 KC — FG Succop 42  
 Ind — Fleener 12 pass from Luck (Vinatieri kick)  
 KC — FG Succop 43  
 Ind — Hilton 64 pass from Luck (Vinatieri kick)

**FROM 25 POINTS BEHIND TO WIN:**

**Super Bowl LI**

**Feb. 5, 2017, at Houston**

New England Patriots 0 3 6 19 6 — 34  
 Atlanta Falcons 0 21 7 0 0 — 28

Atl — Freeman 5 run (Bryant kick)  
 Atl — Hooper 19 pass from Ryan (Bryant kick)  
 Atl — Alford 82 interception return (Bryant kick)  
 NE — FG Gostkowski 41  
 Atl — Coleman 6 pass from Ryan (Bryant kick)  
 NE — White 5 pass from Brady (kick failed)  
 NE — FG Gostkowski 33  
 NE — Amendola 6 pass from Brady (White run)  
 NE — White 1 run (Amendola pass from Brady)  
 NE — White 2 run

**FROM 24 POINTS BEHIND TO WIN:**

**NFC First-Round Playoff Game**

**Jan. 5, 2003, at San Francisco**

New York Giants 7 21 10 0 — 38  
 San Francisco 49ers 7 7 8 17 — 39

SF — Owens 76 pass from Garcia (Chandler kick)  
 NYG — Toomer 12 pass from Collins (Bryant kick)  
 NYG — Shockey 2 pass from Collins (Bryant kick)  
 SF — Barlow 1 run (Chandler kick)  
 NYG — Toomer 8 pass from Collins (Bryant kick)  
 NYG — Toomer 24 pass from Collins (Bryant kick)  
 NYG — Barber 6 run (Bryant kick)  
 NYG — FG Bryant 21  
 SF — Owens 26 pass from Garcia (Owens from Garcia)  
 SF — Garcia 14 run (Owens from Garcia)  
 SF — Garcia 14 run (Owens from Garcia)  
 SF — FG Chandler 25  
 SF — Streets 13 pass from Garcia (2-pt attempt failed)

**FROM 24 POINTS BEHIND TO WIN:**

**AFC Divisional Playoff Game**

**Jan. 12, 2020, at Kansas City**

Houston Texans 21 3 7 0 — 31  
 Kansas City Chiefs 0 28 13 10 — 51  
 Texans — Stills 54 pass from Watson (Fairbairn kick)

Texans — L. Johnson 10 blocked punt return (Fairbairn kick)  
 Texans — Fells 4 pass from Watson (Fairbairn kick)  
 Texans — FG Fairbairn 31  
 KC — D. Williams 17 pass from Mahomes (Butker kick)  
 KC — Kelce 5 pass from Mahomes (Butker kick)  
 KC — Kelce 6 pass from Mahomes (Butker kick)  
 KC — Kelce 5 pass from Mahomes (Butker kick)  
 KC — D. Williams 1 run (kick failed)  
 KC — D. Williams 5 run (Butker kick)  
 Texans — Watson 5 run (Fairbairn kick)  
 KC — Bell 8 pass from Mahomes (Butker kick)  
 KC — FG Butker 24

**FROM 20 POINTS BEHIND TO WIN:**

**Western Conference Playoff Game**

**Dec. 22, 1957, at San Francisco**

Detroit Lions 0 7 14 10 — 31  
 San Francisco 49ers 14 10 3 0 — 27

SF — Owens 34 pass from Tittle (Soltau kick)  
 SF — McElhenny 47 pass from Tittle (Soltau kick)  
 Det — Junker 4 pass from Role (Martin kick)  
 SF — Wilson 12 pass from Tittle (Soltau kick)  
 SF — FG Soltau 25  
 SF — FG Soltau 10  
 Det — Tracy 2 run (Martin kick)  
 Det — Tracy 58 run (Martin kick)  
 Det — Gedman 3 run (Martin kick)  
 Det — FG Martin 14

**FROM 18 POINTS BEHIND TO WIN:**

**NFC Divisional Playoff Game**

**Dec. 23, 1972, at San Francisco**

Dallas Cowboys 3 10 0 17 — 30  
 San Francisco 49ers 7 14 7 0 — 28

SF — Washington 97 kickoff return (Gossett kick)  
 Dal — FG Fritsch 37  
 SF — Schreiber 1 run (Gossett kick)  
 SF — Schreiber 1 run (Gossett kick)  
 Dal — FG Fritsch 45  
 Dal — Alworth 28 pass from Morton (Fritsch kick)  
 SF — Schreiber 1 run (Gossett kick)  
 Dal — FG Fritsch 27  
 Dal — Parks 20 pass from Staubach (Fritsch kick)  
 Dal — Sellers 10 pass from Staubach (Fritsch kick)

**FROM 18 POINTS BEHIND TO WIN:**

**AFC Divisional Playoff Game**

**Jan. 4, 1986, at Miami**

Cleveland Browns 7 7 7 0 — 21  
 Miami Dolphins 3 0 14 7 — 24

Mia — FG Reveiz 51  
 Cle — Newsome 16 pass from Kosar (Bahr kick)  
 Cle — Byner 21 run (Bahr kick)  
 Cle — Byner 66 run (Bahr kick)

Mia — Moore 6 pass from Marino (Reveiz kick)  
 Mia — Davenport 31 run (Reveiz kick)  
 Mia — Davenport 1 run (Reveiz kick)

**FROM 18 POINTS BEHIND TO WIN:  
 AFC Championship Playoff Game  
 Jan. 21, 2007, at Indianapolis**

New England Patriots 7 14 7 6 — 34  
 Indianapolis Colts 3 3 15 17 — 38

NE — Markins 0 fumble recovery (Gostkowski kick)  
 Ind — FG Vinatieri 42  
 NE — Dillon 7 run (Gostkowski kick)  
 NE — Samuel 39 interception return (Gostkowski kick)  
 Ind — FG Vinatieri 26  
 Ind — Manning 1 run (Vinatieri kick)  
 Ind — Klecko 1 pass from Manning (Harrison from Manning)  
 NE — Gaffney 6 pass from Brady (Gostkowski kick)  
 Ind — Saturday 0 fumble recovery (Vinatieri kick)  
 NE — FG Gostkowski 28  
 Ind — FG Vinatieri 36  
 NE — FG Gostkowski 43  
 Ind — Addai 3 run (Vinatieri kick)

**FROM 18 POINTS BEHIND TO WIN:**

**AFC First-Round Playoff Game**

**Jan. 6, 2018, at Kansas City**

Tennessee Titans 0 3 7 12 — 22  
 Kansas City Chiefs 14 7 0 0 — 21

KC — K. Hunt 1 run (Butker kick)  
 KC — Kelce 13 pass from A. Smith (Butker kick)  
 Ten — FG Succop 49  
 KC — Robinson 14 pass from A. Smith (Butker kick)  
 Ten — Mariota 6 pass from Mariota (Succop kick)  
 Ten — Henry 35 run (2-pt attempt failed)  
 Ten — Decker 22 pass from Mariota (2-pt attempt failed)

**FROM 18 POINTS BEHIND TO WIN:**

**AFC Championship Playoff Game**

**Jan. 30, 2022, at Kansas City**

Cincinnati Bengals 3 7 11 3 3 — 27  
 Kansas City Chiefs 7 14 0 3 0 — 24

KC — Hill 10 pass from Mahomes (Butker kick)  
 Cin — FG McPherson 32  
 KC — Kelce 5 pass from Mahomes (Butker kick)  
 KC — Hardman 3 pass from Mahomes (Butker kick)  
 Cin — Perine 41 pass from Burrow (McPherson kick)  
 Cin — FG McPherson 31  
 Cin — Chase 2 pass from Burrow (Taylor from Burrow)  
 Cin — FG McPherson 52  
 KC — FG Butker 44  
 Cin — FG McPherson 31

## INSIDE THE NUMBERS

### POSTSEASON LEADERS

#### TOP 10 POSTSEASON RUSHERS

Player	Att.	Yards	Avg.	Long	TD
1. Emmitt Smith.....	349	1,586	4.5	65	19
2. Franco Harris.....	400	1,556	3.9	50	16
3. Thurman Thomas.....	339	1,442	4.3	40	16
4. Tony Dorsett.....	302	1,383	4.6	53	9
5. Marcus Allen.....	267	1,347	5.0	74	11
6. Terrell Davis.....	204	1,140	5.6	62	12
7. John Riggins.....	251	996	4.0	43	12
8. Marshawn Lynch.....	211	970	4.6	67	12
9. Larry Csonka.....	225	891	4.0	49	9
10. Chuck Foreman.....	229	860	3.8	62	7

#### TOP 10 POSTSEASON PASSERS

Player	Att.	Comp.	Pct. Comp.	Yards	Avg. Gain	TD	Pct. TD	Int.	Pct. Int.	Rating
1. Josh Allen.....	228	149	65.4	1,718	7.54	14	6.1	1	0.4	106.6
2. Patrick Mahomes.....	423	280	66.2	3,381	7.99	28	6.6	7	1.7	105.7
3. Bart Starr.....	213	130	61.0	1,753	8.23	15	7.0	3	1.4	104.8
4. Kurt Warner.....	462	307	66.5	3,952	8.55	31	6.7	14	3.0	102.8
5. Matt Ryan.....	351	237	67.5	2,672	7.61	20	5.7	7	2.0	100.8
6. Aaron Rodgers.....	774	501	64.7	5,894	7.61	45	5.8	13	1.7	100.1
7. Matthew Stafford.....	257	172	66.9	2,096	8.16	13	5.1	6	2.3	99.0
8. Nick Foles.....	210	143	68.1	1,633	7.78	11	5.2	5	2.4	98.8
9. Alex Smith.....	253	156	61.7	1,745	6.90	14	5.5	2	0.8	97.4
10. Drew Brees.....	721	481	66.7	5,366	7.44	37	5.1	15	2.1	97.1

#### TOP 10 POSTSEASON PASS RECEIVERS

Player	No.	Yards	Avg.	Long	TD
1. Jerry Rice.....	151	2,245	14.9	72	22
2. Julian Edelman.....	118	1,442	12.2	48	5
3. Travis Kelce.....	106	1,291	12.2	48	12
4. Rob Gronkowski.....	98	1,389	14.2	46	15
5. Reggie Wayne.....	93	1,254	13.5	72	9
6. Hines Ward.....	88	1,181	13.4	45	10
Wes Welker.....	88	866	9.8	47	5
8. Michael Irvin.....	87	1,315	15.1	53	8
9. Andre Reed.....	85	1,229	14.5	72	9
10. Tyreek Hill.....	84	1,081	12.9	71	5

#### TOP 10 POSTSEASON INTERCEPTIONS LEADERS

Player	Interceptions
1. Ronnie Lott.....	9
Ed Reed.....	9
Bill Simpson.....	9
Charlie Waters.....	9
5. Lester Hayes.....	8
6. Willie Brown.....	7
Rodney Harrison.....	7
Asante Samuel.....	7
Dennis Thurman.....	7
10. Bobby Bryant.....	6
Eric Davis.....	6
Glen Edwards.....	6
Darrell Green.....	6
Cliff Harris.....	6
Ty Law.....	6
Vernon Perry.....	6
Aeneas Williams.....	6

#### TOP 10 POSTSEASON SACKS LEADERS

Player	Sacks
1. Willie McGinest.....	16.0
2. Bruce Smith.....	14.5
3. Terrell Suggs.....	12.5
4. Reggie White.....	12.0
5. Frank Clark.....	11.0
Dwight Freeney.....	11.0
Charles Haley.....	11.0
James Harrison.....	11.0
Clay Matthews.....	11.0
LaMarr Woodley.....	11.0
10. Richard Dent.....	10.5
Von Miller.....	10.5

\*Sacks became an official individual statistic in 1982.



## 2021 OVERTIME GAMES

For overtime game capsules dating back to 1974, please visit [www.NFL.com](http://www.NFL.com).

- \* indicates Monday night game
- # indicates Thursday/Saturday/Sunday night game
- + indicates Thanksgiving Day game
- ^ indicates International Series game
- % indicates postseason game

### REGULAR SEASON

**Sept. 12, 2021—Cincinnati Bengals 27, Minnesota Vikings 23**, at Cincinnati. Cincinnati wins toss. Touchback. Drive begins at CIN 25. K.Huber punts 43 yards. Drive begins at MIN 21. J.Berry punts 63 yards. Drive begins at CIN 10. K.Huber punts 61 yards. Drive begins at MIN 37. D.Cook fumble recovered by G.Pratt. Drive begins at CIN 39. E.McPherson 33-yard field goal is good at 0:00.

\* **Sept. 13, 2021—Las Vegas Raiders 33, Baltimore Ravens 27**, at Las Vegas. Las Vegas wins toss. Touchback. Drive begins at LV 25. D.Carr pass intercepted by A.Averett. Drive begins at BAL 20. L.Jackson sacked by C.Nassib, fumbles, recovered by D.Philon. Drive begins at BAL 27. D.Carr 31-yard touchdown pass to Z.Jones at 3:38.

**Sept. 19, 2021—Tennessee Titans 33, Seattle Seahawks 30**, at Seattle. Tennessee wins toss. C.Rogers 16-yard return. Drive begins at TEN 18. B.Kern punts 53 yards. Drive begins at SEA 13. M.Dickson punts 47 yards. Drive begins at SEA 39. R.Bullock 36-yard field goal is good at 4:45.

**Sept. 26, 2021—Las Vegas Raiders 31, Miami Dolphins 28**, at Las Vegas. Las Vegas wins toss. Touchback. Drive begins at LV 25. D.Carlson 38-yard field goal is good at 6:27. Touchback. Drive begins at MIA 25. J.Sanders 50-yard field goal is good at 2:49. Touchback. Drive begins at LV 25. D. Carlson 22-yard field goal is good at 0:00.

**Oct. 3, 2021—New York Giants 27, New Orleans Saints 21**, at New Orleans. N.Y. Giants win toss. Touchback. Drive begins at NYG 25. S.Barkley 6-yard touchdown run at 4:54.

**Oct. 3, 2021—New York Jets 27, Tennessee Titans 24**, at New York. Tennessee wins toss. Drive begins at NYJ 25. M.Ammendola 22-yard field goal is good. Touchback. R.Bullock 49-yard field-goal attempt is no good.

**Oct. 10, 2021—Green Bay Packers 25, Cincinnati Bengals 22**, at Cincinnati. Cincinnati wins toss. B.Wilson 26-yard return. Drive begins at CIN 25. J.Burrow pass intercepted by D.Campbell. Drive begins at CIN 17. M.Crosby 40-yard field-goal attempt is no good. Drive begins at CIN 30. E.McPherson 49-yard field-goal attempt is no good. Drive begins at GB 39. M.Crosby 49-yard field goal is good at 1:55.

\* **Oct. 11, 2021—Baltimore Ravens 31, Indianapolis Colts 25**, at Baltimore. Baltimore wins toss. D.Duvernay 27-yard return. Drive begins at BAL 32. L.Jackson 5-yard touchdown pass to M.Brown at 5:24.

**Oct. 17, 2021—Minnesota Vikings 34, Carolina Panthers 28**, at Carolina. Minnesota wins toss. Touchback. Drive begins at MIN 25. K.Cousins 27-yard touchdown pass to K.Osborn at 5:48.

**Oct. 17, 2021—Dallas Cowboys 35, New England Patriots 29**, at New England. New England wins toss. Touchback. Drive begins at NE 25. J.Bailey punts 34 yards. Drive begins at DAL 20. D.Prescott 35-yard touchdown pass to C.Lamb at 3:52.

# **Oct. 17, 2021—Pittsburgh Steelers 23, Seattle Seahawks 20**, at Pittsburgh. Seattle wins toss. D.Dallas 25-yard return. Drive begins at SEA 27. M.Dickson punts 47 yards. Drive begins at PIT 20. P.Harvin punts 56 yards. Drive begins at SEA 15. G.Smith sacked by T.Watt, fumbles, recovered by D.Bush. Drive begins at SEA 16. C.Boswell 37-yard field goal is good at 2:50.

**Oct. 31, 2021—Tennessee Titans 34, Indianapolis Colts 31**, at Indianapolis. Indianapolis wins toss. A.Dulin 31-yard return. Drive begins at IND 30. R.Sanchez punts 38 yards. Drive begins at TEN 28. B.Kern punts 49 yards. Drive begins at IND 15. C.Wentz pass intercepted by K.Byard. Drive begins at IND 32. R.Bullock 44-yard field goal is good at 4:03.

**Nov. 7, 2021—Baltimore Ravens 34, Minnesota Vikings 31**, at Baltimore. Baltimore wins toss. Touchback. Drive begins at BAL 25. L.Jackson pass intercepted by A.Barr. Drive begins at MIN 38. J.Berry punts 41 yards. Drive begins at BAL 10. J.Tucker 36-yard field goal is good at 0:16.

**Nov. 14, 2021—Detroit Lions 16, Pittsburgh Steelers 16**, at Pittsburgh. Detroit wins toss. G.Igwebuike 28-yard return. Drive begins at DET 26. J.Fox punts 33 yards. Drive begins at PIT 17. D.Johnson fumble recovered by A.Oruwareye. Drive begins at DET 45. R.Santoso 48-yard field-goal attempt is no good. Drive begins at PIT 38. P.Harvin punts 50 yards. Drive begins at DET 45. J.Fox punts 47 yards. Drive begins at PIT 11. P.Freiermuth fumble recovered by T.Flowers. Drive begins at DET 38. Time expires.

+ **Nov. 25, 2021—Las Vegas Raiders 36, Dallas Cowboys 33**, at Dallas. Dallas wins toss. T.Pollard 11-yard return. Drive begins at DAL 7. B.Anger 59-yard punt. Drive begins at LV 22. D.Carlson 29-yard field goal is good at 4:28.

**Dec. 12, 2021—San Francisco 49ers 26, Cincinnati Bengals 23**, at Cincinnati. Cincinnati wins toss. Touchback. Drive begins at CIN 25. E.McPherson 41-yard field goal is good. Touchback. Drive begins at SF 25. J.Garoppolo 12-yard touchdown pass to B.Aiyuk at 1:53.

**Dec. 12, 2021—Tampa Bay Buccaneers 33, Buffalo Bills 27**, at Tampa Bay. Buffalo wins toss. Touchback. Drive begins at BUF 25. M.Haack punts 63 yards. Drive begins at TB 6. T.Brady 58-yard touchdown pass to B.Perriman at 5:31.

# **Dec. 16, 2021—Kansas City Chiefs 34, Los Angeles Chargers 28**, at Los Angeles. Kansas City wins toss. Touchback. Drive begins at KC 25. P.Mahomes 34-yard touchdown pass to T.Kelce at 8:45.

**Jan. 9, 2022—Pittsburgh Steelers 16, Baltimore Ravens 13**, at Baltimore. Baltimore wins toss. D.Duvernay 18-yard return. Drive begins at BAL 24. S.Koch punts 36 yards. Drive begins at PIT 17. C.Boswell 36-yard field goal is good at 1:56.

**Jan. 9, 2022—San Francisco 49ers 27, Los Angeles Rams 24**, at Los Angeles. San Francisco wins toss. Touchback. Drive begins at SF 25. R.Gould 24-yard field goal is good. B.Powell 22-yard return. Drive begins at LA 18. M.Stafford pass intercepted by A.Thomas.

# **Jan. 9, 2022—Las Vegas Raiders 35, Los Angeles Chargers 32**, at Las Vegas. Las Vegas wins toss. Touchback. Drive begins at LV 25. D.Carlson 40-yard field goal is good. Touchback. Drive begins at LAC 25. D.Hopkins 41-yard field goal is good. Touchback. Drive begins at LV 25. D.Carlson 47-yard field goal is good at 0:00.

### POSTSEASON

% **Jan. 23, 2022—Kansas City Chiefs 42, Buffalo Bills 36**, at Kansas City. Kansas City wins toss. Touchback. Drive begins at KC 25. P.Mahomes 8-yard touchdown pass to T.Kelce at 10:45.

% **Jan. 30, 2022—Cincinnati Bengals 27, Kansas City Chiefs 24**, at Kansas City. Kansas City wins toss. Drive begins at KC 25. P.Mahomes pass intercepted by V.Bell. Drive begins at CIN 45. E.McPherson 31-yard field goal is good at 9:22.

### OVERTIME GAMES BY YEAR (REGULAR SEASON)

Year	Year	Year	Year
2021-21	2009-13	1997-17	1985-10
2020-10	2008-15	1996-14	1984-9
2019-9	2007-15	1995-21	1983-19
2018-15	2006-11	1994-16	1982-4
2017-14	2005-14	1993-7	1981-10
2016-13	2004-12	1992-10	1980-13
2015-21	2003-23	1991-15	1979-12
2014-11	2002-25*	1990-10	1978-11
2013-16	2001-17	1989-11	1977-6
2012-22	2000-13	1988-9	1976-5
2011-13	1999-11	1987-13	1975-9
2010-19	1998-7	1986-16	1974-2

\*Record

## OVERTIME GAMES

OVERTIME WON-LOST RECORDS, 1974-2021  
(REGULAR SEASON)

AFC	Win	Loss	Tie	Pct.
Denver	28	18	2	.604
Las Vegas	24	18	0	.571
Buffalo	21	16	0	.568
N.Y. Jets	25	19	2	.565
Pittsburgh	24	18	4	.565
Cincinnati	18	18	4	.500
Tennessee	22	22	0	.500
Baltimore	15	16	1	.484
Kansas City	19	21	2	.476
Indianapolis	16	18	1	.471
Jacksonville	8	10	0	.444
New England	19	24	0	.442
Miami	18	23	1	.440
Cleveland	18	24	2	.432
Houston	7	10	0	.412
L.A. Chargers	17	28	0	.378
NFC	Win	Loss	Tie	Pct.
Arizona	27	16	4	.617
Washington	25	17	2	.591
N.Y. Giants	23	16	2	.585
San Francisco	25	20	2	.553
Dallas	23	19	0	.548
Minnesota	25	21	4	.540
Chicago	25	24	0	.510
Green Bay	16	16	6	.500
L.A. Rams	14	14	2	.500
New Orleans	16	16	0	.500
Detroit	17	19	3	.474
Tampa Bay	18	23	1	.440
Atlanta	17	23	2	.429
Philadelphia	13	20	5	.408
Seattle	14	24	1	.372
Carolina	5	11	1	.324

POSTSEASON OVERTIME GAMES  
(BY LENGTH OF GAME)

Dec. 25, 1971	Miami 27, KANSAS CITY 24	82:40
Dec. 23, 1962	Dal. Texans 20, HOU. OILERS 17	77:54
Jan. 3, 1987	CLE. BROWNS 23, N.Y. Jets 20	77:02
Jan. 12, 2013	Bal. Ravens 38, DENVER 35	76:42
Dec. 24, 1977	Oak. Raiders 37, BAL. COLTS 31	75:43
Jan. 10, 2004	Carolina 29, STL. RAMS 23	75:10
Jan. 8, 2005	N.Y. Jets 20, S.D. CHARGERS 17	74:55
Jan. 2, 1982	S.D. Chargers 41, MIAMI 38	73:52
Dec. 26, 1965	GREEN BAY 13, Bal. Colts 10	73:39
Jan. 17, 1999	Atlanta 30, MINNESOTA 27	71:52
Jan. 4, 2020	HOU. TEXANS 22, Buffalo 19	71:40
Dec. 30, 2000	MIAMI 23, Indianapolis 17	71:16
Jan. 15, 2005	PITTSBURGH 20, N.Y. Jets 17	71:04
Jan. 8, 1994	KANSAS CITY 27, Pittsburgh 24	71:03
Jan. 19, 2002	NEW ENGLAND 16, Oak. Raiders 13	68:29
Dec. 28, 1958	Bal. Colts 23, N.Y. GIANTS 17	68:15
Jan. 3, 1988	HOU. OILERS 23, Seattle 20	68:05
Jan. 22, 2012	N.Y. Giants 20, SAN FRANCISCO 17	67:54
Jan. 3, 2009	S.D. CHARGERS 23, Indianapolis 17	66:12
Jan. 11, 1987	Denver 23, CLE. BROWNS 20	65:38
Jan. 30, 2022	Cincinnati 27, KANSAS CITY 24	65:38
Jan. 14, 2007	CHI. BEARS 27, Seattle 24	64:53
Jan. 20, 2019	New England 37, KANSAS CITY 31	64:52
Jan. 11, 2004	PHILADELPHIA 20, Green Bay 17	64:48
Jan. 24, 2010	NEW ORLEANS 31, Minnesota 28	64:45
Jan. 4, 2004	GREEN BAY 33, Seattle 27	64:25
Jan. 5, 2020	Minnesota 26, NEW ORLEANS 20	64:20
Jan. 23, 2022	KANSAS CITY 42, Buffalo 36	64:15
Feb. 5, 2017	New England 34, Atlanta 28	*63:58
Dec. 31, 1989	Pittsburgh 26, HOU. OILERS 23	63:26
Jan. 18, 2015	SEATTLE 28, Green Bay 22	63:19
Jan. 20, 2019	L.A. Rams 26, NEW ORLEANS 23	63:17

Jan. 3, 1993	BUFFALO 41, Hou. Oilers 38	63:06
Jan. 20, 2008	N.Y. Giants 23, GREEN BAY 20	62:26
Jan. 11, 2003	TENNESSEE 34, Pittsburgh 31	62:15
Jan. 10, 2010	ARIZONA 51, Green Bay 45	61:18
Jan. 7, 1990	L.A. Rams 19, N.Y. GIANTS 13	61:06
Jan. 16, 2016	ARIZONA 26, Green Bay 20	61:05
Jan. 8, 2012	DENVER 29, Pittsburgh 23	60:11

Home team in CAPS: \*Super Bowl LI:

There have been 39 overtime postseason games dating back to 1958. In 27 cases, both teams had at least one possession. Last OT postseason game: 1/30/22, Cincinnati 27, Kansas City 24 (AFC Championship Game). For capsules of all postseason overtime games dating back to 1958, please visit [www.NFL.com](http://www.NFL.com).

## OVERTIME GAME SUMMARY—1974-2021

There have been 629 overtime games in regular-season play since the rule was adopted in 1974 (21 in 2021 season).

## RESULTS

328 (12) times the team that won the toss won the game (52.1%).

274 (8) times the team that lost the toss won the game (43.6%).

27 (1) games ended tied (4.3%). Last time: 11/14/21, Det 16 at Pit. 16

## POSSESSIONS

460 (17) times both teams had at least one possession (73.1%).

165 (4) times the team that won the toss drove for the winning score on first possession (105 FG, 60 TD) (26.2%).

3 (0) times the team that won the toss elected to kick or defer and the team receiving the ball drove

for winning score on first possession (0.5%).

1 (0) time team that won toss elected to receive and lost with-

out other team owning possession (0.2%).

Other miscellaneous situations:

11 (0) times the defense or special teams won without registering an official possession

(7 INT, 2 blocked punts, 1 FR, 1 blocked FG (1.7%).

1 (0) time the special teams forced a fumble on the opening

kickoff and drove for winning score (0.2%).

1 (0) time the punting team recovered a muffed punt and drove

for winning score with team muffing punt having no

official possession (0.2%).

## SCORING

431 (12) games were won with a FG kick (68.5%).

168 (8) games were won with a touchdown (26.7%).

3 (0) games were won with a safety (0.5%).

27 (1) games ended tied (4.3%). Last time: 11/14/21, Det 16 at Pit. 16

## COIN TOSS

616 (21) times the team that won the toss elected to receive (97.9%).

13 (0) times the team that won the toss elected to kick or defer (6 wins) (2.1%).

Note: The number in parentheses is the 2021 season total.

## MOST OVERTIME GAMES, SEASON

5 Green Bay Packers, 1983 4 San Diego Chargers 2002

4 Denver Broncos, 1985 Carolina Panthers, 2003

Cleveland Browns, 1989 Denver Broncos, 2007

Minnesota Vikings, 1994 Washington Redskins, 2010

Arizona Cardinals, 1995 Arizona Cardinals, 2011

Minnesota Vikings, 1995 Cleveland Browns, 2018

Arizona Cardinals, 1997 Baltimore Ravens, 2021

San Francisco 49ers, 2001 Las Vegas Raiders, 2021

Atlanta Falcons, 2002

## LONGEST CONSECUTIVE-GAME STREAKS

WITHOUT OVERTIME (Current)

86 Denver Broncos (Last OT game: 11/27/16 vs. KC)

(Record: 110, St. Louis/Phoenix Cardinals, 12/7/86-12/19/93)

## OVERTIME GAMES

### SHORTEST OVERTIME GAMES

0:11	*DENVER 29, Pittsburgh 23; 1/8/12 (Wild Card)
0:13	NEW ORLEANS 26, Dal. Cowboys 20; 10/4/15
0:14	N.Y. Jets 37, BUFFALO 31; 9/8/02
0:16	CHI. BEARS 37, San Francisco 31; 10/28/01
0:16	Green Bay 19, DENVER 13; 10/29/07
0:17	Minnesota 19, TAMPA BAY 13; 10/26/14
0:17	NEW ORLEANS 20, Seattle 17; 11/16/97
0:21	Chi. Bears 23, DETROIT 17; 11/27/80
0:30	Bal. Colts 29, NEW ENGLAND 23; 9/4/83
0:34	S.D. Chargers 23, WASHINGTON 17; 11/27/05
0:52	DENVER 22, Minnesota 19; 12/30/07
0:55	N.Y. Giants 16, PHILADELPHIA 10; 9/29/85
0:55	PITTSBURGH 16, Kansas City 13; 11/12/12

\*Postseason game

### LONGEST OVERTIME GAMES

#### (ALL POSTSEASON GAMES)

22:40	Miami 27, KANSAS CITY 24; 12/25/71
17:54	Dal. Texans 20, HOU. OILERS 17; 12/23/62
17:02	CLE. BROWNS 23, N.Y. Jets 20; 1/3/87
16:42	Bal. Ravens 38, DENVER 35; 1/12/13
15:43	Oak. Raiders 37, BAL. COLTS 31; 12/24/77
15:10	Carolina 29, STL. RAMS 23; 1/10/04

### OVERTIME SCORING SUMMARY

431	games were won with a FG kick
87	games were won with a touchdown pass
49	games were won with a touchdown run
20	were won with an interception-return TD (Atlanta 40, New Orleans 34, 9/2/79; Atlanta 47, Green Bay 41, 11/27/83; N.Y. Giants 16, Philadelphia 10, 9/29/85; Indianapolis 23, Cle. Browns 17, 12/10/89; Cle. Browns 30, S.D. Chargers 24, 10/20/91; Kansas City 23, Oak. Raiders 17, 9/17/95; N.Y. Giants 27, Arizona 21, 10/8/95; Washington 36, Detroit 30, 10/22/95; Arizona 20, Seattle 14, 10/29/95; Cincinnati 34, Detroit 28, 9/13/98; N.Y. Giants 23, Philadelphia 17, 10/31/99; Chi. Bears 37, San Francisco 31, 10/28/01; Chi. Bears 27, Cle. Browns 21, 11/4/01; New Orleans 26, Tampa Bay 20, 9/8/02; Atlanta 20, Carolina 14, 12/7/03; Jacksonville 23, Pittsburgh 17, 10/16/05; Chi. Bears 19, Detroit 13, 10/30/05; Bal. Ravens 34, Hou. Texans 28, 12/13/10; Atlanta 25, Washington 19, 10/11/15; Atlanta 28, Tampa Bay 22, 12/29/19).
4	games were won with a fumble-recovery TD (Bal. Colts 29, New England 23, 9/4/83; Denver 36, Seattle 30, 12/19/99; San Francisco 37, Arizona 31, 11/24/07; Minnesota 19, Tampa Bay 13, 10/26/14)
3	games were won with a safety (Minnesota 23, L.A. Rams 21, 11/5/89; Chi. Bears 19, Tennessee 17, 11/14/04; Miami 22, Cincinnati 20, 10/31/13)
2	games were won with a fake field goal/touchdown pass (Minnesota 22, Chi. Bears 16, 10/16/77; Cle. Browns 23, Minnesota 17, 12/17/89)
2	games were won with a kickoff-return TD (Chi. Bears 23, Detroit 17, 11/27/80; N.Y. Jets 37, Buffalo 31, 9/8/02)
2	games were won with a punt-return TD (Kansas City 29, S.D. Chargers 23, 10/9/95; Arizona 19, St.L. Rams 13, 11/6/11)
1	game was won with a fake field goal/touchdown run (L.A. Rams 27, Minnesota 21, 12/2/79)
1	game was won with a TD return of a blocked FG attempt (Denver 30, S.D. Chargers 24, 11/17/85)
1	game was won with a TD return by kicker, who recovered his own blocked FG attempt (Green Bay 12, Chi. Bears 6, 9/7/80)
1	game was won with a TD return by kicking team after blocked FG attempt (Philadelphia 23, N.Y. Giants 17, 11/20/88)

1	game was won with a TD return of a blocked punt (Arizona 30, Dal. Cowboys 24, 10/12/08)
27	ended tied

*Note: The 87 games won with TD passes include the two won on fake FG attempts; the 49 games won with TD runs include the one won on fake FG attempt.*

### OVERTIME RECORDS (REGULAR SEASON)

#### Longest Touchdown Pass

99 Yards	— Ron Jaworski to Mike Quick, Philadelphia 23, Atlanta 17 (11/10/85)
87 Yards	— Teddy Bridgewater to Jarius Wright, Minnesota 30, N.Y. Jets 24 (12/7/14)
82 Yards	— Tom Brady to Troy Brown, New England 19, Miami 13 (10/19/03); Brett Favre to Greg Jennings, Green Bay 19, Denver 13 (10/29/07)
80 Yards	— Drew Brees to C.J. Spiller, New Orleans 26, Dal. Cowboys 20 (10/4/15)
76 Yards	— Troy Aikman to Raghib Ismail, Dal. Cowboys 41, Washington 35 (9/12/99)

#### Longest Touchdown Run

96 Yards	— Garrison Hearst, San Francisco 36, N.Y. Jets 30 (9/6/98)
60 Yards	— Herschel Walker, Dal. Cowboys 23, New England 17 (11/15/87)
50 Yards	— Rashard Mendenhall, Pittsburgh 15, Atlanta 9 (9/12/10)

#### Longest Field Goal

59 Yards	— Chandler Catanzaro, Tampa Bay 26, Cle. Browns 23 (10/21/18)
58 Yards	— Harrison Butker, Kansas City 23, L.A. Chargers 20 (9/20/20)
57 Yards	— Sebastian Janikowski, Oak. Raiders 16, N.Y. Jets 13 (10/19/08)

#### Longest Touchdown Plays

99 Yards	— (Pass) Ron Jaworski to Mike Quick, Philadelphia 23, Atlanta 17 (11/10/85)
99 Yards	— (Punt return) Patrick Peterson, Arizona 19, St.L. Rams 13 (11/6/11)
96 Yards	— (Run) Garrison Hearst, San Francisco 36, N.Y. Jets 30 (9/6/98)
96 Yards	— (Kickoff return) Chad Morton, N.Y. Jets 37, Buffalo 31 (9/8/02)
95 Yards	— (Kickoff return) Dave Williams, Chi. Bears 23, Detroit 17 (11/27/80)

## OVERTIME PROCEDURES

### MODIFIED SUDDEN-DEATH OVERTIME

For the 2010 postseason, the NFL installed a modified sudden-death system to determine the winner when the score is tied at the end of regulation. In 2012, the system was expanded to cover all NFL games, including regular-season and preseason games. In 2022, the system was expanded for postseason games only to allow each team the opportunity to possess the ball.

Modified sudden death guarantees each team a possession or the opportunity to possess, unless the team that receives the opening kickoff scores a touchdown on its initial possession.

#### Key Definitions

**Possession:** Actual possession of the ball with complete control. The defense gains possession when it catches, intercepts, or recovers a loose ball.

**Opportunity to possess:** The opportunity to possess occurs only during kicking plays. A kickoff is an opportunity to possess for the receiving team. If the kicking team legally recovers the kick, the receiving team is considered to have had its opportunity. A punt or a field goal that crosses the line of scrimmage and is muffed by the receiving team is considered to be an opportunity to possess for the receivers. Normal touching rules by the kicking team apply.

### REGULAR SEASON

At the end of regulation time, the Referee will immediately toss coin at the center of the field in accordance with rules pertaining to the usual pregame toss. The captain of the visiting team will call the toss prior to the coin being flipped.

Following a three-minute intermission after the end of the regulation game, there shall be a maximum of one **10-minute** period. Each team must possess or have the opportunity to possess the ball unless the team that has the ball first scores a touchdown on its initial possession. Play continues in sudden death until a winner is determined, and the game automatically ends upon any score (by safety, field goal, or touchdown) or when a score is awarded by Referee for a palpably unfair act. If a touchdown is scored, the game is over, and the Try is not attempted. Each team shall be entitled to two timeouts, and if there is an excess timeout, the usual rules shall apply. Disqualified players are not allowed to return.

If the score is tied at the end of a 10-minute overtime period, the game shall result in a tie.

**Instant Replay:** No challenges. Reviews to be initiated by the replay official.

### POSTSEASON

At the end of regulation time, the Referee will immediately toss coin at the center of the field in accordance with rules pertaining to the usual pregame toss. The captain of the visiting team will call the toss prior to the coin being flipped.

Following a three-minute intermission after the end of the regulation game, play will be continued in **15-minute** periods until a winner is declared.

Both teams must have the opportunity to possess the ball at least once during the extra period, unless the team kicking off to start the overtime period scores a safety on the receiving team's initial possession, in which case the team that kicked off is the winner. If the team that possesses the ball first does not score on its initial possession, or if the score is tied after each team has had its opportunity to possess the ball, the team next scoring by any method shall be the winner.

If the score is tied at the end of a 15-minute overtime period, or if the second team's initial possession has not ended, another overtime period will begin, and play will continue, regardless of how many 15-minute periods are necessary. Each team has three timeouts per half and all general timing provisions apply as during a regular game. Disqualified players are not allowed to return.

**Instant Replay:** No challenges. Reviews to be initiated by the replay official.

## INSIDE THE NUMBERS

### ALL-TIME REGULAR-SEASON RECORDS OF CURRENT NFL TEAMS

#### AFC

##### BALTIMORE RAVENS

Season	All Games			Home Games			Road Games		
	W	L	T	W	L	T	W	L	T
1996	4	12		4	4		0	8	
1997	6	9	1	3	4	1	3	5	
1998	6	10		4	4		2	6	
1999	8	8		4	4		4	4	
2000	12	4		6	2		6	2	
2001	10	6		6	2		4	4	
2002	7	9		4	4		3	5	
2003	10	6		7	1		3	5	
2004	9	7		6	2		3	5	
2005	6	10		6	2		0	8	
2006	13	3		7	1		6	2	
2007	5	11		4	4		1	7	
2008	11	5		6	2		5	3	
2009	9	7		6	2		3	5	
2010	12	4		7	1		5	3	
2011	12	4		8	0		4	4	
2012	10	6		6	2		4	4	
2013	8	8		6	2		2	6	
2014	10	6		6	2		4	4	
2015	5	11		3	5		2	6	
2016	8	8		6	2		2	6	
2017	9	7		5	3		4	4	
2018	10	6		6	2		4	4	
2019	14	2		7	1		7	1	
2020	11	5		5	3		6	2	
2021	8	9		5	4		3	5	
	233	183	1	143	65	1	90	118	0

##### BUFFALO BILLS

Season	All Games			Home Games			Road Games		
	W	L	T	W	L	T	W	L	T
1960	5	8	1	3	4		2	4	1
1961	6	8		2	5		4	3	
1962	7	6	1	3	3	1	4	3	
1963	7	6	1	4	2	1	3	4	
1964	12	2		6	1		6	1	
1965	10	3	1	5	2		5	1	1
1966	9	4	1	4	2	1	5	2	
1967	4	10		2	5		2	5	
1968	1	12	1	1	6		0	6	1
1969	4	10		4	3		0	7	
1970	3	10	1	1	6		2	4	1
1971	1	13		1	6		0	7	
1972	4	9	1	2	4	1	2	5	
1973	9	5		5	2		4	3	
1974	9	5		5	2		4	3	
1975	8	6		3	4		5	2	
1976	2	12		1	6		1	6	
1977	3	11		1	6		2	5	
1978	5	11		4	4		1	7	
1979	7	9		3	5		4	4	
1980	11	5		6	2		5	3	
1981	10	6		7	1		3	5	
1982	4	5		4	1		0	4	
1983	8	8		3	5		5	3	
1984	2	14		2	6		0	8	
1985	2	14		2	6		0	8	
1986	4	12		3	5		1	7	
1987	7	8		4	4		3	4	
1988	12	4		8	0		4	4	
1989	9	7		6	2		3	5	
1990	13	3		8	0		5	3	
1991	13	3		7	1		6	2	
1992	11	5		6	2		5	3	
1993	12	4		6	2		6	2	
1994	7	9		4	4		3	5	

Season	All Games			Home Games			Road Games		
	W	L	T	W	L	T	W	L	T
1995	10	6		6	2		4	4	
1996	10	6		7	1		3	5	
1997	6	10		4	4		2	6	
1998	10	6		6	2		4	4	
1999	11	5		6	2		5	3	
2000	8	8		5	3		3	5	
2001	3	13		1	7		2	6	
2002	8	8		5	3		3	5	
2003	6	10		4	4		2	6	
2004	9	7		5	3		4	4	
2005	5	11		4	4		1	7	
2006	7	9		4	4		3	5	
2007	7	9		4	4		3	5	
2008	7	9		3	5		4	4	
2009	6	10		3	5		3	5	
2010	4	12		2	6		2	6	
2011	6	10		5	3		1	7	
2012	6	10		4	4		2	6	
2013	6	10		4	4		2	6	
2014	9	7		5	3		4	4	
2015	8	8		5	3		3	5	
2016	7	9		4	4		3	5	
2017	9	7		6	2		3	5	
2018	6	10		4	4		2	6	
2019	10	6		4	4		6	2	
2020	13	3		7	1		6	2	
2021	11	6		6	3		5	3	
	449	492	8	259	213	4	190	279	4

#### CINCINNATI BENGALS

Season	All Games			Home Games			Road Games		
	W	L	T	W	L	T	W	L	T
1968	3	11		2	5		1	6	
1969	4	9	1	4	3		0	6	1
1970	8	6		5	2		3	4	
1971	4	10		3	4		1	6	
1972	8	6		4	3		4	3	
1973	10	4		7	0		3	4	
1974	7	7		4	3		3	4	
1975	11	3		6	1		5	2	
1976	10	4		6	1		4	3	
1977	8	6		5	2		3	4	
1978	4	12		3	5		1	7	
1979	4	12		4	4		0	8	
1980	6	10		3	5		3	5	
1981	12	4		6	2		6	2	
1982	7	2		4	0		3	2	
1983	7	9		4	4		3	5	
1984	8	8		5	3		3	5	
1985	7	9		5	3		2	6	
1986	10	6		6	2		4	4	
1987	4	11		1	7		3	4	
1988	12	4		8	0		4	4	
1989	8	8		5	3		3	5	
1990	9	7		5	3		4	4	
1991	3	13		3	5		0	8	
1992	5	11		3	5		2	6	
1993	3	13		3	5		0	8	
1994	3	13		2	6		1	7	
1995	7	9		3	5		4	4	
1996	8	8		6	2		2	6	
1997	7	9		6	2		1	7	
1998	3	13		1	7		2	6	
1999	4	12		2	6		2	6	
2000	4	12		3	5		1	7	
2001	6	10		4	4		2	6	
2002	2	14		1	7		1	7	
2003	8	8		5	3		3	5	
2004	8	8		5	3		3	5	
2005	11	5		5	3		6	2	
2006	8	8		4	4		4	4	

## INSIDE THE NUMBERS

Season	All Games			Home Games			Road Games		
	W	L	T	W	L	T	W	L	T
2007	7	9		5	3		2	6	
2008	4	11	1	3	4	1	1	7	
2009	10	6		6	2		4	4	
2010	4	12		3	5		1	7	
2011	9	7		4	4		5	3	
2012	10	6		4	4		6	2	
2013	11	5		8	0		3	5	
2014	10	5	1	5	2	1	5	3	
2015	12	4		6	2		6	2	
2016	6	9	1	4	3	1	2	6	
2017	7	9		4	4		3	5	
2018	6	10		4	4		2	6	
2019	2	14		2	6		0	8	
2020	4	11	1	3	5		1	6	1
2021	10	7		5	4		5	3	
<b>TOTAL</b>	<b>373</b>	<b>459</b>	<b>5</b>	<b>227</b>	<b>189</b>	<b>3</b>	<b>146</b>	<b>270</b>	<b>2</b>

### CLEVELAND BROWNS\*

Season	All Games			Home Games			Road Games		
	W	L	T	W	L	T	W	L	T
1950	10	2		5	1		5	1	
1951	11	1		6	0		5	1	
1952	8	4		4	2		4	2	
1953	11	1		6	0		5	1	
1954	9	3		5	1		4	2	
1955	9	2	1	5	1		4	1	1
1956	5	7		1	5		4	2	
1957	9	2	1	6	0		3	2	1
1958	9	3		4	2		5	1	
1959	7	5		3	3		4	2	
1960	8	3	1	4	2		4	1	1
1961	8	5	1	4	3		4	2	1
1962	7	6	1	4	2	1	3	4	
1963	10	4		5	2		5	2	
1964	10	3	1	5	1	1	5	2	
1965	11	3		5	2		6	1	
1966	9	5		5	2		4	3	
1967	9	5		6	1		3	4	
1968	10	4		5	2		5	2	
1969	10	3	1	5	1	1	5	2	
1970	7	7		4	3		3	4	
1971	9	5		4	3		5	2	
1972	10	4		4	3		6	1	
1973	7	5	2	5	1	1	2	4	1
1974	4	10		3	4		1	6	
1975	3	11		3	4		0	7	
1976	9	5		6	1		3	4	
1977	6	8		2	5		4	3	
1978	8	8		5	3		3	5	
1979	9	7		5	3		4	4	
1980	11	5		6	2		5	3	
1981	5	11		3	5		2	6	
1982	4	5		2	2		2	3	
1983	9	7		6	2		3	5	
1984	5	11		2	6		3	5	
1985	8	8		5	3		3	5	
1986	12	4		6	2		6	2	
1987	10	5		5	2		5	3	
1988	10	6		6	2		4	4	
1989	9	6	1	5	2	1	4	4	
1990	3	13		2	6		1	7	
1991	6	10		3	5		3	5	
1992	7	9		4	4		3	5	
1993	7	9		4	4		3	5	
1994	11	5		6	2		5	3	
1995	5	11		3	5		2	6	
1999	2	14		0	8		2	6	
2000	3	13		2	6		1	7	
2001	7	9		4	4		3	5	
2002	9	7		3	5		6	2	
2003	5	11		2	6		3	5	

Season	All Games			Home Games			Road Games		
	W	L	T	W	L	T	W	L	T
2004	4	12		3	5		1	7	
2005	6	10		4	4		2	6	
2006	4	12		2	6		2	6	
2007	10	6		7	1		3	5	
2008	4	12		1	7		3	5	
2009	5	11		3	5		2	6	
2010	5	11		3	5		2	6	
2011	4	12		3	5		1	7	
2012	5	11		4	4		1	7	
2013	4	12		3	5		1	7	
2014	7	9		4	4		3	5	
2015	3	13		2	6		1	7	
2016	1	15		1	7		0	8	
2017	0	16		0	8		0	8	
2018	7	8	1	5	2	1	2	6	
2019	6	10		4	4		2	6	
2020	11	5		6	2		5	3	
2021	8	9		6	3		2	6	
<b>TOTAL</b>	<b>494</b>	<b>514</b>	<b>11</b>	<b>274</b>	<b>229</b>	<b>6</b>	<b>220</b>	<b>285</b>	<b>5</b>

\*Did not play from 1996-98.

### DENVER BRONCOS

Season	All Games			Home Games			Road Games		
	W	L	T	W	L	T	W	L	T
1960	4	9	1	2	4	1	2	5	
1961	3	11		2	5		1	6	
1962	7	7		3	4		4	3	
1963	2	11	1	2	5		0	6	1
1964	2	11	1	2	4	1	0	7	
1965	4	10		2	5		2	5	
1966	4	10		3	4		1	6	
1967	3	11		1	6		2	5	
1968	5	9		3	4		2	5	
1969	5	8	1	4	2	1	1	6	
1970	5	8	1	3	3	1	2	5	
1971	4	9	1	2	4	1	2	5	
1972	5	9		3	4		2	5	
1973	7	5	2	3	3	1	4	2	1
1974	7	6	1	3	3	1	4	3	
1975	6	8		5	2		1	6	
1976	9	5		6	1		3	4	
1977	12	2		6	1		6	1	
1978	10	6		6	2		4	4	
1979	10	6		6	2		4	4	
1980	8	8		4	4		4	4	
1981	10	6		8	0		2	6	
1982	2	7		1	4		1	3	
1983	9	7		6	2		3	5	
1984	13	3		7	1		6	2	
1985	11	5		6	2		5	3	
1986	11	5		7	1		4	4	
1987	10	4	1	7	1		3	3	1
1988	8	8		6	2		2	6	
1989	11	5		6	2		5	3	
1990	5	11		4	4		1	7	
1991	12	4		7	1		5	3	
1992	8	8		7	1		1	7	
1993	9	7		5	3		4	4	
1994	7	9		4	4		3	5	
1995	8	8		6	2		2	6	
1996	13	3		8	0		5	3	
1997	12	4		8	0		4	4	
1998	14	2		8	0		6	2	
1999	6	10		3	5		3	5	
2000	11	5		6	2		5	3	
2001	8	8		6	2		2	6	
2002	9	7		5	3		4	4	
2003	10	6		6	2		4	4	
2004	10	6		6	2		4	4	
2005	13	3		8	0		5	3	
2006	9	7		4	4		5	3	

## INSIDE THE NUMBERS

Season	All Games			Home Games			Road Games		
	W	L	T	W	L	T	W	L	T
2007	7	9		5	3		2	6	
2008	8	8		4	4		4	4	
2009	8	8		4	4		4	4	
2010	4	12		3	5		1	7	
2011	8	8		3	5		5	3	
2012	13	3		7	1		6	2	
2013	13	3		7	1		6	2	
2014	12	4		8	0		4	4	
2015	12	4		6	2		6	2	
2016	9	7		5	3		4	4	
2017	5	11		4	4		1	7	
2018	6	10		3	5		3	5	
2019	7	9		5	3		2	6	
2020	5	11		2	6		3	5	
2021	7	10		4	5		3	5	
	495	444	10	296	173	7	199	271	3

### HOUSTON TEXANS

Season	All Games			Home Games			Road Games		
	W	L	T	W	L	T	W	L	T
2002	4	12		2	6		2	6	
2003	5	11		3	5		2	6	
2004	7	9		3	5		4	4	
2005	2	14		2	6		0	8	
2006	6	10		4	4		2	6	
2007	8	8		6	2		2	6	
2008	8	8		6	2		2	6	
2009	9	7		4	4		5	3	
2010	6	10		4	4		2	6	
2011	10	6		5	3		5	3	
2012	12	4		6	2		6	2	
2013	2	14		1	7		1	7	
2014	9	7		5	3		4	4	
2015	9	7		5	3		4	4	
2016	9	7		7	1		2	6	
2017	4	12		3	5		1	7	
2018	11	5		6	2		5	3	
2019	10	6		5	3		5	3	
2020	4	12		2	6		2	6	
2021	4	13		2	7		2	6	
	139	182		81	80		58	102	

### INDIANAPOLIS COLTS\*

Season	All Games			Home Games			Road Games		
	W	L	T	W	L	T	W	L	T
1953	3	9		2	4		1	5	
1954	3	9		2	4		1	5	
1955	5	6	1	4	1	1	1	5	
1956	5	7		4	2		1	5	
1957	7	5		4	2		3	3	
1958	9	3		6	0		3	3	
1959	9	3		4	2		5	1	
1960	6	6		4	2		2	4	
1961	8	6		5	2		3	4	
1962	7	7		3	4		4	3	
1963	8	6		4	3		4	3	
1964	12	2		7	1		5	1	
1965	10	3	1	5	2		5	1	1
1966	9	5		5	2		4	3	
1967	11	1	2	6	0	1	5	1	1
1968	13	1		6	1		7	0	
1969	8	5	1	4	2	1	4	3	
1970	11	2	1	5	1	1	6	1	
1971	10	4		5	2		5	2	
1972	5	9		2	5		3	4	
1973	4	10		3	4		1	6	
1974	2	12		0	7		2	5	
1975	10	4		5	2		5	2	
1976	11	3		6	1		5	2	
1977	10	4		6	1		4	3	
1978	5	11		2	6		3	5	

Season	All Games			Home Games			Road Games		
	W	L	T	W	L	T	W	L	T
1979	5	11		3	5		2	6	
1980	7	9		2	6		5	3	
1981	2	14		1	7		1	7	
1982	0	8	1	0	3	1	0	5	
1983	7	9		3	5		4	4	
1984	4	12		2	6		2	6	
1985	5	11		4	4		1	7	
1986	3	13		1	7		2	6	
1987	9	6		4	4		5	2	
1988	9	7		6	2		3	5	
1989	8	8		6	2		2	6	
1990	7	9		3	5		4	4	
1991	1	15		0	8		1	7	
1992	9	7		4	4		5	3	
1993	4	12		2	6		2	6	
1994	8	8		5	3		3	5	
1995	9	7		5	3		4	4	
1996	9	7		6	2		3	5	
1997	3	13		2	6		1	7	
1998	3	13		3	5		0	8	
1999	13	3		7	1		6	2	
2000	10	6		6	2		4	4	
2001	6	10		3	5		3	5	
2002	10	6		5	3		5	3	
2003	12	4		5	3		7	1	
2004	12	4		7	1		5	3	
2005	14	2		7	1		7	1	
2006	12	4		8	0		4	4	
2007	13	3		6	2		7	1	
2008	12	4		6	2		6	2	
2009	14	2		7	1		7	1	
2010	10	6		6	2		4	4	
2011	2	14		2	6		0	8	
2012	11	5		7	1		4	4	
2013	11	5		6	2		5	3	
2014	11	5		6	2		5	3	
2015	8	8		4	4		4	4	
2016	8	8		4	4		4	4	
2017	4	12		3	5		1	7	
2018	10	6		6	2		4	4	
2019	7	9		5	3		2	6	
2020	11	5		6	2		5	3	
2021	9	8		4	5		5	3	
	543	481	7	297	215	5	246	266	2

\*includes Baltimore Colts (1953-83).

### JACKSONVILLE JAGUARS

Season	All Games			Home Games			Road Games		
	W	L	T	W	L	T	W	L	T
1995	4	12		2	6		2	6	
1996	9	7		7	1		2	6	
1997	11	5		7	1		4	4	
1998	11	5		7	1		4	4	
1999	14	2		7	1		7	1	
2000	7	9		4	4		3	5	
2001	6	10		3	5		3	5	
2002	6	10		3	5		3	5	
2003	5	11		5	3		0	8	
2004	9	7		4	4		5	3	
2005	12	4		6	2		6	2	
2006	8	8		6	2		2	6	
2007	11	5		6	2		5	3	
2008	5	11		2	6		3	5	
2009	7	9		5	3		2	6	
2010	8	8		5	3		3	5	
2011	5	11		4	4		1	7	
2012	2	14		1	7		1	7	
2013	4	12		1	7		3	5	
2014	3	13		3	5		0	8	
2015	5	11		4	4		1	7	
2016	3	13		2	6		1	7	

## INSIDE THE NUMBERS

Season	All Games			Home Games			Road Games		
	W	L	T	W	L	T	W	L	T
2017	10	6		6	2		4	4	
2018	5	11		3	5		2	6	
2019	6	10		3	5		3	5	
2020	1	15		1	7		0	8	
2021	3	14		3	6		0	8	
	<b>180</b>	<b>253</b>		<b>110</b>	<b>107</b>		<b>70</b>	<b>146</b>	

### KANSAS CITY CHIEFS\*

Season	All Games			Home Games			Road Games		
	W	L	T	W	L	T	W	L	T
1960	8	6		5	2		3	4	
1961	6	8		4	3		2	5	
1962	11	3		6	1		5	2	
1963	5	7	2	4	3		1	4	2
1964	7	7		4	3		3	4	
1965	7	5	2	5	2		2	3	2
1966	11	2	1	4	2	1	7	0	
1967	9	5		4	3		5	2	
1968	12	2		6	1		6	1	
1969	11	3		6	1		5	2	
1970	7	5	2	4	1	2	3	4	
1971	10	3	1	7	0		3	3	1
1972	8	6		3	4		5	2	
1973	7	5	2	5	1	1	2	4	1
1974	5	9		1	6		4	3	
1975	5	9		3	4		2	5	
1976	5	9		1	6		4	3	
1977	2	12		1	6		1	6	
1978	4	12		3	5		1	7	
1979	7	9		3	5		4	4	
1980	8	8		3	5		5	3	
1981	9	7		5	3		4	4	
1982	3	6		2	2		1	4	
1983	6	10		5	3		1	7	
1984	8	8		5	3		3	5	
1985	6	10		5	3		1	7	
1986	10	6		6	2		4	4	
1987	4	11		3	4		1	7	
1988	4	11	1	4	4		0	7	1
1989	8	7	1	5	3		3	4	1
1990	11	5		6	2		5	3	
1991	10	6		6	2		4	4	
1992	10	6		7	1		3	5	
1993	11	5		7	1		4	4	
1994	9	7		5	3		4	4	
1995	13	3		8	0		5	3	
1996	9	7		5	3		4	4	
1997	13	3		8	0		5	3	
1998	7	9		5	3		2	6	
1999	9	7		6	2		3	5	
2000	7	9		5	3		2	6	
2001	6	10		3	5		3	5	
2002	8	8		6	2		2	6	
2003	13	3		8	0		5	3	
2004	7	9		4	4		3	5	
2005	10	6		7	1		3	5	
2006	9	7		6	2		3	5	
2007	4	12		2	6		2	6	
2008	2	14		1	7		1	7	
2009	4	12		1	7		3	5	
2010	10	6		7	1		3	5	
2011	7	9		3	5		4	4	
2012	2	14		1	7		1	7	
2013	11	5		5	3		6	2	
2014	9	7		6	2		3	5	
2015	11	5		6	2		5	3	
2016	12	4		6	2		6	2	
2017	10	6		6	2		4	4	
2018	12	4		7	1		5	3	
2019	12	4		5	3		7	1	
2020	14	2		6	2		8	0	

Season	All Games			Home Games			Road Games		
	W	L	T	W	L	T	W	L	T
2021	12	5		7	2		5	3	
	<b>507</b>	<b>430</b>	<b>12</b>	<b>293</b>	<b>177</b>	<b>4</b>	<b>214</b>	<b>253</b>	<b>8</b>

\*includes Dallas Texans (1960-62).

### LAS VEGAS RAIDERS\*

Season	All Games			Home Games			Road Games		
	W	L	T	W	L	T	W	L	T
1960	6	8		3	4		3	4	
1961	2	12		1	6		1	6	
1962	1	13		1	6		0	7	
1963	10	4		6	1		4	3	
1964	5	7	2	5	2		0	5	2
1965	8	5	1	5	2		3	3	1
1966	8	5	1	3	3	1	5	2	
1967	13	1		7	0		6	1	
1968	12	2		6	1		6	1	
1969	12	1	1	7	0		5	1	1
1970	8	4	2	6	1		2	3	2
1971	8	4	2	5	1	1	3	3	1
1972	10	3	1	5	1	1	5	2	
1973	9	4	1	5	2		4	2	1
1974	12	2		6	1		6	1	
1975	11	3		6	1		5	2	
1976	13	1		7	0		6	1	
1977	11	3		6	1		5	2	
1978	9	7		4	4		5	3	
1979	9	7		6	2		3	5	
1980	11	5		6	2		5	3	
1981	7	9		4	4		3	5	
1982	8	1		4	0		4	1	
1983	12	4		6	2		6	2	
1984	11	5		6	2		5	3	
1985	12	4		7	1		5	3	
1986	8	8		3	5		5	3	
1987	5	10		3	5		2	5	
1988	7	9		3	5		4	4	
1989	8	8		7	1		1	7	
1990	12	4		6	2		6	2	
1991	9	7		5	3		4	4	
1992	7	9		5	3		2	6	
1993	10	6		5	3		5	3	
1994	9	7		4	4		5	3	
1995	8	8		4	4		4	4	
1996	7	9		4	4		3	5	
1997	4	12		2	6		2	6	
1998	8	8		4	4		4	4	
1999	8	8		5	3		3	5	
2000	12	4		7	1		5	3	
2001	10	6		5	3		5	3	
2002	11	5		6	2		5	3	
2003	4	12		4	4		0	8	
2004	5	11		3	5		2	6	
2005	4	12		2	6		2	6	
2006	2	14		2	6		0	8	
2007	4	12		2	6		2	6	
2008	5	11		2	6		3	5	
2009	5	11		2	6		3	5	
2010	8	8		5	3		3	5	
2011	8	8		3	5		5	3	
2012	4	12		3	5		1	7	
2013	4	12		3	5		1	7	
2014	3	13		3	5		0	8	
2015	7	9		3	5		4	4	
2016	12	4		6	2		6	2	
2017	6	10		4	4		2	6	
2018	4	12		3	5		1	7	
2019	7	9		5	3		2	6	
2020	8	8		2	6		6	2	
2021	10	7		5	4		5	3	
	<b>491</b>	<b>447</b>	<b>11</b>	<b>273</b>	<b>199</b>	<b>3</b>	<b>218</b>	<b>248</b>	<b>8</b>

\*includes Oakland (1960-81, 1995-2019) and L.A. Raiders (1982-94).



## INSIDE THE NUMBERS

### LOS ANGELES CHARGERS\*

Season	All Games			Home Games		Road Games			
	W	L	T	W	L	T	W	L	T
1960	10	4		5	2		5	2	
1961	12	2		6	1		6	1	
1962	4	10		3	4		1	6	
1963	11	3		6	1		5	2	
1964	8	5	1	4	3		4	2	1
1965	9	2	3	4	1	2	5	1	1
1966	7	6	1	5	2		2	4	1
1967	8	5	1	5	2	1	3	3	
1968	9	5		4	3		5	2	
1969	8	6		5	2		3	4	
1970	5	6	3	2	3	2	3	3	1
1971	6	8		6	1		0	7	
1972	4	9	1	2	5		2	4	1
1973	2	11	1	2	5		0	6	1
1974	5	9		3	4		2	5	
1975	2	12		1	6		1	6	
1976	6	8		3	4		3	4	
1977	7	7		3	4		4	3	
1978	9	7		5	3		4	4	
1979	12	4		7	1		5	3	
1980	11	5		6	2		5	3	
1981	10	6		5	3		5	3	
1982	6	3		3	1		3	2	
1983	6	10		4	4		2	6	
1984	7	9		4	4		3	5	
1985	8	8		6	2		2	6	
1986	4	12		2	6		2	6	
1987	8	7		4	3		4	4	
1988	6	10		3	5		3	5	
1989	6	10		4	4		2	6	
1990	6	10		3	5		3	5	
1991	4	12		3	5		1	7	
1992	11	5		6	2		5	3	
1993	8	8		4	4		4	4	
1994	11	5		5	3		6	2	
1995	9	7		5	3		4	4	
1996	8	8		5	3		3	5	
1997	4	12		2	6		2	6	
1998	5	11		4	4		1	7	
1999	8	8		4	4		4	4	
2000	1	15		1	7		0	8	
2001	5	11		4	4		1	7	
2002	8	8		5	3		3	5	
2003	4	12		2	6		2	6	
2004	12	4		7	1		5	3	
2005	9	7		4	4		5	3	
2006	14	2		8	0		6	2	
2007	11	5		7	1		4	4	
2008	8	8		5	3		3	5	
2009	13	3		6	2		7	1	
2010	9	7		6	2		3	5	
2011	8	8		5	3		3	5	
2012	7	9		3	5		4	4	
2013	9	7		5	3		4	4	
2014	9	7		5	3		4	4	
2015	4	12		3	5		1	7	
2016	5	11		3	5		2	6	
2017	9	7		5	3		4	4	
2018	12	4		5	3		7	1	
2019	5	11		2	6		3	5	
2020	7	9		4	4		3	5	
2021	9	8		5	4		4	4	
<b>Total</b>	<b>468</b>	<b>470</b>	<b>11</b>	<b>263</b>	<b>207</b>	<b>5</b>	<b>205</b>	<b>263</b>	<b>6</b>

\*includes San Diego Chargers (1961-2016).

### MIAMI DOLPHINS

Season	All Games			Home Games		Road Games			
	W	L	T	W	L	T	W	L	T
1966	3	11		2	5		1	6	
1967	4	10		4	3		0	7	

Season	All Games			Home Games			Road Games		
	W	L	T	W	L	T	W	L	T
1968	5	8	1	1	5	1	4	3	
1969	3	10	1	2	4	1	1	6	
1970	10	4		6	1		4	3	
1971	10	3	1	6	1		4	2	1
1972	14	0		7	0		7	0	
1973	12	2		7	0		5	2	
1974	11	3		7	0		4	3	
1975	10	4		5	2		5	2	
1976	6	8		3	4		3	4	
1977	10	4		6	1		4	3	
1978	11	5		7	1		4	4	
1979	10	6		6	2		4	4	
1980	8	8		5	3		3	5	
1981	11	4	1	6	1	1	5	3	
1982	7	2		4	0		3	2	
1983	12	4		7	1		5	3	
1984	14	2		7	1		7	1	
1985	12	4		8	0		4	4	
1986	8	8		4	4		4	4	
1987	8	7		4	3		4	4	
1988	6	10		4	4		2	6	
1989	8	8		4	4		4	4	
1990	12	4		7	1		5	3	
1991	8	8		5	3		3	5	
1992	11	5		6	2		5	3	
1993	9	7		4	4		5	3	
1994	10	6		6	2		4	4	
1995	9	7		5	3		4	4	
1996	8	8		4	4		4	4	
1997	9	7		6	2		3	5	
1998	10	6		7	1		3	5	
1999	9	7		5	3		4	4	
2000	11	5		5	3		6	2	
2001	11	5		7	1		4	4	
2002	9	7		7	1		2	6	
2003	10	6		4	4		6	2	
2004	4	12		3	5		1	7	
2005	9	7		5	3		4	4	
2006	6	10		4	4		2	6	
2007	1	15		1	7		0	8	
2008	11	5		5	3		6	2	
2009	7	9		4	4		3	5	
2010	7	9		1	7		6	2	
2011	6	10		4	4		2	6	
2012	7	9		5	3		2	6	
2013	8	8		4	4		4	4	
2014	8	8		4	4		4	4	
2015	6	10		3	5		3	5	
2016	10	6		6	2		4	4	
2017	6	10		4	4		2	6	
2018	7	9		6	2		1	7	
2019	5	11		3	5		2	6	
2020	10	6		5	3		5	3	
2021	9	8		6	3		3	5	
<b>Total</b>	<b>476</b>	<b>385</b>	<b>4</b>	<b>273</b>	<b>156</b>	<b>3</b>	<b>203</b>	<b>229</b>	<b>1</b>

### NEW ENGLAND PATRIOTS\*

Season	All Games			Home Games			Road Games		
	W	L	T	W	L	T	W	L	T
1960	5	9		3	4		2	5	
1961	9	4	1	4	2	1	5	2	
1962	9	4	1	6	1		3	3	1
1963	7	6	1	5	1	1	2	5	
1964	10	3	1	4	2	1	6	1	
1965	4	8	2	1	4	2	3	4	
1966	8	4	2	4	2	1	4	2	1
1967	3	10	1	2	4		1	6	1
1968	4	10		2	5		2	5	
1969	4	10		2	5		2	5	
1970	2	12		1	6		1	6	
1971	6	8		5	2		1	6	

## INSIDE THE NUMBERS

Season	All Games			Home Games			Road Games		
	W	L	T	W	L	T	W	L	T
1972	3	11		2	5		1	6	
1973	5	9		3	4		2	5	
1974	7	7		3	4		4	3	
1975	3	11		2	5		1	6	
1976	11	3		6	1		5	2	
1977	9	5		6	1		3	4	
1978	11	5		5	3		6	2	
1979	9	7		6	2		3	5	
1980	10	6		6	2		4	4	
1981	2	14		2	6		0	8	
1982	5	4		3	1		2	3	
1983	8	8		5	3		3	5	
1984	9	7		5	3		4	4	
1985	11	5		7	1		4	4	
1986	11	5		4	4		7	1	
1987	8	7		5	3		3	4	
1988	9	7		7	1		2	6	
1989	5	11		3	5		2	6	
1990	1	15		0	8		1	7	
1991	6	10		4	4		2	6	
1992	2	14		1	7		1	7	
1993	5	11		3	5		2	6	
1994	10	6		5	3		5	3	
1995	6	10		3	5		3	5	
1996	11	5		6	2		5	3	
1997	10	6		6	2		4	4	
1998	9	7		6	2		3	5	
1999	8	8		5	3		3	5	
2000	5	11		3	5		2	6	
2001	11	5		6	2		5	3	
2002	9	7		5	3		4	4	
2003	14	2		8	0		6	2	
2004	14	2		8	0		6	2	
2005	10	6		5	3		5	3	
2006	12	4		5	3		7	1	
2007	16	0		8	0		8	0	
2008	11	5		5	3		6	2	
2009	10	6		8	0		2	6	
2010	14	2		8	0		6	2	
2011	13	3		7	1		6	2	
2012	12	4		6	2		6	2	
2013	12	4		8	0		4	4	
2014	12	4		7	1		5	3	
2015	12	4		7	1		5	3	
2016	14	2		6	2		8	0	
2017	13	3		6	2		7	1	
2018	11	5		8	0		3	5	
2019	12	4		6	2		6	2	
2020	7	9		5	3		2	6	
2021	10	7		4	5		6	2	
	<b>529</b>	<b>411</b>	<b>9</b>	<b>297</b>	<b>171</b>	<b>6</b>	<b>232</b>	<b>240</b>	<b>3</b>

\*includes Boston Patriots (1960-70).

### NEW YORK JETS\*

Season	All Games			Home Games			Road Games		
	W	L	T	W	L	T	W	L	T
1960	7	7		3	4		4	3	
1961	7	7		5	2		2	5	
1962	5	9		2	5		3	4	
1963	5	8	1	4	2	1	1	6	
1964	5	8	1	5	1	1	0	7	
1965	5	8	1	3	3	1	2	5	
1966	6	6	2	4	3		2	3	2
1967	8	5	1	4	2	1	4	3	
1968	11	3		6	1		5	2	
1969	10	4		5	2		5	2	
1970	4	10		2	5		2	5	
1971	6	8		4	3		2	5	
1972	7	7		4	3		3	4	
1973	4	10		2	4		2	6	
1974	7	7		3	4		4	3	

Season	All Games			Home Games			Road Games		
	W	L	T	W	L	T	W	L	T
1975	3	11		1	6		2	5	
1976	3	11		2	5		1	6	
1977	3	11		1	6		2	5	
1978	8	8		4	4		4	4	
1979	8	8		6	2		2	6	
1980	4	12		2	6		2	6	
1981	10	5	1	6	2		4	3	1
1982	6	3		3	1		3	2	
1983	7	9		2	6		5	3	
1984	7	9		3	5		4	4	
1985	11	5		7	1		4	4	
1986	10	6		5	3		5	3	
1987	6	9		4	4		2	5	
1988	8	7	1	5	2	1	3	5	
1989	4	12		1	7		3	5	
1990	6	10		3	5		3	5	
1991	8	8		4	4		4	4	
1992	4	12		3	5		1	7	
1993	8	8		3	5		5	3	
1994	6	10		4	4		2	6	
1995	3	13		2	6		1	7	
1996	1	15		0	8		1	7	
1997	9	7		5	3		4	4	
1998	12	4		7	1		5	3	
1999	8	8		4	4		4	4	
2000	9	7		5	3		4	4	
2001	10	6		3	5		7	1	
2002	9	7		5	3		4	4	
2003	6	10		4	4		2	6	
2004	10	6		6	2		4	4	
2005	4	12		4	4		0	8	
2006	10	6		4	4		6	2	
2007	4	12		3	5		1	7	
2008	9	7		5	3		4	4	
2009	9	7		4	4		5	3	
2010	11	5		5	3		6	2	
2011	8	8		6	2		2	6	
2012	6	10		3	5		3	5	
2013	8	8		6	2		2	6	
2014	4	12		2	6		2	6	
2015	10	6		6	2		4	4	
2016	5	11		2	6		3	5	
2017	5	11		4	4		1	7	
2018	4	12		2	6		2	6	
2019	7	9		5	3		2	6	
2020	2	14		1	7		1	7	
2021	4	13		3	6		1	7	
	<b>414</b>	<b>527</b>	<b>8</b>	<b>231</b>	<b>238</b>	<b>5</b>	<b>183</b>	<b>289</b>	<b>3</b>

\*includes New York Titans (1960-62).

### PITTSBURGH STEELERS\*

Season	All Games			Home Games			Road Games		
	W	L	T	W	L	T	W	L	T
1933	3	6	2	2	3		1	3	2
1934	2	10		1	5		1	5	
1935	4	8		2	5		2	3	
1936	6	6		4	1		2	5	
1937	4	7		2	4		2	3	
1938	2	9		0	5		2	4	
1939	1	9	1	1	4		0	5	1
1940	2	7	2	1	2	2	1	5	
1941	1	9	1	1	4		0	5	1
1942	7	4		3	2		4	2	
1945	2	8		1	4		1	4	
1946	5	5	1	4	1		1	4	1
1947	8	4		5	1		3	3	
1948	4	8		4	2		0	6	
1949	6	5	1	3	2	1	3	3	
1950	6	6		2	4		4	2	
1951	4	7	1	1	4	1	3	3	
1952	5	7		2	4		3	3	

## INSIDE THE NUMBERS

Season	All Games			Home Games			Road Games		
	W	L	T	W	L	T	W	L	T
1953	6	6		3	3		3	3	
1954	5	7		4	2		1	5	
1955	4	8		3	2		1	6	
1956	5	7		3	3		2	4	
1957	6	6		4	2		2	4	
1958	7	4	1	5	1		2	3	1
1959	6	5	1	3	2	1	3	3	
1960	5	6	1	4	2		1	4	1
1961	6	8		4	3		2	5	
1962	9	5		4	3		5	2	
1963	7	4	3	5	0	2	2	4	1
1964	5	9		2	5		3	4	
1965	2	12		1	6		1	6	
1966	5	8	1	3	3	1	2	5	
1967	4	9	1	1	6		3	3	1
1968	2	11	1	1	6		1	5	1
1969	1	13		1	6		0	7	
1970	5	9		4	3		1	6	
1971	6	8		5	2		1	6	
1972	11	3		7	0		4	3	
1973	10	4		7	1		3	3	
1974	10	3	1	5	2		5	1	1
1975	12	2		6	1		6	1	
1976	10	4		6	1		4	3	
1977	9	5		6	1		3	4	
1978	14	2		7	1		7	1	
1979	12	4		8	0		4	4	
1980	9	7		6	2		3	5	
1981	8	8		5	3		3	5	
1982	6	3		4	0		2	3	
1983	10	6		4	4		6	2	
1984	9	7		6	2		3	5	
1985	7	9		5	3		2	6	
1986	6	10		4	4		2	6	
1987	8	7		4	3		4	4	
1988	5	11		4	4		1	7	
1989	9	7		4	4		5	3	
1990	9	7		6	2		3	5	
1991	7	9		5	3		2	6	
1992	11	5		7	1		4	4	
1993	9	7		6	2		3	5	
1994	12	4		7	1		5	3	
1995	11	5		6	2		5	3	
1996	10	6		7	1		3	5	
1997	11	5		7	1		4	4	
1998	7	9		5	3		2	6	
1999	6	10		2	6		4	4	
2000	9	7		4	4		5	3	
2001	13	3		7	1		6	2	
2002	10	5	1	5	2	1	5	3	
2003	6	10		4	4		2	6	
2004	15	1		8	0		7	1	
2005	11	5		5	3		6	2	
2006	8	8		5	3		3	5	
2007	10	6		7	1		3	5	
2008	12	4		6	2		6	2	
2009	9	7		6	2		3	5	
2010	12	4		5	3		7	1	
2011	12	4		7	1		5	3	
2012	8	8		5	3		3	5	
2013	8	8		5	3		3	5	
2014	11	5		6	2		5	3	
2015	10	6		6	2		4	4	
2016	11	5		6	2		5	3	
2017	13	3		6	2		7	1	
2018	9	6	1	5	3		4	3	1
2019	8	8		5	3		3	5	
2020	12	4		7	1		5	3	
2021	9	7	1	6	2	1	3	5	
	<b>652</b>	<b>563</b>	<b>22</b>	<b>381</b>	<b>225</b>	<b>10</b>	<b>271</b>	<b>338</b>	<b>12</b>

*\*includes Pittsburgh Pirates (1933-39).*

Season	All Games			Home Games			Road Games		
	W	L	T	W	L	T	W	L	T
1960	10	4		6	1		4	3	
1961	10	3	1	6	1		4	2	1
1962	11	3		6	1		5	2	
1963	6	8		4	3		2	5	
1964	4	10		3	4		1	6	
1965	4	10		3	4		1	6	
1966	3	11		3	4		0	7	
1967	9	4	1	5	2		4	2	1
1968	7	7		3	4		4	3	
1969	6	6	2	4	2	1	2	4	1
1970	3	10	1	1	6		2	4	1
1971	4	9	1	3	3	1	1	6	
1972	1	13		1	6		0	7	
1973	1	13		0	7		1	6	
1974	7	7		3	4		4	3	
1975	10	4		5	2		5	2	
1976	5	9		3	4		2	5	
1977	8	6		5	2		3	4	
1978	10	6		5	3		5	3	
1979	11	5		6	2		5	3	
1980	11	5		6	2		5	3	
1981	7	9		5	3		2	6	
1982	1	8		1	4		0	4	
1983	2	14		2	6		0	8	
1984	3	13		2	6		1	7	
1985	5	11		4	4		1	7	
1986	5	11		4	4		1	7	
1987	9	6		5	2		4	4	
1988	10	6		7	1		3	5	
1989	9	7		6	2		3	5	
1990	9	7		6	2		3	5	
1991	11	5		7	1		4	4	
1992	10	6		5	3		5	3	
1993	12	4		7	1		5	3	
1994	2	14		2	6		0	8	
1995	7	9		3	5		4	4	
1996	8	8		2	6		6	2	
1997	8	8		6	2		2	6	
1998	8	8		3	5		5	3	
1999	13	3		8	0		5	3	
2000	13	3		7	1		6	2	
2001	7	9		3	5		4	4	
2002	11	5		6	2		5	3	
2003	12	4		7	1		5	3	
2004	5	11		2	6		3	5	
2005	4	12		3	5		1	7	
2006	8	8		4	4		4	4	
2007	10	6		5	3		5	3	
2008	13	3		7	1		6	2	
2009	8	8		5	3		3	5	
2010	6	10		3	5		3	5	
2011	9	7		5	3		4	4	
2012	6	10		4	4		2	6	
2013	7	9		3	5		4	4	
2014	2	14		1	7		1	7	
2015	3	13		1	7		2	6	
2016	9	7		5	3		4	4	
2017	9	7		6	2		3	5	
2018	9	7		6	2		3	5	
2019	9	7		4	4		5	3	
2020	11	5		5	3		6	2	
2021	12	5		7	2		5	3	
	<b>463</b>	<b>480</b>	<b>6</b>	<b>265</b>	<b>208</b>	<b>2</b>	<b>198</b>	<b>272</b>	<b>4</b>

*\*includes Houston Oilers (1960-96) and Tennessee Oilers (1997-98).*

## INSIDE THE NUMBERS

NFC										All Games			Home Games			Road Games			
ARIZONA CARDINALS*										W	L	T	W	L	T	W	L	T	
Season	W	L	T	W	L	T	W	L	T	Season	W	L	T	W	L	T	W	L	T
1990	5	11		3	5		2	6		1990	5	11		3	5		2	6	
1991	4	12		2	6		1	1	1	1991	4	12		2	6		1	1	1
1992	4	12		3	5		0	1		1992	4	12		3	5		1	7	
1993	7	9		4	4		0	0	1	1993	7	9		4	4		3	5	
1994	8	8		5	3		0	1		1994	8	8		5	3		3	5	
1995	4	12		3	5		0	1		1995	4	12		3	5		1	7	
1996	7	9		5	3		0	1		1996	7	9		5	3		2	6	
1997	4	12		3	5		0	0	1	1997	4	12		3	5		1	7	
1998	9	7		5	3		2	4	1	1998	9	7		5	3		4	4	
1999	6	10		4	4		1	4		1999	6	10		4	4		2	6	
2000	3	13		3	5		0	4		2000	3	13		3	5		0	8	
2001	7	9		3	5		3	4	1	2001	7	9		3	5		4	4	
2002	5	11		3	5		2	4	2	2002	5	11		3	5		2	6	
2003	4	12		4	4		2	4		2003	4	12		4	4		0	8	
2004	6	10		5	3		1	4	1	2004	6	10		5	3		1	7	
2005	5	11		3	5		1	5		2005	5	11		3	5		2	6	
2006	5	11		3	5		3	4		2006	5	11		3	5		2	6	
2007	8	8		6	2		4	2	2	2007	8	8		6	2		2	6	
2008	9	7		6	2		0	7		2008	9	7		6	2		3	5	
2009	10	6		4	4		4	2	1	2009	10	6		4	4		6	2	
2010	5	11		4	4		1	5		2010	5	11		4	4		1	7	
2011	8	8		6	2		1	6		2011	8	8		6	2		2	6	
2012	5	11		4	4		0	6	1	2012	5	11		4	4		1	7	
2013	10	6		6	2		3	4		2013	10	6		6	2		4	4	
2014	11	5		7	1		1	6		2014	11	5		7	1		4	4	
2015	13	3		6	2		0	7		2015	13	3		6	2		7	1	
2016	7	8	1	4	3	1	1	6		2016	7	8	1	4	3	1	3	5	
2017	8	8		5	3		4	3		2017	8	8		5	3		3	5	
2018	3	13		1	7		4	3		2018	3	13		1	7		2	6	
2019	5	10	1	2	5	1	6	0		2019	5	10	1	2	5	1	3	5	
2020	8	8		4	4		4	2		2020	8	8		4	4		4	4	
2021	11	6		3	5		2	4		2021	11	6		3	5		8	1	
											577	767	41	334	330	23	243	437	18
*includes Chicago Cardinals (1920-59), St. Louis Cardinals (1960-87), and Phoenix Cardinals (1988-93).																			
ATLANTA FALCONS																			
										All Games			Home Games			Road Games			
Season	W	L	T	W	L	T	W	L	T	Season	W	L	T	W	L	T	W	L	T
1966	3	11		1	6		2	5		1966	3	11		1	6		2	5	
1967	1	12	1	1	5	1	0	7		1967	1	12	1	1	5	1	0	7	
1968	2	12		1	6		1	6		1968	2	12		1	6		1	6	
1969	6	8		4	3		2	5		1969	6	8		4	3		2	5	
1970	4	8	2	3	4		1	4	2	1970	4	8	2	3	4		1	4	2
1971	7	6	1	4	3		3	3	1	1971	7	6	1	4	3		3	3	1
1972	7	7		4	3		3	4		1972	7	7		4	3		3	4	
1973	9	5		4	3		5	2		1973	9	5		4	3		5	2	
1974	3	11		2	5		1	6		1974	3	11		2	5		1	6	
1975	4	10		3	4		1	6		1975	4	10		3	4		1	6	
1976	4	10		3	4		1	6		1976	4	10		3	4		1	6	
1977	7	7		4	3		3	4		1977	7	7		4	3		3	4	
1978	9	7		7	1		2	6		1978	9	7		7	1		2	6	
1979	6	10		3	5		3	5		1979	6	10		3	5		3	5	
1980	12	4		6	2		6	2		1980	12	4		6	2		6	2	
1981	7	9		4	4		3	5		1981	7	9		4	4		3	5	
1982	5	4		2	3		3	1		1982	5	4		2	3		3	1	
1983	7	9		4	4		3	5		1983	7	9		4	4		3	5	
1984	4	12		2	6		2	6		1984	4	12		2	6		2	6	
1985	4	12		3	5		1	7		1985	4	12		3	5		1	7	
1986	7	8	1	2	5	1	5	3		1986	7	8	1	2	5	1	5	3	
1987	3	12		2	6		1	6		1987	3	12		2	6		1	6	
1988	5	11		2	6		3	5		1988	5	11		2	6		3	5	
1989	3	13		3	5		0	8		1989	3	13		3	5		0	8	
1990	5	11		5	3		0	8		1990	5	11		5	3		0	8	
1991	10	6		6	2		4	4		1991	10	6		6	2		4	4	
1992	6	10		5	3		1	7		1992	6	10		5	3		1	7	
1993	6	10		4	4		2	6		1993	6	10		4	4		2	6	
1994	7	9		5	3		2	6		1994	7	9		5	3		2	6	
1995	9	7		7	1		2	6		1995	9	7		7	1		2	6	
1996	3	13		2	6		1	7		1996	3	13		2	6		1	7	
1997	7	9		3	5		4	4		1997	7	9		3	5		4	4	

INSIDE THE NUMBERS

Season	All Games			Home Games			Road Games			Season	All Games			Home Games			Road Games		
	W	L	T	W	L	T	W	L	T		W	L	T	W	L	T	W	L	T
1998	14	2		8	0		6	2		1930	9	4	1	5	2	1	4	2	
1999	5	11		4	4		1	7		1931	8	5		6	3		2	2	
2000	4	12		3	5		1	7		1932	7	1	6	6	1	1	1	0	5
2001	7	9		3	5		4	4		1933	10	2	1	6	0		4	2	1
2002	9	6	1	5	3		4	3	1	1934	13	0		5	0		8	0	
2003	5	11		2	6		3	5		1935	6	4	2	1	2	2	5	2	
2004	11	5		7	1		4	4		1936	9	3		3	1		6	2	
2005	8	8		4	4		4	4		1937	9	1	1	4	1		5	0	1
2006	7	9		3	5		4	4		1938	6	5		2	3		4	2	
2007	4	12		3	5		1	7		1939	8	3		4	1		4	2	
2008	11	5		7	1		4	4		1940	8	3		5	0		3	3	
2009	9	7		6	2		3	5		1941	10	1		5	1		5	0	
2010	13	3		7	1		6	2		1942	11	0		6	0		5	0	
2011	10	6		6	2		4	4		1943	8	1	1	5	0		3	1	1
2012	13	3		7	1		6	2		1944	6	3	1	4	0	1	2	3	
2013	4	12		3	5		1	7		1945	3	7		2	3		1	4	
2014	6	10		3	5		3	5		1946	8	2	1	4	1	1	4	1	
2015	8	8		4	4		4	4		1947	8	4		4	2		4	2	
2016	11	5		5	3		6	2		1948	10	2		5	1		5	1	
2017	10	6		5	3		5	3		1949	9	3		5	1		4	2	
2018	7	9		4	4		3	5		1950	9	3		6	0		3	3	
2019	7	9		3	5		4	4		1951	7	5		3	3		4	2	
2020	4	12		2	6		2	6		1952	5	7		3	3		2	4	
2021	7	10		2	6		5	4		1953	3	8	1	1	4	1	2	4	
	376	483	6	217	214	2	159	269	4	1954	8	4		4	2		4	2	

CAROLINA PANTHERS

Season	All Games			Home Games			Road Games			Season	All Games			Home Games			Road Games		
	W	L	T	W	L	T	W	L	T		W	L	T	W	L	T	W	L	T
1995	7	9		5	3		2	6		1955	8	4		5	1		3	3	
1996	12	4		8	0		4	4		1956	9	2	1	6	0		3	2	1
1997	7	9		2	6		5	3		1957	5	7		2	4		3	3	
1998	4	12		2	6		2	6		1958	8	4		5	1		3	3	
1999	8	8		5	3		3	5		1959	8	4		4	2		4	2	
2000	7	9		5	3		2	6		1960	5	6	1	4	2		1	4	1
2001	1	15		0	8		1	7		1961	8	6		5	2		3	4	
2002	7	9		4	4		3	5		1962	9	5		4	3		5	2	
2003	11	5		6	2		5	3		1963	11	1	2	6	0	1	5	1	1
2004	7	9		3	5		4	4		1964	5	9		2	5		3	4	
2005	11	5		5	3		6	2		1965	9	5		5	2		4	3	
2006	8	8		4	4		4	4		1966	5	7	2	4	1	2	1	6	
2007	7	9		2	6		5	3		1967	7	6	1	3	3	1	4	3	
2008	12	4		8	0		4	4		1968	7	7		2	5		5	2	
2009	8	8		5	3		3	5		1969	1	13		1	6		0	7	
2010	2	14		2	6		0	8		1970	6	8		3	4		3	4	
2011	6	10		3	5		3	5		1971	6	8		4	3		2	5	
2012	7	9		3	5		4	4		1972	4	9	1	1	5	1	3	4	
2013	12	4		7	1		5	3		1973	3	11		1	6		2	5	
2014	7	8	1	4	4		3	4	1	1974	4	10		4	3		0	7	
2015	15	1		8	0		7	1		1975	4	10		3	4		1	6	
2016	6	10		4	4		2	6		1976	7	7		4	3		3	4	
2017	11	5		6	2		5	3		1977	9	5		5	2		4	3	
2018	7	9		5	3		2	6		1978	7	9		4	4		3	5	
2019	5	11		2	6		3	5		1979	10	6		6	2		4	4	
2020	5	11		2	6		3	5		1980	7	9		5	3		2	6	
2021	5	12		2	6		3	6		1981	6	10		4	4		2	6	
	205	227	1	112	104		93	123	1	1982	3	6		2	2		1	4	

CHICAGO BEARS\*

Season	All Games			Home Games			Road Games			Season	All Games			Home Games			Road Games		
	W	L	T	W	L	T	W	L	T		W	L	T	W	L	T	W	L	T
1920	10	1	2	3	0	1	7	1	1	1989	6	10		4	4		2	6	
1921	9	1	1	9	1	1	0	0		1990	11	5		7	1		4	4	
1922	9	3		7	1		2	2		1991	11	5		6	2		5	3	
1923	9	2	1	7	1	1	2	1		1992	5	11		4	4		1	7	
1924	6	1	4	5	0	3	1	1	1	1993	7	9		3	5		4	4	
1925	9	5	3	7	1	1	2	4	2	1994	9	7		5	3		4	4	
1926	12	1	3	10	0	2	2	1	1	1995	9	7		5	3		4	4	
1927	9	3	2	7	1	1	2	2	1	1996	7	9		6	2		1	7	
1928	7	5	1	6	3		1	2	1	1997	4	12		2	6		2	6	
1929	4	9	2	1	5	2	3	4		1998	4	12		3	5		1	7	
										1999	6	10		3	5		3	5	
										2000	5	11		3	5		2	6	

## INSIDE THE NUMBERS

Season	All Games			Home Games			Road Games		
	W	L	T	W	L	T	W	L	T
2001	13	3		7	1		6	2	
2002	4	12		3	5		1	7	
2003	7	9		6	2		1	7	
2004	5	11		2	6		3	5	
2005	11	5		7	1		4	4	
2006	13	3		6	2		7	1	
2007	7	9		4	4		3	5	
2008	9	7		6	2		3	5	
2009	7	9		5	3		2	6	
2010	11	5		5	3		6	2	
2011	8	8		5	3		3	5	
2012	10	6		5	3		5	3	
2013	8	8		5	3		3	5	
2014	5	11		2	6		3	5	
2015	6	10		1	7		5	3	
2016	3	13		3	5		0	8	
2017	5	11		3	5		2	6	
2018	12	4		7	1		5	3	
2019	8	8		4	4		4	4	
2020	8	8		3	5		5	3	
2021	6	11		3	5		3	6	
	<b>783</b>	<b>610</b>	<b>42</b>	<b>452</b>	<b>260</b>	<b>24</b>	<b>331</b>	<b>350</b>	<b>18</b>

*\*includes Decatur Staleys (1920) and Chicago Staleys (1921).*

### DALLAS COWBOYS

Season	All Games			Home Games			Road Games		
	W	L	T	W	L	T	W	L	T
1960	0	11	1	0	6		0	5	1
1961	4	9	1	2	4	1	2	5	
1962	5	8	1	2	4	1	3	4	
1963	4	10		3	4		1	6	
1964	5	8	1	2	4	1	3	4	
1965	7	7		5	2		2	5	
1966	10	3	1	6	1		4	2	1
1967	9	5		5	2		4	3	
1968	12	2		5	2		7	0	
1969	11	2	1	6	0	1	5	2	
1970	10	4		6	1		4	3	
1971	11	3		6	1		5	2	
1972	10	4		5	2		5	2	
1973	10	4		6	1		4	3	
1974	8	6		5	2		3	4	
1975	10	4		5	2		5	2	
1976	11	3		6	1		5	2	
1977	12	2		6	1		6	1	
1978	12	4		7	1		5	3	
1979	11	5		6	2		5	3	
1980	12	4		8	0		4	4	
1981	12	4		8	0		4	4	
1982	6	3		3	2		3	1	
1983	12	4		6	2		6	2	
1984	9	7		5	3		4	4	
1985	10	6		7	1		3	5	
1986	7	9		3	5		4	4	
1987	7	8		3	4		4	4	
1988	3	13		1	7		2	6	
1989	1	15		0	8		1	7	
1990	7	9		5	3		2	6	
1991	11	5		6	2		5	3	
1992	13	3		7	1		6	2	
1993	12	4		6	2		6	2	
1994	12	4		6	2		6	2	
1995	12	4		6	2		6	2	
1996	10	6		6	2		4	4	
1997	6	10		5	3		1	7	
1998	10	6		6	2		4	4	
1999	8	8		7	1		1	7	
2000	5	11		3	5		2	6	
2001	5	11		4	4		1	7	
2002	5	11		4	4		1	7	
2003	10	6		6	2		4	4	

Season	All Games			Home Games			Road Games		
	W	L	T	W	L	T	W	L	T
2004	6	10		4	4		2	6	
2005	9	7		5	3		4	4	
2006	9	7		4	4		5	3	
2007	13	3		6	2		7	1	
2008	9	7		6	2		3	5	
2009	11	5		6	2		5	3	
2010	6	10		2	6		4	4	
2011	8	8		5	3		3	5	
2012	8	8		4	4		4	4	
2013	8	8		5	3		3	5	
2014	12	4		4	4		8	0	
2015	4	12		1	7		3	5	
2016	13	3		7	1		6	2	
2017	9	7		3	5		6	2	
2018	10	6		7	1		3	5	
2019	8	8		5	3		3	5	
2020	6	10		4	4		2	6	
2021	12	5		5	3		7	2	
	<b>538</b>	<b>403</b>	<b>6</b>	<b>298</b>	<b>171</b>	<b>4</b>	<b>240</b>	<b>232</b>	<b>2</b>

### DETROIT LIONS\*

Season	All Games			Home Games			Road Games		
	W	L	T	W	L	T	W	L	T
1930	5	6	3	5	1	2	0	5	1
1931	11	3		8	0		3	3	
1932	6	2	4	3	0	2	3	2	2
1933	6	5		4	1		2	4	
1934	10	3		6	2		4	1	
1935	7	3	2	5	0	1	2	3	1
1936	8	4		5	1		3	3	
1937	7	4		4	2		3	2	
1938	7	4		4	3		3	1	
1939	6	5		4	2		2	3	
1940	5	5	1	3	3		2	2	1
1941	4	6	1	3	2		1	4	1
1942	0	11		0	7		0	4	
1943	3	6	1	2	2	1	1	4	
1944	6	3	1	4	2		2	1	1
1945	7	3		4	1		3	2	
1946	1	10		1	5		0	5	
1947	3	9		2	4		1	5	
1948	2	10		2	4		0	6	
1949	4	8		2	4		2	4	
1950	6	6		4	2		2	4	
1951	7	4	1	3	3	1	4	1	
1952	9	3		6	1		3	2	
1953	10	2		5	1		5	1	
1954	9	2	1	5	0	1	4	2	
1955	3	9		2	4		1	5	
1956	9	3		5	1		4	2	
1957	8	4		5	1		3	3	
1958	4	7	1	2	4		2	3	1
1959	3	8	1	2	4		1	4	1
1960	7	5		5	1		2	4	
1961	8	5	1	2	5		6	0	1
1962	11	3		7	0		4	3	
1963	5	8	1	3	3	1	2	5	
1964	7	5	2	3	3	1	4	2	1
1965	6	7	1	2	4	1	4	3	
1966	4	9	1	3	4		1	5	1
1967	5	7	2	3	4		2	3	2
1968	4	8	2	1	4	2	3	4	
1969	9	4	1	5	2		4	2	1
1970	10	4		6	1		4	3	
1971	7	6	1	3	4		4	2	1
1972	8	5	1	5	2		3	3	1
1973	6	7	1	4	3		2	4	1
1974	7	7		5	2		2	5	
1975	7	7		4	3		3	4	
1976	6	8		5	2		1	6	
1977	6	8		5	2		1	6	

## INSIDE THE NUMBERS

Season	All Games			Home Games			Road Games			Season	All Games			Home Games			Road Games		
	W	L	T	W	L	T	W	L	T		W	L	T	W	L	T	W	L	T
1978	7	9		5	3		2	6		1942	8	2	1	4	1		4	1	1
1979	2	14		2	6		0	8		1943	7	2	1	2	1	1	5	1	
1980	9	7		6	2		3	5		1944	8	2		5	0		3	2	
1981	8	8		7	1		1	7		1945	6	4		4	1		2	3	
1982	4	5		2	3		2	2		1946	6	5		2	3		4	2	
1983	9	7		6	2		3	5		1947	6	5	1	4	2		2	3	1
1984	4	11	1	2	5	1	2	6		1948	3	9		2	4		1	5	
1985	7	9		6	2		1	7		1949	2	10		1	5		1	5	
1986	5	11		1	7		4	4		1950	3	9		3	3		0	6	
1987	4	11		1	6		3	5		1951	3	9		2	4		1	5	
1988	4	12		2	6		2	6		1952	6	6		3	3		3	3	
1989	7	9		4	4		3	5		1953	2	9	1	1	5		1	4	1
1990	6	10		3	5		3	5		1954	4	8		2	4		2	4	
1991	12	4		8	0		4	4		1955	6	6		5	1		1	5	
1992	5	11		3	5		2	6		1956	4	8		2	4		2	4	
1993	10	6		5	3		5	3		1957	3	9		1	5		2	4	
1994	9	7		6	2		3	5		1958	1	10	1	1	4	1	0	6	
1995	10	6		7	1		3	5		1959	7	5		4	2		3	3	
1996	5	11		4	4		1	7		1960	8	4		4	2		4	2	
1997	9	7		6	2		3	5		1961	11	3		6	1		5	2	
1998	5	11		4	4		1	7		1962	13	1		7	0		6	1	
1999	8	8		6	2		2	6		1963	11	2	1	6	1		5	1	1
2000	9	7		4	4		5	3		1964	8	5	1	4	3		4	2	1
2001	2	14		2	6		0	8		1965	10	3	1	6	1		4	2	1
2002	3	13		3	5		0	8		1966	12	2		6	1		6	1	
2003	5	11		5	3		0	8		1967	9	4	1	4	2	1	5	2	
2004	6	10		3	5		3	5		1968	6	7	1	2	5		4	2	1
2005	5	11		3	5		2	6		1969	8	6		5	2		3	4	
2006	3	13		2	6		1	7		1970	6	8		4	3		2	5	
2007	7	9		5	3		2	6		1971	4	8	2	3	3	1	1	5	1
2008	0	16		0	8		0	8		1972	10	4		4	3		6	1	
2009	2	14		2	6		0	8		1973	5	7	2	3	2	2	2	5	
2010	6	10		4	4		2	6		1974	6	8		4	3		2	5	
2011	10	6		5	3		5	3		1975	4	10		3	4		1	6	
2012	4	12		2	6		2	6		1976	5	9		4	3		1	6	
2013	7	9		4	4		3	5		1977	4	10		2	5		2	5	
2014	11	5		7	1		4	4		1978	8	7	1	5	2	1	3	5	
2015	7	9		4	4		3	5		1979	5	11		4	4		1	7	
2016	9	7		6	2		3	5		1980	5	10	1	4	4		1	6	1
2017	9	7		4	4		5	3		1981	8	8		4	4		4	4	
2018	6	10		3	5		3	5		1982	5	3	1	3	1		2	2	1
2019	3	12	1	2	6		1	6	1	1983	8	8		5	3		3	5	
2020	5	11		1	7		4	4		1984	8	8		5	3		3	5	
2021	3	13	1	3	5		0	8	1	1985	8	8		5	3		3	5	
<b>570 694 34 351 293 14 219 401 20</b>										1986	4	12		1	7		3	5	
<i>*includes Portsmouth Spartans (1930-33).</i>										1987	5	9	1	2	5	1	3	4	
<b>GREEN BAY PACKERS</b>										1988	4	12		2	6		2	6	
<b>All Games Home Games Road Games</b>										1989	10	6		6	2		4	4	
Season	W	L	T	W	L	T	W	L	T	1990	6	10		3	5		3	5	
1921	3	2	1	2	1		1	1	1	1991	4	12		2	6		2	6	
1922	4	3	3	4	1	1	0	2	2	1992	9	7		6	2		3	5	
1923	7	2	1	4	2	1	3	0		1993	9	7		6	2		3	5	
1924	7	4		5	0		2	4		1994	9	7		7	1		2	6	
1925	8	5		6	0		2	5		1995	11	5		7	1		4	4	
1926	7	3	3	4	1	2	3	2	1	1996	13	3		8	0		5	3	
1927	7	2	1	6	1		1	1	1	1997	13	3		8	0		5	3	
1928	6	4	3	2	2	2	4	2	1	1998	11	5		7	1		4	4	
1929	12	0	1	5	0		7	0	1	1999	8	8		5	3		3	5	
1930	10	3	1	6	0		4	3	1	2000	9	7		6	2		3	5	
1931	12	2		8	0		4	2		2001	12	4		7	1		5	3	
1932	10	3	1	5	0	1	5	3		2002	12	4		8	0		4	4	
1933	5	7	1	3	2	1	2	5		2003	10	6		5	3		5	3	
1934	7	6		4	2		3	4		2004	10	6		4	4		6	2	
1935	8	4		5	2		3	2		2005	4	12		3	5		1	7	
1936	10	1	1	5	1		5	0	1	2006	8	8		3	5		5	3	
1937	7	4		3	2		4	2		2007	13	3		7	1		6	2	
1938	8	3		4	2		4	1		2008	6	10		4	4		2	6	
1939	9	2		4	1		5	1		2009	11	5		6	2		5	3	
1940	6	4	1	4	2		2	2	1	2010	10	6		7	1		3	5	
1941	10	1		4	1		6	0		2011	15	1		8	0		7	1	
										2012	11	5		7	1		4	4	

## INSIDE THE NUMBERS

Season	All Games			Home Games			Road Games		
	W	L	T	W	L	T	W	L	T
2013	8	7	1	4	3	1	4	4	
2014	12	4		8	0		4	4	
2015	10	6		5	3		5	3	
2016	10	6		6	2		4	4	
2017	7	9		4	4		3	5	
2018	6	9	1	5	2	1	1	7	
2019	13	3		7	1		6	2	
2020	13	3		7	1		6	2	
2021	13	4		8	0		5	4	
	<b>782</b>	<b>581</b>	<b>38</b>	<b>452</b>	<b>229</b>	<b>18</b>	<b>330</b>	<b>352</b>	<b>20</b>

### LOS ANGELES RAMS\*

Season	All Games			Home Games			Road Games		
	W	L	T	W	L	T	W	L	T
1937	1	10		0	5		1	5	
1938	4	7		2	2		2	5	
1939	5	5	1	3	2	1	2	3	
1940	4	6	1	3	1	1	1	5	
1941	2	9		1	4		1	5	
1942	5	6		3	2		2	4	
1944	4	6		1	2		3	4	
1945	9	1		4	0		5	1	
1946	6	4	1	3	2		3	2	1
1947	6	6		3	3		3	3	
1948	6	5	1	3	2	1	3	3	
1949	8	2	2	5	1		3	1	2
1950	9	3		5	1		4	2	
1951	8	4		5	2		3	2	
1952	9	3		5	1		4	2	
1953	8	3	1	5	1		3	2	1
1954	6	5	1	3	2	1	3	3	
1955	8	3	1	5	1		3	2	1
1956	4	8		4	2		0	6	
1957	6	6		5	1		1	5	
1958	8	4		4	2		4	2	
1959	2	10		0	6		2	4	
1960	4	7	1	2	3	1	2	4	
1961	4	10		4	3		0	7	
1962	1	12	1	0	7		1	5	1
1963	5	9		3	4		2	5	
1964	5	7	2	3	2	2	2	5	
1965	4	10		3	4		1	6	
1966	8	6		5	2		3	4	
1967	11	1	2	5	1	1	6	0	1
1968	10	3	1	5	2		5	1	1
1969	11	3		5	2		6	1	
1970	9	4	1	3	3	1	6	1	
1971	8	5	1	4	2	1	4	3	
1972	6	7	1	4	3		2	4	1
1973	12	2		7	0		5	2	
1974	10	4		6	1		4	3	
1975	12	2		6	1		6	1	
1976	10	3	1	5	2		5	1	1
1977	10	4		7	0		3	4	
1978	12	4		6	2		6	2	
1979	9	7		4	4		5	3	
1980	11	5		6	2		5	3	
1981	6	10		4	4		2	6	
1982	2	7		1	4		1	3	
1983	9	7		5	3		4	4	
1984	10	6		5	3		5	3	
1985	11	5		6	2		5	3	
1986	10	6		6	2		4	4	
1987	6	9		3	4		3	5	
1988	10	6		4	4		6	2	
1989	11	5		6	2		5	3	
1990	5	11		2	6		3	5	
1991	3	13		2	6		1	7	
1992	6	10		4	4		2	6	
1993	5	11		3	5		2	6	
1994	4	12		3	5		1	7	

Season	All Games			Home Games			Road Games		
	W	L	T	W	L	T	W	L	T
1995	7	9		4	4		3	5	
1996	6	10		4	4		2	6	
1997	5	11		2	6		3	5	
1998	4	12		2	6		2	6	
1999	13	3		8	0		5	3	
2000	10	6		5	3		5	3	
2001	14	2		6	2		8	0	
2002	7	9		6	2		1	7	
2003	12	4		8	0		4	4	
2004	8	8		6	2		2	6	
2005	6	10		3	5		3	5	
2006	8	8		4	4		4	4	
2007	3	13		1	7		2	6	
2008	2	14		1	7		1	7	
2009	1	15		0	8		1	7	
2010	7	9		5	3		2	6	
2011	2	14		1	7		1	7	
2012	7	8	1	4	4		3	4	1
2013	7	9		5	3		2	6	
2014	6	10		3	5		3	5	
2015	7	9		5	3		2	6	
2016	4	12		1	7		3	5	
2017	11	5		4	4		7	1	
2018	13	3		7	1		6	2	
2019	9	7		5	3		4	4	
2020	10	6		6	2		4	4	
2021	12	5		5	3		7	2	
	<b>599</b>	<b>580</b>	<b>21</b>	<b>330</b>	<b>254</b>	<b>10</b>	<b>269</b>	<b>326</b>	<b>11</b>

\*includes Cleveland Rams (1937-42, 1944-45), Los Angeles Rams (1946-94), and St. Louis Rams (1995-2015).

### MINNESOTA VIKINGS

Season	All Games			Home Games			Road Games		
	W	L	T	W	L	T	W	L	T
1961	3	11		3	4		0	7	
1962	2	11	1	1	5	1	1	6	
1963	5	8	1	3	4		2	4	1
1964	8	5	1	4	3		4	2	1
1965	7	7		2	5		5	2	
1966	4	9	1	2	5		2	4	1
1967	3	8	3	1	4	2	2	4	1
1968	8	6		4	3		4	3	
1969	12	2		7	0		5	2	
1970	12	2		7	0		5	2	
1971	11	3		5	2		6	1	
1972	7	7		3	4		4	3	
1973	12	2		7	0		5	2	
1974	10	4		4	3		6	1	
1975	12	2		7	0		5	2	
1976	11	2	1	6	0	1	5	2	
1977	9	5		5	2		4	3	
1978	8	7	1	5	3		3	4	1
1979	7	9		5	3		2	6	
1980	9	7		5	3		4	4	
1981	7	9		5	3		2	6	
1982	5	4		4	1		1	3	
1983	8	8		3	5		5	3	
1984	3	13		2	6		1	7	
1985	7	9		4	4		3	5	
1986	9	7		5	3		4	4	
1987	8	7		5	3		3	4	
1988	11	5		7	1		4	4	
1989	10	6		8	0		2	6	
1990	6	10		4	4		2	6	
1991	8	8		4	4		4	4	
1992	11	5		5	3		6	2	
1993	9	7		4	4		5	3	
1994	10	6		6	2		4	4	
1995	8	8		6	2		2	6	
1996	9	7		5	3		4	4	
1997	9	7		5	3		4	4	



## INSIDE THE NUMBERS

Season	All Games			Home Games			Road Games		
	W	L	T	W	L	T	W	L	T
1998	15	1		8	0		7	1	
1999	10	6		6	2		4	4	
2000	11	5		7	1		4	4	
2001	5	11		5	3		0	8	
2002	6	10		4	4		2	6	
2003	9	7		6	2		3	5	
2004	8	8		5	3		3	5	
2005	9	7		6	2		3	5	
2006	6	10		3	5		3	5	
2007	8	8		5	3		3	5	
2008	10	6		6	2		4	4	
2009	12	4		8	0		4	4	
2010	6	10		4	4		2	6	
2011	3	13		1	7		2	6	
2012	10	6		7	1		3	5	
2013	5	10	1	5	3		0	7	1
2014	7	9		5	3		2	6	
2015	11	5		6	2		5	3	
2016	8	8		5	3		3	5	
2017	13	3		7	1		6	2	
2018	8	7	1	5	3		3	4	1
2019	10	6		6	2		4	4	
2020	7	9		3	5		4	4	
2021	8	9		5	3		3	6	
<b>Total</b>	<b>503</b>	<b>421</b>	<b>11</b>	<b>296</b>	<b>168</b>	<b>4</b>	<b>207</b>	<b>253</b>	<b>7</b>

### NEW ORLEANS SAINTS

Season	All Games			Home Games			Road Games		
	W	L	T	W	L	T	W	L	T
1967	3	11		2	5		1	6	
1968	4	9	1	3	4		1	5	1
1969	5	9		3	4		2	5	
1970	2	11	1	2	5		0	6	1
1971	4	8	2	2	4	1	2	4	1
1972	2	11	1	2	5		0	6	1
1973	5	9		5	2		0	7	
1974	5	9		4	3		1	6	
1975	2	12		2	5		0	7	
1976	4	10		2	5		2	5	
1977	3	11		2	5		1	6	
1978	7	9		3	5		4	4	
1979	8	8		3	5		5	3	
1980	1	15		0	8		1	7	
1981	4	12		2	6		2	6	
1982	4	5		2	3		2	2	
1983	8	8		5	3		3	5	
1984	7	9		3	5		4	4	
1985	5	11		3	5		2	6	
1986	7	9		4	4		3	5	
1987	12	3		6	1		6	2	
1988	10	6		5	3		5	3	
1989	9	7		5	3		4	4	
1990	8	8		5	3		3	5	
1991	11	5		6	2		5	3	
1992	12	4		6	2		6	2	
1993	8	8		4	4		4	4	
1994	7	9		3	5		4	4	
1995	7	9		4	4		3	5	
1996	3	13		2	6		1	7	
1997	6	10		3	5		3	5	
1998	6	10		4	4		2	6	
1999	3	13		3	5		0	8	
2000	10	6		3	5		7	1	
2001	7	9		3	5		4	4	
2002	9	7		4	4		5	3	
2003	8	8		5	3		3	5	
2004	8	8		3	5		5	3	
2005	3	13		1	7		2	6	
2006	10	6		4	4		6	2	
2007	7	9		3	5		4	4	
2008	8	8		6	2		2	6	

Season	All Games			Home Games			Road Games		
	W	L	T	W	L	T	W	L	T
2009	13	3		6	2		7	1	
2010	11	5		5	3		6	2	
2011	13	3		8	0		5	3	
2012	7	9		4	4		3	5	
2013	11	5		8	0		3	5	
2014	7	9		3	5		4	4	
2015	7	9		4	4		3	5	
2016	7	9		4	4		3	5	
2017	11	5		7	1		4	4	
2018	13	3		6	2		7	1	
2019	13	3		6	2		7	1	
2020	12	4		6	2		6	2	
2021	9	8		3	5		6	3	
<b>Total</b>	<b>396</b>	<b>450</b>	<b>5</b>	<b>212</b>	<b>212</b>	<b>1</b>	<b>184</b>	<b>238</b>	<b>4</b>

### NEW YORK GIANTS

Season	All Games			Home Games			Road Games		
	W	L	T	W	L	T	W	L	T
1925	8	4		7	2		1	2	
1926	8	4	1	5	2	1	3	2	
1927	11	1	1	7	1		4	0	1
1928	4	7	2	1	2	2	3	5	
1929	13	1	1	7	1		6	0	1
1930	13	4		6	2		7	2	
1931	7	6	1	4	2	1	3	4	
1932	4	6	2	3	2	1	1	4	1
1933	11	3		7	0		4	3	
1934	8	5		5	1		3	4	
1935	9	3		4	2		5	1	
1936	5	6	1	3	3	1	2	3	
1937	6	3	2	4	2	1	2	1	1
1938	8	2	1	6	1		2	1	1
1939	9	1	1	6	0		3	1	1
1940	6	4	1	4	3		2	1	1
1941	8	3		5	2		3	1	
1942	5	5	1	3	2	1	2	3	
1943	6	3	1	4	2		2	1	1
1944	8	1	1	5	1		3	0	1
1945	3	6	1	2	4		1	2	1
1946	7	3	1	5	1	1	2	2	
1947	2	8	2	2	3	1	0	5	1
1948	4	8		2	4		2	4	
1949	6	6		2	4		4	2	
1950	10	2		5	1		5	1	
1951	9	2	1	5	1		4	1	1
1952	7	5		2	4		5	1	
1953	3	9		2	4		1	5	
1954	7	5		4	2		3	3	
1955	6	5	1	4	1	1	2	4	
1956	8	3	1	4	1	1	4	2	
1957	7	5		3	3		4	2	
1958	9	3		5	1		4	2	
1959	10	2		5	1		5	1	
1960	6	4	2	1	3	2	5	1	
1961	10	3	1	4	2	1	6	1	
1962	12	2		6	1		6	1	
1963	11	3		5	2		6	1	
1964	2	10	2	2	5	0	5	2	
1965	7	7		3	4		4	3	
1966	1	12	1	1	6	0	6	1	
1967	7	7		5	2		2	5	
1968	7	7		3	4		4	3	
1969	6	8		5	2		1	6	
1970	9	5		5	2		4	3	
1971	4	10		1	6		3	4	
1972	8	6		4	3		4	3	
1973	2	11	1	2	4	1	0	7	
1974	2	12		0	7		2	5	
1975	5	9		2	5		3	4	
1976	3	11		3	4		0	7	
1977	5	9		3	4		2	5	

## INSIDE THE NUMBERS

Season	All Games			Home Games			Road Games			Season	All Games			Home Games			Road Games		
	W	L	T	W	L	T	W	L	T		W	L	T	W	L	T	W	L	T
1978	6	10		5	3		1	7		1955	4	7	1	4	2		0	5	1
1979	6	10		4	4		2	6		1956	3	8	1	2	3	1	1	5	
1980	4	12		2	6		2	6		1957	4	8		3	3		1	5	
1981	9	7		4	4		5	3		1958	2	9	1	2	4		0	5	1
1982	4	5		2	3		2	2		1959	7	5		5	1		2	4	
1983	3	12	1	1	7		2	5	1	1960	10	2		5	1		5	1	
1984	9	7		6	2		3	5		1961	10	4		5	2		5	2	
1985	10	6		6	2		4	4		1962	3	10	1	2	5		1	5	1
1986	14	2		8	0		6	2		1963	2	10	2	1	5	1	1	5	1
1987	6	9		5	3		1	6		1964	6	8		3	4		3	4	
1988	10	6		5	3		5	3		1965	5	9		2	5		3	4	
1989	12	4		7	1		5	3		1966	9	5		5	2		4	3	
1990	13	3		7	1		6	2		1967	6	7	1	5	2		1	5	1
1991	8	8		5	3		3	5		1968	2	12		1	6		1	6	
1992	6	10		4	4		2	6		1969	4	9	1	2	5		2	4	1
1993	11	5		6	2		5	3		1970	3	10	1	3	3	1	0	7	
1994	9	7		4	4		5	3		1971	6	7	1	3	4		3	3	1
1995	5	11		3	5		2	6		1972	2	11	1	0	6	1	2	5	
1996	6	10		3	5		3	5		1973	5	8	1	4	3		1	5	1
1997	10	5	1	6	2		4	3	1	1974	7	7		5	2		2	5	
1998	8	8		5	3		3	5		1975	4	10		2	5		2	5	
1999	7	9		4	4		3	5		1976	4	10		2	5		2	5	
2000	12	4		5	3		7	1		1977	5	9		4	3		1	6	
2001	7	9		5	3		2	6		1978	9	7		5	3		4	4	
2002	10	6		5	3		5	3		1979	11	5		5	3		6	2	
2003	4	12		1	7		3	5		1980	12	4		7	1		5	3	
2004	6	10		3	5		3	5		1981	10	6		6	2		4	4	
2005	11	5		7	1		4	4		1982	3	6		1	4		2	2	
2006	8	8		3	5		5	3		1983	5	11		1	7		4	4	
2007	10	6		3	5		7	1		1984	6	9	1	5	3		1	6	1
2008	12	4		7	1		5	3		1985	7	9		4	4		3	5	
2009	8	8		4	4		4	4		1986	5	10	1	2	5	1	3	5	
2010	10	6		5	3		5	3		1987	7	8		4	4		3	4	
2011	9	7		4	4		5	3		1988	10	6		5	3		5	3	
2012	9	7		6	2		3	5		1989	11	5		6	2		5	3	
2013	7	9		4	4		3	5		1990	10	6		6	2		4	4	
2014	6	10		3	5		3	5		1991	10	6		4	4		6	2	
2015	6	10		3	5		3	5		1992	11	5		8	0		3	5	
2016	11	5		7	1		4	4		1993	8	8		3	5		5	3	
2017	3	13		2	6		1	7		1994	7	9		5	3		2	6	
2018	5	11		2	6		3	5		1995	10	6		6	2		4	4	
2019	4	12		2	6		2	6		1996	10	6		5	3		5	3	
2020	6	10		3	5		3	5		1997	6	9	1	6	2		0	7	1
2021	4	13		3	5		1	8		1998	3	13		3	5		0	8	
	<b>706</b>	<b>631</b>	<b>33</b>	<b>392</b>	<b>294</b>	<b>16</b>	<b>314</b>	<b>337</b>	<b>17</b>	1999	5	11		4	4		1	7	

### PHILADELPHIA EAGLES

Season	All Games			Home Games			Road Games		
	W	L	T	W	L	T	W	L	T
1933	3	5	1	2	3	1	1	2	
1934	4	7		2	4		2	3	
1935	2	9		0	5		2	4	
1936	1	11		1	6		0	5	
1937	2	8	1	0	5	1	2	3	
1938	5	6		2	3		3	3	
1939	1	9	1	1	3	1	0	6	
1940	1	10		1	4		0	6	
1941	2	8	1	1	4	1	1	4	
1942	2	9		0	5		2	4	
1944	7	1	2	3	1	2	4	0	
1945	7	3		6	0		1	3	
1946	6	5		3	2		3	3	
1947	8	4		6	1		2	3	
1948	9	2	1	6	0		3	2	1
1949	11	1		6	0		5	1	
1950	6	6		2	4		4	2	
1951	4	8		1	5		3	3	
1952	7	5		4	2		3	3	
1953	7	4	1	5	0	1	2	4	
1954	7	4	1	5	1		2	3	1
	<b>594</b>	<b>623</b>	<b>26</b>	<b>331</b>	<b>282</b>	<b>13</b>	<b>263</b>	<b>341</b>	<b>13</b>

**INSIDE THE NUMBERS**

**SAN FRANCISCO 49ERS**

Season	All Games			Home Games			Road Games		
	W	L	T	W	L	T	W	L	T
1950	3	9		3	3		0	6	
1951	7	4	1	5	1		2	3	1
1952	7	5		3	3		4	2	
1953	9	3		5	1		4	2	
1954	7	4	1	4	2		3	2	1
1955	4	8		2	4		2	4	
1956	5	6	1	3	3		2	3	1
1957	8	4		5	1		3	3	
1958	6	6		4	2		2	4	
1959	7	5		4	2		3	3	
1960	7	5		3	3		4	2	
1961	7	6	1	5	1	1	2	5	
1962	6	8		1	6		5	2	
1963	2	12		2	5		0	7	
1964	4	10		3	4		1	6	
1965	7	6	1	4	2	1	3	4	
1966	6	6	2	4	2	1	2	4	1
1967	7	7		3	4		4	3	
1968	7	6	1	3	3	1	4	3	
1969	4	8	2	3	3	1	1	5	1
1970	10	3	1	5	1	1	5	2	
1971	9	5		4	3		5	2	
1972	8	5	1	4	2	1	4	3	
1973	5	9		3	4		2	5	
1974	6	8		3	4		3	4	
1975	5	9		2	5		3	4	
1976	8	6		4	3		4	3	
1977	5	9		3	4		2	5	
1978	2	14		2	6		0	8	
1979	2	14		2	6		0	8	
1980	6	10		4	4		2	6	
1981	13	3		7	1		6	2	
1982	3	6		0	5		3	1	
1983	10	6		4	4		6	2	
1984	15	1		7	1		8	0	
1985	10	6		5	3		5	3	
1986	10	5	1	6	2		4	3	1
1987	13	2		6	1		7	1	
1988	10	6		4	4		6	2	
1989	14	2		6	2		8	0	
1990	14	2		6	2		8	0	
1991	10	6		7	1		3	5	
1992	14	2		7	1		7	1	
1993	10	6		6	2		4	4	
1994	13	3		7	1		6	2	
1995	11	5		6	2		5	3	
1996	12	4		6	2		6	2	
1997	13	3		8	0		5	3	
1998	12	4		8	0		4	4	
1999	4	12		3	5		1	7	
2000	6	10		4	4		2	6	
2001	12	4		7	1		5	3	
2002	10	6		5	3		5	3	
2003	7	9		6	2		1	7	
2004	2	14		1	7		1	7	
2005	4	12		3	5		1	7	
2006	7	9		4	4		3	5	
2007	5	11		3	5		2	6	
2008	7	9		4	4		3	5	
2009	8	8		6	2		2	6	
2010	6	10		5	3		1	7	
2011	13	3		7	1		6	2	
2012	11	4	1	6	1	1	5	3	
2013	12	4		6	2		6	2	
2014	8	8		4	4		4	4	
2015	5	11		4	4		1	7	
2016	2	14		1	7		1	7	
2017	6	10		3	5		3	5	
2018	4	12		4	4		0	8	
2019	13	3		6	2		7	1	

Season	All Games			Home Games			Road Games		
	W	L	T	W	L	T	W	L	T
2020	6	10		1	7		5	3	
2021	10	7		4	4		6	3	
	561	492	14	308	217	8	253	275	6

**SEATTLE SEAHAWKS**

Season	All Games			Home Games			Road Games		
	W	L	T	W	L	T	W	L	T
1976	2	12		1	6		1	6	
1977	5	9		3	4		2	5	
1978	9	7		5	3		4	4	
1979	9	7		5	3		4	4	
1980	4	12		0	8		4	4	
1981	6	10		5	3		1	7	
1982	4	5		3	2		1	3	
1983	9	7		5	3		4	4	
1984	12	4		7	1		5	3	
1985	8	8		5	3		3	5	
1986	10	6		7	1		3	5	
1987	9	6		6	2		3	4	
1988	9	7		5	3		4	4	
1989	7	9		3	5		4	4	
1990	9	7		5	3		4	4	
1991	7	9		5	3		2	6	
1992	2	14		1	7		1	7	
1993	6	10		4	4		2	6	
1994	6	10		3	5		3	5	
1995	8	8		5	3		3	5	
1996	7	9		4	4		3	5	
1997	8	8		4	4		4	4	
1998	8	8		6	2		2	6	
1999	9	7		5	3		4	4	
2000	6	10		3	5		3	5	
2001	9	7		6	2		3	5	
2002	7	9		3	5		4	4	
2003	10	6		8	0		2	6	
2004	9	7		5	3		4	4	
2005	13	3		8	0		5	3	
2006	9	7		5	3		4	4	
2007	10	6		7	1		3	5	
2008	4	12		2	6		2	6	
2009	5	11		4	4		1	7	
2010	7	9		5	3		2	6	
2011	7	9		4	4		3	5	
2012	11	5		8	0		3	5	
2013	13	3		7	1		6	2	
2014	12	4		7	1		5	3	
2015	10	6		5	3		5	3	
2016	10	5	1	7	1		3	4	1
2017	9	7		4	4		5	3	
2018	10	6		6	2		4	4	
2019	11	5		4	4		7	1	
2020	12	4		7	1		5	3	
2021	7	10		3	5		4	5	
	374	350	1	220	143		154	207	1

**TAMPA BAY BUCCANEERS**

Season	All Games			Home Games			Road Games		
	W	L	T	W	L	T	W	L	T
1976	0	14		0	7		0	7	
1977	2	12		1	6		1	6	
1978	5	11		3	5		2	6	
1979	10	6		5	3		5	3	
1980	5	10	1	2	5	1	3	5	
1981	9	7		6	2		3	5	
1982	5	4		4	1		1	3	
1983	2	14		1	7		1	7	
1984	6	10		6	2		0	8	
1985	2	14		2	6		0	8	
1986	2	14		1	7		1	7	
1987	4	11		2	5		2	6	
1988	5	11		3	5		2	6	

## INSIDE THE NUMBERS

Season	All Games			Home Games			Road Games		
	W	L	T	W	L	T	W	L	T
1989	5	11		2	6		3	5	
1990	6	10		4	4		2	6	
1991	3	13		3	5		0	8	
1992	5	11		3	5		2	6	
1993	5	11		3	5		2	6	
1994	6	10		4	4		2	6	
1995	7	9		5	3		2	6	
1996	6	10		5	3		1	7	
1997	10	6		5	3		5	3	
1998	8	8		6	2		2	6	
1999	11	5		7	1		4	4	
2000	10	6		6	2		4	4	
2001	9	7		5	3		4	4	
2002	12	4		6	2		6	2	
2003	7	9		3	5		4	4	
2004	5	11		4	4		1	7	
2005	11	5		6	2		5	3	
2006	4	12		3	5		1	7	
2007	9	7		6	2		3	5	
2008	9	7		6	2		3	5	
2009	3	13		1	7		2	6	
2010	10	6		4	4		6	2	
2011	4	12		3	5		1	7	
2012	7	9		3	5		4	4	
2013	4	12		3	5		1	7	
2014	2	14		0	8		2	6	
2015	6	10		3	5		3	5	
2016	9	7		4	4		5	3	
2017	5	11		4	4		1	7	
2018	5	11		4	4		1	7	
2019	7	9		2	6		5	3	
2020	11	5		5	3		6	2	
2021	13	4		7	1		6	3	
	<b>291</b>	<b>433</b>	<b>1</b>	<b>171</b>	<b>190</b>	<b>1</b>	<b>120</b>	<b>243</b>	

### WASHINGTON COMMANDERS\*

Season	All Games			Home Games			Road Games		
	W	L	T	W	L	T	W	L	T
1932	4	4	2	2	3	1	2	1	1
1933	5	5	2	4	2		1	3	2
1934	6	6		4	3		2	3	
1935	2	8	1	2	5		0	3	1
1936	7	5		4	3		3	2	
1937	8	3		4	2		4	1	
1938	6	3	2	3	1	1	3	2	1
1939	8	2	1	5	0	1	3	2	
1940	9	2		6	0		3	2	
1941	6	5		4	2		2	3	
1942	10	1		5	1		5	0	
1943	6	3	1	4	2		2	1	1
1944	6	3	1	4	2		2	1	1
1945	8	2		6	0		2	2	
1946	5	5	1	3	2	1	2	3	
1947	4	8		4	2		0	6	
1948	7	5		4	2		3	3	
1949	4	7	1	3	3		1	4	1
1950	3	9		1	5		2	4	
1951	5	7		2	4		3	3	
1952	4	8		1	5		3	3	
1953	6	5	1	3	3		3	2	1
1954	3	9		3	3		0	6	
1955	8	4		3	3		5	1	
1956	6	6		4	2		2	4	
1957	5	6	1	2	3	1	3	3	
1958	4	7	1	3	2	1	1	5	
1959	3	9		2	4		1	5	
1960	1	9	2	1	4	1	0	5	1
1961	1	12	1	1	6		0	6	1
1962	5	7	2	3	4		2	3	2
1963	3	11		1	6		2	5	

Season	All Games			Home Games			Road Games		
	W	L	T	W	L	T	W	L	T
1964	6	8		4	3		2	5	
1965	6	8		3	4		3	4	
1966	7	7		4	3		3	4	
1967	5	6	3	2	4	1	3	2	2
1968	5	9		3	4		2	5	
1969	7	5	2	4	2	1	3	3	1
1970	6	8		4	3		2	5	
1971	9	4	1	4	2	1	5	2	
1972	11	3		6	1		5	2	
1973	10	4		7	0		3	4	
1974	10	4		6	1		4	3	
1975	8	6		5	2		3	4	
1976	10	4		5	2		5	2	
1977	9	5		5	2		4	3	
1978	8	8		5	3		3	5	
1979	10	6		6	2		4	4	
1980	6	10		4	4		2	6	
1981	8	8		5	3		3	5	
1982	8	1		3	1		5	0	
1983	14	2		7	1		7	1	
1984	11	5		7	1		4	4	
1985	10	6		5	3		5	3	
1986	12	4		7	1		5	3	
1987	11	4		6	1		5	3	
1988	7	9		4	4		3	5	
1989	10	6		4	4		6	2	
1990	10	6		7	1		3	5	
1991	14	2		7	1		7	1	
1992	9	7		6	2		3	5	
1993	4	12		3	5		1	7	
1994	3	13		0	8		3	5	
1995	6	10		4	4		2	6	
1996	9	7		5	3		4	4	
1997	8	7	1	5	2	1	3	5	
1998	6	10		4	4		2	6	
1999	10	6		6	2		4	4	
2000	8	8		4	4		4	4	
2001	8	8		4	4		4	4	
2002	7	9		5	3		2	6	
2003	5	11		3	5		2	6	
2004	6	10		3	5		3	5	
2005	10	6		6	2		4	4	
2006	5	11		3	5		2	6	
2007	9	7		5	3		4	4	
2008	8	8		4	4		4	4	
2009	4	12		3	5		1	7	
2010	6	10		2	6		4	4	
2011	5	11		2	6		3	5	
2012	10	6		5	3		5	3	
2013	3	13		2	6		1	7	
2014	4	12		3	5		1	7	
2015	9	7		6	2		3	5	
2016	8	7	1	4	4		4	3	1
2017	7	9		5	3		2	6	
2018	7	9		3	5		4	4	
2019	3	13		1	7		2	6	
2020	7	9		3	5		4	4	
2021	7	10		3	5		4	5	
	<b>617</b>	<b>622</b>	<b>28</b>	<b>352</b>	<b>279</b>	<b>11</b>	<b>265</b>	<b>343</b>	<b>17</b>

\*includes Boston Braves (1932), Boston Redskins (1933-36), Washington Redskins (1937-2019) and Washington Football Team (2020-21).

## INSIDE THE NUMBERS

ALL-TIME REGULAR-SEASON RECORDS  
OF NFL FRANCHISES

AFC	W	L	T	Pct.
New England	529	411	9	.563
Baltimore	233	183	1	.560
Miami	476	385	4	.553
Kansas City	507	430	12	.541
Pittsburgh	652	563	22	.537
Indianapolis	543	481	7	.530
Denver	495	444	10	.527
Las Vegas	491	447	11	.523
L.A. Chargers	468	470	11	.499
Tennessee	463	480	6	.491
Cleveland	494	514	11	.490
Buffalo	449	492	8	.477
Cincinnati	373	459	5	.449
N.Y. Jets	414	527	8	.440
Houston	139	182	0	.433
Jacksonville	180	253	0	.416
<b>NFC</b>				
	W	L	T	Pct.
Green Bay	782	581	38	.573
Dallas	538	403	6	.572
Chicago	783	610	42	.562
Minnesota	503	421	11	.544
San Francisco	561	492	14	.533
N.Y. Giants	706	631	33	.528
Seattle	374	350	1	.517
L.A. Rams	599	580	21	.508
Washington	617	622	28	.498
Philadelphia	594	623	26	.488
Carolina	205	227	1	.475
New Orleans	396	450	5	.468
Detroit	570	694	34	.451
Atlanta	376	483	6	.438
Arizona	577	767	41	.430
Tampa Bay	291	433	1	.402

*From 1920-71, ties were not included in win percentage.*

## TV RATINGS/ATTENDANCE

### TOP 20 U.S. TELEVISION BROADCASTS OF 2021\*

(Based on Nielsen Company Figures)

Rank	Show	Network(s)	Viewers**	Date
1.	Super Bowl LV (KC/TB)	CBS	95,207,000	Feb. 7, 2021
2.	Super Bowl Kickoff Pregame, 6 p.m.	CBS	58,728,000	Feb. 7, 2021
3.	NFC Championship (TB/GB)	FOX	47,664,000	Jan. 24, 2021
4.	AFC Championship (BUF/KC)	CBS	42,837,000	Jan. 24, 2021
5.	Las Vegas at Dallas, Week 12 (Thanksgiving)	CBS	40,802,000	Nov. 25, 2021
6.	NFC Divisional Playoff (TB/NO)	FOX	36,791,000	Jan. 17, 2021
7.	AFC Divisional Playoff (CLE/KC)	CBS	35,064,000	Jan. 17, 2021
8.	NFC Wild Card Playoff (CHI/NO)	CBS/Nickelodeon	31,160,000	Jan. 10, 2021
9.	Dallas at Kansas City, Week 11	FOX	28,726,000	Nov. 21, 2021
10.	Cleveland at Green Bay, Week 16 (Christmas)	FOX/NFLN	28,589,000	Dec. 25, 2021
11.	Chicago at Detroit, Week 12 (Thanksgiving)	FOX	28,247,000	Nov. 25, 2021
12.	NFC Divisional Playoff (LAR/GB)	FOX	27,565,000	Jan. 16, 2021
13.	Super Bowl Pregame, 5:30 p.m.	CBS	27,344,000	Feb. 7, 2021
14.	Tampa Bay at New England, Week 4	NBC	27,221,000	Oct. 3, 2021
15.	Arizona at Dallas, Week 17	FOX	26,788,000	Jan. 2, 2022
16.	AFC Divisional Playoff (BAL/BUF)	NBC	26,676,000	Jan. 16, 2021
17.	AFC Wild Card Playoff (BAL/TEN)	ABC/ESPN/ESPN2	25,576,000	Jan. 10, 2021
18.	L.A. Rams at Green Bay, Week 12	FOX	25,238,000	Nov. 28, 2021
19.	Dallas at Tampa Bay, Week 1	NBC	25,190,000	Sept. 9, 2021
20.	AFC Wild Card Playoff (CLE/PIT)	NBC	25,099,000	Jan. 10, 2021

\*The top 29 TV broadcasts in 2021 (from Jan. 4, 2021 to Jan. 2, 2022) were either NFL games or NFL pregame shows.

\*\*Represents the average audience throughout the telecast (what's reported in usual ratings/viewership).

### NFL'S 10 HIGHEST SINGLE-GAME ATTENDANCE TOTALS

Date	Site	Game	Teams	Attendance
Aug. 15, 1994	Estadio Azteca	American Bowl (Mexico City)	Cowboys vs. Oilers	112,376
Aug. 17, 1998	Estadio Azteca	American Bowl (Mexico City)	Cowboys vs. Patriots	106,424
Aug. 22, 1947	Soldier Field	College All-Star	Bears vs. All-Stars	105,840
Sept. 20, 2009	Cowboys Stadium	Regular Season	Cowboys vs. Giants	105,121
Aug. 4, 1997	Estadio Guillermo Canedo	American Bowl (Mexico City)	Broncos vs. Dolphins	104,629
Jan. 20, 1980	Rose Bowl	Super Bowl XIV	Steelers vs. Rams	103,985
Jan. 30, 1983	Rose Bowl	Super Bowl XVII	Redskins vs. Dolphins	103,667
Oct. 2, 2005	Estadio Azteca	Regular Season (Mexico City)	49ers at Cardinals	103,467
Jan. 9, 1977	Rose Bowl	Super Bowl XI	Raiders vs. Vikings	103,438
Nov. 10, 1957	L.A. Coliseum	Regular Season	49ers at Rams	102,368

### NFL'S TOP FIVE PAID ATTENDANCE TOTALS, ALL GAMES

Year	Preseason	Regular Season	Postseason	All Games
2007	4,119,278	17,345,205	792,019	22,256,502
2006	4,083,282	17,340,879	775,551	22,199,712
2008	3,995,942	17,055,982	806,840	21,858,764
2005	3,977,388	17,012,453	802,255	21,792,096
2016	3,836,548	17,081,672	851,548	21,769,768

### NFL'S TOP 10 PAID ATTENDANCE WEEKENDS

Weekend	Games	Attendance
Sept. 8, 11-12, 2005	16	1,115,018
Dec. 6, 9-10, 2007	16	1,113,376
Nov. 20-21, 2005	16	1,112,555
Dec. 27-28, 2003	16	1,106,818
Nov. 19-20, 2006	16	1,106,739
Sept. 23-24, 2007	16	1,103,570
Dec. 24-26, 2005	16	1,102,701
Sept. 7, 10-11, 2006	16	1,102,102
Sept. 9, 12-13, 2004	16	1,101,332
Dec. 7, 10-11, 2006	16	1,099,794

### NFL'S TOP 10 TEAM SINGLE-SEASON HOME PAID ATTENDANCE TOTALS

Year	Club	Games	Attendance
2007	Washington Redskins	8	711,471
2008	Washington Redskins	8	710,049
2006	Washington Redskins	8	708,952
2004	Washington Redskins	8	707,920
2005	Washington Redskins	8	707,614
2021	Dallas Cowboys	8	691,390
2017	Dallas Cowboys	8	686,833
2009	Washington Redskins	8	681,703
2010	Washington Redskins	8	680,966
2016	Dallas Cowboys	8	678,465

**PAID ATTENDANCE**

**NFL PAID ATTENDANCE**

Year	Regular Season	Average	Postseason	Total
2021	#17,511,681 (272 games+)	64,381	849,555	#18,361,236
2020%	1,004,097 (256 games)	3,922	81,674	1,085,771
2019	16,382,231 (256 games)	63,993	825,897	17,208,128
2018	16,428,195 (256 games)	64,173	863,211	17,291,406
2017	16,423,853 (256 games)	64,156	807,498	17,231,351
2016	17,081,672 (256 games)	66,725	851,548	17,933,220
2015	16,774,160 (256 games)	65,524	795,438	17,569,598
2014	16,928,403 (255 games****)	66,386	842,309	17,770,712
2013	16,837,676 (256 games)	65,772	822,651	17,660,327
2012	16,658,950 (256 games)	65,074	821,433	17,480,383
2011	16,562,706 (256 games)	64,698	828,457	17,391,163
2010	16,569,514 (255 games****)	64,978	800,426	17,369,940
2009	16,651,126 (256 games)	65,043	823,882	17,475,008
2008	17,055,982 (256 games)	66,625	806,840	17,862,822
2007	17,345,205 (256 games)	#67,755	792,019	18,137,224
2006	17,340,879 (256 games)	67,738	775,551	18,116,430
2005	17,012,453 (256 games)	66,455	802,255	17,814,708
2004	17,000,811 (256 games)	66,409	788,965	17,789,776
2003	16,913,584 (255 games****)	66,328	805,546	17,719,130
2002	16,833,310 (256 games)	65,755	881,944	17,615,254
2001	16,166,258 (248 games)	65,187	766,905	16,933,163
2000	16,387,289 (248 games)	66,078	809,132	17,196,421
1999	16,206,640 (248 games)	65,349	793,759	17,000,399
1998	15,364,873 (240 games)	64,020	822,885	16,187,758
1997	14,967,314 (240 games)	62,364	801,879	15,769,193
1996	14,612,417 (240 games)	60,885	769,310	15,381,727
1995	15,043,562 (240 games)	62,682	790,906	15,834,468
1994	14,030,435 (224 games)	62,636	779,738	14,810,173
1993	13,966,843 (224 games)	62,352	814,607	14,781,450
1992	13,828,887 (224 games)	61,736	815,910	14,644,797
1991	13,841,459 (224 games)	61,792	813,247	14,654,706
1990	13,959,896 (224 games)	62,321	847,543	14,807,439
1989	13,625,662 (224 games)	60,829	685,771	14,311,433
1988	13,539,848 (224 games)	60,446	658,317	14,198,165
1987	11,406,166 (210 games**)	54,315	656,977	12,063,143
1986	13,588,551 (224 games)	60,663	734,002	14,322,553
1985	13,345,407 (224 games)	59,567	710,768	14,055,815
1984	13,398,112 (224 games)	59,813	665,194	14,063,306
1983	13,277,222 (224 games)	59,273	675,513	13,952,735
1982	7,367,438 (126 games*)	58,472	#1,033,153	8,400,591
1981	13,606,990 (224 games)	60,745	637,763	14,244,753
1980	13,392,230 (224 games)	59,787	624,430	14,016,660
1979	13,182,039 (224 games)	58,848	630,326	13,812,365
1978	12,771,800 (224 games)	57,017	624,388	13,396,188
1977	11,018,632 (196 games)	56,218	534,925	11,553,557
1976	11,070,543 (196 games)	56,482	492,884	11,563,427
1975	10,213,193 (182 games)	56,116	475,919	10,689,112
1974	10,236,322 (182 games)	56,244	438,664	10,674,986
1973	10,730,933 (182 games)	58,961	525,433	11,256,366
1972	10,445,827 (182 games)	57,395	483,345	10,929,172
1971	10,076,035 (182 games)	55,363	483,891	10,559,926
1970	9,533,333 (182 games)	52,381	458,493	9,991,826
1969	6,096,127 (112 games) NFL	54,430	162,279	6,258,406
	2,843,373 (70 games) AFL	40,620	167,088	3,010,461
1968	5,882,313 (112 games) NFL	52,521	215,902	6,098,215
	2,635,004 (70 games) AFL	37,643	114,438	2,749,442
1967	5,938,924 (112 games) NFL	53,026	166,208	6,105,132
	2,295,697 (63 games) AFL	36,439	53,330	2,349,027
1966	5,337,044 (105 games) NFL	50,829	74,152	5,411,196
	2,160,369 (63 games) AFL	34,291	42,080	2,202,449
1965	4,634,021 (98 games) NFL	47,286	100,304	4,734,325
	1,782,384 (56 games) AFL	31,828	30,361	1,812,745
1964	4,563,049 (98 games) NFL	46,562	79,544	4,642,593
	1,447,875 (56 games) AFL	25,855	40,242	1,488,117
1963	4,163,643 (98 games) NFL	42,486	45,801	4,209,444
	1,208,697 (56 games) AFL	21,584	63,171	1,271,868

## PAID ATTENDANCE/SCORING

Year	Regular Season		Average	Postseason	Total
1962	4,003,421 (98 games)	NFL	40,851	64,892	4,068,313
	1,147,302 (56 games)	AFL	20,487	37,981	1,185,283
1961	3,986,159 (98 games)	NFL	40,675	39,029	4,025,188
	1,002,657 (56 games)	AFL	17,904	29,556	1,032,213
1960	3,128,296 (78 games)	NFL	40,106	67,325	3,195,621
	926,156 (56 games)	AFL	16,538	32,183	958,339
1959	3,140,000 (72 games)		43,617	57,545	3,197,545
1958	3,006,124 (72 games)		41,752	123,659	3,129,783
1957	2,836,318 (72 games)		39,393	119,579	2,955,897
1956	2,551,263 (72 games)		35,434	56,836	2,608,099
1955	2,521,836 (72 games)		35,026	85,693	2,607,529
1954	2,190,571 (72 games)		30,425	43,827	2,234,398
1953	2,164,585 (72 games)		30,064	54,577	2,219,162
1952	2,052,126 (72 games)		28,502	97,507	2,149,633
1951	1,913,019 (72 games)		26,570	57,522	1,970,541
1950	1,977,753 (78 games)		25,356	136,647	2,114,400
1949	1,391,735 (60 games)		23,196	27,980	1,419,715
1948	1,525,243 (60 games)		25,421	36,309	1,561,552
1947	1,837,437 (60 games)		30,624	66,268	1,903,705
1946	1,732,135 (55 games)		31,493	58,346	1,790,481
1945	1,270,401 (50 games)		25,408	32,178	1,302,579
1944	1,019,649 (50 games)		20,393	46,016	1,065,665
1943	969,128 (40 games)		24,228	71,315	1,040,443
1942	887,920 (55 games)		16,144	36,006	923,926
1941	1,108,615 (55 games)		20,157	55,870	1,164,485
1940	1,063,025 (55 games)		19,328	36,034	1,099,059
1939	1,071,200 (55 games)		19,476	32,279	1,103,479
1938	937,197 (55 games)		17,040	48,120	985,317
1937	963,039 (55 games)		17,510	15,878	978,917
1936	816,007 (54 games)		15,111	29,545	845,552
1935	638,178 (53 games)		12,041	15,000	653,178
1934	492,684 (60 games)		8,211	35,059	527,743

# Record

\*Players' 57-day strike reduced 224-game schedule to 126 games.

\*\*Players' 24-day strike reduced 224-game schedule to 210 games.

\*\*\*The Week 8 Miami at San Diego game is not included. The game was moved to Arizona due to the San Diego wildfires and tickets were distributed at no charge.

\*\*\*\*The Week 14 N.Y. Giants at Minnesota game is not included. The game was moved to Detroit due to the Minneapolis blizzard. Original game tickets were cross-honored at Ford Field. Remaining tickets were distributed at no charge.

\*\*\*\*\*The Week 12 N.Y. Jets at Buffalo game is not included. The game was moved to Detroit due to the Buffalo blizzard.

%The 2020 season was played during the COVID-19 pandemic.

+The Week 1 Green Bay at New Orleans game was moved to Jacksonville due to Hurricane Ida. Paid attendance was 29,861.

### NFL'S HIGHEST-SCORING WEEKENDS

Point Total	Date	Week of Season
859	Dec. 5, 8-9, 2013	14th
853	Sept. 17, 20-21, 2020	Second
844	Dec. 12, 15-16, 2013	15th
838	Jan. 3, 2021	17th
837	Nov. 20-24, 2008	12th
835	Sept. 24, 27-28, 2020	Third
830	Dec. 17, 19-21, 2020	15th
825	Dec. 22, 24-26, 2016	16th
817	Jan. 8-9, 2022	18th
813	Dec. 5, 8-9, 2019	14th
801	Oct. 7-11, 2021	Fifth
801	Sept. 27, Sept. 30-Oct. 1, 2018	Fourth



# History

Pro Football Hall of Fame, Enshrinee Biographies .....	336
Pro Football Hall of Fame, Enshrinees by Year of Induction .....	353
Hall of Fame Games, NFL.....	354
Chronology of Professional Football .....	355
Past NFL Standings.....	376
All-Time Team vs. Team Results .....	407
Super Bowl Standings/Most Valuable Players.....	495
Super Bowl Game Results/Game LV Summary .....	496
Playoff Game Summaries.....	498
Sunday Night Won-Loss Records .....	510
Monday Night Won-Loss Records .....	512
Monday Night Football Individual Records .....	514
International Games .....	516
Kickoff Weekend, NFL Opening .....	517
Thanksgiving Day Football Results.....	518
Thanksgiving Day Individual Records.....	521
Interconference Games.....	522
Walter Payton Award.....	523
Associated Press NFL Most Valuable Players .....	524
Associated Press Awards.....	526
Number-One Draft Choices.....	528
First-Round Selections .....	530

## PRO FOOTBALL HALL OF FAME

From its humble beginnings in 1963 to today, the Pro Football Hall of Fame has grown in both size and stature. Recognized worldwide as America's premier sports Hall of Fame, it is doubtful that even the most optimistic of those who led the drive to bring the Hall of Fame to Canton, Ohio, could have envisioned the successes it would realize.

An exhilarating museum and attraction, the Hall of Fame pays tribute to the talents and triumphs of pro football's greatest stars. Chronicled within the walls of the Hall of Fame are the stories and circumstances of play that bring to life words such as courage, dedication, vision, fair play, integrity and excellence.

The Pro Football Hall of Fame has welcomed over 10 million fans. Each year, visitors travel from each of the 50 states in the United States and from upwards of 70 foreign countries to tour the Hall of Fame.

Today, the Hall of Fame reaches tens of millions of additional football fans each year through broad outreach such as national televised events, an in-depth website, educational and youth programs, social media, traveling exhibits, and special events held around the country.

The Pro Football Hall of Fame works collaboratively with the pro football family - the National Football League, the 32 NFL clubs, and other entities. The cooperative efforts of all of these organizations have contributed greatly to the overall success of the Pro Football Hall of Fame. In turn, the Hall strives to serve as the best possible historical showplace and repository for the sport of pro football.

The Hall of Fame is a 501(c)(3) not-for-profit educational institution guided by its Mission to "Honor the Heroes of the Game, Preserve its History, Promote its Values & Celebrate Excellence Together."

A 49-member Selection Committee of media representatives, elects new members to the Pro Football Hall of Fame. The year-round selection process culminates with the election of no fewer than four or no more than eight new members each year. An affirmative vote of 80 percent is needed for election.

The charter class of 17 enshrinees was elected in 1963 and the honor roll now stands at 362 (180 living as of April 15, 2022) with the election of an eight-man class in 2022.

### ROSTER OF MEMBERS HERB ADDERLEY

Cornerback. 6-0, 205. Born in Philadelphia, Pa., June 8, 1939. Died Oct. 30, 2020. Michigan State. Inducted in 1980. 1961-69 Green Bay Packers, 1970-72 Dallas Cowboys. **Highlights:** 48 interceptions, seven touchdowns. Played in four Super Bowls, five Pro Bowls.

### TROY AIKMAN

Quarterback. 6-4, 219. Born in West Covina, Calif., Nov. 21, 1966. Oklahoma, UCLA. Inducted in 2006. 1989-2000 Dallas Cowboys. **Highlights:** His 90 wins in 1990s made him winningest quarterback in that decade. Led Cowboys to three Super Bowl wins. Passed for 32,942 yards, 165 touchdowns. Named to six Pro Bowls.

### GEORGE ALLEN

Coach. Born in Detroit, Mich., April 29, 1918. Died Dec. 31, 1990. Alma College, Eastern Michigan, Marquette, Michigan. Inducted in 2002. 1966-70 Los Angeles Rams, 1971-77 Washington Redskins. **Highlights:** 118-54-5 overall record. Never suffered a losing season, and ranked 10th in coaching victories at time of retirement.

### LARRY ALLEN

Guard-tackle. 6-3, 325. Born in Los Angeles, Calif., Nov. 27, 1971. Inducted in 2013. 1994-2005 Dallas Cowboys, 2006-07 San Francisco 49ers. **Highlights:** Named first-team All-Pro seven straight seasons. Elected to 11 Pro Bowls. Member of NFL's All-Decade Teams of 1990s and 2000s.

### MARCUS ALLEN

Running back. 6-2, 210. Born in San Diego, Calif., March 26, 1960. Southern California. Inducted in 2003. 1982-92 Los Angeles Raiders, 1993-97 Kansas City Chiefs. **Highlights:** First player in NFL history to tally 10,000 rushing yards and 5,000 receiving yards. MVP, Super Bowl XVIII.

### LANCE ALWORTH

Wide receiver. 6-0, 184. Born in Houston, Texas, Aug. 3, 1940. Arkansas. Inducted in 1978. 1962-70 San Diego Chargers, 1971-72 Dallas Cowboys. **Highlights:** 542 receptions for 10,266 yards, 85 touchdowns. All-AFL seven times, seven All-Star games.

### MORTEN ANDERSEN

Kicker. 6-2, 218. Born in Struer, Denmark, Aug. 19, 1960. Michigan State. Inducted in 2017. 1982-94 New Orleans Saints, 1995-2000, 2006-07 Atlanta Falcons, 2001 New York Giants, 2002-03 Kansas City Chiefs, 2004 Minnesota Vikings. **Highlights:** Set NFL records for career points (2,544), most field goals (565), games played (382).

### DOUG ATKINS

Defensive end. 6-8, 275. Born in Humboldt, Tenn., May 8, 1930. Tennessee. Died Dec. 30, 2015. Inducted in 1982. 1953-54 Cleveland Browns, 1955-66 Chicago Bears, 1967-69 New Orleans Saints. **Highlights:** Eight Pro Bowls, All-NFL four times. Played for 17 years, 205 games.

### STEVE ATWATER

Safety. 6-3, 218. Born in Chicago, Ill., Oct. 28, 1966. Arkansas. Inducted in 2020. 1989-98 Denver Broncos, 1999 New York Jets. **Highlights:** Totaled more than 1,000 career tackles. 24 career interceptions. Voted to eight Pro Bowls.

### MORRIS (RED) BADGRO

End. 6-0, 190. Born in Orillia, Wash., Dec. 1, 1902. Died July 13, 1998. Southern California. Inducted in 1981. 1927-28 New York Yankees, 1930-35 New York Giants, 1936 Brooklyn Dodgers. **Highlights:** First- or second-team All-NFL four times. Scored first touchdown in NFL Championship Game series.

### CHAMP BAILEY

Cornerback. 6-0, 192. Born in Fort Campbell, Ky., June 22, 1978. Georgia. Inducted in 2019. 1999-2003 Washington Redskins, 2004-13 Denver Broncos. **Highlights:** Amassed 52 career interceptions returned for 464 yards and four TDs. Voted to 12 Pro Bowls.

### LEM BARNEY

Cornerback. 6-0, 190. Born in Gulfport, Miss., Sept. 8, 1945. Jackson State. Inducted in 1992. 1967-77 Detroit Lions. **Highlights:** 56 interceptions for 1,077 yards, 11 touchdowns (7 defensive, 4 special teams). Seven Pro Bowls, All-NFL/NFC four times.

### CLIFF BATTLES

Halfback. 6-1, 195. Born in Akron, Ohio, May 1, 1910. Died April 28, 1981. West Virginia Wesleyan. Inducted in 1968. 1932 Boston Braves, 1933-36 Boston Redskins, 1937 Washington Redskins. **Highlights:** NFL rushing champion 1932, 1937. First to gain more than 200 yards in a game, 1933.

### SAMMY BAUGH

Quarterback. 6-2, 180. Born in Temple, Texas, March 17, 1914. Died Dec. 17, 2008. TCU. Inducted in 1963. 1937-52 Washington Redskins. **Highlights:** Charter enshrinee. Six-time NFL passing leader. NFL passing, punting, interception champ, 1943.

### BOBBY BEATHARD

Contributor. Born in Zanesville, Ohio, Jan. 24, 1937. Cal Poly-San Luis Obispo. Inducted in 2018. 1966-67 Kansas City Chiefs, 1968-71 Atlanta Falcons, 1972-77 Miami Dolphins, 1978-88 Washington Redskins, 1990-99 San Diego Chargers. **Highlights:** Noted for his adept eye for talent. Integral part of Miami's first two Super Bowl teams. As Redskins general manager, team made five playoff appearances in six-season span, including two Super Bowl titles. Guided San Diego to first Super Bowl appearance.

### CHUCK BEDNARIK

Center-linebacker. 6-3, 230. Born in Bethlehem, Pa., May 1, 1925. Died March 21, 2015. Pennsylvania. Inducted in 1967. 1949-62 Philadelphia Eagles. **Highlights:** Eight Pro Bowls. Missed three games in 14 years. Named NFL all-time center, 1969.

## PRO FOOTBALL HALL OF FAME

**BERT BELL**

Team owner. Commissioner. Born in Philadelphia, Pa., Feb. 25, 1895. Died Oct. 11, 1959. Pennsylvania. Inducted in 1963. 1933-40 Philadelphia Eagles, 1941-42 Pittsburgh Steelers, 1943 Phil-Pitt, 1944 Card-Pitt, 1945-46 Pittsburgh Steelers. Commissioner, 1946-59. **Highlights:** Charter enshrinee. Built NFL image as commissioner, 1946-1959. Set up long-term television policies.

**BOBBY BELL**

Linebacker. 6-4, 225. Born in Shelby, N.C., June 17, 1940. Minnesota. Inducted in 1983. 1963-74 Kansas City Chiefs. **Highlights:** 26 interceptions. All-AFL/AFC eight times. Nine career touchdowns, one on inside-kick return.

**RAYMOND BERRY**

End. 6-2, 187. Born in Corpus Christi, Texas, Feb. 27, 1933. Southern Methodist. Inducted in 1973. 1955-67 Baltimore Colts. **Highlights:** 631 receptions for 9,275 yards, 68 touchdowns. Set NFL title game mark with 12 catches for 178 yards, 1958.

**ELVIN BETHEA**

Defensive end. 6-2, 260. Born in Trenton, N.J., March 1, 1946. North Carolina A&T. Inducted in 2003. 1968-83 Houston Oilers. **Highlights:** Led team in sacks six times. Elected to eight Pro Bowls. Played for 16 years, 210 games.

**JEROME BETTIS**

Running back. 5-11, 243. Born in Detroit, Mich., Feb. 16, 1972. Notre Dame. Inducted in 2015. 1993-95 Los Angeles/St. Louis Rams, 1996-2005 Pittsburgh Steelers. **Highlights:** Ranked fifth all-time with 13,662 career rushing yards at retirement. Voted to six Pro Bowls.

**CHARLES W. BIDWILL SR.**

Team owner. Born in Chicago, Ill., Sept. 16, 1895. Died April 19, 1947. Loyola of Chicago. Inducted in 1967. 1933-43 Chicago Cardinals, 1944 Card-Pitt, 1945-47 Chicago Cardinals. **Highlights:** Guiding light for NFL during depression years. Built famous "Dream Backfield."

**FRED BILETNIKOFF**

Wide receiver. 6-1, 190. Born in Erie, Pa., Feb. 23, 1943. Florida State. Inducted in 1988. 1965-78 Oakland Raiders. **Highlights:** 589 receptions for 8,974 yards, 76 touchdowns. 40 catches 10 straight years. MVP, Super Bowl XI.

**GEORGE BLANDA**

Quarterback-kicker. 6-2, 215. Born in Youngwood, Pa., Sept. 17, 1927. Died Sept. 27, 2010. Kentucky. Inducted in 1981. 1949-58 Chicago Bears, 1950 Baltimore Colts, 1960-66 Houston Oilers, 1967-75 Oakland Raiders. **Highlights:** 2,002 career points. 26-season, 340-game career longest in NFL history at retirement.

**MEL BLOUNT**

Cornerback. 6-3, 205. Born in Vidalia, Ga., April 10, 1948. Southern University. Inducted in 1989. 1970-83 Pittsburgh Steelers. **Highlights:** 57 interceptions for 736 yards. NFL defensive MVP, 1975. Started in four Super Bowl victories.

**TONY BOSELLI**

Tackle. 6-7, 324. Born in Modesto, California, April 17, 1972. Southern California. Inducted in 2022. 1995-2001 Jacksonville Jaguars. **Highlights:** Anchored offensive line that helped team to four straight playoff appearances from 1996-99. Named First-Team All-Pro three consecutive seasons. Selected to the NFL's All-Decade Team of the 1990s despite only playing in half of the decade.

**PAT BOWLEN**

Team owner. Born in Prairie du Chien, Wis., Feb. 18, 1944. Died June 13, 2019. Oklahoma. Inducted in 2019. 1984-2019 Denver Broncos. **Highlights:** Shaped the Broncos into one of the most storied franchises in NFL history. More than 350 victories, seven Super Bowl appearances during his ownership.

**TERRY BRADSHAW**

Quarterback. 6-3, 210. Born in Shreveport, La., September 2, 1948. Louisiana Tech. Inducted in 1989. 1970-83 Pittsburgh Steelers. **Highlights:** 27,989 yards passing, 212 touchdowns. MVP in Super Bowls XIII, XIV.

**CLIFF BRANCH**

Wide Receiver. 5-11, 170. Born in Houston, Texas, Aug. 1, 1948. Died Aug. 3, 2019. Warton County (Texas) Junior College; Colorado. Inducted in 2022. 1972-85 Oakland/Los Angeles Raiders. **Highlights:** Career stats include 501 catches for 8,685 yards and 67 touchdowns in 182 regular-season games. Three Super Bowl appearances – XI, XV and XVIII – with a victory in each.

**GIL BRANDT**

Contributor. Born in Milwaukee, Wis., March 4, 1933. Wisconsin. Inducted in 2019. 1960-88 Dallas Cowboys, 1995-present National Football League. **Highlights:** Developed innovative scouting and management of personnel systems. Built Cowboys roster, which had winning records in 20 consecutive seasons. Serves as resident historian for NFL.com.

**ROBERT BRAZILE**

Linebacker. 6-4, 241. Born in Mobile, Ala., Feb. 7, 1953. Jackson State. Inducted in 2018. 1975-84 Houston Oilers. **Highlights:** Defensive Rookie of the Year, 1975. All-Pro five straight seasons, 1976-1980. Selected to seven Pro Bowls. Named to NFL's All-Decade Team of 1970s.

**DERRICK BROOKS**

Linebacker. 6-0, 232. Born in Pensacola, Fla., April 18, 1973. Florida State. Inducted in 2014. 1995-2008 Tampa Bay Buccaneers. **Highlights:** Never missed a game. NFL Defensive Player of the Year in 2002. Named to NFL's All-Decade Team of 2000s.

**BOB (BOOMER) BROWN**

Tackle. 6-4, 280. Born in Cleveland, Ohio, Dec. 8, 1941. Nebraska. Inducted in 2004. 1964-68 Philadelphia Eagles, 1969-70 Los Angeles Rams, 1971-73 Oakland Raiders. **Highlights:** All-NFL seven of 10 seasons, six Pro Bowls. Named to 1960s All-Decade Team.

**JIM BROWN**

Fullback. 6-2, 228. Born in St. Simons, Ga., Feb. 17, 1936. Syracuse. Inducted in 1971. 1957-65 Cleveland Browns. **Highlights:** 12,312 yards rushing, 756 points. Led NFL rushers eight years. Nine consecutive Pro Bowls.

**PAUL BROWN**

Coach. Born in Norwalk, Ohio, Sept. 7, 1908. Died Aug. 5, 1991. Miami (Ohio). Inducted in 1967. 1946-49 Cleveland Browns (AAFC), 1950-62 Cleveland Browns. **Highlights:** Built Cleveland dynasty with 167-53-8 record, four AAFC titles, three NFL crowns. Returned to coaching with Cincinnati Bengals after induction, 1968-75.

**ROOSEVELT BROWN**

Tackle. 6-3, 255. Born in Charlottesville, Va., Oct. 20, 1932. Died June 9, 2004. Morgan State. Inducted in 1975. 1953-65 New York Giants. **Highlights:** All-NFL eight consecutive years, nine Pro Bowls. NFL's lineman of year, 1956.

**TIM BROWN**

Wide receiver-kick returner-punt returner. 6-0, 195. Born in Dallas, Texas, July 22, 1966. Notre Dame. Inducted in 2015. 1988-2003 Los Angeles/Oakland Raiders, 2004 Tampa Bay Buccaneers. **Highlights:** At retirement, 14,934 career receiving yards were second all-time; 1,094 receptions were third; and 100 touchdown catches were tied for third.

**WILLIE BROWN**

Cornerback. 6-1, 210. Born in Yazoo City, Miss., Dec. 2, 1940. Died Oct. 22, 2019. Grambling. Inducted in 1984. 1963-66 Denver Broncos, 1967-78 Oakland Raiders. **Highlights:** 54 interceptions for 472 yards. Scored on 75-yard interception in Super Bowl XI.

**ISAAC BRUCE**

Wide receiver. 6-1, 184. Born in Ft. Lauderdale, Fla., Nov. 10, 1972. Memphis. Inducted in 2020. 1994-2007 Los Angeles/St. Louis Rams, 2008-09 San Francisco 49ers. **Highlights:** Career total 1,024 receptions for 15,208 yards and 91 TDs. 12 seasons with 50-or-more catches.

## PRO FOOTBALL HALL OF FAME

**BUCK BUCHANAN**

Defensive tackle. 6-7, 274. Born in Gainesville, Ala., Sept. 10, 1940. Died July 16, 1992. Gambling. Inducted in 1990. 1963-75 Kansas City Chiefs. **Highlights:** Led Chiefs defensive efforts in Super Bowl I, IV. Did not miss a game in 13 years.

**NICK BUONICONTI**

Linebacker. 5-11, 220. Born in Springfield, Mass., Dec. 15, 1940. Died July 30, 2019. Notre Dame. Inducted in 2001. 1962-68 Boston Patriots, 1969-74, 1976 Miami Dolphins. **Highlights:** All-AFL/AFC eight times. Named to AFL's All-Time Team.

**DICK BUTKUS**

Linebacker. 6-3, 245. Born in Chicago, Ill., Dec. 9, 1942. Illinois. Inducted in 1979. 1965-73 Chicago Bears. **Highlights:** All-NFL six years, eight consecutive Pro Bowls. 27 fumble recoveries.

**JACK BUTLER**

Cornerback. 6-1, 200. Born in Pittsburgh, Pa., Nov. 12, 1927. Died May 11, 2013. St. Bonaventure. Inducted in 2012. 1951-59 Pittsburgh Steelers. **Highlights:** Retired as NFL's second all-time leading interceptor with 52 career picks, returned for 827 yards, four TDs. Named to four Pro Bowls and selected to the NFL's All-Decade Team of 1950s.

**LEROY BUTLER**

Safety. 6-0, 197. Born in Jacksonville, Fla., July 19, 1968. Florida State. Inducted in 2022. 1990-2001 Green Bay Packers. **Highlights:** Started at strong safety in three consecutive NFC Championship Games and Super Bowls XXXI and XXXII. Career stats: 38 interceptions for 533 yards. 20.5 career sacks and one fumble recovery for a TD. Named to NFL's All-Decade Team of the 1990s.

**EARL CAMPBELL**

Running back. 5-11, 233. Born in Tyler, Texas, March 29, 1955. Texas. Inducted in 1991. 1978-84 Houston Oilers, 1984-85 New Orleans Saints. **Highlights:** 9,407 yards rushing, 74 touchdowns. 1,934 yards rushing in 1980, including four games with at least 200 yards.

**TONY CANADEO**

Halfback. 5-11, 195. Born in Chicago, Ill., May 5, 1919. Died Nov. 29, 2003. Gonzaga. Inducted in 1974. 1941-44, 1946-52 Green Bay Packers. **Highlights:** Two-way player. Third player to rush for 1,000 yards in single season, 1949.

**HAROLD CARMICHAEL**

Wide receiver. 6-8, 225. Born in Jacksonville, Fla., Sept. 22, 1949. Southern University. Inducted in 2020. 1971-83 Philadelphia Eagles, 1984 Dallas Cowboys. **Highlights:** Career stats: 590 receptions for 8,985 yards, 79 TDs. Registered 40-or-more catches in nine straight seasons. Selected to four Pro Bowls.

**JOE CARR**

NFL president. Born in Columbus, Ohio, Oct. 23, 1879. Died May 20, 1939. Did not attend college. Inducted in 1963. President, 1921-39 National Football League. **Highlights:** Charter enshrinee. NFL co-organizer, 1920. Introduced standard player contract.

**HARRY CARSON**

Linebacker. 6-2, 237. Born in Florence, S.C., Nov. 26, 1953. South Carolina State. Inducted in 2006. 1976-88 New York Giants. **Highlights:** 11 career interceptions. Named to nine Pro Bowls. Named first- or second-team All-NFL six times.

**CRIS CARTER**

Wide receiver. 6-3, 202. Born in Troy, Ohio, Nov. 25, 1965. Inducted in 2013. 1987-89 Philadelphia Eagles, 1990-2001 Minnesota Vikings, 2002 Miami Dolphins. **Highlights:** Recorded eight straight 1,000-yard seasons. Career statistics include 1,101 receptions for 13,899 yards and 130 TD catches. Elected to eight Pro Bowls. Named to NFL's All-Decade Team of 1990s.

**DAVE CASPER**

Tight end. 6-4, 240. Born in Bemidji, Minn., Feb. 2, 1952. Notre Dame. Inducted in 2002. 1974-80 Oakland Raiders, 1980-83 Houston Oilers, 1983 Minnesota Vikings, 1984 Los Angeles Raiders. **Highlights:** 378 receptions for 5,216 yards, 52 touchdowns. Five consecutive Pro Bowls.

**GUY CHAMBERLIN**

End. Coach. 6-2, 196. Born in Blue Springs, Neb., Jan. 16, 1894. Died April 4, 1967. Nebraska. Inducted in 1965. 1919 Canton Bulldogs, 1920-21 Decatur Staleys/Chicago Staleys, player-coach 1922-23 Canton Bulldogs, 1924 Cleveland Bulldogs, 1925-26 Frankford Yellowjackets, 1927-28 Chicago Cardinals. **Highlights:** Player-coach of four NFL championship teams. Six-year coaching record of 58-16-7.

**JACK CHRISTIANSEN**

Safety. 6-1, 185. Born in Sublette, Kan., Dec. 20, 1928. Died June 29, 1986. Colorado State. Inducted in 1970. 1951-58 Detroit Lions. **Highlights:** 46 interceptions. NFL interception leader, 1953, 1957. Eight punt returns for touchdowns.

**EARL (DUTCH) CLARK**

Quarterback. 6-0, 185. Born in Fowler, Colo., Oct. 11, 1906. Died Aug. 5, 1978. Colorado College. Inducted in 1963. 1931-32 Portsmouth Spartans, 1934-38 Detroit Lions. **Highlights:** Charter enshrinee. NFL scoring champion three years. Led Lions to 1935 NFL title.

**GEORGE CONNOR**

Tackle-linebacker. 6-3, 240. Born in Chicago, Ill., Jan. 21, 1925. Died March 31, 2003. Holy Cross, Notre Dame. Inducted in 1975. 1948-55 Chicago Bears. **Highlights:** All-NFL at three positions: T, DT, LB. All-NFL five years. Played in first four Pro Bowls.

**JIMMY CONZELMAN**

Quarterback. Coach. Team owner. 6-0, 180. Born in St. Louis, Mo., March 6, 1898. Died July 31, 1970. Washington of St. Louis. Inducted in 1964. 1920 Decatur Staleys, 1921-22 Rock Island Independents, 1922-24 Milwaukee Badgers; owner-coach 1925-26 Detroit Panthers; player-coach 1927-29, coach 1930 Providence Steam Roller; coach 1940-42, 1946-48 Chicago Cardinals. **Highlights:** Player-coach of four NFL teams in 1920s. Coached Cardinals to 1947 NFL crown.

**JIMBO COVERT**

Tackle. 6-4, 277. Born in Conway, Pa., March 22, 1960. Pittsburgh. Inducted in 2020. 1983-90 Chicago Bears. **Highlights:** Paved the way for a 1,000-yard rusher every season but one. Named Offensive Lineman of the Year, 1986.

**BILL COWHER**

Coach. Born in Pittsburgh, Pa., May 8, 1957. North Carolina State. Inducted in 2020. 1992-2006 Pittsburgh Steelers. **Highlights:** Led Pittsburgh to two Super Bowl appearances with a victory over the Seattle Seahawks in Super Bowl XL. Overall record: 161-99-1, .619.

**LOU CREEKMUR**

Tackle-guard. 6-4, 255. Born in Hopelawn, N.J., Jan. 22, 1927. Died July 5, 2009. William & Mary. Inducted in 1996. 1950-59 Detroit Lions. **Highlights:** All-NFL six times, twice at guard and four times at tackle. Selected to eight Pro Bowls and played on three NFL championship teams.

**LARRY CSONKA**

Running back. 6-3, 235. Born in Stow, Ohio, Dec. 25, 1946. Syracuse. Inducted in 1987. 1968-74, 1979 Miami Dolphins, 1976-78 New York Giants. **Highlights:** 8,081 yards rushing, 68 TDs. MVP Super Bowl VIII. Only 21 fumbles in 1,891 carries and 106 receptions.

**CURLEY CULP**

Defensive tackle. 6-2, 265. Born in Yuma, Ariz., March 10, 1946. Died Nov. 27, 2021. Arizona State. Inducted in 2013. 1968-74 Kansas City Chiefs, 1974-80 Houston Oilers, 1980-81 Detroit Lions. **Highlights:** Started in three AFL/AFC Championship Games and Super Bowl IV. Named to six Pro Bowls. Defensive Player of the Year in 1975.

**AL DAVIS**

Coach-commissioner-team owner. Born in Brockton, Mass., July 4, 1929. Died Oct. 8, 2011. Wittenberg, Syracuse. Inducted in 1992. 1963-81, 1995-2011 Oakland Raiders, 1982-94 Los Angeles Raiders, 1966 American Football League. **Highlights:** Only person to serve in pros as personnel assistant, scout, assistant coach, head coach, general manager, commissioner, team owner/CEO.

## PRO FOOTBALL HALL OF FAME

**TERRELL DAVIS**

Running Back. 5-11, 206. Born in San Diego, Calif., Oct. 28, 1972. Long Beach State, Georgia. Inducted in 2017. 1995-2001 Denver Broncos. **Highlights:** Three-time All-Pro selection. Rushed for 7,607 yards, 60 TDs in just 78 career games. Rushed for 2,008 yards in 1998 to earn NFL MVP. Super Bowl MVP, XXXII.

**WILLIE DAVIS**

Defensive end. 6-3, 245. Born in Lisbon, La., July 24, 1934. Died April 15, 2020. Grambling. Inducted in 1981. 1958-59 Cleveland Browns, 1960-69 Green Bay Packers. **Highlights:** All-NFL five seasons, five Pro Bowls. Did not miss game in 12-year career.

**BRIAN DAWKINS**

Safety. 5-11, 200. Born in Jacksonville, Fla., Oct. 13, 1973. Clemson. Inducted in 2018. 1996-2008 Philadelphia Eagles, 2009-11 Denver Broncos. **Highlights:** Eagles' Defensive MVP five times. All-Pro five seasons. Nine Pro Bowls. Voted to the NFL's All-Decade Team of the 2000s. Intercepted pass in 15 straight seasons.

**DERMONTT DAWSON**

Center. 6-2, 288. Born in Lexington, Ky., June 17, 1965. Kentucky. Inducted in 2012. 1988-2000 Pittsburgh Steelers. **Highlights:** Played in 170 straight games. First-team All-Pro in six consecutive seasons. Voted to seven straight Pro Bowls. Member of the NFL's All-Decade Team of the 1990s.

**LEN DAWSON**

Quarterback. 6-0, 190. Born in Alliance, Ohio, June 20, 1935. Purdue. Inducted in 1987. 1957-59 Pittsburgh Steelers, 1960-61 Cleveland Browns, 1962 Dallas Texans, 1963-75 Kansas City Chiefs. **Highlights:** 28,711 yards passing, 239 TDs. Four AFL passing crowns. MVP, Super Bowl IV.

**FRED DEAN**

Defensive end. 6-3, 230. Born in Arcadia, La., Feb. 24, 1952. Died Oct. 14, 2020. Louisiana Tech. Inducted in 2008. 1975-81 San Diego Chargers, 1981-85 San Francisco 49ers. **Highlights:** Had career-high 17.5 sacks in 1983. Played on two Super Bowl championship teams with 49ers (XVI, XIX).

**EDWARD DEBARTOLO JR.**

Team owner. Born in Youngstown, Ohio, Nov. 6, 1946. Notre Dame. Inducted in 2016. 1977-2000 San Francisco 49ers. **Highlights:** 49ers averaged 13 wins per season, including playoffs, from 1981-98 (not including strike-shortened '82 season). 49ers were first team to win five Super Bowls.

**JOE DELAMELLEURE**

Guard. 6-3, 254. Born in Detroit, Mich., March 16, 1951. Michigan State. Inducted in 2003. 1973-79, 1985 Buffalo Bills, 1980-84 Cleveland Browns. **Highlights:** Selected All-Pro and All-AFC six consecutive times, 1975-1980. Named to six Pro Bowls. Played 13 years, 185 games.

**RICHARD DENT**

Defensive end. 6-5, 265. Born in Atlanta, Ga., Dec. 13, 1960. Tennessee State. Inducted in 2011. 1983-93, 1995 Chicago Bears, 1994 San Francisco 49ers, 1996 Indianapolis Colts, 1997 Philadelphia Eagles. **Highlights:** Named MVP of Super Bowl XX. Had double-digit sack totals 10 times. Recorded 137.5 career sacks, third most at time of retirement. Named first- or second-team All-NFL four times, voted to four Pro Bowls.

**ERIC DICKERSON**

Running back. 6-3, 220. Born in Sealy, Texas, Sept. 2, 1960. Southern Methodist. Inducted in 1999. 1983-87 Los Angeles Rams, 1987-91 Indianapolis Colts, 1992 Los Angeles Raiders, 1993 Atlanta Falcons. **Highlights:** Rushed for 13,259 career yards, including an NFL record 2,105 yards in 1984. All-Pro five times, six Pro Bowls.

**DAN DIERDORF**

Tackle. 6-3, 290. Born in Canton, Ohio, June 29, 1949. Michigan. Inducted in 1996. 1971-1983 St. Louis Cardinals. **Highlights:** All-Pro five times, played in six Pro Bowls, named NFL's best blocker three times.

**BOBBY DILLON**

Safety. 6-1, 180. Born in Temple, Texas, Feb. 23, 1930. Died Aug. 22, 2019. Texas. Inducted in 2020. 1952-59 Green Bay Packers. **Highlights:** 52 career interceptions for 976 yards and five TDs. First-Team All-NFL five straight seasons, 1954-58. Registered nine interceptions three times (1953, 1955, 1957).

**MIKE DITKA**

Tight end. 6-3, 225. Born in Carnegie, Pa., Oct. 18, 1939. Pittsburgh. Inducted in 1988. 1961-66 Chicago Bears, 1967-68 Philadelphia Eagles, 1969-72 Dallas Cowboys. **Highlights:** 427 receptions for 5,812 yards, 43 touchdowns. First tight end selected to Hall of Fame. Five consecutive Pro Bowls.

**CHRIS DOLEMAN**

Defensive end-linebacker. 6-5, 270. Born in Indianapolis, Ind., Oct. 16, 1961. Died Jan. 28, 2020. Pittsburgh. Inducted in 2012. 1985-93, 1999 Minnesota Vikings, 1994-95 Atlanta Falcons, 1996-98 San Francisco 49ers. **Highlights:** Career sack total of 150.5 was fourth best all-time at retirement. Recorded 10-or-more sacks in a season eight times. Led NFL with 21 sacks, 1989, one short of season record at time. Voted to eight Pro Bowls.

**ART DONOVAN**

Defensive tackle. 6-3, 265. Born in Bronx, N.Y., June 5, 1925. Died Aug. 4, 2013. Boston College. Inducted in 1968. 1950 Baltimore Colts, 1951 New York Yanks, 1952 Dallas Texans, 1953-61 Baltimore Colts. **Highlights:** Five Pro Bowls. Vital part of Baltimore's climb to powerhouse status in 1950s.

**TONY DORSETT**

Running back. 5-11, 184. Born in Rochester, Pa., April 7, 1954. Pittsburgh. Inducted in 1994. 1977-87 Dallas Cowboys, 1988 Denver Broncos. **Highlights:** 12,739 yards rushing, 398 receptions, 91 touchdowns. Ran record 99 yards for touchdown vs. Minnesota, Jan., 1983.

**JOHN (PADDY) DRISCOLL**

Quarterback. 5-11, 160. Born in Evanston, Ill., Jan. 11, 1895. Died June 29, 1968. Northwestern. Inducted in 1965. 1919 Hammond Pros, 1920 Decatur Staleys, 1920-25 Chicago Cardinals, 1926-29 Chicago Bears. **Highlights:** All-NFL seven times. Drop-kicked record four field goals in one game, 1925.

**BILL DUDLEY**

Halfback. 5-10, 182. Born in Bluefield, Va., Dec. 24, 1921. Died Feb. 4, 2010. Virginia. Inducted in 1966. 1942, 1945-46 Pittsburgh Steelers, 1947-49 Detroit Lions, 1950-51, 1953 Washington Redskins. **Highlights:** Won NFL rushing, interception, punt-return titles, 1946. All-NFL 1942, 1946 and 1947.

**TONY DUNGY**

Coach. Born in Jackson, Mich., Oct. 6, 1955. Minnesota. Inducted in 2016. 1996-2001 Tampa Bay Buccaneers, 2002-08 Indianapolis Colts. **Highlights:** First African American head coach to win Super Bowl. Overall record as head coach: 148-79-0.

**KENNY EASLEY**

Safety. 6-3, 206. Born in Chesapeake, Va., Jan. 15, 1959. UCLA. Inducted in 2017. 1981-87 Seattle Seahawks. **Highlights:** Named Defensive Player of the Year in 1984. All-Pro four straight seasons, 1982-85. Career stats: 32 interceptions, 538 yards and three TDs.

**ALBERT GLEN (TURK) EDWARDS**

Tackle. 6-2, 260. Born in Mold, Wash., Sept. 28, 1907. Died Jan. 12, 1973. Washington State. Inducted in 1969. 1932 Boston Braves, 1933-36 Boston Redskins, 1937-40 Washington Redskins. **Highlights:** All-NFL 1932-34, 1936, 1937. Steamrolling blocker, smothering tackler.

**CARL ELLER**

Defensive end. 6-6, 247. Born in Winston-Salem, N.C., Jan. 25, 1942. Minnesota. Inducted in 2004. 1964-78 Minnesota Vikings, 1979 Seattle Seahawks. **Highlights:** Fixture on Vikings' "Purple People Eaters" defensive line, All-Pro five times, elected to six Pro Bowls.

## PRO FOOTBALL HALL OF FAME

**JOHN ELWAY**

Quarterback. 6-3, 215. Born in Port Angeles, Wash., June 28, 1960. Stanford. Inducted in 2004. 1983-98 Denver Broncos. **Highlights:** Passed for 51,475 yards, 300 touchdowns. Named to nine Pro Bowls. NFL MVP, 1987; MVP, Super Bowl XXXIII.

**WEEB EWBANK**

Coach. Born in Richmond, Ind., May 6, 1907. Died Nov. 17, 1998. Miami (Ohio). Inducted in 1978. 1954-62 Baltimore Colts, 1963-73 New York Jets. **Highlights:** Only coach to win championships in both NFL, AFL. Led both Colts (1958 and 1959) and Jets (1968) to championships.

**ALAN FANECA**

Guard. 6-4, 322. Born in New Orleans, La., Dec. 7, 1976. LSU. Inducted in 2021. 1998-2007 Pittsburgh Steelers, 2008-09 New York Jets, 2010 Arizona Cardinals. **Highlights:** Named All-Pro (first team) six times and second team in 2003 and 2008. All-AFC seven consecutive seasons, 2001-07. Selected to nine consecutive Pro Bowls. Named to NFL's All-Decade Team of the 2000s.

**MARSHALL FAULK**

Running back. 5-10, 208. Born in New Orleans, La., Feb. 26, 1973. San Diego State. Inducted in 2011. 1994-98 Indianapolis Colts, 1999-2005 St. Louis Rams. **Highlights:** Became second player to eclipse 1,000 yards in rushing and receiving in same season when he set then-record for yards from scrimmage, 1999. NFL's MVP in 2000. Rushed for 1,000 yards in seven of first eight seasons.

**BRETT FAVRE**

Quarterback. 6-2, 225. Born in Gulfport, Miss., Oct. 10, 1969. Southern Mississippi. Inducted in 2016. 1991 Atlanta Falcons, 1992-2007 Green Bay Packers, 2008 New York Jets, 2009-10 Minnesota Vikings. **Highlights:** Retired as NFL's all-time leading passer (6,300 completions; 10,169 attempts; 71,838 yards; 508 TDs). Three league MVP awards.

**TOM FEARS**

End. 6-2, 215. Born in Guadalajara, Mexico, Dec. 3, 1922. Died Jan. 4, 2000. Santa Clara, UCLA. Inducted in 1970. 1948-56 Los Angeles Rams. **Highlights:** 400 receptions for 5,397 yards, 38 touchdowns. Led NFL receivers in each of first three seasons. Had then-record 18 receptions in single game.

**JIM FINKS**

Administrator. Born in St. Louis, Mo., Aug. 31, 1927. Died May 8, 1994. Tulsa. Inducted 1995. 1964-73 Minnesota Vikings, 1974-82 Chicago Bears, 1986-93 New Orleans Saints. **Highlights:** Developed Vikings, Bears, Saints—all teams with losing records—into winners.

**RAY FLAHERTY**

Coach. Born in Spokane, Wash., Sept. 1, 1903. Died July 19, 1994. Gonzaga. Inducted in 1976. 1936-42 Boston/Washington Redskins, 1946-48 New York Yankees (AAFC), 1949 Chicago Hornets (AAFC). **Highlights:** 82-41-5 coaching record. Introduced screen pass in 1937 title game and platoon system.

**TOM FLORES**

Coach. Born in Fresno, Calif., March 21, 1937. Fresno City Junior College, Pacific. Inducted in 2021. 1979-87 Oakland/Los Angeles Raiders, 1992-94 Seattle Seahawks. **Highlights:** Regular-season record: 97-87-0. Postseason record: 8-3. Overall record: 105-90-0. Guided Raiders to two Super Bowl championships (XV, XVIII). Named AFC Coach of the Year, 1982.

**LEN FORD**

Defensive end. 6-4, 260. Born in Washington, D.C., Feb. 18, 1926. Died March 14, 1972. Morgan State, Michigan. Inducted in 1976. 1948-49 Los Angeles Dons (AAFC), 1950-57 Cleveland Browns, 1958 Green Bay Packers. **Highlights:** All-NFL five times, four Pro Bowls. Recovered 20 opponents' fumbles.

**DAN FORTMANN**

Guard. 6-0, 210. Born in Pearl River, N.Y., April 11, 1916. Died May 23, 1995. Colgate. Inducted in 1965. 1936-43 Chicago Bears. **Highlights:** At 20, became youngest starter in NFL. First- or second-team All-NFL every season of career.

**DAN FOUTS**

Quarterback. 6-3, 210. Born in San Francisco, Calif., June 10, 1951. Oregon. Inducted in 1993. 1973-87 San Diego Chargers. **Highlights:** 43,040 passing yards, 254 touchdowns. Six Pro Bowls, NFL MVP, 1982.

**BENNY FRIEDMAN**

Quarterback. 5-10, 183. Born in Cleveland, Ohio, March 18, 1905. Died Nov. 23, 1982. Michigan. Inducted in 2005. 1927 Cleveland Bulldogs, 1928 Detroit Wolverines, 1929-31 New York Giants, 1932-34 Brooklyn Dodgers. **Highlights:** NFL's first great passer. Set league mark with 20 TDs in 1929. Led NFL in TD passes each of his first four seasons.

**FRANK GATSKI**

Center. 6-3, 240. Born in Farmington, W.Va., March 18, 1919. Marshall, Auburn. Died Nov. 22, 2005. Inducted in 1985. 1946-49 Cleveland Browns (AAFC), 1950-56 Cleveland Browns, 1957 Detroit Lions. **Highlights:** Never missed game in high school, college or pro football. Played 11 championship games, winning eight.

**BILL GEORGE**

Linebacker. 6-2, 230. Born in Waynesburg, Pa., Oct. 27, 1929. Died Sept. 30, 1982. Wake Forest. Inducted in 1974. 1952-65 Chicago Bears, 1966 Los Angeles Rams. **Highlights:** All-NFL eight years. Eight consecutive Pro Bowls. 14 years of service, longest of any Bears player.

**JOE GIBBS**

Coach. Born in Mocksville, N.C., Nov. 25, 1940. Cerritos J.C., San Diego State. Inducted in 1996. 1981-92 Washington Redskins. Also Washington head coach following induction, 2004-07. **Highlights:** 154-94-0 record in regular season, 17-7 in postseason, including four Super Bowls—winning three. Won 10-plus games nine times.

**FRANK GIFFORD**

Halfback. 6-1, 195. Born in Santa Monica, Calif., Aug. 16, 1930. Died Aug. 9, 2015. Southern California. Inducted in 1977. 1952-60, 1962-64 New York Giants. **Highlights:** Starred on both offense and defense. Named to eight Pro Bowls. 1956 NFL player of the year.

**SID GILLMAN**

Coach. Born in Minneapolis, Minn., Oct. 26, 1911. Died Jan. 3, 2003. Ohio State. Inducted in 1983. 1955-59 Los Angeles Rams, 1960-69, 1971 Los Angeles/San Diego Chargers, 1973-74 Houston Oilers. **Highlights:** 123-104-7 coaching record. First to win division titles in both NFL, AFL.

**TONY GONZALEZ**

Tight End. 6-5, 250. Born in Torrance, Calif., Feb. 27, 1976. California. Inducted in 2019. 1997-2008 Kansas City Chiefs, 2009-13 Atlanta Falcons. **Highlights:** 14 seasons with 70-or-more catches. Ranked behind only Jerry Rice in career receptions at induction. Career statistics: 1,325 receptions for 15,127 yards, 111 TDs. Voted to 14 Pro Bowls.

**OTTO GRAHAM**

Quarterback. 6-1, 195. Born in Waukegan, Ill., Dec. 6, 1921. Died Dec. 17, 2003. Northwestern. Inducted in 1965. 1946-49 Cleveland Browns (AAFC), 1950-55 Cleveland Browns. **Highlights:** 23,584 passing yards, 174 touchdowns. Guided Browns to 10 division or league crowns in 10 years.

**HAROLD (RED) GRANGE**

Halfback. 6-0, 185. Born in Forksville, Pa., June 13, 1903. Died Jan. 28, 1991. Illinois. Inducted in 1963. 1925, 1929-34 Chicago Bears, 1926 New York Yankees (AFL), 1927 New York Yankees. **Highlights:** Charter enshrinee. Nicknamed "Gallop Ghost." Name produced first huge pro football crowds.

**BUD GRANT**

Coach. Born in Superior, Wis., May 20, 1927. Minnesota. Inducted in 1994. 1967-83, 1985 Minnesota Vikings. **Highlights:** 168-108-5 coaching record. Led Vikings to 11 division championships, four Super Bowls.

## PRO FOOTBALL HALL OF FAME

**DARRELL GREEN**

Cornerback. 5-8, 176. Born in Houston, Texas, Feb. 15, 1960. Texas A&I. Inducted in 2008. 1983-2002 Washington Redskins. **Highlights:** 54 interceptions, 621 yards, six TDs. Played 20 seasons. Recorded interception in NFL record 19 straight seasons. Selected to seven Pro Bowls.

**JOE GREENE**

Defensive tackle. 6-4, 260. Born in Temple, Texas, Sept. 24, 1946. North Texas State. Inducted in 1987. 1969-81 Pittsburgh Steelers. **Highlights:** NFL defensive player of the year, 1972, 1974. Four-time Super Bowl champion. 10 Pro Bowls.

**KEVIN GREENE**

Linebacker. 6-3, 247. Born in New York, N.Y., July 31, 1962. Died Dec. 21, 2020. Auburn. Inducted in 2016. 1985-92 Los Angeles Rams, 1993-95 Pittsburgh Steelers, 1996, 1998-99 Carolina Panthers, 1997 San Francisco 49ers. **Highlights:** 160 career sacks ranked third in NFL history at time of induction. Had double-digit sacks in 10 seasons.

**FORREST GREGG**

Tackle. 6-4, 250. Born in Birthright, Texas, Oct. 18, 1933. Died April 12, 2019. Southern Methodist. Inducted in 1977. 1956, 1958-70 Green Bay Packers, 1971 Dallas Cowboys. **Highlights:** Played 188 consecutive games. Nine Pro Bowls. Played on six NFL championship teams, three Super Bowl winners.

**BOB GRIESE**

Quarterback. 6-1, 190. Born in Evansville, Ind., Feb. 3, 1945. Purdue. Inducted in 1990. 1967-80 Miami Dolphins. **Highlights:** 25,092 passing yards, 192 touchdowns. Led Miami to three AFC titles, Super Bowl VII, VIII wins.

**RUSS GRIMM**

Guard. 6-3, 273. Born in Scottsdale, Pa., May 2, 1959. Pittsburgh. Inducted in 2010. 1981-91 Washington Redskins. **Highlights:** Member of famed "Hogs" offensive line, All-NFL four times, four Pro Bowls. Member of 1980s All-Decade Team.

**LOU GROZA**

Tackle-kicker. 6-3, 250. Born in Martins Ferry, Ohio, Jan. 25, 1924. Died Nov. 29, 2000. Ohio State. Inducted in 1974. 1946-49 Cleveland Browns (AAFC), 1950-59, 1961-67 Cleveland Browns. **Highlights:** 1,608 points in 21 years. Nine Pro Bowls, All-NFL six years. NFL player of the year, 1954.

**RAY GUY**

Punter. 6-3, 195. Born in Swainsboro, Ga., Dec. 22, 1949. Southern Mississippi. Inducted in 2014. 1973-86 Oakland/Los Angeles Raiders. **Highlights:** Averaged under 40 yards only once. All-Pro six straight years. Played in seven Pro Bowls.

**JOE GUYON**

Halfback. 6-1, 180. Born on White Earth Indian Reservation, Minn., Nov. 26, 1892. Died Nov. 27, 1971. Carlisle, Georgia Tech. Inducted in 1966. 1919-20 Canton Bulldogs, 1921 Cleveland Indians, 1922-23 Oorang Indians, 1924 Rock Island Independents, 1924-25 Kansas City Cowboys, 1927 New York Giants. **Highlights:** Touchdown pass gave Giants victory over Bears to win 1927 championship.

**GEORGE HALAS**

End. Coach. Team owner. Born in Chicago, Ill., Feb. 2, 1895. Died Oct. 31, 1983. Illinois. Inducted in 1963. Player-coach 1920 Decatur Staleys, 1921 Chicago Staleys, 1922-29 Chicago Bears; coach 1933-42, 1946-1955, 1958-67 Chicago Bears. **Highlights:** Charter enshrinee. 324 coaching wins. Only person associated with NFL throughout its first 50 years. Coached Bears 40 seasons. Won six NFL titles.

**CHARLES HALEY**

Defensive end-linebacker. 6-5, 242. Born in Gladys, Va., Jan. 6, 1964. James Madison. Inducted in 2015. 1986-91, 1998-99 San Francisco 49ers, 1992-96 Dallas Cowboys. **Highlights:** Twice named NFC Defensive Player of the Year (1990, 1994). First player in NFL history to play on five winning Super Bowl teams (XXIII, XXIV, XXVII, XXVIII, XXX).

**JACK HAM**

Linebacker. 6-1, 225. Born in Johnstown, Pa., Dec. 23, 1948. Penn State. Inducted in 1988. 1971-82 Pittsburgh Steelers. **Highlights:** Won four Super Bowls, 21 opponents' fumbles recovered, 32 interceptions. Eight consecutive Pro Bowls.

**DAN HAMPTON**

Defensive tackle-defensive end. 6-5, 264. Born in Oklahoma City, Okla., Sept. 19, 1957. Arkansas. Inducted in 2002. 1979-90 Chicago Bears. **Highlights:** Versatile player earned All-Pro honors at both defensive tackle and defensive end. Named to four Pro Bowls.

**CHRIS HANBURGER**

Linebacker. 6-2, 218. Born in Fort Bragg, N.C., Aug. 13, 1941. North Carolina. Inducted in 2011. 1965-78 Washington Redskins. **Highlights:** Leader of dominant Washington defenses. Named first-team All-NFL four times in five-season span. Voted to nine Pro Bowls. Three fumble recoveries for TDs, tied for NFL record at time of his retirement.

**JOHN HANNAH**

Guard. 6-3, 265. Born in Canton, Ga., April 4, 1951. Alabama. Inducted in 1991. 1973-85 New England Patriots. **Highlights:** Renowned as premier guard of era. All-Pro 10 years, nine Pro Bowls.

**CLIFF HARRIS**

Safety. 6-0, 188. Born in Fayetteville, Ark., Nov. 12, 1948. Ouachita Baptist. Inducted in 2020. 1970-79 Dallas Cowboys. **Highlights:** Signed as free agent, 1970. Played in 21 playoff games including seven NFC Championship Games and five Super Bowls. Noted for hard-hitting style of play.

**Franco Harris**

Running back. 6-2, 225. Born in Fort Dix, N.J., March 7, 1950. Penn State. Inducted in 1990. 1972-83 Pittsburgh Steelers, 1984 Seattle Seahawks. **Highlights:** 12,120 rushing yards, 100 total touchdowns. 1,556 rushing yards in 19 postseason games. MVP, Super Bowl IX.

**MARVIN HARRISON**

Wide receiver. 6-0, 181. Born in Philadelphia, Pa., Aug. 25, 1972. Syracuse. Inducted in 2016. 1996-2008 Indianapolis Colts. **Highlights:** Eight straight years with 1,000-plus yards receiving and 10-or-more TDs. Career numbers included 1,102 receptions, 14,580 yards and 128 touchdowns.

**BOB HAYES**

Wide receiver. 5-11, 185. Born in Jacksonville, Fla., Dec. 20, 1942. Died Sept. 18, 2002. Florida A&M. Inducted in 2009. 1965-74 Dallas Cowboys, 1975 San Francisco 49ers. **Highlights:** Olympic gold medalist with world-class speed, led Cowboys in receiving three times. 371 receptions for 7,414 yards, 71 TDs. Three Pro Bowls.

**MIKE HAYNES**

Cornerback. 6-2, 195. Born in Denison, Texas, July 1, 1953. Arizona State. Inducted in 1997. 1976-82 New England Patriots, 1983-89 Los Angeles Raiders. **Highlights:** Defensive rookie of the year. Selected to nine Pro Bowls and intercepted 46 passes, plus one pick in Super Bowl XVIII.

**ED HEALEY**

Tackle. 6-3, 220. Born in Indian Orchard, Mass., Dec. 28, 1894. Died Dec. 9, 1978. Dartmouth. Inducted in 1964. 1920-22 Rock Island Independents, 1922-27 Chicago Bears. **Highlights:** Two-way star. Perennial All-Pro with Bears.

**MEL HEIN**

Center. 6-2, 225. Born in Redding, Calif., Aug. 22, 1909. Died Jan. 31, 1992. Washington State. Inducted in 1963. 1931-45 New York Giants. **Highlights:** Charter enshrinee. 60-minute regular for 15 years. All-NFL eight consecutive years.

**TED HENDRICKS**

Linebacker. 6-7, 235. Born in Guatemala City, Guatemala, Nov. 1, 1947. Miami (Fla.). Inducted in 1990. 1969-73 Baltimore Colts, 1974 Green Bay Packers, 1975-81 Oakland Raiders, 1982-83 Los Angeles Raiders. **Highlights:** Combined to block 25 field goals, extra points and punts, 26 interceptions. Played in 215 consecutive games.

## PRO FOOTBALL HALL OF FAME

**WILBUR (PETE) HENRY**

Tackle. 6-0, 250. Born in Mansfield, Ohio, Oct. 31, 1897. Died Feb. 7, 1952. Washington & Jefferson. Inducted in 1963. 1920-23, 1925-26 Canton Bulldogs, 1927 New York Giants, 1927-28 Pottsville Maroons. **Highlights:** Charter enshrinee. Largest player of his time at 250 pounds. Bulwark of Canton's championship lines.

**ARNIE HERBER**

Quarterback. 6-0, 200. Born in Green Bay, Wis., April 2, 1910. Died Oct. 14, 1969. Wisconsin, Regis College. Inducted in 1966. 1930-40 Green Bay Packers, 1944-45 New York Giants. **Highlights:** NFL passing leader 1932, 1934, 1936. Came out of retirement to lead 1944 Giants to NFL Eastern crown.

**BILL HEWITT**

End. 5-11, 191. Born in Bay City, Mich., Oct. 8, 1909. Died Jan. 14, 1947. Michigan. Inducted in 1971. 1932-36 Chicago Bears, 1937-39 Philadelphia Eagles, 1943 Phil-Pitt. **Highlights:** First to be named All-NFL with two teams: 1933, 1934, 1936 Bears; 1937 Eagles.

**GENE HICKERSON**

Guard. 6-3, 248. Born in Trenton, Tenn., Feb. 15, 1935. Died Oct. 20, 2008. Mississippi. Inducted in 2007. 1958-73 Cleveland Browns. **Highlights:** Blocked for three Hall of Fame running backs. Voted to six straight Pro Bowls. Named to NFL's All-Decade Team of the 1960s.

**WINSTON HILL**

Tackle. 6-4, 270. Born in Joaquin, Texas, Oct. 23, 1941. Died April 26, 2016. Texas Southern. Inducted in 2020. 1963-76 New York Jets, 1977 Los Angeles Rams. **Highlights:** Noted as one of game's best pass protectors. Elected to eight AFL All-Star Games/Pro Bowls (five as left tackle, three at right tackle).

**CLARKE HINKLE**

Fullback. 5-11, 201. Born in Toronto, Ohio, April 10, 1909. Died Nov. 9, 1988. Bucknell. Inducted in 1964. 1932-41 Green Bay Packers. **Highlights:** 3,860 yards rushing, 379 points. Fullback on offense, linebacker on defense.

**ELROY (CRAZYLEGS) HIRSCH**

Halfback-end. 6-2, 190. Born in Wausau, Wis., June 17, 1923. Died Jan. 28, 2004. Wisconsin, Michigan. Inducted in 1968. 1946-48 Chicago Rockets (AAFC), 1949-57 Los Angeles Rams. **Highlights:** 387 receptions for 7,029 yards, 60 TDs. Key part of Rams' revolutionary "three end" offense, 1949.

**PAUL HORNUNG**

Halfback. 6-2, 220. Born in Louisville, Ky., Dec. 23, 1935. Died Nov. 13, 2020. Notre Dame. Inducted in 1986. 1957-62, 1964-66 Green Bay Packers. **Highlights:** 760 points. Led NFL scorers three years, including then-record 176 points, 1960. Scored 19 points in 1961 NFL title game.

**KEN HOUSTON**

Safety. 6-3, 198. Born in Lufkin, Texas, Nov. 12, 1944. Prairie View A&M. Inducted in 1986. 1967-72 Houston Oilers, 1973-80 Washington Redskins. **Highlights:** 49 interceptions, 898 yards, nine touchdowns. NFL's premier strong safety of 1970s. 12 Pro Bowls.

**ROBERT (CAL) HUBBARD**

Tackle. 6-5, 250. Born in Keytesville, Mo., Oct. 31, 1900. Died Oct. 17, 1977. Centenary, Geneva. Inducted in 1963. 1927-28, 1936 New York Giants, 1929-33, 1935 Green Bay Packers, 1936 Pittsburgh Pirates. **Highlights:** Charter enshrinee. Most feared lineman of his time. All-NFL six years, 1927-29, 1931-33.

**SAM HUFF**

Linebacker. 6-1, 230. Born in Morgantown, W.Va., Oct. 4, 1934. Died Nov. 13, 2021. West Virginia. Inducted in 1982. 1956-1963 New York Giants, 1964-67, 1969 Washington Redskins. **Highlights:** 30 interceptions. Played in six NFL title games, five Pro Bowls. Redskins player-coach, 1969.

**CLAUDE HUMPHREY**

Defensive end. 6-4, 252. Born in Memphis, Tenn., June 29, 1944. Died Dec. 4, 2021. Tennessee State. Inducted in 2014. 1968-78 Atlanta Falcons, 1979-81 Philadelphia Eagles. **Highlights:** First-team All-Pro five times, 122 career sacks, two interceptions, a fumble recovery for a TD, and two safeties.

**LAMAR HUNT**

Team owner. Born in El Dorado, Ark., Aug. 2, 1932. Died Dec. 13, 2006. Southern Methodist. Inducted in 1972. 1960-2006 Dallas Texans/Kansas City Chiefs. **Highlights:** Driving force behind organization of AFL. Spearheaded merger negotiations with NFL, 1966.

**STEVE HUTCHINSON**

Guard. 6-4, 315. Born in Ft. Lauderdale, Fla., Nov. 1, 1977. Michigan. Inducted in 2020. 2001-05 Seattle Seahawks, 2006-11 Minnesota Vikings, 2012 Tennessee Titans. **Highlights:** Named All-Pro six times (two with Seattle, four with Minnesota). Chosen NFL Alumni Lineman of the Year 2006, 2009.

**DON HUTSON**

End. 6-1, 180. Born in Pine Bluff, Ark., Jan. 31, 1913. Died June 26, 1997. Alabama. Inducted in 1963. 1935-45 Green Bay Packers. **Highlights:** Charter enshrinee. 488 receptions for 7,991 yards, 99 touchdowns. NFL receiving champion eight years. NFL MVP, 1941, 1942.

**MICHAEL IRVIN**

Wide receiver. 6-2, 207. Born in Ft. Lauderdale, Fla., March 5, 1966. Miami (Fla.). Inducted in 2007. 1988-99 Dallas Cowboys. **Highlights:** 750 career receptions for 11,904 yards, 65 touchdowns. Had NFL-record 11 100-yard receiving games, 1995.

**RICKEY JACKSON**

Linebacker. 6-2, 243. Born in Pahokee, Fla., March 20, 1958. Pittsburgh. Inducted in 2010. 1981-93 New Orleans Saints, 1994-95 San Francisco 49ers. **Highlights:** Recorded double-digit sacks in six seasons. Six Pro Bowls, named All-Pro four times. Finished career as defensive end with 49ers.

**EDGERRIN JAMES**

Running back. 6-0, 219. Born in Immokalee, Fla., Aug. 1, 1978. Miami (Fla.). Inducted in 2020. 1999-2005 Indianapolis Colts, 2006-08 Arizona Cardinals, 2009 Seattle Seahawks. **Highlights:** Career totals: 12,246 yards on 3,028 carries and 80 TDs. Eclipsed 1,000 yards in a season seven times; topped 1,500 four times.

**CALVIN JOHNSON**

Wide Receiver. 6-5, 237. Born in Tyrone, Ga., Sept. 29, 1985. Georgia Tech. Inducted in 2021. 2007-15 Detroit Lions. **Highlights:** Had 731 receptions for 11,619 yards and 83 TDs. Earned Pro Bowl honors six consecutive years (2011-16). First-team All-Pro three times. Selected to NFL's All-Decade Team of 2010s.

**JIMMY JOHNSON**

Cornerback. 6-2, 187. Born in Dallas, Texas, March 31, 1938. UCLA. Inducted in 1994. 1961-76 San Francisco 49ers. **Highlights:** 47 INTs for 615 yards. Five Pro Bowls. Opposing QBs avoided throwing in his area.

**JIMMY JOHNSON**

Coach. Born in Port Arthur, Texas, July 16, 1943. Arkansas. Inducted in 2020. 1989-93 Dallas Cowboys, 1996-99 Miami Dolphins. **Highlights:** First coach ever to win a college national championship and a Super Bowl. Led team to playoffs six times (three in Dallas, three in Miami). Overall record: 89-68-0, .567.

**JOHN HENRY JOHNSON**

Fullback. 6-2, 225. Born in Waterproof, La., Nov. 24, 1929. Died June 3, 2011. St. Mary's, Arizona State. Inducted in 1987. 1954-56 San Francisco 49ers, 1957-59 Detroit Lions, 1960-65 Pittsburgh Steelers, 1966 Houston Oilers. **Highlights:** 6,803 yards rushing, 55 total touchdowns. Member of San Francisco's "Million-Dollar" backfield.

**CHARLIE JOINER**

Wide receiver. 5-11, 180. Born in Many, La., Oct. 14, 1947. Grambling. Inducted in 1996. 1969-72 Houston Oilers, 1972-75 Cincinnati Bengals, 1976-1986 San Diego Chargers. **Highlights:** 750 receptions for 12,146 yards and 65 TDs. In 18 seasons, played 239 games, most ever for WR at retirement.

**DAVID (DEACON) JONES**

Defensive end. 6-5, 260. Born in Eatonville, Fla., Dec. 9, 1938. Died June 3, 2013. South Carolina State, Mississippi Vocational. Inducted in 1980. 1961-71 Los Angeles Rams, 1972-73 San Diego Chargers, 1974 Washington Redskins. **Highlights:** Specialized in quarterback "sacks," a term he invented. Unanimous all-league five consecutive years.



## PRO FOOTBALL HALL OF FAME

**JERRY JONES**

Team owner, president & general manager. Born in Los Angeles, Calif., Oct. 13, 1942. Arkansas. Inducted in 2017. 1989-present Dallas Cowboys. **Highlights:** At time of induction, had led Cowboys to 14 playoff berths and three Super Bowl titles (XXVII, XXVIII, XXX). Leadership has helped NFL become world's premier sports league.

**STAN JONES**

Guard-defensive tackle. 6-1, 250. Born in Altoona, Pa., Nov. 24, 1931. Died May 21, 2010. Maryland. Inducted in 1991. 1954-65 Chicago Bears, 1966 Washington Redskins. **Highlights:** Seven consecutive Pro Bowls. First to rely on weightlifting for football preparation.

**WALTER JONES**

Tackle. 6-5, 300. Born in Aliceville, Ala., Jan. 19, 1974. Holmes Community College, Florida State. Inducted in 2014. 1997-2008 Seattle Seahawks. **Highlights:** First Seahawks lineman voted to Pro Bowl. Retired with team-record nine Pro Bowl seasons. All-Pro six times and member of NFL's All-Decade Team of 2000s.

**HENRY JORDAN**

Defensive tackle, 6-3, 240. Born in Emporia, Va., Jan. 26, 1935. Died Feb. 21, 1977. Virginia. Inducted in 1995. 1957-58 Cleveland Browns, 1959-69 Green Bay Packers. **Highlights:** Fixture at DT during Packers' dynasty. Played in four Pro Bowls, seven NFL title games, Super Bowls I, II.

**SONNY JURGENSEN**

Quarterback. 6-0, 203. Born in Wilmington, N.C., Aug. 23, 1934. Duke. Inducted in 1983. 1957-63 Philadelphia Eagles, 1964-74 Washington Redskins. **Highlights:** 32,224 yards passing, 255 touchdowns, 82.6 passer rating. Surpassed 3,000 yards passing in five seasons.

**ALEX KARRAS**

Defensive tackle. 6-2, 248. Born in Gary, Ind., July 15, 1935. Died Oct. 10, 2012. Iowa. Inducted in 2020. 1958-62, 1964-70 Detroit Lions. **Highlights:** Dominant defensive tackle of his era. First-team All-Pro four times (1960-62, 1965). Second-team All-Pro eight times.

**JIM KELLY**

Quarterback. 6-3, 225. Born in Pittsburgh, Pa., Feb. 14, 1960. Miami (Fla.). Inducted in 2002. 1986-96 Buffalo Bills. **Highlights:** Passed for more than 3,000 yards eight times. Mastered the no-huddle offense that propelled Bills to four consecutive Super Bowls.

**LEROY KELLY**

Running back. 6-0, 205. Born in Philadelphia, Pa., May 20, 1942. Morgan State. Inducted in 1994. 1964-73 Cleveland Browns. **Highlights:** 7,274 yards rushing, 90 total touchdowns. 1,000-yard rusher first three years as starter. Punt-return champion, 1965.

**CORTEZ KENNEDY**

Defensive tackle. 6-3, 298. Born in Osceola, Ark., Aug. 23, 1968. Died May 23, 2017. Northwest Mississippi Community College, Miami (Fla.). Inducted in 2012. 1990-2000 Seattle Seahawks. **Highlights:** NFL Defensive Player of the Year, 1992. Voted to eight Pro Bowls and selected first-team All-Pro three times. Named to NFL's 1990s All-Decade Team.

**WALT KIESLING**

Guard. Coach. 6-2, 245. Born in St. Paul, Minn., May 27, 1903. Died March 2, 1962. St. Thomas (Minn.). Inducted in 1966. 1926-27 Duluth Eskimos, 1928 Pottsville Maroons, 1929-33 Chicago Cardinals, 1934 Chicago Bears, 1935-36 Green Bay Packers, 1937-38 Pittsburgh Pirates; coach, 1939 Pittsburgh Pirates, 1940-42 Pittsburgh Steelers; co-coach, 1943 Phil-Pitt, 1944 Card-Pitt; coach, 1954-56 Pittsburgh Steelers. **Highlights:** 34-year career as pro player, assistant coach, head coach. Led Steelers to first winning season, 1942.

**FRANK (BRUISER) KINARD**

Tackle. 6-1, 210. Born in Pelahatchie, Miss., Oct. 23, 1914. Died Sept. 7, 1985. Mississippi. Inducted in 1971. 1938-43 Brooklyn Dodgers, 1944 Brooklyn Tigers, 1946-47 New York Yankees (AAFC). **Highlights:** First man to earn both All-NFL, All-AAFC honors. Out because of injury only once.

**JERRY KRAMER**

Guard. 6-3, 245. Born in Jordan, Mont., Jan. 23, 1936. Idaho. Inducted in 2018. 1958-68 Green Bay Packers. **Highlights:** Anchored offensive line of Lombardi-era Packers that won Super Bowls I and II. Named to NFL's 50th Anniversary Team, NFL All-Decade Team of 1960s and Super Bowl Silver Anniversary Team.

**PAUL KRAUSE**

Safety. 6-3, 200. Born in Flint, Mich., Feb. 19, 1942. Iowa. Inducted in 1998. 1964-67 Washington Redskins, 1968-79 Minnesota Vikings. **Highlights:** NFL all-time leader with 81 interceptions. Played in eight Pro Bowls. Starting safety in four Super Bowls.

**EARL (CURLY) LAMBEAU**

Coach. Born in Green Bay, Wis., April 9, 1898. Died June 1, 1965. Notre Dame. Inducted in 1963. 1919-49 Green Bay Packers, 1950-51 Chicago Cardinals, 1952-53 Washington Redskins. **Highlights:** Charter enshrinee. 229-134-22 coaching record with six NFL championships. Founded pre-NFL Packers, 1919.

**JACK LAMBERT**

Linebacker. 6-4, 220. Born in Mantua, Ohio, July 8, 1952. Kent State. Inducted in 1990. 1974-84 Pittsburgh Steelers. **Highlights:** Leader of 'Steel Curtain.' NFL defensive player of year in 1976, nine Pro Bowls.

**TOM LANDRY**

Coach. Born in Mission, Texas, Sept. 11, 1924. Died Feb. 12, 2000. Texas. Inducted in 1990. 1960-88 Dallas Cowboys. **Highlights:** 270-178-6 coaching record. 20 consecutive winning seasons. Innovator on offense and defense.

**DICK (NIGHT TRAIN) LANE**

Cornerback. 6-2, 210. Born in Austin, Texas, April 16, 1928. Died Jan. 29, 2002. Scottsbluff Junior College. Inducted in 1974. 1952-53 Los Angeles Rams, 1954-59 Chicago Cardinals, 1960-65 Detroit Lions. **Highlights:** 68 interceptions for 1,207 yards, five touchdowns. Record 14 interceptions as rookie. Seven Pro Bowls.

**JIM LANGER**

Center. 6-2, 255. Born in Little Falls, Minn., May 16, 1948. South Dakota State. Inducted in 1987. 1970-79 Miami Dolphins, 1980-81 Minnesota Vikings. **Highlights:** Played every offensive down in Dolphins' perfect 1972 season. Six Pro Bowls.

**WILLIE LANIER**

Linebacker. 6-1, 245. Born in Clover, Va., Aug. 21, 1945. Morgan State. Inducted in 1986. 1967-77 Kansas City Chiefs. **Highlights:** 27 interceptions. Defensive star in Super Bowl IV upset. Nicknamed 'Contact' for ferocious tackling.

**STEVE LARGENT**

Wide receiver. 5-11, 191. Born in Tulsa, Okla., Sept. 28, 1954. Tulsa. Inducted in 1995. 1976-89 Seattle Seahawks. **Highlights:** 819 receptions for 13,089 yards, 100 touchdowns. Receptions in 177 consecutive games.

**YALE LARY**

Safety. 5-11, 189. Born in Fort Worth, Texas, Nov. 24, 1930. Died May 11, 2017. Texas A&M. Inducted in 1979. 1952-53, 1956-64 Detroit Lions. **Highlights:** 50 interceptions. Three NFL punting crowns, three touchdowns on punt returns. Nine Pro Bowls.

**DANTE LAVELLI**

End. 6-0, 199. Born in Hudson, Ohio, Feb. 23, 1923. Died Jan. 20, 2009. Ohio State. Inducted in 1975. 1946-49 Cleveland Browns (AAFC), 1950-56 Cleveland Browns. **Highlights:** 386 receptions for 6,488 yards, 62 touchdowns. 24 catches in six NFL title games.

**TY LAW**

Cornerback. 5-11, 200. Born in Aliquippa, Pa., Feb. 10, 1974. Inducted in 2019. Michigan. 1995-2004 New England Patriots, 2005, 2008 New York Jets, 2006-07 Kansas City Chiefs, 2009 Denver Broncos. **Highlights:** Intercepted three-or-more passes in a season nine times. Led NFL in interceptions twice (1998, 2005). Registered 53 career interceptions for 828 yards and seven TDs.

## PRO FOOTBALL HALL OF FAME

**BOBBY LAYNE**

Quarterback. 6-2, 190. Born in Santa Anna, Texas, Dec. 19, 1926. Died Dec. 1, 1986. Texas. Inducted in 1967. 1948 Chicago Bears, 1949 New York Bulldogs, 1950-58 Detroit Lions, 1958-62 Pittsburgh Steelers. **Highlights:** 26,768 yards passing, 196 touchdowns, 2,451 yards rushing. Late touchdown pass won 1953 NFL title game.

**DICK LEBEAU**

Cornerback. 6-1, 185. Born in London, Ohio, Sept. 9, 1937. Ohio State. Inducted in 2010. 1959-72 Detroit Lions. **Highlights:** Recorded 62 career interceptions for 762 yards, three TDs. Ranked third all-time in interceptions at retirement. Voted to three Pro Bowls.

**ALPHONSE (TUFFY) LEEMANS**

Fullback. 6-0, 200. Born in Superior, Wis., Nov. 12, 1912. Died Jan. 19, 1979. Oregon, George Washington. Inducted in 1978. 1936-43 New York Giants. **Highlights:** 3,132 yards rushing, 2,318 yards passing, 422 yards receiving. Led NFL rushers as rookie, 1936.

**MARV LEVY**

Coach. Born in Chicago, Ill., Aug. 3, 1925. Wyoming, Coe College, Harvard. Inducted in 2001. 1978-82 Kansas City Chiefs, 1986-97 Buffalo Bills. **Highlights:** Led Bills to unprecedented four consecutive Super Bowls. Had 154-120 record. Coaching victories ranked 10th when he retired.

**RAY LEWIS**

Linebacker. 6-1, 240. Born in Bartow, Fla., May 15, 1975. Miami (Fla.). Inducted in 2018. 1996-2012 Baltimore Ravens. **Highlights:** Twice named AP Defensive Player of the Year (2000, 2003). Named All-Pro eight times. Voted to 12 Pro Bowls. First player in NFL history with 40 sacks and 30 interceptions in a career.

**BOB LILLY**

Defensive tackle. 6-5, 260. Born in Olney, Texas, July 26, 1939. TCU. Inducted in 1980. 1961-74 Dallas Cowboys. **Highlights:** Eleven Pro Bowls. Played 196 consecutive games. Foundation of great Dallas defensive units.

**FLOYD LITTLE**

Running back. 5-10, 196. Born in New Haven, Conn., July 4, 1942. Died Jan. 1, 2021. Syracuse. Inducted in 2010. 1967-75 Denver Broncos. **Highlights:** Broncos' first 1,000-yard rusher, won NFL rushing title in 1971. Amassed more than 12,000 career all-purpose yards, 54 TDs, five AFL All-Star Games/Pro Bowls.

**LARRY LITTLE**

Guard. 6-1, 265. Born in Groveland, Ga., Nov. 2, 1945. Bethune-Cookman. Inducted in 1993. 1967-68 San Diego Chargers, 1969-80 Miami Dolphins. **Highlights:** Five Pro Bowls, started in three Super Bowls. Epitome of powerful Dolphins rushing game of 1970s.

**JAMES LOFTON**

Wide receiver. 6-3, 192. Born in Fort Ord, Calif., July 5, 1956. Stanford. Inducted in 2003. 1978-86 Green Bay Packers, 1987-88 Los Angeles Raiders, 1989-92 Buffalo Bills, 1993 Los Angeles Rams, 1993 Philadelphia Eagles. **Highlights:** Played 16 seasons, 233 games. Caught 764 passes for 75 touchdowns and a then-record 14,004 yards. All-Pro four times, eight Pro Bowls.

**VINCE LOMBARDI**

Coach. Born in Brooklyn, N.Y., June 11, 1913. Died Sept. 3, 1970. Fordham. Inducted in 1971. 1959-67 Green Bay Packers, 1969 Washington Redskins. **Highlights:** 105-35-6 coaching record in 10 years, including five NFL titles and victories in Super Bowls I and II.

**HOWIE LONG**

Defensive end. 6-5, 268. Born in Somerville, Mass., Jan. 6, 1960. Villanova. Inducted in 2000. 1981-93 Oakland/Los Angeles Raiders. **Highlights:** All-Pro 1983, 1984, 1985. Named All-AFC four times, 1983-86. Eight Pro Bowls.

**RONNIE LOTT**

Cornerback-safety. 6-0, 203. Born in Albuquerque, N.M., May 8, 1959. Southern California. Inducted in 2000. 1981-90 San Francisco 49ers, 1991-92 Los Angeles Raiders, 1993-94 New York Jets. **Highlights:** 10 Pro Bowls, 63 career interceptions, and was named to the NFL's 75th Anniversary Team.

**SID LUCKMAN**

Quarterback. 6-0, 195. Born in Brooklyn, N.Y., Nov. 21, 1916. Died July 5, 1998. Columbia. Inducted in 1965. 1939-50 Chicago Bears. **Highlights:** 137 touchdown passes. All-NFL five times. League MVP in 1943.

**WILLIAM ROY (LINK) LYMAN**

Tackle. 6-2, 252. Born in Table Rock, Neb., Nov. 30, 1898. Died Dec. 28, 1972. Nebraska. Inducted in 1964. 1922-23, 1925 Canton Bulldogs, 1924 Cleveland Bulldogs, 1925 Frankford Yellowjackets, 1926-28, 1930-31, 1933-34 Chicago Bears. **Highlights:** Played for four NFL champions. In 16 seasons of college and pro football, played on one losing team.

**JOHN LYNCH**

Safety. 6-2, 214. Born in Hinsdale, Ill., Sept. 25, 1971. Stanford. Inducted in 2021. 1993-2003 Tampa Bay Buccaneers, 2004-07 Denver Broncos. **Highlights:** Anchor of secondary on defenses that perennially ranked among NFL's best. Voted to nine Pro Bowls. In all, recorded 26 interceptions, returned for 204 yards, 13 sacks and more than 1,000 tackles.

**TOM MACK**

Guard. 6-3, 250. Born in Cleveland, Ohio, Nov. 1, 1943. Michigan. Inducted in 1999. 1966-78 Los Angeles Rams. **Highlights:** Never missed a game in entire 184-game career. Elected to 11 Pro Bowls.

**JOHN MACKEY**

Tight end. 6-2, 224. Born in New York, N.Y., Sept. 24, 1941. Died July 6, 2011. Syracuse. Inducted in 1992. 1963-71 Baltimore Colts, 1972 San Diego Chargers. **Highlights:** 331 receptions for 5,236 yards, 38 touchdowns. Second tight end to enter Hall of Fame.

**JOHN MADDEN**

Coach. Born in Austin, Minn., April 10, 1936. Died Dec. 28, 2021. San Mateo J.C., California Polytechnic College at San Luis Obispo. Inducted in 2006. 1969-78 Oakland Raiders. **Highlights:** When hired at 32, became one of youngest coaches in history. 112-39-7 overall record. Owned best regular-season winning percentage among coaches with 100 wins at time of retirement.

**PEYTON MANNING**

Quarterback. 6-5, 230. Born in New Orleans, La., March 24, 1976. Tennessee. Inducted in 2021. 1998-2011 Indianapolis Colts, 2012-15 Denver Broncos. **Highlights:** 14 seasons with 4,000-plus yards passing. Super Bowl XLI MVP. Career stats: 6,125 completions on 9,380 attempts, 71,940 yards and 539 TDs. Named Associated Press NFL MVP five times. Member of NFL's All-Decade Team of the 2000s.

**TIM MARA**

Founder-team owner. Born in New York, N.Y., July 29, 1887. Died Feb. 16, 1959. Did not attend college. Inducted in 1963. 1925-59 New York Giants. **Highlights:** Charter enshrinee. Founder of New York Giants. Built team into powerhouse, winning four NFL titles, 10 division titles.

**WELLINGTON MARA**

Team owner. Born in New York, N.Y., Aug. 14, 1916. Died Oct. 25, 2005. Fordham. Inducted in 1997. 1937-2005 New York Giants. **Highlights:** Lifetime contributor to NFL and New York Giants. Worked as Giants' ballboy, secretary, vice president, president and co-CEO. NFC president 1984-2005.

**GINO MARCHETTI**

Defensive end. 6-4, 245. Born in Smithers, W.Va., Jan. 2, 1927. Died April 29, 2019. San Francisco. Inducted in 1972. 1952 Dallas Texans, 1953-64, 1966 Baltimore Colts. **Highlights:** Named top defensive end of NFL's first 50 years. 10 consecutive Pro Bowls. All-NFL seven times.

## PRO FOOTBALL HALL OF FAME

**DAN MARINO**

Quarterback. 6-4, 218. Born in Pittsburgh, Pa., Sept. 15, 1961. Pittsburgh. Inducted in 2005. 1983-99 Miami Dolphins. **Highlights:** Held NFL records for career passing yardage (61,361), completions (4,967), attempts (8,358) and touchdowns (420) at retirement. Voted to nine Pro Bowls.

**GEORGE PRESTON MARSHALL**

Team owner. Born in Grafton, W.Va., Oct. 11, 1896. Died Aug. 9, 1969. Randolph-Macon. Inducted in 1963. 1932 Boston Braves, 1933-36 Boston Redskins, 1937-69 Washington Redskins. **Highlights:** Charter enshrinee. Sponsored progressive rule changes. Organized first team band, pioneered halftime shows.

**CURTIS MARTIN**

Running back. 5-11, 207. Born in Pittsburgh, Pa., May 1, 1973. Pittsburgh. Inducted in 2012. 1995-97 New England Patriots, 1998-2005 New York Jets. **Highlights:** Second player in NFL history to start career with 10 straight 1,000-yard rushing seasons. Retired as fourth-leading rusher of all-time with 14,101 yards. Racked up 17,421 combined net yards and 100 career TDs (90 rushing, 10 receiving). NFL rushing title, 2004.

**OLLIE MATSON**

Halfback. 6-2, 220. Born in Trinity, Texas, May 1, 1930. Died Feb. 19, 2011. San Francisco. Inducted in 1972. 1952, 1954-58 Chicago Cardinals, 1959-62 Los Angeles Rams, 1963 Detroit Lions, 1964-66 Philadelphia Eagles. **Highlights:** Nine touchdowns on kickoff, punt returns. Traded for nine players in 1959.

**BRUCE MATTHEWS**

Guard-tackle-center. 6-5, 289. Born in Raleigh, N.C., Aug. 8, 1961. Southern California. Inducted in 2007. 1983-2001 Houston Oilers/Tennessee Oilers/Tennessee Titans. **Highlights:** Played in 296 games, most ever by positional player at time of his retirement. Named to a record-tying 14 straight Pro Bowls. All-Pro nine times, All-AFC 12 times.

**KEVIN MAWAE**

Center. 6-4, 289. Born in Savannah, Ga., Jan. 23, 1971. LSU. Inducted in 2019. 1994-97 Seattle Seahawks, 1998-2005 New York Jets, 2006-09 Tennessee Titans. **Highlights:** Blocked for 1,000-yard rusher in 13 of his 16 seasons (five different backs). Noted for leadership and steady play. Voted to eight Pro Bowls.

**DON MAYNARD**

Wide receiver. 6-1, 185. Born in Crosbyton, Texas, Jan. 25, 1935. Died Jan. 10, 2022. Texas Western. Inducted in 1987. 1958 New York Giants, 1960-62 New York Titans, 1963-72 New York Jets, 1973 St. Louis Cardinals. **Highlights:** 633 receptions for 11,834 yards, 88 touchdowns. At least 50 catches and 1,000 yards in five different seasons.

**GEORGE MCAFFEE**

Halfback. 6-0, 177. Born in Corbin, Ky., March 13, 1918. Died March 4, 2009. Duke. Inducted in 1966. 1940-41, 1945-50 Chicago Bears. **Highlights:** Two-way star. 25 interceptions, 234 points. Career punt-return average of 12.78 yards per return.

**MIKE MCCORMACK**

Tackle. 6-4, 250. Born in Chicago, Ill., June 21, 1930. Died Nov. 15, 2013. Kansas. Inducted in 1984. 1951 New York Yanks, 1954-62 Cleveland Browns. **Highlights:** Excelled as offensive right tackle for eight years. Six Pro Bowls.

**RANDALL MCDANIEL**

Guard. 6-3, 276. Born in Phoenix, Ariz., Dec. 19, 1964. Arizona State. Inducted in 2009. 1988-99 Minnesota Vikings, 2000-01 Tampa Bay Buccaneers. **Highlights:** 12 Pro Bowls, All-Pro nine straight years. Blocked for six 1,000-yard RBs, five 3,000-yard QBs.

**TOMMY MCDONALD**

Wide receiver. 5-9, 175. Born in Roy, N.M., July 26, 1934. Died Sept. 24, 2018. Oklahoma. Inducted in 1998. 1957-63 Philadelphia Eagles, 1964 Dallas Cowboys, 1965-66 Los Angeles Rams, 1967 Atlanta Falcons, 1968 Cleveland Browns. **Highlights:** Recorded 495 receptions for 8,410 yards, 84 touchdowns.

**HUGH MCELHENNY**

Halfback. 6-1, 198. Born in Los Angeles, Calif., Dec. 31, 1928. Washington. Died June 17, 2022. Inducted in 1970. 1952-60 San Francisco 49ers, 1961-62 Minnesota Vikings, 1963 New York Giants, 1964 Detroit Lions. **Highlights:** 5,281 rushing yards, 360 points. Totaled 11,369 yards rushing, receiving and returning kicks.

**ART MCNALLY**

Official/Administrator. Born in Philadelphia, Pa., July 1, 1925. Temple. Inducted in 2022. 1959-2015 National Football League. **Highlights:** Served as an NFL official for nine years (Field Judge, 1959; Referee 1960-67). Hired as the NFL's Supervisor of Officials in 1968. Developed standards for the scouting, screening, hiring and grading of the crews that work each NFL game. The "Father of Instant Replay."

**JOHNNY (BLOOD) MCNALLY**

Halfback. 6-0, 185. Born in New Richmond, Wis., Nov. 27, 1903. Died Nov. 28, 1985. Notre Dame, St. John's (Minn.). Inducted in 1963. 1925-26 Milwaukee Badgers, 1926-27 Duluth Eskimos, 1928 Pottsville Maroons, 1929-33, 1935-36 Green Bay Packers, 1934 Pittsburgh Pirates; player-coach, 1937-38 Pittsburgh Pirates. **Highlights:** Charter enshrinee. 49 touchdowns, 297 points in 14 seasons with five teams.

**MIKE MICHALSKE**

Guard. 6-0, 209. Born in Cleveland, Ohio, April 24, 1903. Died Oct. 26, 1983. Penn State. Inducted in 1964. 1926 New York Yankees (AFL), 1927-28 New York Yankees, 1929-35, 1937 Green Bay Packers. **Highlights:** Anchored Packers' championship lines, 1929-31. First guard enshrined in Canton.

**WAYNE MILLNER**

End. 6-0, 191. Born in Roxbury, Mass., Jan. 31, 1913. Died Nov. 19, 1976. Notre Dame. Inducted in 1968. 1936 Boston Redskins, 1937-41, 1945 Washington Redskins. **Highlights:** Washington's all-time leader with 124 catches when retired. 55- and 78-yard touchdown receptions in 1937 NFL Championship Game.

**SAM MILLS**

Linebacker. 5-9, 229. Born in Neptune, N.J., June 3, 1959. Died April 18, 2005. Montclair State. Inducted in 2022. 1986-1994 New Orleans Saints, 1995-97 Carolina Panthers. **Highlights:** Undrafted. Signed by New Orleans Saints in 1986 after playing three seasons in USFL. Perennial team leader in tackles for Saints (five seasons) and Panthers (twice). Named All-Pro and All-NFC three times (1991, 1992, 1996).

**BOBBY MITCHELL**

Running back-wide receiver. 6-0, 195. Born in Hot Springs, Ark., June 6, 1935. Died April 5, 2020. Illinois. Inducted in 1983. 1958-61 Cleveland Browns, 1962-68 Washington Redskins. **Highlights:** 91 touchdowns, including eight on kickoff and punt returns. 14,078 combined yards.

**RON MIX**

Tackle. 6-4, 255. Born in Los Angeles, Calif., March 10, 1938. Southern California. Inducted in 1979. 1960 Los Angeles Chargers, 1961-69 San Diego Chargers, 1971 Oakland Raiders. **Highlights:** All-AFL nine times. Only two holding penalties in 10 years with the Chargers.

**ART MONK**

Wide receiver. 6-3, 210. Born in White Plains, N.Y., Dec. 5, 1957. Syracuse. Inducted in 2008. 1980-93 Washington Redskins, 1994 New York Jets, 1995 Philadelphia Eagles. **Highlights:** 940 receptions, 12,721 yards, 68 TDs. Set then-record 106 catches, 1984. Had 50-or-more catches in a season nine times.

**JOE MONTANA**

Quarterback. 6-2, 200. Born in New Eagle, Pa., June 11, 1956. Notre Dame. Inducted in 2000. 1979-90, 1992 San Francisco 49ers, 1993-94 Kansas City Chiefs. **Highlights:** MVP in Super Bowls XVI, XIX and XXIV. Eight Pro Bowls and All-NFL three times.

## PRO FOOTBALL HALL OF FAME

**WARREN MOON**

Quarterback. 6-3, 212. Born in Los Angeles, Calif., Nov. 18, 1956. West Los Angeles J.C., Washington. Inducted in 2006. 1984-93 Houston Oilers, 1994-96 Minnesota Vikings, 1997-98 Seattle Seahawks, 1999-2000 Kansas City Chiefs. **Highlights:** Passed for 49,325 yards and 291 TDs in 17 NFL seasons. Elected to nine Pro Bowls including eight straight. Threw for 3,000 yards in nine seasons.

**LENNY MOORE**

Flanker-running back. 6-1, 198. Born in Reading, Pa., Nov. 25, 1933. Penn State. Inducted in 1975. 1956-67 Baltimore Colts. **Highlights:** From 1963-65, scored touchdowns in record 18 consecutive games. 113 career touchdowns, 12,451 combined net yards.

**RANDY MOSS**

Wide receiver. 6-4, 210. Born in Rand, W.Va., Feb. 13, 1977. Marshall. Inducted in 2018. 1998-2004, 2010 Minnesota Vikings, 2005-06 Oakland Raiders, 2007-10 New England Patriots, 2010 Tennessee Titans, 2012 San Francisco 49ers. **Highlights:** Recorded 982 catches for 15,292 yards and 156 TDs. Set NFL record with 23 touchdown receptions, 2007. Led NFL in TD receptions five times. Selected to NFL All-Decade Team of 2000s.

**MARION MOTLEY**

Fullback. 6-1, 238. Born in Leesburg, Ga., June 5, 1920. Died June 27, 1999. South Carolina State, Nevada. Inducted in 1968. 1946-49 Cleveland Browns (AAFC), 1950-53 Cleveland Browns, 1955 Pittsburgh Steelers. **Highlights:** AAFC's all-time rushing champion. Led league in rushing in first NFL season.

**MIKE MUNCHAK**

Guard. 6-3, 281. Born in Scranton, Pa., March 5, 1960. Penn State. Inducted in 2001. 1982-93 Houston Oilers. **Highlights:** Devastating blocker, All-AFC seven times, elected to nine Pro Bowls.

**ANTHONY MUÑOZ**

Tackle. 6-6, 278. Born in Ontario, Calif., Aug. 19, 1958. Southern California. Inducted in 1998. 1980-92 Cincinnati Bengals. **Highlights:** All-Pro selection 11 consecutive years, 1981-91. Selected to 11 straight Pro Bowls.

**GEORGE MUSSO**

Guard-tackle. 6-2, 270. Born in Collinsville, Ill., April 8, 1910. Died Sept. 5, 2000. Millikin. Inducted in 1982. 1933-44 Chicago Bears. **Highlights:** First player to achieve All-NFL status at two positions: tackle in 1935 and guard in 1937.

**BRONKO NAGURSKI**

Fullback. 6-2, 225. Born in Rainy River, Ontario, Canada, Nov. 3, 1908. Died Jan. 7, 1990. Minnesota. Inducted in 1963. 1930-37, 1943 Chicago Bears. **Highlights:** Charter enshrinee. 2,778 rushing yards in nine seasons. All-NFL five times.

**JOE NAMATH**

Quarterback. 6-2, 200. Born in Beaver Falls, Pa., May 31, 1943. Alabama. Inducted in 1985. 1965-76 New York Jets, 1977 Los Angeles Rams. **Highlights:** First quarterback to pass for more than 4,000 yards in season, 1967. Guaranteed, delivered victory over Colts in Super Bowl III.

**EARLE (GREASY) NEALE**

Coach. Born in Parkersburg, W.Va., Nov. 5, 1891. Died Nov. 2, 1973. West Virginia Wesleyan. Inducted in 1969. 1941-42, 1944-50 Philadelphia Eagles: co-coach, 1943 Phil-Pitt. **Highlights:** Turned Eagles into winners with three consecutive division crowns, NFL championships in 1948 and 1949.

**ERNE NEVERS**

Fullback. 6-1, 205. Born in Willow River, Minn., June 11, 1903. Died May 3, 1976. Stanford. Inducted in 1963. 1926-27 Duluth Eskimos, 1929-31 Chicago Cardinals. **Highlights:** Charter enshrinee. Holds NFL's longest-standing record, 40 points in one game in 1929.

**OZZIE NEWSOME**

Tight end. 6-2, 232. Born in Muscle Shoals, Ala., March 16, 1956. Alabama. Inducted in 1999. 1978-90 Cleveland Browns. **Highlights:** Finished career as all-time leader among tight ends with 662 receptions for 7,980 yards.

**RAY NITSCHKE**

Linebacker. 6-3, 235. Born in Elmwood Park, Ill., Dec. 29, 1936. Died March 8, 1998. Illinois. Inducted in 1978. 1958-72 Green Bay Packers. **Highlights:** MVP of 1962 title game. Named NFL's all-time linebacker in 1969.

**CHUCK NOLL**

Coach. Born in Cleveland, Ohio, Jan. 5, 1932. Died June 13, 2014. Dayton. Inducted in 1993. 1969-91 Pittsburgh Steelers. **Highlights:** Coached for 23 years. Won four Super Bowl titles (IX, X, XIII, XIV).

**LEO NOMELLINI**

Defensive tackle. 6-3, 264. Born in Lucca, Italy, June 19, 1924. Died Oct. 17, 2000. Minnesota. Inducted in 1969. 1950-63 San Francisco 49ers. **Highlights:** Played every 49ers game for 14 seasons. 10 Pro Bowls.

**BILL NUNN**

Contributor. Born in Homewood, Pa., Sept. 30, 1924. Died May 6, 2014. West Virginia State College. Inducted in 2021. 1968-2014 Pittsburgh Steelers. **Highlights:** Pittsburgh Steelers "super scout." Credited with helping build the Steelers' dynasty of the 1970s. Helped draft many players who were integral in the Steelers' six Super Bowl championships during his tenure.

**JONATHAN OGDEN**

Tackle. 6-9, 345. Born in Washington, D.C., July 31, 1974. Inducted in 2013. 1996-2007 Baltimore Ravens. **Highlights:** First-ever draft pick of the Ravens. Named first-team All-Pro six times. Elected to 11 Pro Bowls. Member of NFL's All-Decade Team of 2000s.

**MERLIN OLSEN**

Defensive tackle. 6-5, 270. Born in Logan, Utah, Sept. 15, 1940. Died March 11, 2010. Utah State. Inducted in 1982. 1962-76 Los Angeles Rams. **Highlights:** Member of the "Fearsome Foursome." Named to 14 consecutive Pro Bowls, Rams' all-time team.

**JIM OTTO**

Center. 6-2, 255. Born in Wausau, Wis., Jan. 5, 1938. Miami (Fla.). Inducted in 1980. 1960-74 Oakland Raiders. **Highlights:** Named AFL's all-time center. Played in 210 games, 12 AFL All-Star Games or Pro Bowls, six AFL/AFC title games.

**STERVE OWEN**

Tackle. Coach. 6-2, 235. Born in Cleo Springs, Okla., April 21, 1898. Died May 17, 1964. Phillips. Inducted in 1966. 1924-25 Kansas City Cowboys, 1925 Cleveland Bulldogs, 1926-31, 1933 New York Giants: coach, 1930-53 New York Giants. **Highlights:** Both player and coach. Coached Giants to record of 155-108-17, eight divisional titles, two NFL championships.

**TERRELL OWENS**

Wide receiver. 6-3, 224. Born in Alexander City, Ala., Dec. 7, 1973. Tennessee-Chattanooga. Inducted in 2018. 1996-2003 San Francisco 49ers, 2004-05 Philadelphia Eagles, 2006-08 Dallas Cowboys, 2009 Buffalo Bills, 2010 Cincinnati Bengals. **Highlights:** Career totals: 1,078 catches for 15,934 yards, 14.8 yards per catch and 153 TDs. Registered nine 1,000-yard seasons. Had 60-or-more catches in all but three seasons. NFL's All-Decade Team of 2000s.

**ORLANDO PACE**

Tackle. 6-7, 320. Born in Sandusky, Ohio, Nov. 4, 1975. Ohio State. Inducted in 2016. 1997-2008 St. Louis Rams, 2009 Chicago Bears. **Highlights:** First overall pick, 1997 NFL Draft. Blocked for three straight NFL MVPs. All-Pro five times.

## PRO FOOTBALL HALL OF FAME

**ALAN PAGE**

Defensive tackle. 6-4, 225. Born in Canton, Ohio, Aug. 7, 1945. Notre Dame. Inducted in 1988. 1967-78 Minnesota Vikings, 1978-81 Chicago Bears. **Highlights:** Dominating DT played in 238 consecutive games, four Super Bowls. Won league MVP honors in 1971.

**BILL PARCELLS**

Coach. Born in Englewood, N.J., Aug. 22, 1941. Inducted in 2013. 1983-90 New York Giants, 1993-96 New England Patriots, 1997-99 New York Jets, 2003-06 Dallas Cowboys. **Highlights:** Only coach to lead four teams to the playoffs. Named NFL Coach of the Year twice (1986 and 1994). Led Giants to two Super Bowl titles. Overall record: 183-138-1.

**CLARENCE (ACE) PARKER**

Quarterback. 5-11, 168. Born in Portsmouth, Va., May 17, 1912. Died Nov. 6, 2013. Duke. Inducted in 1972. 1937-41 Brooklyn Dodgers, 1945 Boston Yanks, 1946 New York Yankees (AAFC). **Highlights:** Two-way threat. Two-time All-NFL performer, league MVP in 1940.

**JIM PARKER**

Guard-tackle. 6-3, 273. Born in Macon, Ga., April 3, 1934. Died July 18, 2005. Ohio State. Inducted in 1973. 1957-67 Baltimore Colts. **Highlights:** First full-time offensive lineman elected to Hall of Fame. All-NFL eight consecutive years, eight Pro Bowls.

**WALTER PAYTON**

Running back. 5-10, 202. Born in Columbia, Miss., July 25, 1954. Died Nov. 1, 1999. Jackson State. Inducted in 1993. 1975-87 Chicago Bears. **Highlights:** NFL's all-time leading rusher (16,726 yards) and combined net yardage (21,803) at time of retirement.

**DREW PEARSON**

Wide receiver. 6-0, 184. Born in South River, N.J., Jan. 12, 1951. Tulsa. Inducted in 2021. 1973-83 Dallas Cowboys. **Highlights:** Retired as Cowboys' career leader in catches (489) and yards (7,822). Member of NFL's All-Decade Team of 1970s. Big-game reputation reflected in 68 catches for 1,131 yards (16.6 avg.) and eight TDs in 22 postseason games.

**JOE PERRY**

Fullback. 6-0, 200. Born in Stevens, Ark., Jan. 22, 1927. Died April 25, 2011. Compton Junior College. Inducted in 1969. 1948-49 San Francisco 49ers (AAFC), 1950-60, 1963 San Francisco 49ers, 1961-62 Baltimore Colts. **Highlights:** First player in NFL history to gain 1,000 yards two consecutive seasons. 12,532 combined yards.

**PETE PIHOS**

End. 6-1, 210. Born in Orlando, Fla., Oct. 22, 1923. Died Aug. 16, 2011. Indiana. Inducted in 1970. 1947-55 Philadelphia Eagles. **Highlights:** Three-time NFL receiving champion. Caught winning touchdown in 1949 NFL Championship Game.

**TROY POLAMALU**

Safety. 5-10, 207. Born in Garden Grove, Calif., April 19, 1981. Southern California. Inducted in 2020. 2003-14 Pittsburgh Steelers. **Highlights:** 32 interceptions for 398 yards and three TDs. First-team All-Pro four times. Voted to eight Pro Bowls.

**BILL POLIAN**

Contributor. Born in Bronx, N.Y., Dec. 8, 1942. New York University. Inducted in 2015. 1978-82 Kansas City Chiefs, 1984-92 Buffalo Bills, 1993-94 National Football League, 1995-97 Carolina Panthers, 1998-2011 Indianapolis Colts. **Highlights:** Spent 32 seasons in NFL. Turned the fortunes of three different NFL teams. Named NFL's Executive of the Year by *The Sporting News* six times.

**FRITZ POLLARD**

Halfback-Coach. 5-9, 165. Born in Chicago, Ill., Jan. 27, 1894. Died May 11, 1986. Brown. Inducted in 2005. 1919-21, 1925-26 Akron Pros/Indians, 1922 Milwaukee Badgers, 1923, 1925 Hammond Pros, 1925 Providence Steam Roller. **Highlights:** True pioneer as one of two African American players in the NFL in 1920 and helped lead Akron to league title that season. In 1921, became the league's first black head coach.

**JOHN RANDLE**

Defensive tackle. 6-1, 278. Born in Hearne, Texas, Dec. 12, 1967. Trinity Valley Community College; Texas A&I. Inducted in 2010. 1990-2000 Minnesota Vikings, 2001-03 Seattle Seahawks. **Highlights:** Undrafted free agent rookie, record eight straight seasons with 10 or more sacks, had 137.5 career sacks. Voted to seven Pro Bowls, named All-Pro/NFC six consecutive years, All-AFC once.

**HUGH (SHORTY) RAY**

Supervisor of officials 1938-1952. Born in Highland Park, Ill., Sept. 21, 1884. Died Sept. 16, 1956. Illinois. Inducted in 1966. **Highlights:** Supervisor of Officials, 1938-1952. Streamlined rules to improve game tempo, player safety.

**ANDRE REED**

Wide receiver. 6-2, 190. Born in Allentown, Pa., Jan. 29, 1964. Kutztown. Inducted in 2014. 1985-99 Buffalo Bills, 2000 Washington Redskins. **Highlights:** Most prolific receiver in Bill history. His 951 career receptions was third all-time when he retired.

**ED REED**

Safety. 5-11, 200. Born in St. Rose, La., Sept. 11, 1978. Miami (FL). Inducted in 2019. 2002-2012 Baltimore Ravens, 2013 Houston Texans, 2013 New York Jets. **Highlights:** NFL's Defensive Player of the Year, 2004. Career statistics: 64 interceptions returned for NFL record 1,590 yards and 7 TDs. Selected All-Pro six times.

**DAN REEVES**

Team owner. Born in New York, N.Y., June 30, 1912. Died April 15, 1971. Georgetown. Inducted in 1967. 1941-45 Cleveland Rams, 1946-71 Los Angeles Rams. **Highlights:** Moved Rams to Los Angeles in 1946 and opened up West Coast to pro football. First postwar team owner to sign African-American player.

**MEL RENFRO**

Cornerback-safety. 6-0, 192. Born in Houston, Texas, Dec. 30, 1941. Oregon. Inducted in 1996. 1964-77 Dallas Cowboys. **Highlights:** 52 interceptions for 626 yards and 3 touchdowns. Also added 842 yards on punt returns, 2,246 yards on kickoff returns. Elected to Pro Bowl first 10 seasons.

**JERRY RICE**

Wide receiver. 6-2, 200. Born in Starkville, Miss., Oct. 13, 1962. Mississippi Valley State. Inducted in 2010. 1985-2000 San Francisco 49ers, 2001-04 Oakland Raiders, 2004 Seattle Seahawks. **Highlights:** NFL's all-time reception leader with 1,549 catches for 22,895 yards, 208 total touchdowns. Had 14 seasons with 1,000 yards receiving; 23,546 combined net yards. All-Pro 11 times, Super Bowl XXIII MVP.

**LES RICHTER**

Linebacker. 6-3, 238. Born in Fresno, Calif., Oct. 6, 1930. Died June 12, 2010. California. Inducted in 2011. 1954-62 Los Angeles Rams. **Highlights:** Second overall pick in 1952 by New York Yanks. Rights traded to Rams in exchange for 11 players. Rugged, fierce competitor. Voted to eight straight Pro Bowls. Recorded 16 career interceptions, also handled Rams' placekicking duties early in career.

**JOHN RIGGINS**

Running back. 6-2, 240. Born in Seneca, Kan., Aug. 4, 1949. Kansas. Inducted in 1992. 1971-75 New York Jets, 1976-79, 1981-85 Washington Redskins. **Highlights:** 11,352 rushing yards, 116 total touchdowns. MVP of Super Bowl XVII with 166 rushing yards including game-winning 43-yard touchdown.

**JIM RINGO**

Center. 6-2, 230. Born in Orange, N.J., Nov. 21, 1931. Died Nov. 19, 2007. Syracuse. Inducted in 1981. 1953-63 Green Bay Packers, 1964-67 Philadelphia Eagles. **Highlights:** Ten-time Pro Bowl selection, seven-time All-NFL selection. Started in then-record 182 consecutive games.

## PRO FOOTBALL HALL OF FAME

**WILLIE ROAF**

Tackle. 6-5, 300. Born in Pine Bluff, Arkansas, April 18, 1970. Louisiana Tech. Inducted in 2012. 1993-2001 New Orleans Saints, 2002-05 Kansas City Chiefs. **Highlights:** Voted to 11 Pro Bowls, named first-team All-Pro seven times. Member of both the NFL's All-Decade Team of the 1990s and 2000s.

**DAVE ROBINSON**

Linebacker. 6-3, 245. Born in Mt. Holly, N.J., May 3, 1941. Inducted in 2013. 1963-1972 Green Bay Packers, 1973-74 Washington Redskins. **Highlights:** Starting outside linebacker in three NFL championship game and two Super Bowl wins. Recorded 27 career interceptions. Voted to three Pro Bowl Bowls. Named to NFL's All-Decade Team of 1960s.

**JOHNNY ROBINSON**

Safety. 6-1, 205. Born in Delhi, La., Sept. 9, 1938. LSU. Inducted in 2019. 1960-71 Dallas Texans/Kansas City Chiefs. **Highlights:** Intercepted 57 career interceptions, returned for 741 yards and 1 TD. Named to AFL's All-Time Team. Single-season best 10 interceptions in 1966 (led AFL) and 1970 (led NFL).

**ANDY ROBUSTELLI**

Defensive end. 6-0, 230. Born in Stamford, Connecticut, Dec. 6, 1925. Died May 31, 2011. Arnold College. Inducted in 1971. 1951-55 Los Angeles Rams, 1956-64 New York Giants. **Highlights:** Anchored defense in eight championship games. Named NFL's top player in 1962.

**ART ROONEY**

Founder-team owner. Born in Coulterville, Pa., Jan. 27, 1901. Died Aug. 25, 1988. Georgetown, Duquesne. Inducted in 1964. 1933-39 Pittsburgh Pirates, 1940-42, 1945-88 Pittsburgh Steelers, 1943 Phil-Pitt, 1944 Card-Pitt. **Highlights:** Founded Pittsburgh Pirates in 1933 and renamed them Steelers in 1940. Team won four Super Bowls in 1970s.

**DAN ROONEY**

Administrator-team owner. Born in Pittsburgh, Pa., July, 20, 1932. Died April 13, 2017. Duquesne. Inducted in 2000. 1955-2017 Pittsburgh Steelers. **Highlights:** Served on the board of directors for the NFL Trust Fund, NFL Films, and Scheduling Committee. Played a key role in the labor agreement reached in 1993 between the NFL owners and players.

**PETE ROZELLE**

Commissioner. Born in South Gate, Calif., March 1, 1926. Died Dec. 6, 1996. Compton Junior College, San Francisco. Inducted in 1985. Commissioner, 1960-89. **Highlights:** Negotiated first league-wide television contract in 1962. Generally recognized as premier commissioner in all of sports. Credited with making NFL the nation's most popular sport.

**BOB ST. CLAIR**

Tackle. 6-9, 265. Born in San Francisco, Calif., Feb. 18, 1931. Died April 20, 2015. San Francisco, Tulsa. Inducted in 1990. 1953-63 San Francisco 49ers. **Highlights:** Exceptional offensive lineman. Also played goal-line defense and had 10 blocked field goals, 1956.

**ED SABOL**

Founder-president-chairman. Born in Atlantic City, N.J., Sept. 11, 1916. Died Feb. 9, 2015. Ohio State. Inducted in 2011. 1964-95 NFL Films. **Highlights:** Bid and received rights to film 1962 NFL Championship Game. Two years later, founded NFL Films. During his tenure, NFL Films won 52 Emmys. Vision and innovations changed the way sports were presented.

**STEVE SABOL**

Administrator/president. Born in Moorestown, N.J., Oct. 2, 1942. Died Sept. 18, 2012. Colorado College. Inducted in 2020. 1964-2012 NFL Films. **Highlights:** Artistic vision behind studio that completely revolutionized how fans watched the National Football League. Won 35 Emmys in more categories than any other person in TV history (writing, cinematography, editing, directing and producing).

**BARRY SANDERS**

Running back. 5-8, 203. Born in Wichita, Kan., July 16, 1968. Oklahoma State. Inducted in 2004. 1989-98 Detroit Lions. **Highlights:** 15,269 rushing yards, 99 touchdowns. Rushed for 1,000 yards in each of 10 seasons. NFL co-MVP, 1997. Selected to 10 Pro Bowls.

**CHARLIE SANDERS**

Tight end. 6-4, 230. Born in Richlands, N.C., Aug. 25, 1946. Died July 2, 2015. Minnesota. Inducted in 2007. 1968-77 Detroit Lions. **Highlights:** 336 career receptions for 4,817 yards and 31 touchdowns. Selected to seven Pro Bowls. Named to the NFL's All-Decade Team of 1970s.

**DEION SANDERS**

Cornerback-kick returner-punt returner. 6-1, 195. Born in Fort Myers, Fla., Aug. 9, 1967. Florida State. Inducted in 2011. 1989-93 Atlanta Falcons, 1994 San Francisco 49ers, 1995-99 Dallas Cowboys, 2000 Washington Redskins, 2004-05 Baltimore Ravens. **Highlights:** First-team All-NFL nine times. Voted to the NFL's All-Decade Team of the 1990s at both cornerback and punt returner. 53 career interceptions. Career touchdowns included six on punt returns, three on kickoff returns, nine on interceptions, one fumble recovery and three receiving.

**WARREN SAPP**

Defensive tackle. 6-2, 300. Born in Orlando, Fla., Dec. 19, 1972. Inducted in 2013. 1995-2003 Tampa Bay Buccaneers, 2004-07 Oakland Raiders. **Highlights:** Amassed 96.5 career sacks. Named 1999 NFL Defensive Player of the Year. First-team All-Pro four straight seasons. Member of NFL's All-Decade Teams of 1990s and 2000s.

**GALE SAYERS**

Running back. 6-0, 200. Born in Wichita, Kan., May 30, 1943. Died Sept. 23, 2020. Kansas. Inducted in 1977. 1965-71 Chicago Bears. **Highlights:** Broke into league by scoring rookie-record 22 touchdowns. Led league in rushing in 1966, 1969. MVP of three Pro Bowls.

**JOE SCHMIDT**

Linebacker. 6-0, 222. Born in Pittsburgh, Pa., Jan. 18, 1932. Pittsburgh. Inducted in 1973. 1953-65 Detroit Lions. **Highlights:** 24 interceptions. Lions' team captain for nine years. Mastered middle linebacker position that evolved in 1950s.

**TEX SCHRAMM**

Team president-general manager. Born in San Gabriel, Calif., June 2, 1920. Died July 15, 2003. Texas. Inducted in 1991. 1947-56 Los Angeles Rams. 1960-89 Dallas Cowboys. **Highlights:** Played prominent role in AFL-NFL merger. Chairman of Competition Committee from 1966-88.

**JUNIOR SEAU**

Linebacker. 6-3, 250. Born in San Diego, Calif., Jan. 19, 1969. Died May 2, 2012. Southern California. Inducted in 2015. 1990-2002 San Diego Chargers, 2003-05 Miami Dolphins, 2006-09 New England Patriots. **Highlights:** NFL Defensive Player of the Year in 1992. First-team All-Pro selection eight times. Selected to play in 12 Pro Bowls. Recorded 10 or more tackles in a game 64 times.

**LEE ROY SELMON**

Defensive end. 6-3, 250. Born in Eufaula, Okla., Oct. 20, 1954. Died Sept. 4, 2011. Oklahoma. Inducted in 1995. 1976-84 Tampa Bay Buccaneers. **Highlights:** 78½ sacks, 380 quarterback pressures, forced 28 fumbles. Six consecutive Pro Bowl selections.

**RICHARD SEYMOUR**

Defensive End/Defensive Tackle. 6-6, 317. Born in Gadsden, S.C., Oct. 6, 1979. Georgia. Inducted in 2022. 2001-08 New England Patriots, 2009-12 Oakland Raiders. **Highlights:** Career stats: 57.5 sacks, 39 passes defended, two interceptions. Played in four AFC Championship Games and four Super Bowls, including victories in XXXVI, XXXVIII and XXXIX. Named to the NFL's All-Decade Team of the 2000s.

## PRO FOOTBALL HALL OF FAME

**SHANNON SHARPE**

Tight end. 6-2, 230. Born in Chicago, Ill., June 26, 1968. Savannah State. Inducted in 2011. 1990-99, 2002-03 Denver Broncos, 2000-01 Baltimore Ravens. **Highlights:** Retired as NFL's career leader among TEs in catches (815), rec. yards (10,060) and TD receptions (62). All-Pro five times. Eight Pro Bowls. Won three Super Bowls in four-season stretch.

**BILLY SHAW**

Guard. 6-2, 258. Born in Natchez, Miss., Dec. 15, 1938. Georgia Tech. Inducted in 1999. 1961-69 Buffalo Bills. **Highlights:** First player who played entire career in AFL to be elected to Hall of Fame. Named to AFL's all-time team.

**ART SHELL**

Tackle. 6-5, 285. Born in Charleston, S.C., Nov. 26, 1946. Maryland State-Eastern Shore. Inducted in 1989. 1968-82 Oakland/Los Angeles Raiders. **Highlights:** Cornerstone of Raiders' offensive line in 1970s. 207 regular-season games, 23 postseason games, eight Pro Bowls.

**DONNIE SHELL**

Safety. 5-11, 190. Born in Whitmire, S.C., Aug. 26, 1952. South Carolina State. Inducted in 2020. 1974-87 Pittsburgh Steelers. **Highlights:** Hard-hitting tackler and integral member of Steelers' vaunted defense. 51 interceptions for 490 yards. Voted to five consecutive Pro Bowls.

**WILL SHIELDS**

Guard. 6-3, 320. Born in Fort Riley, Kan., Sept. 15, 1971. Nebraska. Inducted in 2015. 1993-2006 Kansas City Chiefs. **Highlights:** Earned 12 straight Pro Bowl berths. Never missed a game during 14-season career. 224 games played with 223 starts. Member of the NFL's All-Decade Team of the 2000s.

**DON SHULA**

Coach. Born in Grand River, Ohio, Jan. 4, 1930. Died May 4, 2020. John Carroll. Inducted in 1997. 1963-69 Baltimore Colts, 1970-95 Miami Dolphins. **Highlights:** Won more games (347) than any coach in NFL history. Won two Super Bowl titles, including Super Bowl VII when Dolphins recorded NFL's only perfect season (17-0).

**O.J. SIMPSON**

Running back. 6-1, 212. Born in San Francisco, Calif., July 9, 1947. City College (San Francisco), Southern California. Inducted in 1985. 1969-77 Buffalo Bills, 1978-79 San Francisco 49ers. **Highlights:** In 1973, became first player to rush for 2,000 yards in season. Finished career with four rushing titles, 11,236 yards.

**MIKE SINGLETARY**

Linebacker. 6-0, 230. Born in Houston, Texas, Oct. 9, 1958. Baylor. Inducted in 1998. 1981-92 Chicago Bears. **Highlights:** All-Pro choice eight times and All-NFC nine consecutive seasons. Selected to 10 Pro Bowls.

**DUKE SLATER**

Tackle. 6-1, 215. Born in Normal, Ill., Dec. 9, 1898. Died Aug. 14, 1966. Iowa. Inducted in 2020. 1922 Milwaukee Badgers, 1922-25 Rock Island Independents, 1926-31 Chicago Cardinals. **Highlights:** African-American pioneer in early years of the NFL. Starred as two-way lineman for 10 seasons. Named All-NFL four times. Also named second-team All-NFL seven times.

**JACKIE SLATER**

Tackle. 6-4, 277. Born in Jackson, Miss., May 27, 1954. Jackson State. Inducted in 2001. 1976-95 Los Angeles/St. Louis Rams. **Highlights:** Played 20 seasons, 259 games. Blocked for seven different 1,000-yard rushers. Seven Pro Bowls.

**BRUCE SMITH**

Defensive end. 6-4, 280. Born in Norfolk, Va., June 18, 1963. Virginia Tech. Inducted in 2009. 1985-99 Buffalo Bills, 2000-03 Washington Redskins. **Highlights:** NFL's all-time leader in sacks with 200. Named All-Pro nine times, 11 Pro Bowls. Selected to NFL's All-Decade Team of 1980s and 1990s.

**EMMITT SMITH**

Running back. 5-9, 207. Born in Pensacola, Fla., May 15, 1969. Florida. Inducted in 2010. 1990-2002 Dallas Cowboys, 2003-04 Arizona Cardinals. **Highlights:** Won four rushing titles in five years, recorded record 11 straight 1,000-yard seasons. NFL's all-time leading rusher with 18,355 yards, 164 rushing TDs. Won NFL MVP and Super Bowl XXVIII MVP in 1993.

**JACKIE SMITH**

Tight end. 6-4, 232. Born in Columbia, Miss., Feb. 23, 1940. Northwestern State (La.). Inducted in 1994. 1963-77 St. Louis Cardinals, 1978 Dallas Cowboys. **Highlights:** 480 receptions for 7,918 yards, 40 TDs. Third TE elected to Hall of Fame.

**MAC SPEEDIE**

End. 6-3, 203. Born in Odell, Ill., Jan. 12, 1920. Died March 12, 1993. Utah. Inducted in 2020. 1946-52 Cleveland Browns. **Highlights:** Established every major receiving record in four-year history of AAFC. Career stats: 349 receptions for 5,602 yards and 33 TDs.

**ED SPRINKLE**

Defensive end/linebacker/end. 6-1, 206. Born in Bradshaw, Texas, Sept. 3, 1923. Died July 28, 2014. Hardin-Simmons, Navy. Inducted in 2020. 1944-55 Chicago Bears. **Highlights:** Regarded as one of first to gain fame by rushing passer. Defensive career totals: Four interceptions for 55 yards, one safety; recovered two fumbles for TDs.

**KEN STABLER**

Quarterback. 6-3, 215. Born in Foley, Ala., Dec. 25, 1945. Died July 8, 2015. Alabama. Inducted in 2016. 1970-79 Oakland Raiders, 1980-81 Houston Oilers, 1982-84 New Orleans Saints. **Highlights:** Compiled impressive .661 winning percentage. Career totals: 27,938 yards, 194 TDs. First QB since AFL-NFL merger to lead team to five straight conference titles.

**JOHN STALLWORTH**

Wide receiver. 6-2, 191. Born in Tuscaloosa, Ala., July 15, 1952. Alabama A&M. Inducted in 2002. 1974-87 Pittsburgh Steelers. **Highlights:** 537 receptions for 8,723 yards, 63 touchdowns. Scored go-ahead touchdown in Super Bowl XIV on 73-yard reception.

**DICK STANFEL**

Guard. 6-3, 236. Born in San Francisco, Calif., July 20, 1927. Died June 22, 2015. San Francisco. Inducted in 2016. 1952-55 Detroit Lions, 1956-58 Washington Redskins. **Highlights:** Team MVP in 1953 championship season, rare honor for offensive lineman. All-NFL five times in seven seasons. Retired in prime to pursue coaching.

**BART STARR**

Quarterback. 6-1, 200. Born in Montgomery, Ala., Jan. 9, 1934. Died May 26, 2019. Alabama. Inducted in 1977. 1956-71 Green Bay Packers. **Highlights:** Quarterbacked Packers to six division titles, five NFL titles, and first two Super Bowls, both of which he was MVP.

**ROGER STAUBACH**

Quarterback. 6-3, 202. Born in Cincinnati, Ohio, Feb. 5, 1942. New Mexico Military Institute, Navy. Inducted in 1985. 1969-79 Dallas Cowboys. **Highlights:** Led Cowboys to four NFC titles and victories in Super Bowls VI, XII. When retired, 83.4 career passer rating was best of all-time.

**ERNE STAUTNER**

Defensive tackle. 6-2, 235. Born in Prinzing-by-Cham, Bavaria, April 20, 1925. Died Feb. 16, 2006. Boston College. Inducted in 1969. 1950-63 Pittsburgh Steelers. **Highlights:** Played in nine Pro Bowls and won the best lineman award in 1957. Recorded three safeties.

**JAN STENERUD**

Kicker. 6-2, 190. Born in Fettsund, Norway, Nov. 26, 1942. Montana State. Inducted in 1991. 1967-79 Kansas City Chiefs, 1980-83 Green Bay Packers, 1984-85 Minnesota Vikings. **Highlights:** 1,699 points (580 extra points, 373 field goals). First pure placekicker to enter Hall of Fame.

**DWIGHT STEPHENSON**

Center. 6-2, 255. Born in Murfreesboro, N.C., Nov. 20, 1957. Alabama. Inducted in 1998. 1980-87 Miami Dolphins. **Highlights:** Recognized as premier center of his time. All-Pro, All-AFC five straight years. Selected to five Pro Bowls.

**MICHAEL STRAHAN**

Defensive end. 6-5, 255. Born in Houston, Texas, Nov. 21, 1971. Texas Southern. Inducted in 2014. 1993-2007 New York Giants. **Highlights:** Recorded 141.5 career sacks. His 22.5 sacks in 2001 is an NFL record. Named to NFL's All-Decade Team of 2000s.

## PRO FOOTBALL HALL OF FAME

**HANK STRAM**

Coach. Born in Chicago, Ill., Jan. 3, 1923. Died July 4, 2005. Purdue. Inducted in 2003. 1960-74 Dallas Texans/Kansas City Chiefs, 1976-77 New Orleans Saints. **Highlights:** Overall record of 136-100-10. Recorded most wins in AFL history. Guided teams to titles in 1962, 1966, 1969. Led Chiefs to AFL win in Super Bowl IV.

**KEN STRONG**

Halfback. 5-11, 210. Born in West Haven, Conn., April 21, 1906. Died Oct. 5, 1979. NYU. Inducted in 1967. 1929-32 Staten Island Stapletons, 1933-35, 1939, 1944-47 New York Giants, 1936-37 New York Yanks (AFL). **Highlights:** Scored 17 points to lead Giants to win in 1934 'Sneakers' game. Led NFL with 64 points, 1933.

**JOE STYDAHAR**

Tackle. 6-4, 230. Born in Kaylor, Pa., March 17, 1912. Died March 23, 1977. West Virginia. Inducted in 1967. 1936-42, 1945-46 Chicago Bears. **Highlights:** One of stalwarts of Bears' 'Monsters of the Midway.' Played on five divisional, three NFL championship teams.

**LYNN SWANN**

Wide receiver. 5-11, 180. Born in Alcoa, Tenn., March 7, 1952. Southern California. Inducted in 2001. 1974-82 Pittsburgh Steelers. **Highlights:** All-AFC three times. Selected to three Pro Bowls. MVP, Super Bowl X.

**PAUL TAGLIABUE**

Commissioner. Born in Jersey City, N.J., Nov. 24, 1940. Georgetown, NYU. Inducted in 2020. 1989-2006 National Football League. **Highlights:** Helped grow NFL to unparalleled heights, establishing league as global brand. Created internet and TV networks. Secured largest TV contracts in entertainment history totaling \$25 billion.

**FRAN TARKENTON**

Quarterback. 6-0, 185. Born in Richmond, Va., Feb. 3, 1940. Georgia. Inducted in 1986. 1961-66, 1972-78 Minnesota Vikings, 1967-71 New York Giants. **Highlights:** At retirement, held NFL records for attempts (6,467), completions (3,686), yards (47,003) and TDs (342). Four TD passes in first NFL game.

**CHARLEY TAYLOR**

Running back-wide receiver. 6-3, 210. Born in Grand Prairie, Texas, Sept. 28, 1941. Died Feb. 19, 2022. Arizona State. Inducted in 1984. 1964-75, 1977 Washington Redskins. **Highlights:** Won rookie of year honors as running back. Switched to wide receiver and won receiving titles in 1966, 1967.

**JASON TAYLOR**

Defensive end. 6-6, 260. Born in Pittsburgh, Pa., Sept. 1, 1974. Akron. Inducted in 2017. 1997-2007, 2009, 2011 Miami Dolphins, 2008 Washington Redskins, 2010 New York Jets. **Highlights:** NFL Defensive Player of the Year in 2006. Career stats: 139.5 sacks; eight interceptions for 110 yards and three TDs; 29 opponents' fumbles recovered; six TDs on fumble recoveries. Three safeties.

**JIM TAYLOR**

Fullback. 6-0, 216. Born in Baton Rouge, La., Sept. 20, 1935. Died Oct. 13, 2018. Hinds Junior College; LSU. Inducted in 1976. 1958-66 Green Bay Packers, 1967 New Orleans Saints. **Highlights:** 8,597 rushing yards, 558 points. In 1962, led league in rushing and scoring with 19 touchdowns.

**LAWRENCE TAYLOR**

Linebacker. 6-3, 237. Born in Williamsburg, Va., Feb. 4, 1959. North Carolina. Inducted in 1999. 1981-93 New York Giants. **Highlights:** Redefined the position of outside linebacker. All-Pro nine times, 10 Pro Bowls. NFL MVP in 1986.

**DERRICK THOMAS**

Linebacker. 6-3, 243. Born in Miami, Fla., Jan. 1, 1967. Died Feb. 8, 2000. Alabama. Inducted in 2009. 1989-99 Kansas City Chiefs. **Highlights:** Set NFL record with seven sacks in one game. Recorded most sacks in NFL during 1990s. Nine Pro Bowls. Named to NFL's All-Decade Team of 1990s.

**EMMITT THOMAS**

Cornerback. 6-2, 192. Born in Angleton, Texas, June 3, 1943. Bishop. Inducted in 2008. 1966-78 Kansas City Chiefs. **Highlights:** Undrafted free agent. 58 interceptions, 937 yards, five TDs. Ranked fifth all-time in interceptions at retirement. Interception leader in AFL, 1969, and NFL, 1974.

**THURMAN THOMAS**

Running back. 5-10, 198. Born in Houston, Texas, May 16, 1966. Oklahoma State. Inducted in 2007. 1988-99 Buffalo Bills, 2000 Miami Dolphins. **Highlights:** Amassed 16,532 total yards including 12,074 yards rushing. Scored 88 touchdowns. Only player in history to lead league in yards from scrimmage four straight seasons.

**JIM THORPE**

Halfback. 6-1, 190. Born in Prague, Okla., May 28, 1888. Died March 28, 1953. Carlisle. Inducted in 1963. 1915-17, 1919-1920, 1926 Canton Bulldogs, 1921 Cleveland Indians, 1922-23 Oorang Indians, 1924 Rock Island Independents, 1925 New York Giants, 1928 Chicago Cardinals. **Highlights:** Charter enshrinee. First president of American Professional Football Association, 1920. Played for 12 seasons.

**MICK TINGELHOFF**

Center. 6-2, 237. Born in Lexington, Neb., May 22, 1940. Died Sept. 11, 2021. Nebraska. Inducted in 2015. 1962-78 Minnesota Vikings. **Highlights:** Signed as a rookie free agent. Earned starting nod as rookie and never relinquished role during career. All-NFL/All-Pro-choice seven times (1964-70).

**ANDRE TIPPETT**

Linebacker. 6-3, 240. Born in Birmingham, Ala., Dec. 27, 1959. Iowa; Ellsworth (Iowa) Junior College. Inducted in 2008. 1982-88, 1990-93 New England Patriots. **Highlights:** Recorded 100 career sacks including personal best 18.5 sacks, 1984. Named to five straight Pro Bowls, 1985-89.

**Y.A. TITTLE**

Quarterback. 6-0, 200. Born in Marshall, Texas, Oct. 24, 1926. Died Oct. 8, 2017. LSU. Inducted in 1971. 1948-49 Baltimore Colts (AAFC), 1950 Baltimore Colts, 1951-60 San Francisco 49ers, 1961-64 New York Giants. **Highlights:** 33,070 yards, 242 touchdowns. 33 touchdown passes in 1962 and 36 in 1963. Three-time league Player of the Year.

**LADAINIAN TOMLINSON**

Running back. 5-10, 221. Born in Rosebud, Texas, June 23, 1979. TCU. Inducted in 2017. 2001-09 San Diego Chargers, 2010-11 New York Jets. **Highlights:** Captured back-to-back rushing titles, 2006-07. Named NFL's 2006 Most Valuable Player. 13,684 career yards on 3,174 carries and 145 rushing touchdowns. Added 4,772 yards on 624 catches and 17 TD receptions.

**GEORGE TRAFTON**

Center. 6-2, 235. Born in Chicago, Ill., Dec. 6, 1896. Died Sept. 5, 1971. Notre Dame. Inducted in 1964. 1920-32 Decatur Staleys/Chicago Staleys/Chicago Bears. **Highlights:** First center to snap with one hand. Named top NFL center of 1920s.

**CHARLEY TRIPPI**

Halfback/quarterback. 6-0, 185. Born in Pittston, Pa., Dec. 14, 1922. Georgia. Inducted in 1968. 1947-55 Chicago Cardinals. **Highlights:** One of football's most versatile performers. Played halfback five years, quarterback for two, defense for two.

**EMLEN TUNNELL**

Safety. 6-1, 200. Born in Bryn Mawr, Pa., March 29, 1925. Died July 22, 1975. Toledo, Iowa. Inducted in 1967. 1948-58 New York Giants, 1959-61 Green Bay Packers. **Highlights:** 79 interceptions. Gained more yards on kickoff, punt and interception returns (924) in 1952 than that season's NFL rushing leader.



## PRO FOOTBALL HALL OF FAME

**CLYDE (BULLDOG) TURNER**

Center. 6-2, 235. Born in Plains, Texas, March 10, 1919. Died Oct. 30, 1998. Hardin-Simmons. Inducted in 1966. 1940-52 Chicago Bears. **Highlights:** Anchored defense for four NFL championship teams, including four interceptions in five title games.

**JOHNNY UNITAS**

Quarterback. 6-1, 195. Born in Pittsburgh, Pa., May 7, 1933. Died Sept. 11, 2002. Louisville. Inducted in 1979. 1956-72 Baltimore Colts, 1973 San Diego Chargers. **Highlights:** 40,239 passing yards, 290 touchdowns. Led Colts to two NFL championships. Passed for at least one touchdown in 47 consecutive games.

**GENE UPSHAW**

Guard. 6-5, 255. Born in Robstown, Texas, Aug. 15, 1945. Died Aug. 20, 2008. Texas A & I. Inducted in 1987. 1967-81 Oakland Raiders. **Highlights:** Premier guard of his era, played in 10 AFL/AFC Championship Games, three Super Bowls, seven Pro Bowls.

**BRIAN URLACHER**

Linebacker. 6-4, 258. Born in Pasco, Wash., May 25, 1978. New Mexico. Inducted in 2018. 2000-12 Chicago Bears. **Highlights:** Named Defensive Rookie of the Year, 2000. Defensive Player of the Year, 2005. Career statistics include 41.5 sacks and 22 interceptions. Voted to eight Pro Bowls. Named to NFL All-Decade Team of 2000s.

**NORM VAN BROCKLIN**

Quarterback. 6-1, 190. Born in Eagle Butte, South Dakota, March 15, 1926. Died May 2, 1983. Oregon. Inducted in 1971. 1949-57 Los Angeles Rams, 1958-60 Philadelphia Eagles. **Highlights:** NFL-record 554 yards passing in 1951 season opener. Guided Eagles to NFL crown as league's Most Outstanding Player in 1960.

**STEVE VAN BUREN**

Halfback. 6-1, 200. Born in La Ceiba, Honduras, Dec. 28, 1920. Died Aug. 23, 2012. LSU. Inducted in 1965. 1944-51 Philadelphia Eagles. **Highlights:** Four-time rushing champion. Won 1944 punt-return title and was 1945 kick-off-return champion.

**DICK VERMEIL**

Coach. Born in Calistoga, Calif., Oct. 30, 1936. Napa Junior College, San Jose State. Inducted in 2022. 1976-82 Philadelphia Eagles, 1997-99 St. Louis Rams, 2001-05 Kansas City Chiefs. **Highlights:** Mastered three-year turnaround, leading the Eagles, Rams and Chiefs to the postseason after years on the outside. Named NFL Coach of the Year twice by Sporting News (1979,1999) and once by the Associated Press (1999). Overall record: 126-114-0.

**DOAK WALKER**

Halfback. 5-11, 173. Born in Dallas, Texas, Jan. 1, 1927. Died Sept. 27, 1998. Southern Methodist. Inducted in 1986. 1950-55 Detroit Lions. **Highlights:** 534 points. Won two NFL scoring titles. Had winning 67-yard scoring run in 1952 title game.

**BILL WALSH**

Coach. Born in Los Angeles, Calif., Nov. 30, 1931. Died July 30, 2007. San Jose State. Inducted in 1993. 1979-88 San Francisco 49ers. **Highlights:** 102-63-1 coaching record. Guided 49ers to three Super Bowl titles (XVI, XIX, XXIII) in 10 years.

**PAUL WARFIELD**

Wide receiver. 6-0, 188. Born in Warren, Ohio, Nov. 28, 1942. Ohio State. Inducted in 1983. 1964-69, 1976-77 Cleveland Browns, 1970-74 Miami Dolphins. **Highlights:** 8,565 yards receiving, 85 touchdowns. Eight-time Pro Bowl player. Key to both Cleveland and Miami offenses.

**KURT WARNER**

Quarterback. 6-2, 220. Born in Burlington, Iowa, June 22, 1971. Northern Iowa, Inducted in 2017. 1998-2003 St. Louis Rams, 2004 New York Giants, 2005-09 Arizona Cardinals. **Highlights:** Two-time NFL MVP (1999 and 2001). Named Super Bowl XXXIV MVP. Four-time Pro Bowl choice, led NFL in average gain per attempt three times.

**BOB WATERFIELD**

Quarterback. 6-2, 200. Born in Elmira, N.Y., July 26, 1920. Died March 25, 1983. UCLA. Inducted in 1965. 1945 Cleveland Rams, 1946-52 Los Angeles Rams. **Highlights:** NFL MVP as rookie in 1945, leading Rams to NFL title. Grabbed 20 interceptions in limited defensive duties.

**MIKE WEBSTER**

Center. 6-2, 260. Born in Tomahawk, Wis., March 18, 1952. Died Sept. 24, 2002. Wisconsin. Inducted in 1997. 1974-88 Pittsburgh Steelers, 1989-90 Kansas City Chiefs. **Highlights:** Played in 245 games, selected to nine Pro Bowls, and won four Super Bowls during 17-year career.

**ROGER WEHRLI**

Cornerback. 6-0, 190. Born in New Point, Mo., Nov. 26, 1947. Missouri. Inducted in 2007. 1969-82 St. Louis Cardinals. **Highlights:** 40 career interceptions. Named to the NFL's All-Decade Team of 1970s. All-Pro five times. Selected to seven Pro Bowls.

**ARNIE WEINMEISTER**

Defensive tackle. 6-4, 235. Born in Rhein, Saskatchewan, Canada, March 23, 1923. Died June 29, 2000. Washington. Inducted in 1984. 1948-49 New York Yankees (AAFC), 1950-53 New York Giants. **Highlights:** Dominant defensive tackle of his time. Four-time All-NFL selection, four Pro Bowls.

**RANDY WHITE**

Defensive tackle. 6-4, 265. Born in Pittsburgh, Pa., Jan. 15, 1953. Maryland. Inducted in 1994. 1975-88 Dallas Cowboys. **Highlights:** Missed only one game in 14 seasons. Co-MVP of Super Bowl XII. Nine-time Pro Bowl selection.

**REGGIE WHITE**

Defensive end. 6-5, 291. Born in Chattanooga, Tenn., Dec. 19, 1961. Died Dec. 26, 2004. Tennessee. Inducted in 2006. 1985-92 Philadelphia Eagles, 1993-98 Green Bay Packers, 2000 Carolina Panthers. **Highlights:** Retired as all-time sack leader with 198. Named All-Pro 13 of 15 seasons including 10 as first-team selection. Named to 13 straight Pro Bowls.

**DAVE WILCOX**

Linebacker. 6-3, 241. Born in Ontario, Oregon, Sept. 29, 1942. Boise State, Oregon. Inducted in 2000. 1964-74 San Francisco 49ers. **Highlights:** Seven Pro Bowls, All-NFL five times. Missed only one game because of injury.

**AENEAS WILLIAMS**

Cornerback-safety. 5-11, 194. Born in New Orleans, La., Jan. 29, 1968. Southern University. Inducted in 2014. 1991-2000 Phoenix/Arizona Cardinals, 2001-04 St. Louis Rams. **Highlights:** Named to Pro Bowl seven times as a cornerback, once as safety. Recorded 55 interceptions for 807 yards, nine TDs. Named to NFL's All-Decade Team of 2000s.

**BILL WILLIS**

Guard. 6-2, 215. Born in Columbus, Ohio, Oct. 5, 1921. Died Nov. 27, 2007. Ohio State. Inducted in 1977. 1946-53 Cleveland Browns (AAFC/NFL). **Highlights:** Two-way player who excelled on defense. Four-time All-NFL player, played in three Pro Bowls.

**LARRY WILSON**

Safety. 6-0, 190. Born in Rigby, Idaho, March 24, 1938. Died Sept. 17, 2020. Utah. Inducted in 1978. 1960-72 St. Louis Cardinals. **Highlights:** 52 interceptions. Had interception in seven consecutive games in 1966. Made "safety blitz" famous.

**RALPH WILSON JR.**

Team owner-founder. Born in Columbus, Ohio, Oct. 17, 1918. Died March 25, 2013. Virginia, Michigan. Inducted in 2009. 1960-2013 Buffalo Bills. **Highlights:** Founded team. Bills teams captured back-to-back AFL titles in mid-1960s. Unprecedented four straight Super Bowl appearances.

## PRO FOOTBALL HALL OF FAME

### KELLEN WINSLOW

Tight end. 6-5, 250. Born in St. Louis, Mo., Nov. 5, 1957. Missouri. Inducted in 1995. 1979-87 San Diego Chargers **Highlights:** 541 receptions for 6,741 yards, 45 touchdowns. 13 catches. Blocked field goal in 1981 playoff win over Miami.

### ALEX WOJCIECHOWICZ

Center. 6-0, 235. Born in South River, N.J., Aug. 12, 1915. Died July 13, 1992. Fordham. Inducted in 1968. 1938-46 Detroit Lions, 1946-50 Philadelphia Eagles. **Highlights:** One of league's first iron men. Played both ways for eight years with Lions.

### RON WOLF

Contributor. Born in New Freedom, Pa., Dec. 30, 1938. Oklahoma. Inducted in 2015. 1963-74, 1979-89 Oakland/Los Angeles Raiders, 1966 American Football League, 1976-78 Tampa Bay Buccaneers, 1990-91 New York Jets, 1991-2001 Green Bay Packers **Highlights:** Recognized as one of finest personnel men in pro football. Began career as a scout for Raiders in 1963. Spent 23 seasons helping build Raiders franchise. Turned Packers into dominant NFL franchise.

### WILLIE WOOD

Safety. 5-10, 190. Born in Washington, D.C., Dec. 23, 1936. Died Feb. 3, 2020. Southern California. Inducted in 1989. 1960-71 Green Bay Packers. **Highlights:** 48 interceptions. Competed in six NFL Championship Games and Super Bowls I and II.

### CHARLES WOODSON

Cornerback/safety. 6-1, 210. Born in Fremont, Ohio, Oct. 7, 1976. Michigan. Inducted in 2021. 1998-2005, 2013-15 Oakland Raiders, 2006-12 Green Bay Packers. **Highlights:** AP Defensive Rookie of the Year, 1998. Totaled 65 career interceptions. First player in NFL history with 50 career interceptions and 20 sacks. AP Defensive Player of the Year, 2009. Member of NFL's All-Decade Team of the 2000s.

### ROD WOODSON

Cornerback-safety. 6-0, 200. Born in Fort Wayne, Ind., March 10, 1965. Purdue. Inducted in 2009. 1987-96 Pittsburgh Steelers, 1997 San Francisco 49ers, 1998-2001 Baltimore Ravens, 2002-03 Oakland Raiders. **Highlights:** 71 interceptions returned for 1,483 yards and NFL-record 12 TDs. Named NFL Defensive Player of Year, 1993. Member of NFL's 75th Anniversary Team. 11 Pro Bowls.

### RAYFIELD WRIGHT

Tackle. 6-6, 255. Born in Griffin, Ga., Aug. 23, 1945. Died April 7, 2022. Fort Valley State. Inducted in 2006. 1967-79 Dallas Cowboys. **Highlights:** Named first- or second-team All-Pro and voted to Pro Bowl six straight seasons, 1971-76. Played in six NFC championship games and five Super Bowls. Named to NFL's All-Decade Team of 1970s.

### RON YARY

Tackle. 6-5, 255. Born in Chicago, Ill., July 16, 1946. Cerritos (Calif.) J.C., Southern California. Inducted in 2001. 1968-81 Minnesota Vikings, 1982 Los Angeles Rams. **Highlights:** All-Pro six consecutive seasons, All-NFC eight consecutive years. Named to seven Pro Bowls. Started in four Super Bowls and five NFL/NFC Championship Games.

### BRYANT YOUNG

Defensive Tackle/Defensive End. 6-3, 291. Born in Chicago Heights, Illinois, January 27, 1972. Notre Dame. Inducted in 2022. 1994-2007 San Francisco 49ers. **Highlights:** Amassed 89.5 career sacks. Registered multiple sacks in each of his 14 seasons. Started in two NFC Championship Games and one Super Bowl (49ers' victory in SB XXIX). First-team All-Pro twice (1996, 1998). Voted to four Pro Bowls. Named to NFL's All-Decade Team of the 1990s.

### GEORGE YOUNG

Contributor/general manager. Born in Baltimore, Md., Sept. 22, 1930. Died Dec. 8, 2001. Bucknell, Johns Hopkins, Loyola. Inducted in 2020. 1968-74 Baltimore Colts, 1975-78 Miami Dolphins, 1979-97 New York Giants, 1998-2001 National Football League. **Highlights:** General manager of Giants teams that won Super Bowls XXI, XXV. Was named NFL Executive of the Year unprecedented five times, 1984, 1986, 1990, 1993, 1997.

### STEVE YOUNG

Quarterback. 6-2, 205. Born in Salt Lake City, Utah, Oct. 11, 1961. Brigham Young. Inducted in 2005. 1985-86 Tampa Bay Buccaneers, 1987-99 San Francisco 49ers. **Highlights:** Led NFL in passing a record-tying six times. Passed for more than 33,000 yards and 232 touchdowns in career. MVP of Super Bowl XXIX. Elected to seven Pro Bowls.

### JACK YOUNGBLOOD

Defensive end. 6-4, 247. Born in Jacksonville, Fla., Jan. 26, 1950. Florida. Inducted in 2001. 1971-84 Los Angeles Rams. **Highlights:** Played in club-record 201 consecutive games. Played in five NFC Championship Games, one Super Bowl. Named All-Pro five times, All-NFC seven times. Elected to seven consecutive Pro Bowls. Lions.

### GARY ZIMMERMAN

Tackle. 6-6, 294. Born in Fullerton, Calif., Dec. 13, 1961. Oregon. Inducted in 2008. 1986-92 Minnesota Vikings, 1993-97 Denver Broncos. **Highlights:** Named to seven Pro Bowls. One of handful of players to be named to two NFL All-Decade Teams, 1980s and 1990s.

## ENSHRINEES BY YEAR OF INDUCTION

**CHARTER CLASS, 1963**

*(Sept. 7, 1963)*  
 Sammy Baugh\*  
 Bert Bell\*  
 Joe Carr\*  
 Earl (Dutch) Clark\*  
 Harold (Red) Grange\*  
 George Halas\*  
 Mel Hein\*  
 Wilbur (Pete) Henry\*  
 Robert (Cal) Hubbard\*  
 Don Hutson\*  
 Earl (Curly) Lambeau\*  
 Tim Mara\*  
 George Preston Marshall\*  
 John (Blood) McNally\*  
 Bronko Nagurski\*  
 Ernie Nevers\*  
 Jim Thorpe\*

**CLASS OF 1964**

*(Sept. 6, 1964)*  
 Jimmy Conzelman\*  
 Ed Healey\*  
 Clarke Hinkle\*  
 William Roy (Link) Lyman\*  
 Mike Michalske\*  
 Art Rooney\*  
 George Trافتon\*

**CLASS OF 1965**

*(Sept. 12, 1965)*  
 Guy Chamberlin\*  
 John (Paddy) Driscoll\*  
 Don Fortmann\*  
 Otto Graham\*  
 Sid Luckman\*  
 Steve Van Buren\*  
 Bob Waterfield\*

**CLASS OF 1966**

*(Sept. 17, 1966)*  
 Bill Dudley\*  
 Joe Guyon\*  
 Arnie Herber\*  
 Walt Kiesling\*  
 George McAfee\*  
 Steve Owen\*  
 Hugh (Shorty) Ray\*  
 Clyde (Bulldog) Turner\*

**CLASS OF 1967**

*(Aug. 5, 1967)*  
 Chuck Bednarik\*  
 Charles W. Bidwill Sr.\*  
 Paul Brown\*  
 Bobby Layne\*  
 Dan Reeves\*  
 Ken Strong\*  
 Joe Stydahar\*  
 Emlen Tunnell\*

**CLASS OF 1968**

*(Aug. 3, 1968)*  
 Cliff Battles\*  
 Art Donovan\*  
 Elroy (Crazylegs) Hirsch\*  
 Wayne Millner\*  
 Marion Motley\*  
 Charley Trippi\*  
 Alex Wojciechowicz\*

**CLASS OF 1969**

*(Sept. 13, 1969)*  
 Albert Glen (Turk) Edwards\*  
 Earle (Greasy) Neale\*  
 Leo Nomellini\*  
 Joe Perry\*  
 Ernie Stautner\*

**CLASS OF 1970**

*(Aug. 8, 1970)*  
 Jack Christiansen\*  
 Tom Fears\*  
 Hugh McElhenry\*  
 Pete Pinos\*

**CLASS OF 1971**

*(July 31, 1971)*  
 Jim Brown\*  
 Bill Hewitt\*  
 Frank (Bruiser) Kinard\*  
 Vince Lombardi\*  
 Andy Robustelli\*  
 Y. A. Tittle\*  
 Norm Van Brocklin\*

**CLASS OF 1972**

*(July 29, 1972)*  
 Lamar Hunt\*  
 Gino Marchetti\*  
 Ollie Matson\*  
 Clarence (Ace) Parker\*

**CLASS OF 1973**

*(July 28, 1973)*  
 Raymond Berry\*  
 Jim Parker\*  
 Joe Schmidt\*

**CLASS OF 1974**

*(July 27, 1974)*  
 Tony Canadeo\*  
 Bill George\*  
 Lou Groza\*  
 Dick (Night Train) Lane\*

**CLASS OF 1975**

*(Aug. 2, 1975)*  
 Roosevelt Brown\*  
 George Connor\*  
 Dante Lavelli\*  
 Lenny Moore\*

**CLASS OF 1976**

*(July 24, 1976)*  
 Ray Flaherty\*  
 Len Ford\*  
 Jim Taylor\*

**CLASS OF 1977**

*(July 30, 1977)*  
 Frank Gifford\*  
 Forrest Gregg\*  
 Gale Sayers\*  
 Bart Starr\*  
 Bill Willis\*

**CLASS OF 1978**

*(July 29, 1978)*  
 Lance Alworth\*  
 Weeb Ewbank\*  
 Alphonse (Tuffy) Leemans\*  
 Ray Nitschke\*  
 Larry Wilson\*

**CLASS OF 1979**

*(July 28, 1979)*  
 Dick Butkus\*  
 Yale Lary\*  
 Ron Mix\*  
 Johnny Unitas\*

**CLASS OF 1980**

*(Aug. 2, 1980)*  
 Herb Adderley\*  
 David (Deacon) Jones\*  
 Bob Lilly\*  
 Jim Otto\*

**CLASS OF 1981**

*(Aug. 1, 1981)*  
 Morris (Red) Badgro\*  
 George Blanda\*  
 Willie Davis\*  
 Jim Ringo\*

**CLASS OF 1982**

*(Aug. 7, 1982)*  
 Doug Atkins\*  
 Sam Huff\*  
 George Musso\*  
 Merlin Olsen\*

**CLASS OF 1983**

*(July 30, 1983)*  
 Bobby Bell\*  
 Sid Gillman\*  
 Sonny Jurgensen\*  
 Bobby Mitchell\*  
 Paul Warfield\*

**CLASS OF 1984**

*(July 28, 1984)*  
 Willie Brown\*  
 Mike McCormack\*  
 Charley Taylor\*  
 Arnie Weinmeister\*

**CLASS OF 1985**

*(Aug. 3, 1985)*  
 Frank Gatski\*  
 Joe Namath\*  
 Pete Rozelle\*  
 O. J. Simpson\*  
 Roger Staubach\*

**CLASS OF 1986**

*(Aug. 2, 1986)*  
 Paul Hornung\*  
 Ken Houston\*  
 Willie Lanier\*  
 Fran Tarkenton\*  
 Doak Walker\*

**CLASS OF 1987**

*(Aug. 8, 1987)*  
 Larry Csonka\*  
 Len Dawson\*  
 Joe Greene\*  
 John Henry Johnson\*  
 Jim Langer\*  
 Don Maynard\*  
 Gene Upshaw\*

**CLASS OF 1988**

*(July 30, 1988)*  
 Fred Biletnikoff\*  
 Mike Ditka\*  
 Jack Ham\*  
 Alan Page\*

**CLASS OF 1989**

*(Aug. 5, 1989)*  
 Mel Blount\*  
 Terry Bradshaw\*  
 Art Shell\*  
 Willie Wood\*

**CLASS OF 1990**

*(Aug. 4, 1990)*  
 Buck Buchanan\*  
 Bob Griese\*  
 Franco Harris\*  
 Ted Hendricks\*  
 Jack Lambert\*  
 Tom Landry\*  
 Bob St. Clair\*

**CLASS OF 1991**

*(July 27, 1991)*  
 Earl Campbell\*  
 John Hannah\*  
 Stan Jones\*  
 Tex Schramm\*  
 Jan Stenerud\*

**CLASS OF 1992**

*(Aug. 1, 1992)*  
 Lem Barney\*  
 Al Davis\*  
 John Mackey\*  
 John Riggins\*

**CLASS OF 1993**

*(July 31, 1993)*  
 Dan Fouts\*  
 Larry Little\*  
 Chuck Noll\*  
 Walter Payton\*  
 Bill Walsh\*

**CLASS OF 1994**

*(July 30, 1994)*  
 Tony Dorsett\*  
 Bud Grant\*  
 Jimmy Johnson\*  
 Leroy Kelly\*  
 Jackie Smith\*  
 Randy White\*

**CLASS OF 1995**

*(July 29, 1995)*  
 Jim Finks\*  
 Henry Jordan\*  
 Steve Largent\*  
 Lee Roy Selmon\*  
 Kellen Winslow\*

**CLASS OF 1996**

*(July 27, 1996)*  
 Lou Creekmur\*  
 Derrell Dierdorf\*  
 Joe Gibbs\*  
 Charlie Joiner\*  
 Mel Renfro\*

**CLASS OF 1997**

*(July 26, 1997)*  
 Mike Haynes\*  
 Wellington Mara\*  
 Don Shula\*  
 Mike Webster\*

**CLASS OF 1998**

*(Aug. 1, 1998)*  
 Paul Krause\*  
 Tommy McDonald\*  
 Anthony Muñoz\*  
 Mike Singletary\*  
 Dwight Stephenson\*

**CLASS OF 1999**

*(Aug. 7, 1999)*  
 Eric Dickerson\*  
 Tom Mack\*  
 Ozzie Newsome\*  
 Billy Shaw\*  
 Lawrence Taylor\*

**CLASS OF 2000**

*(July 29, 2000)*  
 Howie Long\*  
 Ronnie Lott\*  
 Joe Montana\*  
 Dan Rooney\*  
 Dave Wilcox\*

**CLASS OF 2001**

*(Aug. 4, 2001)*  
 Nick Buoniconti\*  
 Marv Levy\*  
 Mike Munchak\*  
 Jackie Slater\*  
 Lynn Swann\*  
 Ron Yary\*  
 Jack Youngblood\*

**CLASS OF 2002**

*(Aug. 3, 2002)*  
 George Allen\*  
 Dave Casper\*  
 Dan Hampton\*  
 Jim Kelly\*  
 John Stallworth\*

**CLASS OF 2003**

*(Aug. 3, 2003)*  
 Marcus Allen\*  
 Elvin Bethea\*  
 Joe DeLamielleure\*  
 James Lofton\*  
 Hank Stram\*

**CLASS OF 2004**

*(Aug. 8, 2004)*  
 Bob (Boomer) Brown\*  
 Carl Eller\*  
 John Elway\*  
 Barry Sanders\*

**CLASS OF 2005**

*(Aug. 7, 2005)*  
 Benny Friedman\*  
 Dan Marino\*  
 Fritz Pollard\*  
 Steve Young\*

**CLASS OF 2006**

*(Aug. 6, 2006)*  
 Troy Aikman\*  
 Harry Carson\*  
 John Madden\*  
 Kevin Moon\*  
 Reggie White\*  
 Rayfield Wright\*

**CLASS OF 2007**

*(Aug. 4, 2007)*  
 Gene Hickerson\*  
 Michael Irvin\*  
 Bruce Matthews\*  
 Charlie Sanders\*  
 Thurman Thomas\*  
 Roger Wehrli\*

**CLASS OF 2008**

*(Aug. 2, 2008)*  
 Fred Dean\*  
 Darrell Green\*  
 Art Monk\*  
 Emmitt Thomas\*  
 Andre Tippett\*  
 Gary Zimmerman\*

**CLASS OF 2009**

*(Aug. 8, 2009)*  
 Bob Hayes\*  
 Randall McDaniel\*  
 Bruce Smith\*  
 Derrick Thomas\*  
 Ralph Wilson Jr.\*  
 Rod Woodson\*

**CLASS OF 2010**

*(Aug. 7, 2010)*  
 Russ Grimm\*  
 Rickey Jackson\*  
 Dick LeBeau\*  
 Floyd Little\*  
 John Randle\*  
 Jerry Rice\*  
 Emmitt Smith\*

**CLASS OF 2011**

*(Aug. 6, 2011)*  
 Richard Dent\*  
 Marshall Faulk\*  
 Chris Hanburger\*  
 Les Richter\*  
 Ed Sabol\*  
 Deion Sanders\*  
 Shannon Sharpe\*

**CLASS OF 2012**

*(Aug. 4, 2012)*  
 Jack Butler\*  
 Dermontti Dawson\*  
 Chris Doleman\*  
 Cortez Kennedy\*  
 Curtis Martin\*  
 Lynn Swann\*  
 Ron Yary\*

**CLASS OF 2013**

*(Aug. 3, 2013)*  
 Larry Allen\*  
 Cris Carter\*  
 Curley Culp\*  
 Jonathan Ogden\*  
 Bill Parcells\*  
 Dave Robinson\*  
 Warren Sapp\*

**CLASS OF 2014**

*(Aug. 2, 2014)*  
 Derrick Brooks\*  
 Ray Guy\*  
 Claude Humphrey\*  
 Walter Jones\*  
 Andre Reed\*  
 Michael Strahan\*  
 Aeneas Williams\*

**CLASS OF 2015**

*(Aug. 8, 2015)*  
 Jerome Bettis\*  
 Tim Brown\*  
 Charles Haley\*  
 Bill Polian\*  
 Junior Seau\*  
 Will Shields\*  
 Mick Tingelhoff\*  
 Ron Wolf\*

**CLASS OF 2016**

*(Aug. 6, 2016)*  
 Edward DeBartolo Jr.\*  
 Tony Dungy\*  
 Brett Favre\*  
 Kevin Greene\*  
 Marvin Harrison\*  
 Orlando Pace\*  
 Ken Stabler\*  
 Dick Stanfel\*

**CLASS OF 2017**

*(Aug. 5, 2017)*  
 Morten Andersen\*  
 Terrell Davis\*  
 Kenny Easley\*  
 Jerry Jones\*  
 Jason Taylor\*  
 LaDainian Tomlinson\*  
 Kurt Warner\*

**CLASS OF 2018**

*(Aug. 4, 2018)*  
 Bobby Beathard\*  
 Robert Brazile\*  
 Brian Dawkins\*  
 Jerry Kramer\*  
 Ray Lewis\*  
 Randy Moss\*  
 Terrell Owens\*  
 Brian Urlacher\*

**CLASS OF 2019**

*(Aug. 3, 2019)*  
 Champ Bailey\*  
 Pat Bowen\*  
 Gil Brandt\*  
 Tony Gonzalez\*  
 Ty Law\*  
 Kevin Mawae\*  
 Ed Reed\*  
 Johnny Robinson\*

**CENTENNIAL CLASS OF 2020**

*(April 28, 2020)*  
 Bobby Dillon\*  
 Winston Hill\*  
 Alex Karras\*  
 Steve Sabol\*  
 Duke Slater\*  
 Mac Speedie\*  
 Ed Sprinkle\*  
 George Young\*

*(Aug. 7, 2021)*

Steve Atwater\*  
 Isaac Bruce\*  
 Harold Carmichael\*  
 Jimbo Covert\*  
 Bill Cowher\*  
 Cliff Harris\*  
 Steve Hutchinson\*  
 Edgerrin James\*  
 Jimmy Johnson\*  
 Troy Polamalu\*  
 Donnie Shell\*  
 Paul Tagliabue\*

**CLASS OF 2021**

*(Aug. 8, 2021)*  
 Alan Faneca\*  
 Tom Flores\*  
 Calvin Johnson\*  
 John Lynch\*  
 Peyton Manning\*  
 Bill Nunn\*  
 Drew Pearson\*  
 Charles Woodson\*

**CLASS OF 2022**

*(Aug. 6, 2022)*  
 Tony Boselli\*  
 Cliff Branch\*  
 LeRoy Butler\*  
 Art McNally\*  
 Sam Mills\*  
 Richard Seymour\*  
 Dick Vermeil\*  
 Bryant Young\*

*\*Deceased*

## NFL/HALL OF FAME GAMES

## NFL/HALL OF FAME GAMES (55)

Date	Winning Team	Losing Team	Attendance
Aug. 11, 1962	New York Giants 21 (tie)	St. Louis Cardinals 21 (tie)	14,000
Sept. 8, 1963	Pittsburgh Steelers 16	Cleveland Browns 7	18,462
Sept. 6, 1964	Baltimore Colts 48	Pittsburgh Steelers 17	11,479
Sept. 12, 1965 1966	Washington Redskins 20 (No game was played)	Detroit Lions 3	14,416
Aug. 5, 1967	Philadelphia Eagles 28	Cleveland Browns 13	17,304
Aug. 3, 1968	Chicago Bears 30	Dallas Cowboys 24	14,578
Sept. 13, 1969	Green Bay Packers 38	Atlanta Falcons 24	17,411
Aug. 8, 1970	New Orleans Saints 14	Minnesota Vikings 13	17,932
July 31, 1971	Los Angeles Rams (NFC) 17	Houston Oilers (AFC) 6	19,384
July 29, 1972	Kansas City Chiefs (AFC) 23	New York Giants (NFC) 17	19,304
July 28, 1973	San Francisco 49ers (NFC) 20	New England Patriots (AFC) 7	19,685
July 27, 1974	St. Louis Cardinals (NFC) 21	Buffalo Bills (AFC) 13	17,286
Aug. 2, 1975	Washington Redskins (NFC) 17	Cincinnati Bengals (AFC) 9	19,360
July 24, 1976	Denver Broncos (AFC) 10	Detroit Lions (NFC) 7	17,639
July 30, 1977	Chicago Bears (NFC) 20	New York Jets (AFC) 6	19,057
July 29, 1978	Philadelphia Eagles (NFC) 17	Miami Dolphins (AFC) 3	19,255
July 28, 1979	Oakland Raiders (AFC) 20	Dallas Cowboys (NFC) 13	20,648
Aug. 2, 1980*	San Diego Chargers (AFC) 0	Green Bay Packers (NFC) 0	19,972
Aug. 1, 1981	Cleveland Browns (AFC) 24	Atlanta Falcons (NFC) 10	23,921
Aug. 7, 1982	Minnesota Vikings (NFC) 30	Baltimore Colts (AFC) 14	23,379
July 30, 1983	Pittsburgh Steelers (AFC) 27	New Orleans Saints (NFC) 14	23,909
July 28, 1984	Seattle Seahawks (AFC) 38	Tampa Bay Buccaneers (NFC) 0	22,250
Aug. 3, 1985	New York Giants (NFC) 21	Houston Oilers (AFC) 20	23,940
Aug. 2, 1986	New England Patriots (AFC) 21	St. Louis Cardinals (NFC) 16	22,739
Aug. 8, 1987	San Francisco 49ers (NFC) 20	Kansas City Chiefs (AFC) 7	23,826
July 30, 1988	Cincinnati Bengals (AFC) 14	Los Angeles Rams (NFC) 7	23,801
Aug. 5, 1989	Washington Redskins (NFC) 31	Buffalo Bills (AFC) 6	23,948
Aug. 4, 1990	Chicago Bears (NFC) 13	Cleveland Browns (AFC) 0	23,952
July 27, 1991	Detroit Lions (NFC) 14	Denver Broncos (AFC) 3	23,815
Aug. 1, 1992	New York Jets (AFC) 41	Philadelphia Eagles (NFC) 14	23,853
July 31, 1993	Los Angeles Raiders (AFC) 19	Green Bay Packers (NFC) 3	23,863
July 30, 1994	Atlanta Falcons (NFC) 21	San Diego Chargers (AFC) 17	23,185
July 29, 1995	Carolina Panthers (NFC) 20	Jacksonville Jaguars (AFC) 14	24,625
July 27, 1996	Indianapolis Colts (AFC) 10	New Orleans Saints (NFC) 3	23,376
July 26, 1997	Minnesota Vikings (NFC) 28	Seattle Seahawks (AFC) 26	23,846
Aug. 1, 1998	Tampa Bay Buccaneers (NFC) 30	Pittsburgh Steelers (AFC) 6	23,875
Aug. 9, 1999	Cleveland Browns (AFC) 20	Dallas Cowboys (NFC) 17 (OT)	25,156
July 31, 2000	New England Patriots (AFC) 20	San Francisco 49ers (NFC) 0	22,840
Aug. 6, 2001	St. Louis Rams (NFC) 17	Miami Dolphins (AFC) 10	22,736
Aug. 5, 2002	New York Giants (NFC) 34	Houston Texans (AFC) 17	22,461
Aug. 4, 2003**	Kansas City Chiefs (AFC) 9	Green Bay Packers (NFC) 0	22,385
Aug. 9, 2004	Washington Redskins (NFC) 20	Denver Broncos (AFC) 17	22,177
Aug. 8, 2005	Chicago Bears (NFC) 27	Miami Dolphins (AFC) 24	22,292
Aug. 6, 2006	Oakland Raiders (AFC) 16	Philadelphia Eagles (NFC) 10	22,200
Aug. 5, 2007	Pittsburgh Steelers (AFC) 20	New Orleans Saints (NFC) 7	22,302
Aug. 3, 2008	Washington Redskins (NFC) 30	Indianapolis Colts (AFC) 16	22,216
Aug. 9, 2009	Tennessee Titans (AFC) 21	Buffalo Bills (AFC) 18	22,153
Aug. 8, 2010	Dallas Cowboys (NFC) 16	Cincinnati Bengals (AFC) 7	22,364
2011	(No game was played)		
Aug. 5, 2012	New Orleans Saints (NFC) 17	Arizona Cardinals (NFC) 10	18,100
Aug. 4, 2013	Dallas Cowboys (NFC) 24	Miami Dolphins (AFC) 20	22,364
Aug. 3, 2014	New York Giants (NFC) 17	Buffalo Bills 13 (AFC)	22,052
Aug. 9, 2015	Minnesota Vikings (NFC) 14	Pittsburgh Steelers (AFC) 3	22,364
2016	(No game was played)		
Aug. 3, 2017	Dallas Cowboys (NFC) 20	Arizona Cardinals (NFC) 18	21,126
Aug. 2, 2018	Baltimore Ravens (AFC) 17	Chicago Bears (NFC) 16	19,876
Aug. 1, 2019	Denver Broncos (AFC) 14	Atlanta Falcons (NFC) 10	20,802
2020	(No game was played)		
Aug. 5, 2021	Pittsburgh Steelers (AFC) 16	Dallas Cowboys (NFC) 3	20,113

\*Game called with 5:29 remaining in the fourth quarter because of severe thunder and lightning.

\*\*Game called with 5:49 remaining in the third quarter because of lightning and torrential rain.

## CHRONOLOGY OF PROFESSIONAL FOOTBALL

**1869**

Rutgers and Princeton played a college soccer football game, the first ever, Nov. 6. The game used modified London Football Association rules. During the next seven years, rugby gained favor with the major eastern schools over soccer, and modern football began to develop from rugby.

**1876**

At the Massasoit convention, the first rules for American football were written. Walter Camp, who would become known as the father of American football, first became involved with the game.

**1892**

In an era in which football was a major attraction of local athletic clubs, an intense competition between two Pittsburgh-area clubs, the Allegheny Athletic Association (AAA) and the Pittsburgh Athletic Club (PAC), led to the making of the first professional football player. Former Yale All-America guard William (Pudge) Heffelfinger was paid \$500 by the AAA to play in a game against the PAC, becoming the first person to be paid to play football, Nov. 12. The AAA won the game 4-0 when Heffelfinger picked up a PAC fumble and ran 35 yards for a touchdown.

**1893**

The Pittsburgh Athletic Club signed one of its players, probably halfback Grant Dibert, to the first known pro football contract, which covered all of the PAC's games for the year.

**1895**

John Brallier became the first football player to openly turn pro, accepting \$10 and expenses to play for the Latrobe YMCA against the Jeannette Athletic Club.

**1896**

The Allegheny Athletic Association team fielded the first completely professional team for its abbreviated two-game season.

**1897**

The Latrobe Athletic Association football team went entirely professional, becoming the first team to play a full season with only professionals.

**1898**

- ▶ A touchdown was changed from four points to five.
- ▶ Chris O'Brien formed a neighborhood team, which played under the name the Morgan Athletic Club, on the south side of Chicago. The team later became known as the Normals, then the Racine (for a street in Chicago) Cardinals, the Chicago Cardinals, the St. Louis Cardinals, the Phoenix Cardinals, and, in 1994, the Arizona Cardinals. The team remains the oldest continuing operation in pro football.

**1900**

William C. Temple took over the team payments for the Duquesne Country and Athletic Club, becoming the first known individual club owner.

**1902**

- ▶ Baseball's Philadelphia Athletics, managed by Connie Mack, and the Philadelphia Phillies formed professional football teams, joining the Pittsburgh Stars in the first attempt at a pro football league, named the National Football League. The Athletics won the first night football game ever played, 39-0 over Kanaweola AC at Elmira, New York, Nov. 21.
- ▶ All three teams claimed the pro championship for the year, but the league president, Dave Berry, named the Stars the champions. Pitcher Rube Waddell was with the Athletics, and pitcher Christy Mathewson a fullback for Pittsburgh.
- ▶ The first World Series of pro football, actually a five-team tournament, was played among a team made up of players from both the Athletics and the Phillies, but simply named New York; the New York Knickerbockers; the Syracuse AC; the Warlow AC; and the Orange (New Jersey) AC at New York's original Madison Square Garden. New York and Syracuse played the first indoor football game before 3,000, Dec. 28. Syracuse, with Glen (Pop) Warner at guard, won 6-0 and went on to win the tournament.

**1903**

- ▶ The Franklin (Pa.) Athletic Club won the second and last World Series of pro football over the Oreos AC of Asbury Park, New Jersey; the Watertown Red and Blacks; and the Orange AC.
- ▶ Pro football was popularized in Ohio when the Massillon Tigers, a strong amateur team, hired four Pittsburgh pros to play in the season-ending game against Akron. At the same time, pro football declined in the Pittsburgh area, and the emphasis on the pro game moved west from Pennsylvania to Ohio.

**1904**

- ▶ A field goal was changed from five points to four.
- ▶ Ohio had at least seven pro teams, with Massillon winning the Ohio Independent Championship, that is, the pro title. Talk surfaced about forming a state-wide league to end spiraling salaries brought about by constant bidding for players and to write universal rules for the game. The feeble attempt to start the league failed.
- ▶ Halfback Charles Follis signed a contract with the Shelby (Ohio) AC, making him the first known black pro football player.

**1905**

The Canton AC, later to become known as the Bulldogs, became a professional team. Massillon again won the Ohio League championship.

**1906**

- ▶ The forward pass was legalized. The first authenticated pass completion in a pro game came on Oct. 25, when George (Peggy) Parratt of Massillon threw a completion to Dan (Bullet) Riley in a victory over a combined Benwood-Moundsville team.

- ▶ Arch-rivals Canton and Massillon, the two best pro teams in America, played twice, with Canton winning the first game but Massillon winning the second and the Ohio League championship. A betting scandal and the financial disaster wrought upon the two clubs by paying huge salaries caused a temporary decline in interest in pro football in the two cities and, somewhat, throughout Ohio.

**1909**

A field goal dropped from four points to three.

**1912**

- ▶ A touchdown was increased from five points to six.
- ▶ Jack Cusack revived a strong pro team in Canton.

**1913**

Jim Thorpe, a former football and track star at the Carlisle Indian School (Pa.) and a double gold medal winner at the 1912 Olympics in Stockholm, played for the Pine Village Pros in Indiana.

**1915**

Massillon again fielded a major team, reviving the old rivalry with Canton. Cusack signed Thorpe to play for Canton for \$250 a game.

**1916**

With Thorpe and former Carlisle teammate Pete Calac starring, Canton went 9-0-1, won the Ohio League championship, and was acclaimed the pro football champion.

**1917**

Despite an upset by Massillon, Canton again won the Ohio League championship.

**1919**

- ▶ Canton again won the Ohio League championship, despite the team having been turned over from Cusack to Ralph Hay. Thorpe and Calac were joined in the backfield by Joe Guyon.
- ▶ Earl (Curly) Lambeau and newspaperman George Calhoun founded the Green Bay Packers on Aug. 11. The local Indian Packing Company sponsored the team for two years while it played an independent schedule.

**1920**

- ▶ Pro football was in a state of confusion due to three major problems: dramatically rising salaries; players continually jumping from one team to another following the highest offer; and the use of college players still enrolled in school. A league in which all the members would follow the same rules seemed the answer. An organizational meeting, at which the Akron Pros, Canton Bulldogs, Cleveland Indians, and Dayton Triangles were represented, was held at the Jordan and Hupmobile auto showroom in Canton, Ohio, Aug. 20. This meeting resulted in the formation of the American Professional Football Conference.

## CHRONOLOGY OF PROFESSIONAL FOOTBALL

- ▶ A second organizational meeting was held in Canton, Sept. 17. The teams were from four states—Akron, Canton, Cleveland, and Dayton from Ohio; the Hammond Pros and Muncie Flyers from Indiana; the Rochester Jeffersons from New York; and the Rock Island Independents, Decatur Staleys, and Racine Cardinals from Illinois. The name of the league was changed to the American Professional Football Association. Hoping to capitalize on his fame, the members elected Thorpe president; Stanley Cofall of Cleveland was elected vice president. A membership fee of \$100 per team was charged to give an appearance of respectability, but no team ever paid it. Scheduling was left up to the teams, and there were wide variations, both in the overall number of games played and in the number played against APFA member teams.
  - ▶ Four other teams—the Buffalo All-Americans, Chicago Tigers, Columbus Panhandles, and Detroit Heralds—joined the league sometime during the year. On Sept. 26, the first game featuring an APFA team was played at Rock Island's Douglas Park. A crowd of 800 watched the Independents defeat the St. Paul Ideals 48-0. A week later, Oct. 3, the first game matching two APFA teams was held. At Triangle Park, Dayton defeated Columbus 14-0, with Lou Partlow of Dayton scoring the first touchdown in a game between Association teams. The same day, Rock Island defeated Muncie 45-0.
  - ▶ By the beginning of December, most of the teams in the APFA had abandoned their hopes for a championship, and some of them, including the Chicago Tigers and the Detroit Heralds, had finished their seasons, disbanded, and had their franchises canceled by the Association. Four teams—Akron, Buffalo, Canton, and Decatur—still had championship aspirations, but a series of late-season games among them left Akron as the only undefeated team in the Association. At one of these games, Akron sold tackle Bob Nash to Buffalo for \$300 and five percent of the gate receipts—the first APFA player deal.
- 1921**
- ▶ At the league meeting in Akron, April 30, the championship of the 1920 season was awarded to the Akron Pros. The APFA was reorganized, with Joe Carr of the Columbus Panhandles named president and Carl Storck of Dayton secretary-treasurer. Carr moved the Association's headquarters to Columbus, drafted a league constitution and by-laws, gave teams territorial rights, restricted player movements, developed membership criteria for the franchises, and issued standings for the first time, so that the APFA would have a clear champion.
  - ▶ The Association's membership increased to 22 teams, including the Green Bay Packers who were awarded to J. Emmett Clair of the Acme Packing Co. on Aug. 27. The team cut ties with Acme Packing in October.
- ▶ Thorpe moved from Canton to the Cleveland Indians, but he was hurt early in the season and played very little.
  - ▶ A.E. Staley turned the Decatur Staleys over to player-coach George Halas, who moved the team to Cubs Park in Chicago. Staley paid Halas \$5,000 to keep the name Staleys for one more year. Halas made halfback Ed (Dutch) Sternaman his partner.
  - ▶ Player-coach Fritz Pollard of the Akron Pros became the first black head coach.
  - ▶ The Staleys claimed the APFA championship with a 9-1-1 record, as did Buffalo at 9-1-2. Carr ruled in favor of the Staleys, giving Halas his first championship.
- 1922**
- ▶ After admitting the use of players who had college eligibility remaining, J. Emmett Clair withdrew from the APFA, Jan. 28. Six months later, the Packers were readmitted to the renamed NFL. The private Green Bay Football Club, with Curly Lambeau as president, suffered heavy financial losses and folded at the end of the season.
  - ▶ The American Professional Football Association changed its name to the National Football League, June 24. The Chicago Staleys became the Chicago Bears.
  - ▶ The NFL fielded 18 teams, including the new Oorang Indians of Marion, Ohio, an all-Indian team featuring Thorpe, Joe Guyon, and Pete Calac, and sponsored by the Oorang dog kennels.
  - ▶ Canton, led by player-coach Guy Chamberlin and tackles Link Lyman and Wilbur (Pete) Henry, emerged as the league's first true powerhouse, going 10-0-2.
- 1923**
- ▶ For the first time, all of the franchises considered to be part of the NFL fielded teams. Thorpe played his second and final season for the Oorang Indians. Against the Bears, Thorpe fumbled, and Halas picked up the ball and returned it 98 yards for a touchdown, a record that would last until 1972.
  - ▶ Canton had its second consecutive undefeated season, going 11-0-1 for the NFL title.
- 1924**
- ▶ The league had 18 franchises, including new ones in Kansas City, Kenosha, and Frankford, a section of Philadelphia. League champion Canton, successful on the field but not at the box office, was purchased by the owner of the Cleveland franchise, who kept the Canton franchise inactive, while using the best players for his Cleveland team, which he renamed the Bulldogs. Cleveland won the title with a 7-1-1 record.
- 1925**
- ▶ Five new franchises were admitted to the NFL—the New York Giants, who were awarded to Tim Mara and Billy Gibson for \$500; the Detroit Panthers, featuring Jimmy Conzelman as owner, coach, and tailback; the Providence Steam Roller; a new Canton Bulldogs team; and the Pottsville Maroons, who had been perhaps the most successful independent pro team. The NFL established its first player limit, at 16 players.
  - ▶ Late in the season, the NFL made its greatest coup in gaining national recognition. Shortly after the University of Illinois season ended in November, All-America halfback Harold (Red) Grange signed a contract to play with the Chicago Bears. On Thanksgiving Day, a crowd of 36,000—the largest in pro football history—watched Grange and the Bears play the Chicago Cardinals to a scoreless tie at Wrigley Field. At the beginning of December, the Bears left on a barnstorming tour that saw them play eight games in 12 days, in St. Louis, Philadelphia, New York City, Washington, Boston, Pittsburgh, Detroit, and Chicago. A crowd of 73,000 watched the game against the Giants at the Polo Grounds, helping assure the future of the troubled NFL franchise in New York. The Bears then played nine more games in the South and West, including a game in Los Angeles, in which 75,000 fans watched them defeat the Los Angeles Tigers in the Los Angeles Memorial Coliseum.
  - ▶ Pottsville and the Chicago Cardinals were the top contenders for the league title, with Pottsville winning a late-season meeting 21-7. Pottsville scheduled a game against a team of former Notre Dame players for Shibe Park in Philadelphia. Frankford lodged a protest not only because the game was in Frankford's protected territory, but because it was being played the same day as a Yellow Jackets home game. Carr gave three different notices forbidding Pottsville to play the game, but Pottsville played anyway, Dec. 12. That day, Carr fined the club, suspended it from all rights and privileges (including the right to play for the NFL championship), and re-turned its franchise to the league. The Cardinals, who ended the season with the best record in the league, were named the 1925 champions.
- 1926**
- ▶ Grange's manager, C.C. Pyle, told the Bears that Grange wouldn't play for them unless he was paid a five-figure salary and given one-third ownership of the team. The Bears refused. Pyle leased Yankee Stadium in New York City, then petitioned for an NFL franchise. After he was refused, he started the first American Football League. It lasted one season and included Grange's New York Yankees and eight other teams. The AFL champion Philadelphia Quakers played a December game against the New York Giants, seventh in the NFL, and the Giants won 31-0. At the end of the season, the AFL folded.
  - ▶ Halas pushed through a rule that prohibited any team from signing a player whose college class had not graduated.
  - ▶ The NFL grew to 22 teams, including the Duluth Eskimos, who signed All-America fullback Ernie Nevers of Stanford, giving the league a gate attraction to rival Grange. The 15-member Eskimos, dubbed the Iron Men of the North, played 29 exhibition and

## CHRONOLOGY OF PROFESSIONAL FOOTBALL

league games, 28 on the road, and Nevers played in all but 29 minutes of them.

- ▶ Frankford edged the Bears for the championship, despite Halas having obtained John (Paddy) Driscoll from the Cardinals. On Dec. 4, the Yellow Jackets scored in the final two minutes to defeat the Bears 7-6 and move ahead of them in the standings.

### 1927

At a special meeting in Cleveland, April 23, Carr decided to secure the NFL's future by eliminating the financially weaker teams and consolidating the quality players onto a limited number of more successful teams. The new-look NFL dropped to 12 teams, and the center of gravity of the league left the Midwest, where the NFL had started, and began to emerge in the large cities of the East. One of the new teams was Grange's New York Yankees, but Grange suffered a knee injury and the Yankees finished in the middle of the pack. The NFL championship was won by the cross-town rival New York Giants, who posted 10 shutouts in 13 games.

### 1928

Grange and Nevers both retired from pro football, and Duluth disbanded, as the NFL was reduced to only 10 teams. The Providence Steam Roller of Jimmy Conzelman and Pearce Johnson won the championship, playing in the Cycledrome, a 10,000-seat oval that had been built for bicycle races.

### 1929

- ▶ Chris O'Brien sold the Chicago Cardinals to David Jones, July 27.
- ▶ The NFL added a fourth official, the field judge, July 28.
- ▶ Grange and Nevers returned to the NFL. Nevers scored six rushing touchdowns and four extra points as the Cardinals beat Grange's Bears 40-6, Nov. 28. The 40 points set a record that remains the NFL's oldest.
- ▶ Providence became the first NFL team to host a game at night under floodlights, against the Cardinals, Nov. 6.
- ▶ The Packers added back Johnny Blood (McNally), tackle Cal Hubbard, and guard Mike Michalske, and won their first NFL championship, edging the Giants, who featured quarterback Benny Friedman.

### 1930

- ▶ Dayton, the last of the NFL's original franchises, was purchased by William B. Dwyer and John C. Depler, moved to Brooklyn, and renamed the Dodgers. The Portsmouth, Ohio, Spartans entered the league.
- ▶ The Packers edged the Giants for the title, but the most improved team was the Bears. Halas retired as a player and replaced himself as coach of the Bears with Ralph Jones, who refined the T-formation by introducing wide ends and a halfback in motion. Jones also introduced rookie All-America fullback-tackle Bronko Nagurski.
- ▶ The Giants defeated a team of former Notre Dame players coached by Knute Rockne 22-0 before 55,000 at the Polo Grounds, Dec. 14. The proceeds went to the New York Unemployment Fund to help those suffering

because of the Great Depression, and the easy victory helped give the NFL credibility with the press and the public.

### 1931

- ▶ The NFL decreased to 10 teams, and halfway through the season the Frankford franchise folded. Carr fined the Bears, Packers, and Portsmouth \$1,000 each for using players whose college classes had not graduated.
- ▶ The Packers won an unprecedented third consecutive title, beating out the Spartans, who were led by rookie backs Earl (Dutch) Clark and Glenn Presnell.

### 1932

- ▶ George Preston Marshall, Vincent Bendix, Jay O'Brien, and M. Dorland Doyle were awarded a franchise for Boston, July 9. Despite the presence of two rookies—halfback Cliff Battles and tackle Glen (Turk) Edwards—the new team, named the Braves, lost money and Marshall was left as the sole owner at the end of the year.
- ▶ NFL membership dropped to eight teams, the lowest in history. Official statistics were kept for the first time. The Bears and the Spartans finished the season in the first-ever tie for first place. After the season finale, the league office arranged for an additional regular-season game to determine the league champion. The game was moved indoors to Chicago Stadium because of bitter cold and heavy snow. The arena allowed only an 80-yard field that came right to the walls. The goal posts were moved from the end lines to the goal lines and, for safety, inbounds lines or hashmarks where the ball would be put in play were drawn 10 yards from the walls that butted against the sidelines. The Bears won 9-0, Dec. 18, scoring the winning touchdown on a two-yard pass from Nagurski to Grange. The Spartans claimed Nagurski's pass was thrown from less than five yards behind the line of scrimmage, violating the existing passing rule, but the play stood.

### 1933

- ▶ The NFL, which long had followed the rules of college football, made a number of significant changes from the college game for the first time and began to develop rules serving its needs and the style of play it preferred. The innovations from the 1932 championship game—inbounds line or hashmarks and goal posts on the goal lines—were adopted. Also the forward pass was legalized from anywhere behind the line of scrimmage, Feb. 25.
- ▶ Marshall and Halas pushed through a proposal that divided the NFL into two divisions, with the winners to meet in an annual championship game, July 8.
- ▶ Three new franchises joined the league—the Pittsburgh Pirates of Art Rooney, the Philadelphia Eagles of Bert Bell and Lud Wray, and the Cincinnati Reds. The Staten Island Stapletons suspended operations for a year, but never returned to the league.

- ▶ Halas bought out Sternaman, became sole owner of the Bears, and reinstated himself as head coach. Marshall changed the name of the Boston Braves to the Redskins. David Jones sold the Chicago Cardinals to Charles W. Bidwill.
- ▶ In the first NFL Championship Game scheduled before the season, the Western Division champion Bears defeated the Eastern Division champion Giants 23-21 at Wrigley Field, Dec. 17.

### 1934

- ▶ G.A. (Dick) Richards purchased the Portsmouth Spartans, moved them to Detroit, and renamed them the Lions.
- ▶ Professional football gained new prestige when the Bears were matched against the best college football players in the first Chicago College All-Star Game, Aug. 31. The game ended in a scoreless tie before 79,432 at Soldier Field.
- ▶ The Cincinnati Reds lost their first eight games, then were suspended from the league for defaulting on payments. The St. Louis Gunners, an independent team, joined the NFL by buying the Cincinnati franchise and went 1-2 the last three weeks.
- ▶ Rookie Beattie Feathers of the Bears became the NFL's first 1,000-yard rusher, gaining 1,004 on 101 carries. The Thanksgiving Day game between the Bears and the Lions became the first NFL game broadcast nationally, with Graham McNamee the announcer for NBC radio.
- ▶ In the championship game, on an extremely cold and icy day at the Polo Grounds, the Giants trailed the Bears 13-3 in the third quarter before changing to basketball shoes for better footing. The Giants won 30-13 in what has come to be known as the Sneakers Game, Dec. 9.
- ▶ The player waiver rule was adopted, Dec. 10.

### 1935

- ▶ The NFL adopted Bert Bell's proposal to hold an annual draft of college players, to begin in 1936, with teams selecting in an inverse order of finish, May 19. The inbounds line or hashmarks were moved nearer the center of the field, 15 yards from the sidelines.
- ▶ All-America end Don Hutson of Alabama joined Green Bay. The Lions defeated the Giants 26-7 in the NFL Championship Game, Dec. 15.

### 1936

- ▶ There were no franchise transactions for the first year since the formation of the NFL. It also was the first year in which all member teams played the same number of games.
- ▶ The Eagles made University of Chicago halfback and Heisman Trophy winner Jay Berwanger the first player ever selected in the NFL draft, Feb. 8. The Eagles traded his rights to the Bears, but Berwanger never played pro football. The first player selected to actually sign was the number-two pick, Riley Smith of Alabama, who was selected by Boston.

## CHRONOLOGY OF PROFESSIONAL FOOTBALL

- ▶ A rival league was formed, and it became the second to call itself the American Football League. The Boston Shamrocks were its champions.
- ▶ Because of poor attendance, Marshall, the owner of the host team, moved the Championship Game from Boston to the Polo Grounds in New York. Green Bay defeated the Redskins 21-6, Dec. 13.

### 1937

- ▶ Homer Marshman was granted a Cleveland franchise, named the Rams, Feb. 12. Marshall moved the Redskins to Washington, D.C., Feb. 13. The Redskins signed TCU All-America tailback Sammy Baugh, who led them to a 28-21 victory over the Bears in the NFL Championship Game, Dec. 12.
- ▶ The Los Angeles Bulldogs had an 8-0 record to win the AFL title, but then the 2-year-old league folded.

### 1938

- ▶ At the suggestion of Halas, Hugh (Shorty) Ray became a technical advisor on rules and officiating to the NFL. A new rule called for a 15-yard penalty for roughing the passer.
- ▶ Rookie Byron (Whizzer) White of the Pittsburgh Pirates led the NFL in rushing. The Giants defeated the Packers 23-17 for the NFL title, Dec. 11.
- ▶ Marshall, Los Angeles Times sports editor Bill Henry, and promoter Tom Gallery established the Pro Bowl game between the NFL champion and a team of pro all-stars.

### 1939

- ▶ The New York Giants defeated the Pro All-Stars 13-10 in the first Pro Bowl, at Wrigley Field, Los Angeles, Jan. 15.
- ▶ Carr, NFL president since 1921, died in Columbus, May 20. Carl Storck was named acting president, May 25.
- ▶ An NFL game was televised for the first time when NBC broadcast the Brooklyn Dodgers-Philadelphia Eagles game from Ebbets Field to the approximately 1,000 sets then in New York, Oct. 22.
- ▶ Green Bay defeated New York 27-0 in the NFL Championship Game, Dec. 10 at Milwaukee. NFL attendance exceeded 1 million in a season for the first time, reaching 1,071,200.

### 1940

- ▶ A six-team rival league, the third to call itself the American Football League, was formed, and the Columbus Bullies won its championship.
- ▶ Halas' Bears, with additional coaching by Clark Shaughnessy of Stanford, defeated the Redskins 73-0 in the NFL Championship Game, December 8. The game, which was the most decisive victory in NFL history, popularized the Bears' T-formation with a man-in-motion. It was the first championship carried on network radio, broadcast by Red Barber to 120 stations of the Mutual Broadcasting System, which paid \$2,500 for the rights.

- ▶ Art Rooney sold the Pittsburgh franchise to Alexis Thompson, Dec. 9, then bought part interest in the Philadelphia Eagles.
- ▶ Bell and Rooney traded the Eagles to Thompson for the Pirates, then re-named their new team the Steelers.

### 1941

- ▶ Elmer Layden was named the first Commissioner of the NFL, March 1; Storck, the acting president, resigned, April 5. NFL headquarters were moved to Chicago.
- ▶ Homer Marshman sold the Rams to Daniel F. Reeves and Fred Levy, Jr.
- ▶ The league by-laws were revised to provide for playoffs in case there were ties in division races, and sudden-death overtimes in case a playoff game was tied after four quarters. An official NFL Record Manual was published for the first time.
- ▶ Columbus again won the championship of the AFL, but the two-year-old league then folded.
- ▶ The Bears and the Packers finished in a tie for the Western Division championship, setting up the first divisional playoff game in league history. The Bears won 33-14, then defeated the Giants 37-9 for the NFL championship, Dec. 21.

### 1942

- Players departing for service in World War II depleted the rosters of NFL teams. Halas left the Bears in midseason to join the Navy, and Luke Johnsos and Heartley (Hunk) Anderson served as co-coaches as the Bears went 11-0 in the regular season. The Redskins defeated the Bears 14-6 in the NFL Championship Game, Dec. 13.

### 1943

- ▶ The Cleveland Rams, with co-owners Reeves and Levy in the service, were granted permission to suspend operations for one season, April 6. Levy transferred his stock in the team to Reeves, April 16.
- ▶ The NFL adopted free substitution, April 7. The league also made the wearing of helmets mandatory and approved a 10-game schedule for all teams.
- ▶ Philadelphia and Pittsburgh were granted permission to merge for one season, June 19. The team, known as Phil-Pitt (and called the Steagles by fans), divided home games between the two cities, and Earle (Greasy) Neale of Philadelphia and Walt Kiesling of Pittsburgh served as co-coaches. The merger automatically dissolved the last day of the season, Dec. 5.
- ▶ Ted Collins was granted a franchise for Boston, to become active in 1944.
- ▶ Sammy Baugh led the league in passing, punting, and interceptions. He led the Redskins to a tie with the Giants for the Eastern Division title, and then to a 28-0 victory in a divisional playoff game. The Bears beat the Redskins 41-21 in the NFL Championship Game, Dec. 26.

### 1944

- ▶ Collins, who had wanted a franchise in Yankee Stadium in New York, named his new team in Boston the Yanks. Cleveland resumed operations. The Brooklyn Dodgers changed their name to the Tigers.
- ▶ Coaching from the bench was legalized, April 20.
- ▶ The Cardinals and the Steelers were granted permission to merge for one year under the name Card-Pitt, April 21. Phil Handler of the Cardinals and Walt Kiesling of the Steelers served as co-coaches. The merger automatically dissolved the last day of the season, Dec. 3.
- ▶ In the NFL Championship Game, Green Bay defeated the New York Giants 14-7, Dec. 17.

### 1945

- ▶ The inbounds lines or hashmarks were moved from 15 yards away from the sidelines to nearer the center of the field—20 yards from the sidelines.
- ▶ Brooklyn and Boston merged into a team that played home games in both cities and was known simply as The Yanks. The team was coached by former Boston head coach Herb Kopf. In December, the Brooklyn franchise withdrew from the NFL to join the new All-America Football Conference; all the players on its active and reserve lists were assigned to The Yanks, who once again became the Boston Yanks.
- ▶ Halas rejoined the Bears late in the season after service with the U.S. Navy. Although Halas took over much of the coaching duties, Anderson and Johnsos remained the coaches of record throughout the season.
- ▶ Steve Van Buren of Philadelphia led the NFL in rushing, kickoff returns, and scoring.
- ▶ After the Japanese surrendered ending World War II, a count showed that the NFL service roster, limited to men who had played in league games, totaled 638, 21 of whom had died in action.
- ▶ Rookie quarterback Bob Waterfield led Cleveland to a 15-14 victory over Washington in the NFL Championship Game, Dec. 16.

### 1946

- ▶ The contract of Commissioner Layden was not renewed, and Bert Bell, co-owner of the Steelers, replaced him, Jan. 11. Bell moved the league headquarters from Chicago to the Philadelphia suburb of Bala-Cynwyd.
- ▶ Free substitution was withdrawn and substitutions were limited to no more than three men at a time. Forward passes were made automatically incomplete upon striking the goal posts, Jan. 11.
- ▶ The NFL took on a truly national appearance for the first time when Reeves was granted permission by the league to move his NFL champion Rams to Los Angeles.
- ▶ Halfback Kenny Washington (March 21) and end Woody Strode (May 7) signed with the Los Angeles Rams to become the first African-Americans to play in the NFL in the modern era. Guard Bill Willis (Aug. 6) and running back Marion Motley (Aug. 9) joined the AAFC with the Cleveland Browns.



## CHRONOLOGY OF PROFESSIONAL FOOTBALL

- ▶ The rival All-America Football Conference began play with eight teams. The Cleveland Browns, coached by Paul Brown, won the AAFC's first championship, defeating the New York Yankees 14-9.
- ▶ Bill Dudley of the Steelers led the NFL in rushing, interceptions, and punt returns, and won the league's most valuable player award.
- ▶ Backs Frank Filchock and Merle Hapes of the Giants were questioned about an attempt by a New York man to fix the championship game with the Bears. Bell suspended Hapes but allowed Filchock to play; he played well, but Chicago won 24-14, Dec. 15.

### 1947

- ▶ The NFL added a fifth official, the back judge.
- ▶ A bonus choice was made for the first time in the NFL draft. One team each year would select the special choice before the first round began. The Chicago Bears won a lottery and the rights to the first choice and drafted back Bob Fenimore of Oklahoma A&M.
- ▶ The Cleveland Browns again won the AAFC title, defeating the New York Yankees 14-3.
- ▶ Charles Bidwill, Sr., owner of the Cardinals, died April 19, but his wife and sons retained ownership of the team. On Dec. 28, the Cardinals won the NFL Championship Game 28-21 over the Philadelphia Eagles, who had beaten Pittsburgh 21-0 in a playoff.

### 1948

- ▶ Plastic helmets were prohibited. A flexible artificial tee was permitted at the kickoff. Officials other than the referee were equipped with whistles, not horns, Jan. 14.
- ▶ Fred Mandel sold the Detroit Lions to a syndicate headed by D. Lyle Fife, Jan. 15.
- ▶ Halfback Fred Gehrke of the Los Angeles Rams painted horns on the Rams' helmets, the first modern helmet emblems in pro football.
- ▶ The Cleveland Browns won their third straight AAFC championship, going 14-0 and then defeating the Buffalo Bills 49-7.
- ▶ In a blizzard, the Eagles defeated the Cardinals 7-0 in the NFL Championship Game, Dec. 19.

### 1949

- ▶ Alexis Thompson sold the champion Eagles to a syndicate headed by James P. Clark, Jan. 15. The Boston Yanks became the New York Bulldogs, sharing the Polo Grounds with the Giants.
- ▶ Free substitution was adopted for one year, Jan. 20.
- ▶ The NFL had two 1,000-yard rushers in the same season for the first time—Steve Van Buren of Philadelphia and Tony Canadeo of Green Bay.
- ▶ The AAFC played its season with a one-division, seven-team format. On Dec. 9, Bell announced a merger agreement in which three AAFC franchises—Cleveland, San Francisco, and Baltimore—would join the NFL in 1950. The Browns won their fourth

consecutive AAFC title, defeating the 49ers 21-7, Dec. 11.

- ▶ In a heavy rain, the Eagles defeated the Rams 14-0 in the NFL Championship Game, Dec. 18.

### 1950

- ▶ Unlimited free substitution was restored, opening the way for the era of two platoons and specialization in pro football, Jan. 20.
- ▶ Curly Lambeau, founder of the franchise and Green Bay's head coach since 1921, resigned under fire, Feb. 1.
- ▶ The name National Football League was restored after about three months as the National-American Football League. The American and National conferences were created to replace the Eastern and Western divisions, March 3.
- ▶ The New York Bulldogs became the Yanks and divided the players of the former AAFC Yankees with the Giants. A special allocation draft was held in which the 13 teams drafted the remaining AAFC players, with special consideration for Baltimore, which received 15 choices compared to 10 for other teams.
- ▶ The Los Angeles Rams became the first NFL team to have all of its games—both home and away—televised. The Washington Redskins followed the Rams in arranging to televise their games; other teams made deals to put selected games on television.
- ▶ In the first game of the season, former AAFC champion Cleveland defeated NFL champion Philadelphia 35-10. For the first time, deadlocks occurred in both conferences and playoffs were necessary. The Browns defeated the Giants in the American and the Rams defeated the Bears in the National. Cleveland defeated Los Angeles 30-28 in the NFL Championship Game, Dec. 24.

### 1951

- ▶ The Pro Bowl game, dormant since 1942, was revived under a new format matching the all-stars of each conference at the Los Angeles Memorial Coliseum. The American Conference defeated the National Conference 28-27, Jan. 14.
- ▶ Abraham Walner returned the Baltimore franchise and its player contracts back to the NFL for \$50,000. Baltimore's former players were made available for drafting at the same time as college players, Jan. 18.
- ▶ A rule was passed that no tackle, guard, or center would be eligible to catch a forward pass, Jan. 18.
- ▶ The Rams reversed their television policy and televised only road games.
- ▶ The NFL Championship Game was televised coast-to-coast for the first time, Dec. 23. The DuMont Network paid \$75,000 for the rights to the game, in which the Rams defeated the Browns 24-17.

### 1952

- ▶ Ted Collins sold the New York Yanks' franchise back to the NFL, Jan. 19. A new franchise was awarded to a group in Dallas after it purchased the assets of the Yanks, Jan. 24. The new Texans went 1-11, with the

owners turning the franchise back to the league in midseason. For the last five games of the season, the commissioner's office operated the Texans as a road team, using Hershey, Pennsylvania, as a home base. At the end of the season the franchise was canceled, the last time an NFL team failed.

- ▶ The Pittsburgh Steelers abandoned the Single-Wing for the T-formation, the last pro team to do so.
- ▶ The Detroit Lions won their first NFL championship in 17 years, defeating the Browns 17-7 in the title game, Dec. 28.

### 1953

- ▶ A Baltimore group headed by Carroll Rosenbloom was granted a franchise and was awarded the holdings of the defunct Dallas organization, Jan. 23. The team, named the Colts, put together the largest trade in league history, acquiring 10 players from Cleveland in exchange for five.
- ▶ The names of the American and National conferences were changed to the Eastern and Western conferences, Jan. 24.
- ▶ Jim Thorpe died, March 28.
- ▶ Mickey McBride, founder of the Cleveland Browns, sold the franchise to a syndicate headed by Dave R. Jones, June 10.
- ▶ The NFL policy of blacking out home games was upheld by Judge Allan K. Grim of the U.S. District Court in Philadelphia, Nov. 12.
- ▶ The Lions again defeated the Browns in the NFL Championship Game, winning 17-16, Dec. 27.

### 1954

- ▶ The Canadian Football League began a series of raids on NFL teams, signing quarterback Eddie LeBaron and defensive end Gene Brito of Washington and defensive tackle Arnie Weinmeister of the Giants, among others.
- ▶ Fullback Joe Perry of the 49ers became the first player in league history to gain 1,000 yards rushing in consecutive seasons.
- ▶ Cleveland defeated Detroit 56-10 in the NFL Championship Game, December 26.

### 1955

- ▶ The sudden-death overtime rule was used for the first time in a preseason game between the Rams and Giants at Portland, Oregon, Aug. 28. The Rams won 23-17 three minutes into overtime.
- ▶ A rule change declared the ball dead immediately if the ball carrier touched the ground with any part of his body except his hands or feet while in the grasp of an opponent.
- ▶ The Baltimore Colts made an 80-cent phone call to Johnny Unitas and signed him as a free agent. Another quarterback, Otto Graham, played his last game as the Browns defeated the Rams 38-14 in the NFL Championship Game, Dec. 26. Graham had quarterbacked the Browns to 10 championship-game appearances in 10 years.
- ▶ NBC replaced DuMont as the network for the title game, paying a rights fee of \$100,000.

## CHRONOLOGY OF PROFESSIONAL FOOTBALL

### 1956

- ▶ The NFL Players Association was founded.
- ▶ Grabbing an opponent's facemask (other than the ball carrier) was made illegal. Using radio receivers to communicate with players on the field was prohibited. A natural leather ball with white end stripes replaced the white ball with black stripes for night games.
- ▶ The Giants moved from the Polo Grounds to Yankee Stadium.
- ▶ Halas retired as coach of the Bears, and was replaced by Paddy Driscoll.
- ▶ CBS became the first network to broadcast some NFL regular-season games to selected television markets across the nation.
- ▶ The Giants routed the Bears 47-7 in the NFL Championship Game, Dec. 30.

### 1957

- ▶ Pete Rozelle was named general manager of the Rams. Anthony J. Morabito, founder and co-owner of the 49ers, died of a heart attack during a game against the Bears at Kezar Stadium, Oct. 28. An NFL-record crowd of 102,368 saw the 49ers-Rams game at the Los Angeles Memorial Coliseum, Nov. 10.
- ▶ The Lions came from 20 points down to post a 31-27 playoff victory over the 49ers, Dec. 22. Detroit defeated Cleveland 59-14 in the NFL Championship Game, Dec. 29.

### 1958

- ▶ The bonus selection in the draft was eliminated, Jan. 29. The last selection was quarterback King Hill of Rice by the Chicago Cardinals.
- ▶ Halas reinstated himself as coach of the Bears.
- ▶ Jim Brown of Cleveland gained an NFL-record 1,527 yards rushing. In a divisional playoff game, the Giants held Brown to eight yards and defeated Cleveland 10-0.
- ▶ Baltimore, coached by Weeb Ewbank, defeated the Giants 23-17 in the first sudden-death overtime in an NFL Championship Game, Dec. 28. The game ended when Colts FB Alan Ameche scored on a one-yard touchdown run after 8:15 of overtime.

### 1959

- ▶ Vince Lombardi was named head coach of the Green Bay Packers, Jan. 28. Tim Mara, the co-founder of the Giants, died, Feb. 17.
- ▶ Lamar Hunt of Dallas announced his intentions to form a second pro football league. The first meeting was held in Chicago, Aug. 14, and consisted of Hunt representing Dallas; Bob Howsam, Denver; K.S. (Bud) Adams, Houston; Barron Hilton, Los Angeles; Max Winter and Bill Boyer, Minneapolis; and Harry Wismer, New York City. They made plans to begin play in 1960.
- ▶ The new league was named the American Football League, Aug. 22. Buffalo, owned by Ralph Wilson, became the seventh franchise, Oct. 28. Boston, owned by William H. Sullivan, became the eighth team, Nov. 22. The first AFL draft, lasting 33 rounds, was held, Nov. 22. Joe Foss was named AFL Commissioner, Nov. 30. An additional draft of 20 rounds was held by the AFL, Dec. 2.

- ▶ NFL Commissioner Bert Bell died of a heart attack suffered at Franklin Field, Philadelphia, during the last two minutes of a game between the Eagles and the Steelers, Oct. 11. Treasurer Austin Gunsel was named president in the office of the commissioner, Oct. 14.
- ▶ The Colts again defeated the Giants in the NFL Championship Game, 31-16, Dec. 27.

### 1960

- ▶ Pete Rozelle was elected NFL Commissioner as a compromise choice on the twenty-third ballot, Jan. 26. Rozelle moved the league offices to New York City.
- ▶ Hunt was elected AFL president for 1960, Jan. 26. Minneapolis withdrew from the AFL, Jan. 27, and the same ownership was given an NFL franchise for Minnesota (to start in 1961), Jan. 28. Dallas received an NFL franchise for 1960, Jan. 28. Oakland received an AFL franchise, Jan. 30.
- ▶ The AFL adopted the two-point option on points after touchdown, Jan. 28. A no-tampering verbal pact, relative to players' contracts, was agreed to between the NFL and AFL, Feb. 9.
- ▶ The NFL owners voted to allow the transfer of the Chicago Cardinals to St. Louis, March 13.
- ▶ The AFL signed a five-year television contract with ABC, June 9.
- ▶ The Boston Patriots defeated the Buffalo Bills 28-7 before 16,000 at Buffalo in the first AFL preseason game, July 30. The Denver Broncos defeated the Patriots 13-10 before 21,597 at Boston in the first AFL regular-season game, Sept. 9.
- ▶ Philadelphia defeated Green Bay 17-13 in the NFL Championship Game, Dec. 26.

### 1961

- ▶ The Houston Oilers defeated the Los Angeles Chargers 24-16 before 32,183 in the first AFL Championship Game, Jan. 1.
- ▶ Detroit defeated Cleveland 17-16 in the first Playoff Bowl, or Bert Bell Benefit Bowl, between second-place teams in each conference in Miami, Jan. 7.
- ▶ End Willard Dewveall of the Bears played out his option and joined the Oilers, becoming the first player to play out his contract and jump from the NFL to the AFL, Jan. 14.
- ▶ Ed McGah, Wayne Valley, and Robert Osborne bought out their partners in the ownership of the Raiders, Jan. 17. The Chargers were transferred to San Diego, Feb. 10. Dave R. Jones sold the Browns to a group headed by Arthur B. Modell, March 22. The Howsam brothers sold the Broncos to a group headed by Calvin Kunz and Gerry Phipps, May 26.
- ▶ NBC was awarded a two-year contract for radio and television rights to the NFL Championship Game for \$615,000 annually, \$300,000 of which was to go directly into the NFL Player Benefit Plan, April 5.
- ▶ Canton, Ohio, where the league that became the NFL was formed in 1920, was chosen as the site of the Pro Football Hall of Fame, April 27.

- ▶ A bill legalizing single-network television contracts by professional sports leagues was introduced in Congress by Representative Emanuel Celler. It passed the House and Senate and was signed into law by President John F. Kennedy, Sept. 30.
- ▶ Houston defeated San Diego 10-3 for the AFL championship, Dec. 24. Green Bay won its first NFL championship since 1944, defeating the New York Giants 37-0, Dec. 31.

### 1962

- ▶ The Western Division defeated the Eastern Division 47-27 in the first AFL-All-Star Game, played before 20,973 in San Diego, Jan. 7.
  - ▶ Both leagues prohibited grabbing any player's facemask. The AFL voted to make the scoreboard clock the official timer of the game.
  - ▶ The NFL entered into a single-network agreement with CBS for telecasting all regular-season games for \$4.65 million annually, Jan. 10.
  - ▶ Judge Roszel Thompson of the U.S. District Court in Baltimore ruled against the AFL in its antitrust suit against the NFL, May 21. The AFL had charged the NFL with monopoly and conspiracy in areas of expansion, television, and player signings. The case lasted two and a half years, the trial two months.
  - ▶ McGah and Valley acquired controlling interest in the Raiders, May 24. The AFL assumed financial responsibility for the New York Titans, Nov. 8. With Commissioner Rozelle as referee, Daniel F. Reeves regained the ownership of the Rams, outbidding his partners in sealed-envelope bidding for the team, Nov. 27.
  - ▶ The Dallas Texans defeated the Oilers 20-17 for the AFL championship at Houston after 17 minutes, 54 seconds of overtime on a 25-yard field goal by Tommy Brooker. The game lasted a then record 77 minutes, 54 seconds, Dec. 23.
  - ▶ Judge Edward Weinfeld of the U.S. District Court in New York City upheld the legality of the NFL's television blackout within a 75-mile radius of home games and denied an injunction that would have forced the championship game between the Giants and the Packers to be televised in the New York City area, Dec. 28. The Packers beat the Giants 16-7 for the NFL title, Dec. 30.
- ### 1963
- ▶ Don Shula, who went on to become the winningest head coach in NFL history, replaced Weeb Ewbank as head coach of the Colts, Jan. 8.
  - ▶ Paul Brown, Browns head coach since their inception, was fired on Jan. 9 and replaced the following day by Blanton Collier.
  - ▶ The Dallas Texans transferred to Kansas City, becoming the Chiefs, Feb. 8. The New York Titans were sold to a five-man syndicate headed by David (Sonny) Werblin, March 28. Weeb Ewbank became the Titans' new head coach and the team's name was changed to the Jets, April 15. They began play in the Polo Grounds.

## CHRONOLOGY OF PROFESSIONAL FOOTBALL

- ▶ NFL Properties, Inc., was founded to serve as the licensing arm of the NFL.
- ▶ Rozelle indefinitely suspended Green Bay halfback Paul Hornung and Detroit defensive tackle Alex Karras for placing bets on their own teams and on other NFL games; he also fined five other Detroit players \$2,000 each for betting on one game in which they did not participate, and the Detroit Lions Football Company \$2,000 on each of two counts for failure to report information promptly and for lack of sideline supervision, April 17.
- ▶ The AFL allowed the Jets and Raiders to select players from other franchises in hopes of giving the league more competitive balance, May 11.
- ▶ NBC was awarded exclusive network broadcasting rights for the 1963 NFL Championship Game for \$926,000, May 23.
- ▶ The Pro Football Hall of Fame was dedicated at Canton, Ohio, Sept. 7.
- ▶ The U.S. Fourth Circuit Court of Appeals reaffirmed the lower court's finding for the NFL in the \$10-million suit brought by the AFL, ending three and a half years of litigation, Nov. 21.
- ▶ Jim Brown of Cleveland rushed for an NFL single-season record 1,863 yards.
- ▶ Boston defeated Buffalo 26-8 in the first divisional playoff game in AFL history, Dec. 28.
- ▶ The Bears defeated the Giants 14-10 in the NFL Championship Game, a record sixth and last title for Halas in his thirty-sixth season as the Bears' coach, Dec. 29.

### 1964

- ▶ The Chargers defeated the Patriots 51-10 in the AFL Championship Game, Jan. 5.
- ▶ William Clay Ford, the Lions' president since 1961, purchased the team, Jan. 10. A group representing the late James P. Clark sold the Eagles to a group headed by Jerry Wolman, Jan. 21. Carroll Rosenbloom, the majority owner of the Colts since 1953, acquired complete ownership of the team, Jan. 23.
- ▶ The AFL signed a five-year, \$36-million television contract with NBC to begin with the 1965 season, Jan. 29.
- ▶ Hornung and Karras were reinstated by Rozelle, March 16.
- ▶ CBS submitted the winning bid of \$14.1 million per year for the NFL regular-season television rights for 1964 and 1965, Jan. 24. CBS acquired the rights to the championship games for 1964 and 1965 for \$1.8 million per game, April 17.
- ▶ Pete Gogolak of Cornell signed a contract with Buffalo, becoming the first soccer-style kicker in pro football.
- ▶ Buffalo defeated San Diego 20-7 in the AFL Championship Game, Dec. 26. Cleveland defeated Baltimore 27-0 in the NFL Championship Game, Dec. 27.

### 1965

- ▶ The NFL teams pledged not to sign college seniors until completion of all their games, including bowl games, and empowered the Commissioner to discipline the clubs up to

- as much as the loss of an entire draft list for a violation of the pledge, Feb. 15.
- ▶ The NFL added a sixth official, the line judge, Feb. 19. The color of the officials' penalty flags was changed from white to bright gold, April 5.
- ▶ Commissioner Rozelle negotiated an agreement on behalf of the NFL clubs to purchase Ed Sabol's Blair Motion Pictures, which was renamed NFL Films, April.
- ▶ Atlanta was awarded an NFL franchise for 1966, with Rankin Smith, Sr., as owner, June 30. Miami was awarded an AFL franchise for 1966, with Joe Robbie and Danny Thomas as owners, Aug. 16.
- ▶ Field Judge Burl Toler became the first black official in NFL history, Sept. 19.
- ▶ According to a Harris survey, sports fans chose professional football (41 percent) as their favorite sport, overtaking baseball (38 percent) for the first time, Oct.
- ▶ Green Bay defeated Baltimore 13-10 in sudden-death overtime in a Western Conference playoff game. Don Chandler kicked a 25-yard field goal for the Packers after 13 minutes, 39 seconds of overtime, Dec. 26. The Packers then defeated the Browns 23-12 in the NFL Championship Game, Jan. 2.
- ▶ In the AFL Championship Game, the Bills defeated the Chargers, 23-0, Dec. 26.
- ▶ CBS acquired the rights to the NFL regular-season games in 1966 and 1967, with an option for 1968, for \$18.8 million per year, Dec. 29.

### 1966

- ▶ The AFL-NFL war reached its peak, as the leagues spent a combined \$7 million to sign their 1966 draft choices. The NFL signed 75 percent of its 232 draftees, the AFL 46 percent of its 181. Of the 111 common draft choices, 79 signed with the NFL, 28 with the AFL, and 4 went unsigned.
- ▶ Buddy Young became the first African-American to work in the league office when Commissioner Rozelle named him director of player relations, Feb. 1.
- ▶ The rights to the 1966 and 1967 NFL Championship Games were sold to CBS for \$2 million per game, Feb. 14.
- ▶ Foss resigned as AFL Commissioner, April 7. Al Davis, the head coach and general manager of the Raiders, was named to replace him, April 8.
- ▶ Goal posts offset from the goal line, painted bright yellow, and with uprights 20 feet above the cross-bar were made standard in the NFL, May 16.
- ▶ A series of secret meetings regarding a possible AFL-NFL merger were held in the spring between Hunt of Kansas City and Tex Schramm of Dallas. Rozelle announced the merger, June 8. Under the agreement, the two leagues would combine to form an expanded league with 24 teams, to be increased to 26 in 1968 and to 28 by 1970 or soon thereafter. All existing franchises would be retained, and no franchises would be transferred outside their metropolitan areas. While maintaining separate schedules through 1969, the leagues agreed to play an

- annual AFL-NFL World Championship Game beginning in Jan., 1967, and to hold a combined draft, also beginning in 1967. Preseason games would be held between teams of each league starting in 1967. Official regular-season play would start in 1970 when the two leagues would officially merge to form one league with two conferences. Rozelle was named Commissioner of the expanded league setup.
- ▶ Davis rejoined the Raiders, and Mill Woodard was named president of the AFL, July 25.
- ▶ The St. Louis Cardinals moved into newly constructed Busch Memorial Stadium.
- ▶ Barron Hilton sold the Chargers to a group headed by Eugene Klein and Sam Schulman, Aug. 25.
- ▶ Congress approved the AFL-NFL merger, passing legislation exempting the agreement itself from antitrust action, Oct. 21.
- ▶ New Orleans was awarded an NFL franchise to begin play in 1967, Nov. 1. John Meecom, Jr., of Houston was designated majority stockholder and president of the franchise, Dec. 15.
- ▶ The NFL was realigned for the 1967-69 seasons into the Capitol and Century Divisions in the Eastern Conference and the Central and Coastal Divisions in the Western Conference, Dec. 2. New Orleans and the New York Giants agreed to switch divisions in 1968 and return to the 1967 alignment in 1969.
- ▶ The rights to the Super Bowl for four years were sold to CBS and NBC for \$9.5 million, Dec. 13.

### 1967

- ▶ Green Bay earned the right to represent the NFL in the first AFL-NFL World Championship Game by defeating Dallas 34-27, Jan. 1. The same day, Kansas City defeated Buffalo 31-7 to represent the AFL. The Packers defeated the Chiefs 35-10 before 61,946 fans at the Los Angeles Memorial Coliseum in the first game between AFL and NFL teams, Jan. 15. The winning players' share for the Packers was \$15,000 each, and the losing players' share for the Chiefs was \$7,500 each. The game was televised by both CBS and NBC.
- The "sling-shot" goal post and a six-foot-wide border around the field were made standard in the NFL, Feb. 22.
- ▶ Baltimore made Bubba Smith, a Michigan State defensive lineman, the first choice in the first combined AFL-NFL draft, March 14.
- ▶ The AFL awarded a franchise to begin play in 1968 to Cincinnati, May 23. A group with Paul Brown as part owner, general manager, and head coach, was awarded the Cincinnati franchise, Sept. 27.
- ▶ Arthur B. Modell, the president of the Cleveland Browns, was elected president of the NFL, May 28.
- ▶ Defensive back Emlen Tunnell of the New York Giants became the first black player to enter the Pro Football Hall of Fame, Aug. 5.
- ▶ An AFL team defeated an NFL team for the first time, when Denver beat Detroit 13-7 in a preseason game, Aug. 5.

## CHRONOLOGY OF PROFESSIONAL FOOTBALL

- ▶ Green Bay defeated Dallas 21-17 for the NFL championship on a last-minute 1-yard quarterback sneak by Bart Starr in 13-below-zero temperature at Green Bay, Dec. 31. The same day, Oakland defeated Houston 40-7 for the AFL championship.

### 1968

- ▶ Green Bay defeated Oakland 33-14 in Super Bowl II at Miami, Jan. 14. The game had the first \$3-million gate in pro football history.
- ▶ Vince Lombardi resigned as head coach of the Packers, but remained as general manager, Jan. 28.
- ▶ Werblin sold his shares in the Jets to his partners Don Lillis, Leon Hess, Townsend Martin, and Phil Iselin, May 21. Lillis assumed the presidency of the club, but then died July 23. Iselin was appointed president, Aug. 6.
- ▶ Halas retired for the fourth and last time as head coach of the Bears, May 27.
- ▶ The Oilers left Rice Stadium for the Astrodome and became the first NFL team to play its home games in a domed stadium.
- ▶ The movie Heidi became a footnote in sports history when NBC didn't show the last 50 seconds of the Jets-Raiders game in order to permit the children's special to begin on time. The Raiders scored two touchdowns in the last 42 seconds to win 43-32, Nov. 17.
- ▶ Ewbank became the first coach to win titles in both the NFL and AFL when his Jets defeated the Raiders 27-23 for the AFL championship, December 29. The same day, Baltimore defeated Cleveland 34-0.

### 1969

- ▶ The AFL established a playoff format for the 1969 season, with the winner in one division playing the runner-up in the other, Jan. 11.
- ▶ An AFL team won the Super Bowl for the first time, as the Jets defeated the Colts 16-7 at Miami, Jan. 12 in Super Bowl III. The title Super Bowl was recognized by the NFL for the first time.
- ▶ Vince Lombardi became part owner, executive vice-president, and head coach of the Washington Redskins, Feb. 7.
- ▶ Wolman sold the Eagles to Leonard Tose, May 1.
- ▶ Baltimore, Cleveland, and Pittsburgh agreed to join the AFL teams to form the 13-team American Football Conference of the NFL in 1970, May 10. The NFL also agreed on a playoff format that would include one "wild-card" team per conference—the second-place team with the best record.
- ▶ The NFL announced a three-year agreement with ABC to televise *Monday Night Football*. The new series makes the NFL the first league with a regular series of national telecasts in prime time, May 26.
- ▶ George Preston Marshall, president emeritus of the Redskins, died at 72, Aug. 9.
- ▶ The NFL marked its fiftieth year by the wearing of a special patch by each of the 16 teams.

### 1970

- ▶ Kansas City defeated Minnesota 23-7 in Super Bowl IV at New Orleans, Jan. 11. The gross receipts of approximately \$3.8 million were the largest ever for a one-day sports event.
- ▶ A special league meeting was held to determine the divisional realignment of the National Football Conference. With no consensus, Rozelle ordered the five most viable plans be written down on sheets of paper. Rozelle's assistant, Thelma Elkjer, picked the winning one out of a vase at random, Jan. 17.
- ▶ Four-year television contracts, under which CBS would televise all NFC games and NBC all AFC games (except Monday night games) and the two would divide televising the Super Bowl and AFC-NFC Pro Bowl games, were announced, Jan. 26.
- ▶ Art Modell resigned as president of the NFL, March 12. Milt Woodard resigned as president of the AFL, March 13. Lamar Hunt was elected president of the AFC and George Halas was elected president of the NFC, March 19.
- ▶ The merged 26-team league adopted rules changes putting names on the backs of players' jerseys, making a point after touchdown worth only one point, and making the scoreboard clock the official timing device of the game, March 18.
- ▶ The Players Negotiating Committee and the NFL Players Association announced a four-year agreement guaranteeing approximately \$4,535,000 annually to player pension and insurance benefits, Aug. 3. The owners also agreed to contribute \$250,000 annually to improve or implement items such as disability payments, widows' benefits, maternity benefits, and dental benefits. The agreement also provided for increased preseason game and per diem payments, averaging approximately \$2.6 million annually.
- ▶ The Pittsburgh Steelers moved into Three Rivers Stadium. The Cincinnati Bengals moved to Riverfront Stadium.
- ▶ Vince Lombardi died of cancer at 57, Sept. 3.
- ▶ The Super Bowl trophy was renamed the Vince Lombardi trophy, Sept. 10.
- ▶ Tom Dempsey of New Orleans kicked a game-winning NFL-record 63-yard field goal against Detroit, Nov. 8.

### 1971

- ▶ Baltimore defeated Dallas 16-13 on Jim O'Brien's 32-yard field goal with five seconds to go in Super Bowl V at Miami, Jan. 17.
- ▶ The NFC defeated the AFC 27-6 in the first AFC-NFC Pro Bowl at Los Angeles, Jan. 24.
- ▶ The Boston Patriots changed their name to the New England Patriots, March 22. Their new stadium, Schaefer Stadium, was dedicated in a 20-14 preseason victory over the Giants.
- ▶ The Philadelphia Eagles left Franklin Field and played their games at the new Veterans Stadium.
- ▶ The San Francisco 49ers left Kezar Stadium and moved their games to Candlestick Park.

- ▶ Daniel F. Reeves, the president and general manager of the Rams, died at 58, April 15.
- ▶ The Dallas Cowboys moved from the Cotton Bowl into their new home, Texas Stadium, Oct. 24.
- ▶ Miami defeated Kansas City 27-24 in sudden-death overtime in an AFC Divisional Playoff Game, Dec. 25. Garo Yepremian kicked a 37-yard field goal for the Dolphins after 22 minutes, 40 seconds of overtime, as the game lasted 82 minutes, 40 seconds overall, making it the longest game in history.

### 1972

- ▶ Dallas defeated Miami 24-3 in Super Bowl VI at New Orleans, Jan. 16.
- ▶ The inbounds lines or hashmarks were moved nearer the center of the field, 23 yards, 1 foot, 9 inches from the sidelines, March 23. The method of determining won-lost percentage in standings changed. Tie games, previously not counted in the standings, were made equal to a half-game won and a half-game lost, May 24.
- ▶ Robert Rysay purchased the Los Angeles Rams and transferred ownership of the club to Carroll Rosenbloom in exchange for the Baltimore Colts, July 13.
- ▶ William V. Bidwill purchased the stock of his brother Charles (Stormy) Bidwill to become the sole owner of the St. Louis Cardinals, Sept. 2.
- ▶ The National District Attorneys Association endorsed the position of professional leagues in opposing proposed legalization of gambling on professional team sports, Sept. 28.
- ▶ Franco Harris' "Immaculate Reception" gave the Steelers their first postseason win ever, 13-7 over the Raiders, Dec. 23.

### 1973

- ▶ Rozelle announced that all Super Bowl VII tickets were sold and that the game would be telecast in Los Angeles, the site of the game, on an experimental basis, Jan. 3.
- ▶ Miami defeated Washington 14-7 in Super Bowl VII at Los Angeles, completing a 17-0 season, the first perfect-record regular-season and postseason mark in NFL history, Jan. 14.
- ▶ The AFC defeated the NFC 33-28 in the Pro Bowl in Dallas, the first time since 1942 that the game was played outside Los Angeles, Jan. 21.
- ▶ A jersey numbering system was adopted, April 5: 1-19 for quarterbacks and specialists, 20-49 for running backs and defensive backs, 50-59 for centers and linebackers, 60-79 for defensive linemen and interior offensive linemen other than centers, and 80-89 for wide receivers and tight ends. Players who had been in the NFL in 1972 could continue to use old numbers.
- ▶ NFL Charities, a nonprofit organization, was created to derive an income from monies generated from NFL Properties' licensing of NFL trademarks and team names, June 26. NFL Charities was set up to support education and charitable activities and to supply economic support to persons formerly asso-

## CHRONOLOGY OF PROFESSIONAL FOOTBALL

ciated with professional football who were no longer able to support themselves.

- ▶ Congress adopted experimental legislation (for three years) requiring any NFL game that had been declared a sellout 72 hours prior to kickoff to be made available for local televising, Sept. 14. The legislation provided for an annual review to be made by the Federal Communications Commission.
- ▶ The Buffalo Bills moved their home games from War Memorial Stadium to Rich Stadium in nearby Orchard Park. The Giants tied the Eagles 23-23 in the final game in Yankee Stadium, Sept. 23. The Giants played the rest of their home games at the Yale Bowl in New Haven, Connecticut.
- ▶ A rival league, the World Football League, was formed and was reported in operation, Oct. 2. It had plans to start play in 1974.
- ▶ O.J. Simpson of Buffalo became the first player to rush for more than 2,000 yards in a season, gaining 2,003.

### 1974

- ▶ Miami defeated Minnesota 24-7 in Super Bowl VIII at Houston, the second consecutive Super Bowl championship for the Dolphins, Jan. 13.
- ▶ Rozelle was given a 10-year contract effective Jan. 1, 1973, Feb. 27.
- ▶ Tampa Bay was awarded the twenty-seventh franchise to begin operation in 1976, April 24.
- ▶ Sweeping rules changes were adopted to add action and tempo to games: one sudden-death overtime period was added for preseason and regular-season games; the goal posts were moved from the goal line to the end lines; kickoffs were moved from the 40- to the 35-yard line; after missed field goals from beyond the 20, the ball was to be returned to the line of scrimmage; restrictions were placed on members of the punting team to open up return possibilities; roll-blocking and cutting of wide receivers was eliminated; the extent of downfield contact a defender could have with an eligible receiver was restricted; the penalties for offensive holding, illegal use of the hands, and tripping were reduced from 15 to 10 yards; wide receivers blocking back toward the ball within three yards of the line of scrimmage were prevented from blocking below the waist, April 25.
- ▶ Seattle was awarded the twenty-eighth NFL franchise to begin play in 1976, June 4. Lloyd W. Nordstrom, president of the Seattle Seahawks, and Hugh Culverhouse, president of the Tampa Bay Buccaneers, signed franchise agreements, Dec. 5.
- ▶ The Birmingham Americans defeated the Florida Blazers 22-21 in the WFL World Bowl league championship, Dec. 5.

### 1975

- ▶ Pittsburgh defeated Minnesota 16-6 in Super Bowl IX at New Orleans, the Steelers' first championship since entering the NFL in 1933, Jan. 12.
- ▶ The Memphis Southmen of the WFL signed Larry Csonka, Jim Kiick, and Paul Warfield of Miami, March 31.

- ▶ The divisional winners with the highest win-loss percentage were made the home team for the divisional playoffs, and the surviving winners with the highest percentage made home teams for the championship games. Previously, the home sites were pre-determined by division on a rotating basis, June 26.
- ▶ Referees were equipped with wireless microphones for all preseason, regular-season, and playoff games.
- ▶ The Lions moved to the new Pontiac Silverdome. The Giants played their home games in Shea Stadium. The Saints moved into the Louisiana Superdome.
- ▶ The World Football League folded, Oct. 22.

### 1976

- ▶ Pittsburgh defeated Dallas 21-17 in Super Bowl X in Miami. The Steelers joined Green Bay and Miami as the only teams to win two Super Bowls; the Cowboys became the first wild-card team to play in the Super Bowl, Jan. 18.
- ▶ Lloyd Nordstrom, the president of the Seahawks, died at 66, Jan. 20. His brother Elmer succeeded him as majority representative of the team.
- ▶ The owners adopted the use of two 30-second clocks for all games, visible to both players and fans to note the official time between the ready-for-play signal and snap of the ball, March 16.
- ▶ A veteran player allocation was held to stock the Seattle and Tampa Bay franchises with 39 players each, March 30-31. In the college draft, Seattle and Tampa Bay each received eight extra choices, April 8-9.
- ▶ The Giants moved into new Giants Stadium in East Rutherford, New Jersey.
- ▶ The Steelers defeated the College All-Stars in a storm-shortened Chicago College All-Star Game, the last of the series, July 23. St. Louis defeated San Diego 20-10 in a pre-season game before 38,000 in Korakuen Stadium, Tokyo, in the first NFL game outside of North America, Aug. 16.

### 1977

- ▶ Oakland defeated Minnesota 32-14 in Super Bowl XI at Pasadena, Jan. 9. The paid attendance was a pro record 103,438.
- ▶ The NFL Players Association and the NFL Management Council ratified a collective bargaining agreement extending until 1982, covering five football seasons while continuing the pension plan—including years 1974, 1975, and 1976—with contributions totaling more than \$55 million. The total cost of the agreement was estimated at \$107 million. The agreement called for a college draft at least through 1986; contained a no-strike, no-suit clause; established a 43-man active player limit; reduced pension vesting to four years; provided for increases in minimum salaries and preseason and postseason pay; improved insurance, medical, and dental benefits; modified previous practices in player movement and control; and reaffirmed the NFL Commissioner's disciplinary authority. Additionally, the agreement called for the NFL member clubs to make pay-

ments totaling \$16 million the next 10 years to settle various legal disputes, Feb. 25.

- ▶ The San Francisco 49ers were sold to Edward J. DeBartolo, Jr., March 28.
- ▶ A 16-game regular season, four-game preseason was adopted to begin in 1978. A second wild-card team was adopted for the playoffs beginning in 1978, with the wild-card teams to play each other and the winners advancing to a round of eight postseason series, March 29.
- ▶ The Seahawks were permanently aligned in the AFC Western Division and the Buccaneers in the NFC Central Division, March 31.
- ▶ Rules changes were adopted to open up the passing game and to cut down on injuries. Defenders were permitted to make contact with eligible receivers only once; the head slap was outlawed; offensive linemen were prohibited from thrusting their hands to an opponent's neck, face, or head; and wide receivers were prohibited from clipping, even in the legal clipping zone.
- ▶ Rozelle negotiated contracts with the three television networks to televise all NFL regular-season and postseason games, plus selected preseason games, for four years beginning with the 1978 season. ABC was awarded yearly rights to 16 Monday night games, four primetime games, the AFC-NFC Pro Bowl, and the Hall of Fame games. CBS received the rights to all NFC regular-season and postseason games (except those in the ABC package) and to Super Bowls XIV and XVI. NBC received the rights to all AFC regular-season and postseason games (except those in the ABC package) and to Super Bowls XIII and XV. Industry sources considered it the largest single television package ever negotiated, Oct. 12.

### 1978

- ▶ Dallas defeated Denver 27-10 in Super Bowl XII, held indoors for the first time, at the Louisiana Superdome in New Orleans, Jan. 15. Dallas' victory was the first for the NFC in six years.
- ▶ According to a Louis Harris Sports Survey, 70 percent of the nation's sports fans said they followed football, compared to 54 percent who followed baseball. Football increased its lead as the country's favorite, 26 percent to 16 percent for baseball, Jan. 19.
- ▶ A seventh official, the side judge, was added to the officiating crew, March 14.
- ▶ The NFL continued a trend toward opening up the game. Rules changes permitted a defender to maintain contact with a receiver within five yards of the line of scrimmage, but restricted contact beyond that point. The pass-blocking rule was interpreted to permit the extending of arms and open hands, March 17.
- ▶ A study on the use of instant replay as an officiating aid was made during seven nationally televised preseason games.
- ▶ The NFL played for the first time in Mexico City, with the Saints defeating the Eagles 14-7 in a preseason game, Aug. 5.

## CHRONOLOGY OF PROFESSIONAL FOOTBALL

- Bolstered by the expansion of the regular-season schedule from 14 to 16 weeks, NFL paid attendance exceeded 12 million (12,771,800) for the first time. The per-game average of 57,017 was the third-highest in league history and the most since 1973.

### 1979

- Pittsburgh defeated Dallas 35-31 in Super Bowl XIII at Miami to become the first team ever to win three Super Bowls, Jan. 21.
- NFL rules changes emphasized additional player safety. The changes prohibited players on the receiving team from blocking below the waist during kickoffs, punts, and field-goal attempts; prohibited the wearing of torn or altered equipment and exposed pads that could be hazardous; extended the zone in which there could be no crackback blocks; and instructed officials to quickly whistle a play dead when a quarterback was clearly in the grasp of a tackler, March 16.
- Carroll Rosenbloom, the president of the Rams, drowned at 72, April 2. His widow, Georgia, assumed control of the club.

### 1980

- Pittsburgh defeated the Los Angeles Rams 31-19 in Super Bowl XIV at Pasadena to become the first team to win four Super Bowls, Jan. 20.
- The AFC-NFC Pro Bowl, won 37-27 by the NFC, was played before 48,060 fans at Aloha Stadium in Honolulu, Hawaii. It was the first time in the 30-year history of the Pro Bowl that the game was played in a non-NFL city.
- Rules changes placed greater restrictions on contact in the area of the head, neck, and face. Under the heading of "personal foul," players were prohibited from directly striking, swinging, or clubbing on the head, neck, or face. Starting in 1980, a penalty could be called for such contact whether or not the initial contact was made below the neck area.
- CBS, with a record bid of \$12 million, won the national radio rights to 26 NFL regular-season games, including *Monday Night Football*, and all 10 postseason games for the 1980-83 seasons.
- The Los Angeles Rams moved their home games to Anaheim Stadium in nearby Orange County, California.
- The Oakland Raiders joined the Los Angeles Coliseum Commission's antitrust suit against the NFL. The suit contended the league violated antitrust laws in declining to approve a proposed move by the Raiders from Oakland to Los Angeles.
- The NFL Draft is televised for the first time by ESPN, April 29.
- Television ratings in 1980 were the second-best in NFL history, trailing only the combined ratings of the 1976 season. All three networks posted gains, and NBC's 15.0 rating was its best ever. CBS and ABC had their best ratings since 1977, with 15.3 and 20.8 ratings, respectively. CBS Radio reported a record audience of 7 million for Monday night and special games.

### 1981

- Oakland defeated Philadelphia 27-10 in Super Bowl XV at the Louisiana Superdome in New Orleans, to become the first wild-card team to win a Super Bowl, Jan. 25.
- Edgar F. Kaiser, Jr., purchased the Denver Broncos from Gerald and Allan Phipps, Feb. 26.
- The owners adopted a disaster plan for restocking a team should the club be involved in a fatal accident, March 20.
- A CBS-New York Times poll showed that 48 percent of sports fans preferred football to 31 percent for baseball.
- The NFL teams hosted 167 representatives from 44 predominantly black colleges during training camps for a total of 289 days. The program was adopted for renewal during each training camp period.
- ABC and CBS set all-time rating highs. ABC finished with a 21.7 rating and CBS with a 17.5 rating. NBC was down slightly to 13.9.

### 1982

- San Francisco defeated Cincinnati 26-21 in Super Bowl XVI at the Pontiac Silverdome, in the first Super Bowl held in the North, Jan. 24. The CBS telecast achieved the highest rating of any televised sports event ever, 49.1 with a 73.0 share.
- The NFL signed a five-year contract with the three television networks (ABC, CBS, and NBC) to televise all NFL regular-season and postseason games starting with the 1982 season.
- A jury ruled against the NFL in the antitrust trial brought by the Los Angeles Coliseum Commission and the Oakland Raiders, May 7. The verdict cleared the way for the Raiders to move to Los Angeles, where they defeated Green Bay 24-3 in their first pre-season game, Aug. 29.
- The Vikings moved into the new Metrodome, Aug. 21.
- The 1982 season was reduced from a 16-game schedule to nine as the result of a 57-day players' strike. The strike was called by the NFLPA at midnight on Monday, Sept. 20, following the Green Bay at New York Giants game. Play resumed Nov. 21-22 following ratification of the Collective Bargaining Agreement by NFL owners, Nov. 17 in New York.
- Under the Collective Bargaining Agreement, which was to run through the 1986 season, the NFL draft was extended through 1992 and the veteran free-agent system was left basically unchanged. A minimum salary schedule for years of experience was established; training camp and postseason pay were increased; players' medical, insurance, and retirement benefits were increased; and a severance-pay system was introduced to aid in career transition, a first in professional sports.
- Despite the players' strike, the average paid attendance in 1982 was 58,472, the fifth-highest in league history.

### 1983

- Because of the shortened season, the NFL adopted a format of 16 teams competing in

- a Super Bowl Tournament for the 1982 playoffs. The NFC's number-one seed, Washington, defeated the AFC's number-two seed, Miami, 27-17 in Super Bowl XVII at the Rose Bowl in Pasadena, Jan. 30.
- Super Bowl XVII was the second-highest rated live television program of all time, giving the NFL a sweep of the top 10 live programs in television history.
- The NFL played for the first time in London, England, with the Vikings defeating the Cardinals 28-10 in a preseason game, Aug. 6.
- George Halas, the owner of the Bears and the last surviving member of the NFL's second organizational meeting, died at 88, Oct. 31.

### 1984

- The Los Angeles Raiders defeated Washington 38-9 in Super Bowl XVIII at Tampa Stadium, Jan. 22.
- An 11-man group headed by H.R. (Bum) Bright purchased the Dallas Cowboys from Clint Murchison, Jr., March 20. Club president Tex Schramm was designated as managing general partner.
- Wellington Mara was named president of the NFC, March 20.
- Patrick Bowlen purchased a majority interest in the Denver Broncos from Edgar Kaiser, Jr., March 21.
- The Colts relocated to Indianapolis, March 28. Their new home became the Hoosier Dome.
- The New York Jets moved their home games to Giants Stadium in East Rutherford, New Jersey.
- Alex G. Spanos purchased a majority interest in the San Diego Chargers from Eugene V. Klein, Aug. 28.
- Houston defeated Pittsburgh 23-20 to mark the one-hundredth overtime game in regular-season play since overtime was adopted in 1974, Dec. 2.
- On the field, many all-time records were set: Dan Marino of Miami passed for 5,084 yards and 48 touchdowns; Eric Dickerson of the Los Angeles Rams rushed for 2,105 yards; Art Monk of Washington caught 106 passes; and Walter Payton of Chicago broke Jim Brown's career rushing mark, finishing the season with 13,309 yards.
- According to a CBS Sports/New York Times survey, 53 percent of the nation's sports fans said they most enjoyed watching football, compared to 18 percent for baseball, Dec. 2-4.

### 1985

- San Francisco defeated Miami 38-16 in Super Bowl XIX at Stanford Stadium in Stanford, California, Jan. 20. President Ronald Reagan, who took his second oath of office before tossing the coin for the game, was one of 115,936,000 viewers. Super Bowl XIX had a direct economic impact of \$113.5 million on the San Francisco Bay area.
- NBC Radio and the NFL entered into a two-year agreement granting NBC the radio rights to a 37-game package in each of the

## CHRONOLOGY OF PROFESSIONAL FOOTBALL

1985-86 seasons, March 6. The package included 27 regular-season games and 10 postseason games.

- ▶ Norman Braman, in partnership with Edward Leibowitz, bought the Philadelphia Eagles from Leonard Tose, April 29.
- ▶ A group headed by Tom Benson, Jr., was approved to purchase the New Orleans Saints from John W. Meacom, Jr., June 3.
- ▶ The NFL owners adopted a resolution calling for a series of overseas preseason games, beginning in 1986, with one game to be played in England/Europe and/or one game in Japan each year. The game would be a fifth preseason game for the clubs involved and all arrangements and selection of the clubs would be under the control of the Commissioner, May 23.
- ▶ The league-wide conversion to videotape from movie film for coaching study was approved.
- ▶ A Louis Harris poll in December revealed that pro football remained the sport most followed by Americans. Fifty-nine percent of those surveyed followed pro football, compared with 54 percent who followed baseball.
- ▶ The Chicago-Miami Monday game had the highest rating, 29.6, and share, 46.0, of any primetime game in NFL history, Dec. 2. The game was viewed in more than 25 million homes.
- ▶ The NFL showed a ratings increase on all three networks for the season, gaining 4 percent on NBC, 10 on CBS, and 16 on ABC.

### 1986

- ▶ Chicago defeated New England 46-10 in Super Bowl XX at the Louisiana Superdome, Jan. 26. The Patriots had earned the right to play the Bears by becoming the first wild-card team to win three consecutive games on the road. The NBC telecast replaced the final episode of M\*A\*S\*H as the most-viewed television program in history, with an audience of 127 million viewers, according to A.C. Nielsen figures. In addition to drawing a 48.3 rating and a 70 percent share in the United States, Super Bowl XX was televised to 59 foreign countries and beamed via satellite to the QE II.
- ▶ The owners adopted limited use of instant replay as an officiating aid, prohibited players from wearing or otherwise displaying equipment, apparel, or other items that carry commercial names, names of organizations, or personal messages of any type, March 11.
- ▶ After an 11-week trial, a jury in U.S. District Court in New York awarded the United States Football League one dollar in its \$1.7 billion antitrust suit against the NFL. The jury rejected all of the USFL's television-related claims, which were the self-proclaimed heart of the USFL's case. The jury deliberated five days, July 29.
- ▶ Chicago defeated Dallas 17-6 at Wembley Stadium in London in the first American Bowl. The game drew a sellout crowd of 82,699 and the NBC national telecast in this country produced a 12.4 rating and 36 per-

cent share, making it the highest daytime preseason television audience ever with 10.65-million viewers, Aug. 3.

- ▶ ABC's NFL *Monday Night Football*, in its 17th season, became the longest-running primetime series in the history of the network.

### 1987

- ▶ The New York Giants defeated Denver 39-20 in Super Bowl XXI and captured their first NFL title since 1956. The game, played in Pasadena's Rose Bowl, drew a sellout crowd of 101,063, Jan. 25.
- ▶ New three-year TV contracts with ABC, CBS, and NBC were announced for 1987-89 at the NFL annual meeting in Maui, Hawaii, March 15. Commissioner Rozelle and Broadcast Committee Chairman Art Modell also announced a three-year contract with ESPN to televise 13 primetime games each season. The ESPN contract was the first with a cable network. However, NFL games on ESPN also were scheduled for regular television in the city of the visiting team and in the home city if the game was sold out 72 hours in advance.
- ▶ A special payment program was adopted to benefit nearly 1,000 former NFL players who participated in the League before the current Bert Bell NFL Pension Plan was created and made retroactive to the 1959 season. Players covered by the new program spent at least five years in the League and played all or part of their career prior to 1959. Each vested player would receive \$60 per month for each year of service in the League for life.
- ▶ NFL and CBS Radio jointly announced agreement granting CBS the radio rights to a 40-game package in each of the next three NFL seasons, 1987-89, April 7.
- ▶ Over 400 former NFL players from the pre-1959 era received first payments from NFL owners, July 1.
- ▶ The NFL's debut on ESPN produced the two highest-rated and most-watched sports programs in basic cable history. The Chicago at Miami game on Aug. 16 drew an 8.9 rating in 3.81 million homes. Those records fell two weeks later when the Los Angeles Raiders at Dallas game achieved a 10.2 cable rating in 4.36 million homes.
- ▶ The 1987 season was reduced from a 16-game season to 15 as the result of a 24-day players' strike. The strike was called by the NFLPA on Tuesday, Sept. 22, following the New England at New York Jets game. Games scheduled for the third weekend were canceled but the games of weeks four, five, and six were played with replacement teams. Striking players returned for the seventh week of the season, Oct. 25.
- ▶ In a three-team deal involving 10 players and/or draft choices, the Los Angeles Rams traded running back Eric Dickerson to the Indianapolis Colts for six draft choices and two players. Buffalo obtained the rights to linebacker Cornelius Bennett from Indianapolis, sending Greg Bell and three draft choices to the Rams. The Colts added Owen Gill and three draft choices of their

own to complete the deal with the Rams, Oct. 31.

- ▶ The Chicago at Minnesota game became the highest-rated and most-watched sports program in basic cable history when it drew a 14.4 cable rating in 6.5 million homes, Dec. 6.

### 1988

- ▶ Washington defeated Denver 42-10 in Super Bowl XXII to earn its second victory this decade in the NFL Championship Game. The game, played for the first time in San Diego Jack Murphy Stadium, drew a sellout crowd of 73,302. Doug Williams, the game's MVP, became the first African-American quarterback to play in a Super Bowl, Jan. 31.
- ▶ In a unanimous 3-0 decision, the 2nd Circuit Court of Appeals in New York upheld the verdict of the jury that in July, 1986, had awarded the United States Football League one dollar in its \$1.7 billion antitrust suit against the NFL. In a 91-page opinion, Judge Ralph K. Winter said the USFL sought through court decree the success it failed to gain among football fans, March 10.
- ▶ By a 23-5 margin, owners voted to continue the instant replay system for the third consecutive season with the Instant Replay Official to be assigned to a regular seven-man, on-the-field crew. At the NFL annual meeting in Phoenix, Arizona, a 45-second clock was also approved to replace the 30-second clock. For a normal sequence of plays, the interval between plays was changed to 45 seconds from the time the ball is signaled dead until it is snapped on the succeeding play.
- ▶ NFL owners approved the transfer of the Cardinals' franchise from St. Louis to Phoenix; approved two supplemental drafts each year—one prior to training camp and one prior to the regular season; and voted to initiate an annual series of games in Japan/Asia as early as the 1989 preseason, March 14-18.
- ▶ The NFL Annual Selection Meeting returned to a separate two-day format and for the first time originated on a Sunday. ESPN drew a 3.6 rating during their seven-hour coverage of the draft, which was viewed in 1.6 million homes, April 24-25.
- ▶ Art Rooney, founder and owner of the Steelers, died at 87, Aug. 25.
- ▶ Johnny Grier became the first African-American referee in NFL history, Sept. 4.
- ▶ Commissioner Rozelle announced that two teams would play a preseason game as part of the American Bowl series on Aug. 6, 1989, in the Korakuen Tokyo Dome in Japan, Dec. 16.

### 1989

- ▶ San Francisco defeated Cincinnati 20-16 in Super Bowl XXIII. The game, played for the first time at Joe Robbie Stadium in Miami, drew a sellout crowd of 75,129, Jan. 22.
- ▶ Commissioner Rozelle announced his retirement, pending the naming of a successor, March 22 at the NFL annual meeting in Palm Desert, California.

## CHRONOLOGY OF PROFESSIONAL FOOTBALL

- ▶ Following the announcement, AFC president Lamar Hunt and NFC president Wellington Mara announced the formation of a six-man search committee composed of Art Modell, Robert Parins, Dan Rooney, and Ralph Wilson. Hunt and Mara served as co-chairmen.
  - ▶ By a 24-4 margin, owners voted to continue the instant replay system for a fourth straight season. A strengthened policy regarding anabolic steroids and masking agents was announced by Commissioner Rozelle. NFL clubs called for strong disciplinary measures in cases of feigned injuries and adopted a joint proposal by the Long-Range Planning and Finance committees regarding player personnel rules, March 19-23.
  - ▶ Two hundred twenty-nine unconditional free agents signed with new teams under management's Plan B system, April 1.
  - ▶ Jerry Jones purchased a majority interest in the Dallas Cowboys from H.R. (Bum) Bright, April 18.
  - ▶ Tex Schramm was named president of the new World League of American Football to work with a six-man committee of Dan Rooney, chairman; Norman Braman, Lamar Hunt, Victor Kiam, Mike Lynn, and Bill Walsh, April 18.
  - ▶ NFL and CBS Radio jointly announced agreement extending CBS's radio rights to an annual 40-game package through the 1994 season, April 18.
  - ▶ As of opening day, Sept. 10, of the 229 Plan B free agents, 111 were active and 23 others were on teams' reserve lists. Ninety-two others were waived and three retired.
  - ▶ Art Shell was named head coach of the Los Angeles Raiders making him the NFL's first black head coach since Fritz Pollard coached the Akron Pros in 1921, Oct. 3.
  - ▶ The site of the New England Patriots at San Francisco 49ers game scheduled for Candlestick Park on Oct. 22 was switched to Stanford Stadium in the aftermath of the Bay Area Earthquake of Oct. 17. The change was announced on Oct. 19.
  - ▶ Paul Tagliabue became the seventh chief executive of the NFL on Oct. 26 when he was chosen to succeed Commissioner Pete Rozelle on the sixth ballot of a three-day meeting in Cleveland, Ohio. In all, 12 ballots were required to select Tagliabue. Two were conducted at a meeting in Chicago on July 6, and four at a meeting in Dallas on Oct. 10-11. On the twelfth ballot, with Seattle absent, Tagliabue received more than the 19 affirmative votes required for election from among the 27 clubs present.
  - ▶ The transfer from Commissioner Rozelle to Commissioner Tagliabue took place at 12:01 a.m. on Sunday, Nov. 5.
  - ▶ NFL Charities donated \$1 million through United Way to benefit Bay Area earthquake victims, Nov. 6.
  - ▶ The NFL announced revisions in its 1990 draft eligibility rules. College juniors became eligible but must renounce their collegiate football eligibility before applying for the NFL Draft, Feb. 16.
  - ▶ Commissioner Tagliabue announced NFL teams will play their 16-game schedule over 17 weeks in 1990-92 and 16 games over 18 weeks in 1993, Feb. 27.
  - ▶ The NFL revised its playoff format to include two additional wild-card teams (one per conference), which raised the total to six wild-card teams.
  - ▶ Commissioner Tagliabue and Broadcast Committee Chairman Art Modell announced a four-year contract with Turner Broadcasting to televise nine Sunday-night games.
  - ▶ New four-year TV agreements were ratified for 1990-93 for ABC, CBS, NBC, ESPN, and TNT at the NFL annual meeting in Orlando, Florida, March 12. The contracts totaled \$3.6 billion, the largest in TV history.
  - ▶ The NFL announced plans to expand its American Bowl series of preseason games. In addition to games in London and Tokyo, American Bowl games were scheduled for Berlin, Germany, and Montreal, Canada, in 1990.
  - ▶ For the fifth straight year, NFL owners voted to continue a limited system of Instant Replay. Beginning in 1990, the replay official will have a two-minute time limit to make a decision. The vote was 21-7, March 12.
  - ▶ Commissioner Tagliabue announced the formation of a Committee on Expansion and Realignment, March 13. He also named a Player Advisory Council, comprised of 12 former NFL players, March 14.
  - ▶ One-hundred eighty-four Plan B unconditional free agents signed with new teams, April 2.
  - ▶ Commissioner Tagliabue appointed Dr. John Lombardo as the League's Drug Advisor for Anabolic Steroids, April 25 and named Dr. Lawrence Brown as the League's Advisor for Drugs of Abuse, May 17.
  - ▶ NFL International Week was celebrated with four preseason games in seven days in Tokyo, London, Berlin, and Montreal. More than 200,000 fans on three continents attended the four games, Aug. 4-11.
  - ▶ Commissioner Tagliabue announced the NFL Teacher of the Month program in which the League furnishes grants and scholarships in recognition of teachers who provided a positive influence upon NFL players in elementary and secondary schools, Sept. 20.
  - ▶ For the first time since 1957, every NFL club won at least one of its first four games, Oct. 1.
  - ▶ The Super Bowl Most Valuable Player trophy was renamed the Pete Rozelle trophy, Oct. 8.
  - ▶ New York businessman Robert Tisch purchased a 50 percent interest in the New York Giants from Mrs. Helen Mara Nugent and her children, Tim Mara and Maura Mara Concannon, Feb. 2.
  - ▶ NFL clubs voted to continue a limited system of Instant Replay for the sixth consecutive year. The vote was 21-7, March 19.
  - ▶ The NFL launched the World League of American Football, the first sports league to operate on a weekly basis on two separate continents, March 23.
  - ▶ NFL Charities presented a \$250,000 donation to the United Service Organization. The donation was the second largest single grant ever by NFL Charities, April 5.
  - ▶ Commissioner Tagliabue named Harold Henderson as Executive Vice President for Labor Relations and Chairman of the NFL Management Council Executive Committee, April 8.
  - ▶ NFL clubs approved a recommendation by the Expansion and Realignment Committee to add two teams for the 1994 season, resulting in six divisions of five teams each, May 22.
  - ▶ "NFL International Week" featured six 1990 playoff teams playing nationally televised games in London, Berlin, and Tokyo on July 28 and Aug. 3-4. The games drew more than 150,000 fans.
  - ▶ Paul Brown, founder of the Cleveland Browns and Cincinnati Bengals, died at age 82, Aug. 5.
  - ▶ NFL clubs approved a resolution establishing an international division. A three-year financial plan for the World League was approved by NFL clubs at a meeting in Dallas, Oct. 23.
- 1992
- ▶ The NFL agreed to provide a minimum of \$2.5 million in financial support to the NFL Alumni Association and assistance to NFL Alumni-related programs. The agreement included contributions from NFL Charities to the Pre-59ers and Dire Need Programs for former players, Jan. 25.
  - ▶ The Washington Redskins defeated the Buffalo Bills 37-24 in Super Bowl XXVI to capture their third world championship in 10 years, Jan. 26. The game was played before a sellout crowd of 63,130 at the Hubert H. Humphrey Metrodome in Minneapolis.
  - ▶ The use in officiating of a limited system of Instant Replay was not approved. The vote was 17-11 in favor of approval (21 votes were required). Instant Replay had been used for six consecutive years (1986-1991), March 18.
  - ▶ St. Louis businessman James Orthwein purchased controlling interest in the New England Patriots from Victor Kiam, May 11.
  - ▶ In a Harris Poll taken during the NFL off-season, professional football again was declared the nation's most popular sport. Professional football finished atop similar surveys conducted by Harris in 1985 and 1989, May 23.
  - ▶ NFL clubs accepted the report of the Expansion Committee at a league meeting in Pasadena. The report names five cities as
- 1990
- ▶ San Francisco defeated Denver 55-10 in Super Bowl XXIV at the Louisiana Superdome, Jan. 28. San Francisco joined Pittsburgh as the NFL's only teams to win four Super Bowls.
  - ▶ The New York Giants defeated Buffalo 20-19 in Super Bowl XXV to capture their second title in five years. The game, played before 73,813 at Tampa Stadium, became the first Super Bowl decided by one point, Jan. 26.



## CHRONOLOGY OF PROFESSIONAL FOOTBALL

- finalists for the two expansion teams—Baltimore, Charlotte, Jacksonville, Memphis, and St. Louis, May 19.
- ▶ At a league meeting in Dallas, NFL clubs approved a proposal by the World League Board of Directors to restructure the World League and place future emphasis on its international success, Sept. 17.
  - ▶ The Professional and Amateur Sports Protection Act made it unlawful for a government entity to operate a lottery or other betting scheme based on pro or collegiate games. Four states that already had such betting were grandfathered, Oct. 6.
  - ▶ NFL teams played their 16-game regular-season schedule over 18 weeks for the only time in league history.
- ### 1993
- ▶ The NFL and lawyers for the players announced a settlement of various lawsuits and an agreement on the terms of a seven-year deal that included a new player system to be in place through the 1999 season, Jan. 6.
  - ▶ Commissioner Tagliabue announced the establishment of the "NFL World Partnership Program" to develop amateur football internationally through a series of clinics conducted by former NFL players and coaches, Jan. 14.
  - ▶ As part of Super Bowl XXVII, the NFL announced the creation of the first NFL Youth Education Town, a facility located in south central Los Angeles for inner city youth, Jan. 25.
  - ▶ The Dallas Cowboys defeated the Buffalo Bills 52-17 in Super Bowl XXVII to capture their first NFL title since 1978. The game was played before a crowd of 98,374 at the Rose Bowl in Pasadena, California, Jan. 31.
  - ▶ The NFL and the NFL Players Association officially signed a 7-year Collective Bargaining Agreement in Washington, D.C., which guarantees more than \$1 billion in pension, health, and post-career benefits for current and retired players—the most extensive benefits plan in pro sports. It was the NFL's first CBA since the 1982 agreement expired in 1987, June 29.
  - ▶ NFL Enterprises, a newly formed division of the NFL responsible for NFL Films, home video, and special domestic and international television programming was announced, Aug. 19.
  - ▶ The NFL celebrated its 75th season by announcing its 75th Anniversary All-Time Team. The team, which was chosen by a selection committee of media and league personnel, was headlined by four Pro Football Hall of Fame quarterbacks—Sammy Baugh, Otto Graham, Joe Montana and Johnny Unitas, Aug. 24.
  - ▶ NFL announced plans to allow fans, for the first time ever, to join players and coaches in selecting the annual AFC and NFC Pro Bowl teams, Oct. 12.
  - ▶ NFL clubs unanimously awarded the league's twenty-ninth franchise to the Carolina Panthers and owner Jerry Richardson at a meeting in Chicago, Oct. 26.
  - ▶ At the same meeting in Chicago, NFL clubs approved a plan to form a European league with joint venture partners, Oct. 27.
  - ▶ Don Shula became the winningest coach in NFL history when Miami beat Philadelphia to give Shula his 325th victory, one more than George Halas, Nov. 14.
  - ▶ NFL clubs awarded the league's thirtieth franchise to the Jacksonville Jaguars and owner Wayne Weaver at a meeting in Chicago, Nov. 30.
  - ▶ The NFL announced new 4-year television agreements with NBC, ABC, ESPN, TNT, and NFL newcomer FOX, which took over the NFC package from CBS, Dec. 18.
  - ▶ The NFL completed its new TV agreements by announcing that NBC would retain the rights to the AFC package, Dec. 20.
- ### 1994
- ▶ The Dallas Cowboys defeated the Buffalo Bills 30-13 in Super Bowl XXVIII to become the fifth team to win back-to-back Super Bowl titles, Jan. 30.
  - ▶ NFL clubs unanimously approved the transfer of the New England Patriots from James Orthwein to Robert Kraft at a meeting in Orlando, Feb. 22.
  - ▶ In a move to increase offensive production, NFL clubs at the league's annual meeting in Orlando adopted a package of changes, including modifications in line play, chucking rules, and the roughing-the-passer rule, plus the adoption of the two-point conversion and moving the spot of the kickoff back to the 30-yard line, March 22.
  - ▶ NFL clubs approved the transfer of the majority interest in the Miami Dolphins from the Robbie family to H. Wayne Huizenga, March 23.
  - ▶ The NFL and FOX announced the formation of a joint venture to create a six-team World League to begin play in Europe in April, 1995, March 23.
  - ▶ The Carolina Panthers earned the right to select first in the 1995 NFL draft by winning a coin toss with the Jacksonville Jaguars. The Jaguars received the second selection in the 1995 draft, April 24.
  - ▶ NFL clubs approved the transfer of the Philadelphia Eagles from Norman Braman to Jeffrey Lurie, May 6.
  - ▶ The NFL launched "NFL Sunday Ticket," a new season subscription service for satellite television dish owners, June 1.
  - ▶ An all-time NFL record crowd of 112,376 attended the American Bowl game between Dallas and Houston in Mexico City. It concluded the biggest American Bowl series in NFL history with four games attracting a record 256,666 fans, Aug. 15.
  - ▶ As part of a celebration of its 75th season, the NFL announced its 75th Anniversary All-Time Team, Aug. 24. Chosen by a selection committee of media and league personnel, the team was headlined by four Pro Football Hall of Fame quarterbacks—Sammy Baugh, Otto Graham, Joe Montana, and Johnny Unitas.
  - ▶ The NFL reached agreement on a new seven-year contract with its game officials, Sept. 22.
  - ▶ The NFL Management Council and the NFL Players Association announced an agreement on the formulation and implementation of the most comprehensive drug and alcohol policy in sports, Oct. 28.
  - ▶ At an NFL meeting in Chicago, Commissioner Tagliabue slotted the two new expansion teams into the AFC Central (Jacksonville Jaguars) and NFC West (Carolina Panthers) for the 1995 season only. He also appointed a special committee on realignment to make recommendations on the 1996 season and beyond, Nov. 2.
- ### 1995
- ▶ The San Francisco 49ers became the first team to win five Super Bowls when they defeated the San Diego Chargers 49-26 in Super Bowl XXIX at Joe Robbie Stadium in Miami, Jan. 29.
  - ▶ Carolina and Jacksonville stocked their expansion rosters with a total of 66 players from other NFL teams in a veteran player allocation draft in New York, Feb. 16.
  - ▶ CBS Radio and the NFL agreed to a new four-year contract for an annual 53-game package of games, continuing a relationship that spanned 15 of the past 17 years, Feb. 22.
  - ▶ NFL clubs approved the transfer of the Tampa Bay Buccaneers from the estate of the late Hugh Culverhouse to South Florida businessman Malcolm Glazer, March 13.
  - ▶ After a two-year hiatus, the World League of American Football returned to action with six teams in Europe, April 8.
  - ▶ The NFL became the first major sports league to establish a site on the Internet system of on-line computer communication, April 10.
  - ▶ The transfer of the Rams from Los Angeles to St. Louis was approved by a vote of the NFL clubs at a meeting in Dallas, April 12.
  - ▶ ABC's NFL *Monday Night Football* finished the 1994-95 television season as the fifth highest-rated show out of 146 with a 17.8 average rating, the highest finish in the 25-year history of the series, April 18.
  - ▶ The Frankfurt Galaxy defeated the Amsterdam Admirals 26-22 to win the 1995 World Bowl before a crowd of 23,847 in Amsterdam's Olympic Stadium, June 23.
  - ▶ The transfer of the Raiders from Los Angeles to Oakland was approved by a vote of the NFL clubs at a meeting in Chicago, July 22.
  - ▶ Jacksonville Municipal Stadium opened in Jacksonville, Florida before a sold-out crowd of more than 70,000 as the St. Louis Rams defeated the Jacksonville Jaguars 27-10 in their first preseason game, Aug. 18.
  - ▶ NFL Charities and 50 NFL players donated \$1 million to the United Negro College Fund in honor of the fiftieth anniversary of the UNCF and the integration of the modern NFL, Sept. 15.
  - ▶ The Trans World Dome opened in St. Louis with a sold-out crowd of 65,598 as the Rams defeated the Carolina Panthers 28-17, Nov. 12.
  - ▶ On the field, many significant records and milestones were achieved: Miami's Dan

## CHRONOLOGY OF PROFESSIONAL FOOTBALL

Marino surpassed Pro Football Hall of Famer Fran Tarkenton in four major passing categories—attempts, completions, yards, and touchdowns—to become the NFL's all-time career leader. San Francisco's Jerry Rice became the all-time reception and receiving-yardage leader.

### 1996

- ▶ The Dallas Cowboys won their third Super Bowl title in four years when they defeated the Pittsburgh Steelers 27-17 in Super Bowl XXX at Sun Devil Stadium in Tempe, Arizona, Jan. 28.
- ▶ An agreement between the NFL and the city of Cleveland regarding the Cleveland Browns' relocation was approved by a vote of the NFL clubs, Feb. 9. According to the agreement, the city of Cleveland retained the Browns' heritage and records, including the name, logo, colors, history, playing records, trophies, and memorabilia, and committed to building a new 72,000-seat stadium for a reactivated Browns' franchise to begin play there no later than 1999. Art Modell received approval to move his franchise to Baltimore and rename it.
- ▶ The transfer of the Oilers from Houston to Nashville for the 1997 season was approved by a vote of the NFL clubs at a meeting in Atlanta, April 30.
- ▶ The Scottish Claymores defeated the Frankfurt Galaxy 32-27 to win the 1996 World Bowl in front of 38,982 at Murrayfield Stadium in Edinburgh, Scotland, June 23.
- ▶ The NFL returned to Baltimore when the new Baltimore Ravens defeated the Philadelphia Eagles 17-9 in a preseason game before a crowd of 63,804 at Memorial Stadium, Aug. 3.
- ▶ Ericsson Stadium opened in Charlotte, North Carolina with a crowd of 65,350 as the Carolina Panthers defeated the Chicago Bears 30-12 in a preseason game, Aug. 3.
- ▶ Former NFL Commissioner Pete Rozelle died at his home in Rancho Santa Fe, California. Rozelle, regarded as the premier commissioner in sports history, led the NFL for 29 years, from 1960-1989, Dec. 6.

### 1997

- ▶ Indianapolis Colts owner Robert Irsay died from complications related to a stroke he suffered in 1995. Irsay acquired the club in 1972 when he traded his Los Angeles Rams to Carrol Rosenbloom for the Colts. He later moved the Colts from Baltimore to Indianapolis in 1984, Jan. 14.
- ▶ The Green Bay Packers won their first NFL title in 29 years by defeating the New England Patriots 35-21 in Super Bowl XXXI at the Louisiana Superdome in New Orleans, Jan. 26.
- ▶ The rules governing cross-ownership were modified, permitting NFL club owners to also own teams in other sports in their home market or markets without NFL teams. The vote was 24-5 (one abstention) in favor of approval, March 11.
- ▶ Washington Redskins owner Jack Kent Cooke died at his home in Washington, D.C. Cooke became majority owner in 1974 and

the Redskins won three Super Bowls under his leadership, April 6.

- ▶ The Barcelona Dragons defeated the Rhein Fire 38-24 to win the 1997 World Bowl in front of 31,100 fans at Estadi Olímpic de Montjuïc in Barcelona, Spain, June 22.
- ▶ NFL clubs approved the transfer of the Seattle Seahawks from Ken Behring to Paul Allen, Aug. 19.
- ▶ Jack Kent Cooke Stadium opened in Rajlon, Maryland with a crowd of 78,270 as the Washington Redskins defeated the Arizona Cardinals 19-13 in overtime, Sept. 14.
- ▶ The 10,000th regular-season game in NFL history was played when the Seattle Seahawks defeated the Tennessee Oilers 16-13 at the Kingdome in Seattle, Oct. 5.
- ▶ Atlanta Falcons owner Rankin Smith died of heart failure three days prior to his seventy-third birthday. Smith was the founder of the Falcons and was instrumental in bringing Super Bowls XXVIII and XXXIV to Atlanta, Oct. 26.

### 1998

- ▶ The NFL reached agreement on record eight-year television contracts with four networks. ABC (NFL *Monday Night Football*) and FOX (NFC) retained their previous rights, CBS took over the AFC package from NBC, and ESPN won the right to broadcast the entire Sunday night cable package, Jan. 13.
- ▶ The World League was renamed the NFL Europe League, Jan. 22.
- ▶ The Denver Broncos won their first Super Bowl by defeating the defending champion Green Bay Packers 31-24 in Super Bowl XXXII at Qualcomm Stadium in San Diego, Jan. 25.
- ▶ The NFL clubs approved an extension of the Collective Bargaining Agreement through 2003. The extended CBA also created a \$100 million fund for youth football, March 22.
- ▶ The NFL clubs unanimously approved an expansion team for Cleveland to fulfill the commitment to return the Browns to the field in 1999, March 23.
- ▶ The Rhein Fire defeated the Frankfurt Galaxy 34-10 to win the 1998 World Bowl in front of 47,846 fans in Frankfurt's Waldstadion—the biggest crowd to witness a World Bowl since 1991, June 14.
- ▶ NFL clubs approved the transfer of the Minnesota Vikings from a 10-man ownership group to Red McCombs, July 28.
- ▶ The NFL Stadium at Camden Yards opened in Baltimore, Maryland before a crowd of 65,938 as the Baltimore Ravens defeated the Chicago Bears 19-14 in a preseason game, Aug. 8.
- ▶ Raymond James Stadium opened in Tampa, Florida before a crowd of 62,410 as the Tampa Bay Buccaneers defeated the Chicago Bears 27-15, Sept. 20.
- ▶ Tennessee Oilers owner Bud Adams announced the team will change its name to the Tennessee Titans following the 1998 season. The NFL announced that the name Oilers will be retired—a first in league history, Nov. 14.

### 1999

- ▶ The Denver Broncos won their second consecutive Super Bowl title by defeating the NFC champion Atlanta Falcons 34-19 in Super Bowl XXXIII at Pro Player Stadium in Miami, Jan. 31.
- ▶ Jim Pyne, a center allocated by the Detroit Lions, was the first selection of the Cleveland Browns in the 1999 NFL Expansion Draft. The Browns eventually selected 37 players, Feb. 9.
- ▶ CBS Radio/Westwood One agreed to a 3-year extension of their exclusive national radio rights to NFL games, March 11.
- ▶ By a vote of 28-3, the owners adopted an instant replay system as an officiating aid for the 1999 season, March 17.
- ▶ New York Jets owner Leon Hess died from complications of a blood disease. Hess had been involved in the ownership of the Jets since 1963 and was sole owner of the club since 1984, May 9.
- ▶ A group led by Washington area businessman Daniel Snyder is approved by NFL clubs as the new owner of the Washington Redskins at a league meeting in Atlanta, May 25.
- ▶ The Frankfurt Galaxy became the first team in NFL Europe League history to win a second World Bowl by defeating the Barcelona Dragons 38-24 at Rheinstadion, in Dusseldorf, Germany, June 27.
- ▶ The Cleveland Browns returned to the field for the first time since 1995 and defeated the Dallas Cowboys 20-17 in overtime in the annual Hall of Fame Game at Canton, Ohio, Aug. 9.
- ▶ Cleveland Browns Stadium opened in Cleveland, Ohio before a crowd of 71,398 as the Minnesota Vikings defeated the Browns in a preseason game, 24-17, Aug. 21.
- ▶ Adelphia Coliseum opened in Nashville, Tennessee before a crowd of 65,729 with the Tennessee Titans defeating the Atlanta Falcons 17-3 in a preseason game, Aug. 26.
- ▶ Houston, Texas and owner Robert McNair were awarded the NFL's thirty-second franchise in a vote of the NFL clubs at a league meeting in Atlanta. The team will begin play in 2002. The NFL clubs also voted to realign into eight divisions of four teams each for the 2002 season, Oct. 6.
- ▶ Walter Payton, the NFL's all-time leading rusher, died of liver cancer at the age of 45, Nov. 1. The NFL Man of the Year Award, the only NFL award that recognizes a player for his community service activities as well as his excellence on the field, was renamed in his honor shortly after his passing.
- ▶ Former NFL Commissioner Pete Rozelle, who guided a still-developing league to its position today as America's most popular sport, was named by *The Sporting News* as the most powerful person in sports in the 20th Century, Dec. 15.

### 2000

- ▶ New York businessman Robert Wood Johnson IV was approved by NFL clubs as the new owner of the New York Jets at a league meeting, Jan. 18.

## CHRONOLOGY OF PROFESSIONAL FOOTBALL

- ▶ The St. Louis Rams won their first Super Bowl by defeating the AFC champion Tennessee Titans 23-16 in Super Bowl XXXIV at the Georgia Dome in Atlanta, Jan. 30.
  - ▶ For the first time in league history, paid attendance topped 16 million for the regular season and more than 65,000 per game, an increase of 1,300 per game over 1998. Paid attendance for all NFL games increased in 1999 for the third year in a row and was the highest ever in the 80-year history of the league. It marked the first time in league history that the 20-million paid attendance mark was reached for all games in a season, March 27.
  - ▶ The Rhein Fire won their second World Bowl in three years, defeating the Scottish Claymores 13-10 to win World Bowl 2000 in front of 35,680 at Frankfurt's Waldstadion, June 25.
  - ▶ More than 100 of the 136 living members of the Pro Football Hall of Fame gathered to celebrate Pro Football's Greatest Reunion in Canton, Ohio, July 28-31.
  - ▶ Paul Brown Stadium opened in Cincinnati, Ohio with a crowd of 56,180 as the Cincinnati Bengals defeated the Chicago Bears 24-20 in a preseason game, Aug. 19.
  - ▶ Minnesota's Gary Anderson converted a 21-yard field goal against Buffalo to pass George Blanda as the NFL's all-time scoring leader with 2,004 points, Oct. 22.
- 2001**
- ▶ NFL clubs approved additional league-wide revenue sharing at a special league meeting in Dallas. The teams agreed to pool the visiting team share of gate receipts for all preseason and regular-season games and divide the pool equally starting in 2002, Jan. 17.
  - ▶ The Baltimore Ravens won their first Super Bowl by defeating the NFC champion New York Giants 34-7 in Super Bowl XXXV at Raymond James Stadium in Tampa Bay, Jan. 28.
  - ▶ The Sports Business Daily named NFL Commissioner Paul Tagliabue the 2000 Sports Industrialist of the Year, Feb. 28.
  - ▶ NFL owners unanimously approved a realignment plan for the league starting in 2002. With the addition of the Houston Texans, the league's 32 teams will be divided into eight four-team divisions. Seven clubs change divisions, and the Seattle Seahawks change conferences, moving from the AFC to the NFC. A new scheduling format ensures that every team meets every other team in the league at least once every four years, May 22.
  - ▶ The Berlin Thunder won their first World Bowl, defeating the Barcelona Dragons 24-17 to win World Bowl IX in front of 32,116 at Amsterdam ArenA, June 30.
  - ▶ Heinz Field opened in Pittsburgh, Pennsylvania before a crowd of 57,829 with the Pittsburgh Steelers defeating the Detroit Lions 20-7 in a preseason game; and INVESCO Field at Mile High opened in Denver, Colorado before a crowd of 74,063 with the Denver Broncos defeating the New Orleans Saints 31-24 in a preseason game, Aug. 25.
  - ▶ President George W. Bush became the first United States President to be involved in an NFL regular-season pregame coin toss as he helped kick off the 2001 season from the White House. Via satellite, President Bush tossed the coin for the 10 regular-season games that started at 1:00 p.m. ET, Sept. 9.
  - ▶ In the wake of the Sept. 11 terrorist attacks, Commissioner Paul Tagliabue postponed the games scheduled for Sept. 16-17, Sept. 13.
  - ▶ The league's 16-game regular season was retained when the postponed Week 2 games were rescheduled for the weekend of Jan. 6-7, Sept. 18.
  - ▶ The NFL and its game officials agreed to a new six-year Collective Bargaining Agreement, ending a two-week lockout of the regular officials, who returned to work on Sept. 23, Sept. 19.
  - ▶ The NFL announced that the league's prohibition of anabolic steroids and related substances had been strengthened to include supplements containing ephedrine and other high-risk supplements, Sept. 27.
  - ▶ The NFL announced that the Super Bowl would be re-scheduled from Jan. 27 to Feb. 3 in order to retain the full playoff format for the 2001 season. It will be the first Super Bowl played in February, Oct. 3.
  - ▶ President Bush designated Super Bowl XXXVI as a "National Special Security Event," allowing all security for the game to be coordinated by the Secret Service, Nov. 26.
- 2002**
- ▶ The NFL and the NFL Players Association agreed to a fourth extension of the 1993 Collective Bargaining Agreement through 2007, Jan. 7.
  - ▶ In an AFC Wild Card matchup, the Oakland Raiders defeated the New York Jets 38-24 in the NFL's first-ever primetime playoff game, Jan. 12.
  - ▶ In a special meeting in New Orleans, NFL owners voted unanimously to approve the purchase of the Atlanta Falcons to Home Depot co-founder Arthur Blank, Feb. 2.
  - ▶ The New England Patriots won their first Super Bowl by defeating the NFC champion St. Louis Rams 20-17 in Super Bowl XXXVII at the Louisiana Superdome in New Orleans. The game marked the first time in Super Bowl history that the winning points came on the final play, a 48-yard field goal by Patriots kicker Adam Vinatieri, Feb. 3.
  - ▶ Tony Boselli, a five-time Pro Bowl tackle allocated by the Jacksonville Jaguars, was the first selection of the Houston Texans in the 2002 NFL Expansion Draft. The Texans selected 19 players, Feb. 18.
  - ▶ The NFL and Westwood One/CBS Radio Sports announced the renewal of a multi-year agreement for Westwood One/CBS Radio Sports to continue as the exclusive network radio home of the NFL, April 9.
  - ▶ NFL Europe kicked off its tenth season with a record 254 players allocated by NFL clubs, April 13-14.
  - ▶ The Berlin Thunder became the first team to win consecutive World Bowls, defeating the Rhein Fire 26-20 to win World Bowl X in front of 53,109 fans at Rheinstadion, June 22.
  - ▶ Seahawks Stadium opened in Seattle, Washington with an attendance of 52,902 fans as the Indianapolis Colts defeated the Seattle Seahawks 28-10 in a preseason game, Aug. 10.
  - ▶ Gillette Stadium opened in Foxboro, Massachusetts with a crowd of 68,436 fans as the New England Patriots defeated the Philadelphia Eagles 16-15 in a preseason game, Aug. 17.
  - ▶ Reliant Stadium opened in Houston, Texas with 69,432 fans in attendance, the largest non-Super Bowl crowd to ever watch an NFL game in Houston as the Miami Dolphins defeated the Houston Texans 24-3 in a preseason game, Aug. 24.
  - ▶ For the first time, the NFL season kicked off on a Thursday night in prime time as the San Francisco 49ers defeated the New York Giants 16-13 at Giants Stadium. The game was preceded by "NFL Kickoff Live From Times Square," presented by New York City and the NFL, a football and music festival honoring the resilient spirit of New York and America, Sept. 5.
  - ▶ Week 1 of the 2002 season produced the highest-scoring and most competitive Kickoff Weekend in NFL history. The 16 games averaged 49.3 points per game. A total of 788 points and 89 touchdowns were scored, the most in league history for an opening weekend. Eleven of the 16 games were decided by one score (eight points or less), a Kickoff Weekend record, Sept. 5-9.
  - ▶ Oakland Raiders wide receiver Jerry Rice became the all-time leader in yards from scrimmage, surpassing Pro Football Hall of Fame running back Walter Payton (21,281 yards), Sept. 29.
  - ▶ Cleveland Browns owner Al Lerner, the NFL Finance Committee Chairman and Chairman and CEO of MBNA Corporation, died at the age of 69, Oct. 23.
  - ▶ Dallas Cowboys running back Emmitt Smith became the NFL's all-time rushing leader, surpassing Pro Football Hall of Fame running back Walter Payton (16,726 yards), Oct. 27.
  - ▶ The NFL and NFLPA announced the creation of USA Football, the first national advocacy organization representing all levels of amateur football, Dec. 5.
  - ▶ NFL clubs implemented an expanded program to promote diversity in their coaching and front office ranks based upon recommendations of the NFL Committee on Workplace Diversity, Dec. 19. The committee, appointed by Commissioner Tagliabue on Oct. 31, comprised 10 owners and team executives with Pittsburgh Steelers owner Dan Rooney serving as chairman.
  - ▶ The 2002 season concluded with 25 overtime games, the most in NFL history, Dec. 30.

## CHRONOLOGY OF PROFESSIONAL FOOTBALL

### 2003

- ▶ The Tampa Bay Buccaneers won their first Super Bowl, defeating the Oakland Raiders 48-21 in Super Bowl XXXVII at Qualcomm Stadium in San Diego, Jan. 26.
- ▶ Chicago Bears chairman emeritus Edward W. McCaskey died at the age of 83, April 8.
- ▶ The Frankfurt Galaxy became the first team to win three World Bowls, defeating the Rhein Fire 35-16 at World Bowl XI in front of 28,138 fans at Hampden Park, June 14.
- ▶ Tex Schramm, the legendary team president and general manager of the Dallas Cowboys and a member of the Pro Football Hall of Fame, died at the age of 83, July 15.
- ▶ Lincoln Financial Field opened in Philadelphia with 66,279 fans as the New England Patriots defeated the Philadelphia Eagles 24-12 in a preseason game, Aug. 22.
- ▶ A renovated Lambeau Field opened in Green Bay, Wisconsin with a crowd of 69,831 fans as the Carolina Panthers defeated the Green Bay Packers 20-7 in a preseason game, Aug. 23.
- ▶ A renovated Soldier Field opened in Chicago with 61,500 fans as the Green Bay Packers defeated the Chicago Bears 38-23 in a regular-season game on ABC's *NFL Monday Night Football*, Sept. 29.
- ▶ NFL Network, the first 24-hour, year-round television channel dedicated to the NFL and the sport of football, launched on DirecTV, Nov. 4.

### 2004

- ▶ The New England Patriots won their second title in three years by defeating the Carolina Panthers 32-29 in Super Bowl XXXVIII at Houston's Reliant Stadium, Feb. 1.
- ▶ By a vote of 29-3, NFL owners extended the instant replay system for another five seasons through 2008, March 30.
- ▶ Steve Bisciotti took over as the controlling owner of the Baltimore Ravens, succeeding Art Modell, who operated the franchise for 43 years, April 8.
- ▶ Former Arizona Cardinals safety Pat Tillman was killed in a firefight while on combat patrol with the U.S. Army Rangers in Afghanistan, April 22.
- ▶ A federal appeals court formally ruled in favor of the NFL's draft eligibility rule in Maurice Clarett's lawsuit, citing federal labor policy in permitting the NFL and the Players Association to set rules for when players can enter the league, May 24.
- ▶ The Berlin Thunder defeated the Frankfurt Galaxy 30-24 in World Bowl XII in front of 35,413 fans at Arena AufSchalke, June 12.
- ▶ The New England Patriots defeated the New York Jets 13-7 for their NFL-record 18th consecutive regular-season victory, Oct. 24.
- ▶ The NFL reached an agreement on six-year contract extensions with two of its network television partners—CBS and FOX—to run through the 2011 season, Nov. 8.
- ▶ The NFL and DirecTV announced a five-year extension on the NFL Sunday Ticket subscription television package to run through the 2010 season, Nov. 8.
- ▶ NFL Europe named the Hamburg Sea Devils as its newest team, Nov. 24.

### 2005

- ▶ Indianapolis Colts quarterback Peyton Manning set the NFL single-season record with 49 touchdown passes, Jan. 2.
- ▶ The New England Patriots became the second team in NFL history to win three Super Bowls in four seasons by defeating the Philadelphia Eagles 24-21 in Super Bowl XXXIX at ALLTEL Stadium in Jacksonville, Feb. 6.
- ▶ The Pat Tillman USO Center opened in Afghanistan. The NFL donated \$250,000 to the USO to honor the memory of the former Arizona Cardinals player who died in Afghanistan while serving in the U.S. Army, April 1.
- ▶ The NFL reached long-term agreements for its Sunday and Monday primetime TV packages. NBC returned to the NFL by acquiring the Sunday night package for six years (2006-2011). ESPN agreed on an eight-year deal to televise *Monday Night Football* from 2006-2013, April 18.
- ▶ The NFL strengthened its steroids program by adopting the Olympic testosterone testing standard, tripling the number of times a player can be randomly tested during the offseason from two to six, adding substances to the list of banned substances, and putting new language in the policy to allow for testing of designer drugs and other substances that may have evaded detection, April 27.
- ▶ NFL owners voted unanimously to approve the sale of the Minnesota Vikings to real-estate developer Zygi Wilf, May 25.
- ▶ The Amsterdam Admirals defeated the Berlin Thunder 27-21 to win World Bowl XIII in front of 35,134 fans at LTU Arena in Dusseldorf, Germany, June 11.
- ▶ The NFL designated Sept. 18-19 as "Hurricane Relief Weekend," which concluded with a telethon in conjunction with a *Monday Night Football* doubleheader on ABC and ESPN. The New York Giants-New Orleans Saints game, originally scheduled for the Louisiana Superdome, was moved to Giants Stadium following Hurricane Katrina. In total, the NFL, its owners, teams, players, and fans contributed \$21 million to aid the Hurricane Katrina rebuilding effort, Sept. 19.
- ▶ An NFL record 103,467 fans attended the Arizona Cardinals' 31-14 victory over San Francisco at Mexico City's Azteca Stadium, the first-ever regular-season NFL game played outside the United States, Oct. 2.
- ▶ Wellington Mara, the New York Giants' president and co-chief executive officer, died at the age of 89, Oct. 25.
- ▶ Preston Robert Tisch, the Giants' chairman and co-chief executive officer, died at the age of 79, Nov. 15.

### 2006

- ▶ The NFL announced that NFL Network would begin airing a "Road To The Playoffs" package of eight primetime regular season NFL games starting in 2006, Jan. 28.
- ▶ The Pittsburgh Steelers won their fifth Super Bowl, defeating the Seattle Seahawks 21-10 in Super Bowl XL at Ford Field in Detroit, Michigan, Feb. 5.

- ▶ The NFL clubs approved an extension of the Collective Bargaining Agreement through 2012, March 8.
- ▶ Commissioner Tagliabue announced his decision to retire by the end of July. The NFL enjoyed an era of unrivaled prosperity in the Tagliabue Era, including labor peace throughout his 17-year tenure, March 20.
- ▶ NFL clubs unanimously decided to return the name of the official game ball to "The Duke" in honor of the late New York Giants owner Wellington Mara, March 27.
- ▶ The Amsterdam Admirals defeated the Berlin Thunder 22-7 to win World Bowl XIV in front of 36,286 fans at LTU Arena in Dusseldorf, Germany, May 27.
- ▶ Roger Goodell became the eighth chief executive of the NFL on Aug. 8 when he was chosen to succeed Paul Tagliabue as commissioner by a unanimous vote of the clubs at a three-day meeting in Chicago, Illinois. The transfer from Commissioner Tagliabue to Commissioner Goodell took place at 6:00 A.M. on Friday, Sept. 1.
- ▶ Cardinals Stadium opened in Glendale, Arizona with a crowd of 63,400 fans on Aug. 12 as the Arizona Cardinals defeated the Pittsburgh Steelers 21-13 in a preseason game. The facility was later renamed University of Phoenix Stadium on Sept. 26.
- ▶ President George W. Bush signed into law HR 4954, which included the Internet Gambling Prohibition and Enforcement Act. The bill prohibits online gamblers from using credit cards, checks and electronic fund transfers to place and settle bets, strengthening enforcement of federal and state gambling laws that had been evaded by overseas gambling operations using the Internet, Oct. 13.
- ▶ NFL owners approved a resolution to stage a limited number of international regular-season games—up to two per season—beginning in 2007 and continuing through 2011, Oct. 24.
- ▶ The NFL Network broadcast its first-ever regular-season game as the Kansas City Chiefs defeated the Denver Broncos 19-10 at Arrowhead Stadium on Thanksgiving night, Nov. 23.
- ▶ San Diego Chargers running back LaDainian Tomlinson set the NFL single-season record for touchdowns with 29 on Dec. 10. He finished the season with 31 touchdowns and also set a single-season record for points with 186.
- ▶ Lamar Hunt, founder of the Kansas City Chiefs and the American Football League, died at the age of 74, Dec. 13.

### 2007

- ▶ The Indianapolis Colts won their second Super Bowl, defeating the Chicago Bears 29-17 in Super Bowl XLI at Dolphin Stadium in South Florida, Feb. 4. Both teams were coached by African-Americans: Tony Dungy of the Colts and Lovie Smith of the Bears.
- ▶ NFL clubs approved additional league-wide revenue sharing at a league meeting in Phoenix, Arizona. The teams agreed to redistribute up to \$430 million over a four-year span, retroactive to 2006, March 26.

## CHRONOLOGY OF PROFESSIONAL FOOTBALL

- ▶ The NFL announced changes to its long-standing personal conduct policy and programs for players, coaches, and other team and league employees. The modifications focus on expanded educational and support programs in addition to increased levels of discipline for violations of the policy, April 10.
  - ▶ The NFL, NFL Players Association, NFL Retired Players Association, NFL Alumni Association, NFL Charities and Pro Football Hall of Fame formed the first-ever Alliance to coordinate medical support services for former players, May 22.
  - ▶ The Hamburg Sea Devils defeated the Frankfurt Galaxy 37-28 to win World Bowl XV in front of 48,125 fans at Commerzbank-Arena in Frankfurt, Germany, June 23.
  - ▶ The NFL announced it will focus its international business strategy on reaching the widest possible global audience, including the staging of international regular-season games, and discontinued NFL Europa after 15 seasons of operation, June 29.
  - ▶ NFL owners unanimously approved \$10 million in additional Alliance funding for retired players to help pay for joint replacement surgeries and other medical assistance, supplementing the initial \$7 million committed in July by Alliance members, Oct. 24.
  - ▶ The New York Giants defeated the Miami Dolphins 13-10 at London's in front of 81,176 fans at Wembley Stadium in the first regular-season game played outside of North America, Oct. 28.
  - ▶ On the field in the 2007 season, many significant records and milestones were achieved: Green Bay quarterback Brett Favre surpassed Pro Football Hall of Famer Dan Marino in both passing categories—touchdowns and yards—to become the NFL's all-time career leader. Patriots quarterback Tom Brady set the single-season record with 50 touchdown passes, including 23 to wide receiver Randy Moss—also a record. New England, which became the first team ever to finish 16-0 in the regular season, scored a record 589 points.
- 2008**
- ▶ The NFL, United States Olympic Committee, United States Anti-Doping Agency and MLB announced a partnership to form a clean competition anti-doping research collaborative, Jan. 10.
  - ▶ Georgia Frontiere, majority owner of the St. Louis Rams, died at the age of 80, Jan. 18.
  - ▶ The NFL announced it will stage a regular-season game in the United Kingdom during each of the next three seasons, beginning with the New Orleans Saints hosting the San Diego Chargers on Oct. 26, 2008 at London's Wembley Stadium, Feb. 1.
  - ▶ The New York Giants scored with 35 seconds remaining to win their third Super Bowl, defeating the New England Patriots 17-14 in Super Bowl XLII at University of Phoenix Stadium in Glendale, Arizona, Feb. 3.
  - ▶ The NFL set an all-time paid attendance record in 2007 for the sixth consecutive season. Attendance for all 2007 games was 22,256,502, an increase of 56,790 over the previous mark. The Washington Redskins set an all-time NFL regular-season home paid attendance record of 711,471 for eight games, breaking their own record of 708,852 in 2006.
  - ▶ NFL clubs voted unanimously to exercise their option to shorten by two years the current Collective Bargaining Agreement, which now will run through the 2010 season and 2011 NFL Draft, May 20.
  - ▶ Lucas Oil Stadium opened in Indianapolis, Indiana with a crowd of 65,333 as the Buffalo Bills defeated the Indianapolis Colts by a score of 20-7 in a preseason game, Aug. 24.
  - ▶ The NFL established a new fan code of conduct to help support a positive fan environment at all NFL stadiums, Aug. 5.
  - ▶ NFLPA Executive Director and Pro Football Hall of Famer Gene Upshaw died at the age of 63, Aug. 20.
  - ▶ For the first time, an NFL game was broadcast on NBC and also streamed live in its entirety to fans on the Internet via NFL.com and NBCSports.com as the Giants beat the Redskins 16-7 in the 2009 NFL Kickoff game, Sept. 4.
  - ▶ Owners approved a restructured ownership plan for the Pittsburgh Steelers that will keep the team under the control of chairman Dan Rooney and team president Art Rooney II, Dec. 17.
  - ▶ The NFL announced that the 2010 Pro Bowl will be played a week prior to Super Bowl XLIV on Sunday, Jan. 31, 2010. Both games will be played in South Florida, Dec. 30.
  - ▶ In the 256 regular-season games of 2008, 44.1 points per game were scored—the highest average since 1970.
- 2009**
- ▶ Stephen M. Ross purchased an additional 45 percent of the Miami Dolphins from Wayne Huizenga and became the team's managing partner. Coupled with his April 1, 2008 purchase of 50 percent of the franchise, the stadium, and the excess developable land, Ross now owns 95 percent of the Dolphins and the stadium while Huizenga retains a five percent share of both and remains a 50 percent partner in that land, Jan. 20.
  - ▶ The NFL re-named its minority coaching internship program the Bill Walsh NFL Minority Coaching Fellowship, honoring the Pro Football Hall of Fame coach who conceived of the program, Jan. 29.
  - ▶ The Pittsburgh Steelers scored a touchdown with 42 seconds remaining to claim their NFL-record sixth Super Bowl title, defeating the Arizona Cardinals 27-23 in Super Bowl XLIII at Raymond James Stadium in Tampa Bay, Feb. 1.
  - ▶ The NFL and Westwood One announced a new two-year agreement for Westwood One to continue as the exclusive network radio partner of the NFL, March 12.
  - ▶ The NFLPA selected Washington-based attorney DeMaurice Smith as its new executive director, March 16.
  - ▶ The NFL and DIRECTV announced an agreement to extend DIRECTV's rights to carry NFL Sunday Ticket through the 2014 season, March 23.
  - ▶ The NFL reached an agreement on two-year contract extensions with two of its network television partners – CBS and FOX – to run through the 2013 season, May 19.
  - ▶ The NFL extended by two years its broadcast partnership with NBC to televise the Sunday night package through the 2013 season, Aug. 19.
  - ▶ Cowboys Stadium opened in Arlington, Texas with a crowd of 75,720 as the Dallas Cowboys defeated the Tennessee Titans by a score of 30-10 in a preseason game, Aug. 21.
  - ▶ The NFL announced games that were blacked out in home team markets during the 2009 season would be shown on NFL.com in their entirety on a delayed basis, Sept. 10.
  - ▶ The NFL launched a new "Red Zone Channel," offering fans crucial live action cut-ins of all Sunday afternoon games, Sept. 13.
  - ▶ Pro Football Hall of Fame head coach and broadcaster John Madden was appointed special advisor to Commissioner Goodell, Sept. 10.
  - ▶ NFL appointed former head coach Tony Dungy to lead a new NFL Player Advisory Forum and serve as a special advisor to Commissioner Goodell, Nov. 19.
  - ▶ Commissioner Goodell notified NFL teams of new and expanded guidelines on return-to-play for any player who sustains a concussion, Dec. 2.
- 2010**
- ▶ For the first time, the Pro Bowl was played in the Super Bowl city the week before the Super Bowl, as the AFC All-Stars beat the NFC All-Stars 41-34 in the 2010 Pro Bowl at Sun Life Stadium in South Florida. The game drew 70,697 fans – the highest attendance for a Pro Bowl since 1959, Jan. 31.
  - ▶ The New Orleans Saints won their first Super Bowl title, defeating the Indianapolis Colts 31-17 in Super Bowl XLIV at Sun Life Stadium in South Florida, Feb. 7.
  - ▶ Dr. Hunt Batjer of Northwestern University Feinberg School of Medicine and Dr. Richard G. Ellenbogen of the University of Washington School of Medicine were named co-chairs of the NFL Head, Neck and Spine Medical Committee, March 16.
  - ▶ NFL owners voted to amend postseason overtime rules to a modified sudden death format, guaranteeing at least one possession for each club if the receiving team fails to score a touchdown on its first overtime possession, March 23.
  - ▶ The NFL and NFL Alumni Association announced a new neurological care program for retired players, one of a series of NFL initiatives addressing the quality of life of retired players, March 24.
  - ▶ NFL rules changes emphasized additional player safety. Protection for defenseless players was standardized and expanded, protecting a player who has just completed a catch from blows to the head or neck by an opponent who launches. Additional protec-

## CHRONOLOGY OF PROFESSIONAL FOOTBALL

tion was also given to longsnappers. Play will now stop if a ball carrier's helmet is removed, March 24.

- ▶ The NFL Draft debuted a new three-day format, with the first two days broadcast in primetime. A record combined total of 45.4 million viewers tuned in to watch the 75th NFL Draft on NFL Network, ESPN and ESPN2, April 22-24.
- ▶ New Meadowlands Stadium opened in East Rutherford, N.J., as the New York Giants defeat the New York Jets by a score of 31-16 in a preseason game, Aug. 16.
- ▶ Stan Kroenke purchased an additional 60 percent of the St. Louis Rams from the Rosenbloom family and became the team's sole owner and chairman, Aug. 25.
- ▶ A renovated Arrowhead Stadium opened in Kansas City, Missouri as the Philadelphia Eagles defeated the Kansas City Chiefs 20-17 in a preseason game, Aug. 27.
- ▶ A poster created by the NFL and the Centers for Disease Control and Prevention (CDC) to help educate young athletes on concussions was released to the public. The poster, similar to one on display in NFL locker rooms, stresses the importance of recognizing a concussion, taking time to recover, and not returning to play too soon, Oct. 11.
- ▶ The NFL, NFL Alumni and Gay Culverhouse Players' Outreach Program announced a partnership to expand services for retired NFL players. The outreach program identifies retired players in need, ensuring they receive comprehensive medical evaluations and assistance in applying for the expanded benefits and services created in recent years by the NFL, Oct. 12.
- ▶ Commissioner Roger Goodell notified NFL teams that more significant discipline, including suspensions, would be imposed on players that strike an opponent in the head or neck area in violation of the rules, Oct. 20.
- ▶ The NFL and Westwood One Radio announced the renewal of a multi-year agreement for Westwood One to continue as the exclusive network radio home of the NFL, Dec. 22.

### 2011

- ▶ The NFL appointed Pro Football Hall of Famers Ronnie Lott and John Madden as co-chairs of a new Player Safety Advisory Panel. The panel provides recommendations on a variety of safety-related football matters, while taking a long-term view towards making the game safer at every level of the sport, Jan. 4.
- ▶ The Green Bay Packers won their fourth Super Bowl title, defeating the Pittsburgh Steelers 31-25 in Super Bowl XLV at Cowboys Stadium in North Texas, Feb. 6.
- ▶ The NFL Head, Neck and Spine Committee announced a new standardized sideline concussion assessment protocol for team medical personnel. The new protocol includes a symptom checklist, limited neurological examination and balance assessment, Feb. 25.
- ▶ On the steps of the Pro Football Hall of Fame in Canton, Ohio, Commissioner

Goodell & NFLPA Executive Director DeMaurice Smith formally announced a comprehensive settlement of litigation and signed a new 10-year Collective Bargaining Agreement, Aug. 4. The agreement included additional funding for player alumni of \$1 billion, including a \$620 million "Legacy Fund" to increase benefits for pre-1993 retirees.

- ▶ A record 107.4 million fans tuned into Kickoff Weekend games on CBS, ESPN, FOX and NBC, Sept. 8, 11-12.
- ▶ The NFL announced an eight-year extension of its contract with ESPN for the broadcast rights to *Monday Night Football* through the 2021 season, Sept. 8.
- ▶ NFL teams, players and fans remembered the courage and resilience that followed the events of Sept. 11, 2001 with special tributes in each stadium and on television during all games on Sunday, Sept. 11.
- ▶ Al Davis, the Oakland Raiders' owner and Pro Football Hall of Famer, died at the age of 82, Oct. 8.
- ▶ NFL owners approved a resolution to continue playing regular-season games in the United Kingdom through the 2016 season, Oct. 11.
- ▶ The NFL reached an agreement on nine-year contract extensions of its Sunday broadcast television packages with CBS, FOX and NBC to run through the 2022 season, Dec. 14. The agreements also enabled the NFL to expand its Thursday night package of games on NFL Network, which increased from eight to 13 games for the 2012 season.
- ▶ NFL clubs unanimously approved the majority ownership transfer of the Jacksonville Jaguars from Wayne Weaver to businessman Shahid Khan at a meeting in Dallas, Dec. 14.

### 2012

- ▶ NFL clubs extended Commissioner Goodell's contract through March 31, 2019, Jan. 25.
- ▶ The New York Giants won their fourth Super Bowl title, defeating the New England Patriots 21-17 in Super Bowl XLVI at Lucas Oil Stadium in Indianapolis, Feb. 5.
- ▶ The NFL announced a new comprehensive health program, NFL Total Wellness, for former and current players to provide additional resources for physical and mental health issues, July 26.
- ▶ Art Modell, former owner of the Cleveland Browns-Baltimore Ravens franchise and longtime chairman of the NFL's Broadcast Committee, died at the age of 87, Sept. 6.
- ▶ NFL Network's Thursday Night Football schedule was expanded from eight to 13 regular-season games, debuting with the Green Bay Packers' 23-10 victory against the Chicago Bears, Sept. 13.
- ▶ The NFL announced an extension of its exclusive radio broadcast agreement with Dial Global through the 2017 season, Sept. 20.
- ▶ NFL Films President Steve Sabol died at the age of 69, Sept. 18.
- ▶ The NFL and its game officials agreed to a new eight-year Collective Bargaining

Agreement, ending a four-month dispute. The union officials returned to work for Week 4, Sept. 27.

- ▶ NFL clubs unanimously approved the majority ownership transfer of the Cleveland Browns from Randy Lerner to Jimmy Haslam at a meeting in Chicago, Oct. 16.
- ▶ The NFL announced the formation of the National Football League Foundation to focus on youth football, health and safety, and community, Dec. 12. The newly created Foundation resulted from the restructuring of the NFL's previous charitable arms – NFL Charities and the NFL Youth Football Fund.

### 2013

- ▶ The Baltimore Ravens won their second Super Bowl, defeating the San Francisco 49ers 34-31 in Super Bowl XLVII at the Mercedes-Benz Superdome in New Orleans, Feb. 3.
- ▶ GE and the NFL announced the Head Health Initiative, a four-year, \$60 million collaboration to advance diagnostic tools for treating concussions and the development of new materials for head protection, March 11.
- ▶ Tennessee Titans owner K.S. "Bud" Adams, Jr. a founding member of the AFL, died at the age of 90, Oct. 21.
- ▶ On the field, many all-time records were set: 11,985 points were scored, the most of any season in NFL history; games averaged an all-time high 697.0 total net yards per game; and Denver's Peyton Manning passed for 5,477 yards and 55 touchdowns.

### 2014

- ▶ The 2014 Pro Bowl introduced a new format for the NFL's All-Star Game, including a draft to determine rosters and major playing rules adjustments. Pro Football Hall of Famers Jerry Rice and Deion Sanders served as team captains. Team Rice defeated Team Sanders 22-21 at Aloha Stadium in Honolulu, Hawaii, Jan. 26.
- ▶ The Seattle Seahawks won their first Super Bowl, defeating the Denver Broncos 43-8 in Super Bowl XLVIII at MetLife Stadium in the first New York-New Jersey Super Bowl, Feb. 2.
- ▶ Buffalo Bills owner Ralph Wilson, Jr., a founding member of the AFL, died at the age of 95, March 25.
- ▶ In addition to its Sunday afternoon package, CBS acquired the rights to broadcast early-season primetime Thursday Night Football games, simulcast by NFL Network, for the 2014 season, Feb. 5. NFL Network retained exclusive rights to late-season TNF games.
- ▶ Malcolm Glazer, the owner and president of the Tampa Bay Buccaneers, died at the age of 85, May 28.
- ▶ Prior to the official kickoff of the 2014 regular season, the NFL launched its next generation video service, NFL Now, providing fans personalized access to the largest digital library of NFL video anywhere, accessible through apps and browsers across an array of Internet-connected devices, Sept. 4.
- ▶ NFL personnel began using Microsoft Surface tablets on sidelines during games to

## CHRONOLOGY OF PROFESSIONAL FOOTBALL

enhance on-field communications, photo viewing and play calling, giving coaches, players and other personnel the technology they need to improve decision-making and on-field performance, Sept. 5.

- ▶ The NFL and DIRECTV announced a new multi-year agreement to extend and expand DIRECTV's exclusive rights to carry NFL SUNDAY TICKET and its package of every Sunday afternoon out-of-market games.
- ▶ NFL teams unanimously endorsed a revised and strengthened Personal Conduct Policy for all NFL employees. The policy was developed after discussions with experts inside and outside of the NFL, including current and former players, the NFL Players Association, domestic violence/sexual assault experts and advocates, law enforcement officials, academic experts, and business leaders. The new policy lays out a clear series of steps to be taken when there is an incident that requires review, Dec. 10.
- ▶ Commissioner Goodell appointed a new league Conduct Committee comprised of representatives of NFL ownership that will review the Personal Conduct Policy annually and recommend appropriate changes.

### 2015

- ▶ The NFL and CBS agreed to continue a partnership to produce and televise Thursday Night Football for the 2015 season, Jan. 18. CBS will broadcast the first eight TNF games, also simulcast on NFL Network. NFL Network will exclusively televise eight games in the run-up to the playoffs.
- ▶ The New England Patriots won their fourth Super Bowl, defeating the Seattle Seahawks 28-24 in Super Bowl XLIX at University of Phoenix Stadium in Arizona. Viewed by an average audience of 114.4 million viewers, it was the most-watched program in U.S. television history, Feb. 1.
- ▶ Sarah Thomas became the first female to be assigned full-time to an NFL officiating crew, April 8.
- ▶ NFL clubs at the league's spring meeting in San Francisco adopted a change to the Try for Point After Touchdown (PAT) rule in an attempt to add skill and excitement to the extra play following touchdowns. The new rule: 1. Moves the kicking spot to the defensive team's 15-yard line; 2. Places the two-point conversion spot at the defensive team's two-yard line; and 3. Gives the defensive team the opportunity to return a blocked kick, fumble or interception for a score of two points, May 19.
- ▶ The NFL and Yahoo! announced an exclusive partnership to deliver the first-ever live stream of an NFL game to a global audience across devices and for free, June 3. The partnership brought the NFL's scheduled 2015 International Series game in London, between the Buffalo Bills and Jacksonville Jaguars on Oct. 25, to Yahoo! properties globally, which attract more than one billion monthly users.
- ▶ The NFL announced a \$2.5 million foundation donation to UW Medicine to establish the first-of-its-kind Sports Health and Safety

Institute to advance research, education and advocacy for the prevention and treatment of sports-related concussions, Aug. 14.

- ▶ NFL clubs approved a commitment to play international regular-season games through 2025 and broadens the league's opportunity to play games in countries other than the United Kingdom at a league meeting in New York, Oct. 7.
- ▶ The NFL and SiriusXM announced a six-year extension of their satellite broadcasting and marketing agreement, Oct. 7. SiriusXM will continue to feature every NFL game live nationwide from the preseason through Super Bowl LVI in 2022.
- ▶ The NFL hosted the Second Annual International Professional Sports Concussion Research Think Tank in London, which served as a platform for leading scientific and medical experts from pre-eminent international sports organizations to propose ideas for future research collaborations and to share best practices and progress made in the areas of concussion diagnosis, protocols, management and treatment, Oct. 24. During the Think Tank, the NFL and International Concussion and Head Injury Research Foundation (ICHIRF) announced a partnership to fund research investigating the potential long-term effects and risk factors associated with concussion in sports.

### 2016

- ▶ The transfer of the Rams from St. Louis to Los Angeles for the 2016 season was approved by a vote of NFL clubs at a meeting in Houston, Jan. 12.
- ▶ The NFL announced expansion of Thursday Night Football for the 2016 and 2017 seasons, continuing its partnership with CBS while also adding NBC as a partner, Feb. 1. Both CBS and NBC will broadcast five Thursday Night Football games, growing the package to 10 broadcast games.
- ▶ The Denver Broncos won their third Super Bowl, defeating the Carolina Panthers 24-10 in Super Bowl 50 at Levi's® Stadium in Santa Clara, Calif., Feb. 7.
- ▶ The NFL and Twitter announced a partnership to deliver a live digital stream of Thursday Night Football to a global audience for free during the course of the 2016 season, April 5. Twitter will stream the 10 games broadcast by NBC and CBS, which will also be simulcast on NFL Network, securing the league's "Tri-Cast" distribution model of broadcast (NBC/CBS), cable (NFL Network), and digital (Twitter).
- ▶ The NFL returned to Mexico City for the first time since 2005, as the Houston Texans and Oakland Raiders met at Estadio Azteca in the first-ever *Monday Night Football* game to be played outside of the United States, Nov. 21.
- ▶ For the first time, the Pro Bowl was played at Camping World Stadium in Orlando, Florida, and featured a return to the traditional AFC vs. NFC game format following three years using a revised, "unconferenced" format. Pro Bowl practices were held alongside youth football competitions, activities and

fan events at the ESPN Wide World of Sports Complex at Walt Disney World Resort.

- ▶ On the field, the NFL featured 72 games won by teams that trailed in the fourth quarter of 2016, the most such games in NFL history, surpassing the previous high of 70 (1989).

### 2017

- ▶ The Chargers exercised their option to move from San Diego to Los Angeles for the 2017 season, Jan. 12.
- ▶ The New England Patriots defeated the Atlanta Falcons 34-28 in Super Bowl LI in the first Super Bowl to go to overtime. Patriots quarterback Tom Brady became the only player in NFL history to win four Super Bowl Most Valuable Player Awards, setting Super Bowl single-game records in pass attempts, completions and passing yards, Feb. 5.
- ▶ The NFL reached an agreement with Amazon Prime as its exclusive partner to deliver a live digital stream of Thursday Night Football to a global audience across devices during the 2017 season. Amazon Prime Video will stream the 10 Thursday Night Football games broadcast by NBC and CBS, which will also be simulcast on NFL Network, once again securing the league's "Tri-Cast" model of broadcast (NBC/CBS), cable (NFL Network), and digital (Amazon Prime Video) distribution.
- ▶ The NFL committed to play four regular-season games in London in 2017, with two games played at both Wembley Stadium and Twickenham Stadium. NFL clubs at the league's annual meeting approved the future relocation of the Oakland Raiders to Las Vegas, March 27.
- ▶ NFL clubs at the league's annual meeting approved a rule stating that instant replay rulings during NFL games will be made by members of the league's officiating department stationed in New York, March 27.
- ▶ Sideline replay monitors are replaced with hand-held devices. In an effort to increase player safety, NFL clubs at the league's annual meeting adopted rules eliminating the "leaper" block attempt on field goal and extra point plays, prohibiting crackback blocks by a backfield player who is in motion, and giving a receiver running a pass route defenseless player protection.
- ▶ Pittsburgh Steelers owner Dan Rooney, a member of the Pro Football Hall of Fame, died at the age of 84, April 13.
- ▶ NFL clubs at the league's spring meeting in Chicago adopted a rule shortening the overtime period in the preseason and regular season from 15 to 10 minutes, May 23.
- ▶ NFL owners voted to move Super Bowl LV from Los Angeles to Tampa Bay. Super Bowl LVI will be held in Los Angeles, May 23.
- ▶ The NFL committed to play three regular-season games in London and one in Mexico City in 2018. In November, the NFL and Mexico's Ministry of Tourism announced an agreement to play three NFL regular-season games from 2019 to 2021.

## CHRONOLOGY OF PROFESSIONAL FOOTBALL

- ▶ New Orleans Saints quarterback Drew Brees completed 386 of 536 pass attempts for an NFL-record 72.0 completion percentage.
- ▶ New England Patriots quarterback Tom Brady led the NFL with 4,577 passing yards at age 40, becoming the oldest player in NFL history to lead the league in passing yards. Brady was named the Associated Press Most Valuable Player for the third time in his career, tied for the second most in league history.

### 2018

- ▶ The NFL announced a joint player and ownership committee focused on social justice and debuted a new campaign, Let's Listen Together, highlighting the player-led work on social and racial equality. The NFL Foundation also launched a new grant for active and retired players who develop social justice programming or partner with local non-profit organizations committed to this work, Jan. 23.
- ▶ The NFL reached an agreement with FOX Sports to broadcast the next five seasons of Thursday Night Football beginning with the 2018 season. The agreement awards FOX Sports with a five-year deal that includes 11 games between Weeks 4-15 (excluding Thanksgiving night) to be broadcast on FOX, simulcast via NFL Network, and distributed in Spanish on FOX Deportes, Jan. 31.
- ▶ The Philadelphia Eagles defeated the New England Patriots 41-33 in Super Bowl LII to earn their first Super Bowl title in franchise history. Eagles quarterback Nick Foles was named MVP after becoming the first player in NFL history with a touchdown pass and a touchdown catch in a Super Bowl. Philadelphia and New England combined for 1,151 yards in Super Bowl LII, the highest total in any game in league history, Feb. 4.
- ▶ New Orleans Saints owner Tom Benson died at the age of 90, March 15.
- ▶ In an effort to take unnecessary risk out of the game and improve player safety, NFL clubs at the league's annual meeting adopted rules that make lowering the head to initiate contact with the helmet a foul. The standard for a catch is also changed, March 28.
- ▶ The NFL reached an agreement to renew its exclusive partnership with Amazon Prime Video to deliver a live OTT digital stream of Thursday Night Football to a global audience across devices during the 2018 and 2019 NFL Seasons, April 26.
- ▶ NFL clubs approved the majority ownership transfer of the Carolina Panthers from Jerry Richardson to David Pepper, May 22.
- ▶ NFL clubs adopted changes to the kickoff, including the following: the kickoff team must have at least five players on each side of the ball; the kickoff team cannot line up more than one yard from the restraining line; at least two players must be lined up outside the yard-line number and two players between the inbounds line and the yard-line number; at least eight players must be in the 15-yard "setup zone" prior to kickoff; pro-

hibiting wedge blocks; until the ball is touched or hits the ground, no player on the receiving team may cross the restraining line or initiate a block against the kicking team in the 15-yard area from the kicking team's restraining line; the ball is dead if it is not touched by the receiving team and touches the ground in the end zone (touchback), May 22.

- ▶ NFL owners voted to award Super Bowl LVII to Arizona and Super Bowl LVIII to New Orleans. Nashville was named the host of the 2019 NFL Draft, May 22.
- ▶ NFL clubs unanimously approve a policy for all league and team personnel to stand and show respect for the flag and the Anthem. Personnel who choose not to stand for the Anthem may stay in the locker room until after the Anthem has been performed, May 23.
- ▶ Drew Brees broke Peyton Manning's career passing record (71,940 yards), establishing the mark on a 62-yard touchdown to Tre'Quan Smith in a win over Washington on *Monday Night Football*, Oct. 8.
- ▶ Los Angeles Chargers owner Alex Spanos died at the age of 95, Oct. 9.
- ▶ Seattle Seahawks owner Paul Allen died at the age of 65, Oct. 15.
- ▶ Houston Texans owner Robert McNair died at the age of 81, Nov. 23.
- ▶ The NFL awarded the 2020 draft to Las Vegas, Dec. 12.
- ▶ The NFL and Youku, Alibaba Group's video entertainment platform, announced a digital partnership to bring weekly high-quality NFL programming to fans in China, Dec. 13.
- ▶ The regular season ended with an NFL-record 73 games having been decided by three points or fewer. Three division titles and three playoff berths were decided on the final day of the season. Teams also combined to score 1,371 total touchdowns, most ever in a single NFL season, Dec. 30.

### 2019

- ▶ The NFL launched the Inspire Change platform, showcasing the collaborative efforts of players, owners and the league to create positive change in communities across the country, Jan. 11.
- ▶ For the first time ever, both conference championship games went to overtime, as the Los Angeles Rams defeated the New Orleans Saints, 26-23, and the New England Patriots earned a 37-31 victory over the Kansas City Chiefs, Jan. 20.
- ▶ New England defeated the Los Angeles Rams, 13-3, at Atlanta's Mercedes-Benz Stadium in Super Bowl LIII, the Patriots' sixth Super Bowl victory, matching the Pittsburgh Steelers' NFL record. WR Julian Edelman earned MVP honors, Feb. 3.
- ▶ At the Annual League Meeting, clubs approved a rule change that expanded reviewable plays in Instant Replay to include pass interference, called or not called on the field, for one year only, March 26.
- ▶ The NFL Draft set new records in media consumption and fan attendance. With a combined 3.9 HH TV rating and average of 6.1 million viewers across NFL, ESPN and

ABC TV digital channels, the 2019 Draft was the highest-rated and most-watched ever. In total across Nielsen-measured channels, Draft telecasts combined to reach more than 47.5 million viewers throughout the three-day event. In addition to media consumption, the Draft shattered records for attendance as more than 600,000 fans filled the streets of Nashville, Tennessee, to celebrate the newest class of NFL rookies, April 25-27.

- ▶ NFL owners awarded the 2021 draft to Cleveland and the 2023 draft to Kansas City, May 22.
- ▶ Denver Broncos owner Pat Bowlen died at the age of 75, June 13.
- ▶ The Green Bay Packers and Chicago Bears, one of the league's richest rivalries, kicked off the NFL's 100th season at historic Soldier Field, Sept. 5.
- ▶ William V. Bidwill, the owner of the Arizona Cardinals, died at the age of 88, Oct. 2.

### 2020

- ▶ The Kansas City Chiefs earned their first league crown in 50 years, defeating the San Francisco 49ers, 31-20, in Super Bowl LIV. Chiefs quarterback Patrick Mahomes received MVP honors, Feb. 2.
- ▶ NFL players voted to ratify a new, transformative 10-year Collective Bargaining Agreement that included an option to expand teams' regular-season schedules to 17 games, increased benefits for current and retired players, raised minimum player salaries and expanded rosters to 55 players, March 14.
- ▶ Meeting remotely due to the COVID-19 pandemic, NFL owners for the first time since 1990 voted to expand the postseason, announcing both AFC and NFC playoff fields would include an additional qualifier, a No. 7 seed. Wild Card Weekend changed to six total games, three in each conference, with winners advancing to a Divisional round hosted by the highest-surviving seeds, including the only team to receive a bye in each conference, the No. 1 seed, March 31.
- ▶ The NFL held its annual draft in virtual fashion during the COVID-19 pandemic, with all selections and trades made remotely, and Commissioner Roger Goodell announcing selections from his New York home. On television, the three-day event established all-time highs for media consumption, topping 55 million viewers, and the NFL family raised more than \$100 million to benefit pandemic-relief efforts across the country. Meanwhile, the NFL announced that the 2022 draft would be held in Las Vegas, initially scheduled to host the 2020 event, April 23-25.
- ▶ The NFL expanded the Rooney Rule, announcing procedures to enhance diversity and career development for minorities and women. The new procedures prohibited clubs from denying an assistant coach the opportunity to apply for a coordinator role, or a burgeoning football executive from interviewing for a bona fide assistant general manager position. Changes included the requirement that clubs interview at least two external minority candidates for head-coach vacancies, and that clubs must interview



## CHRONOLOGY OF PROFESSIONAL FOOTBALL

- minorities and/or women for all senior-level positions, May 19.
- ▶ The Washington Redskins franchise announced it will be known as the Washington Football Team until a permanent new name is chosen, July 13.
- ▶ Due to the COVID-19 pandemic, the NFL announced the cancellation of all 2020 pre-season games, July 27.
- ▶ SoFi Stadium in Los Angeles hosted its first game when the Rams topped the Dallas Cowboys, 20-17, in primetime on Kickoff Weekend, Sept. 13.
- ▶ The Los Angeles Chargers played their first home game at SoFi Stadium, a 23-20 overtime loss to Kansas City, Sept. 20.
- ▶ Allegiant Stadium, adjacent to the Las Vegas strip, opened on *Monday Night Football* with the Las Vegas Raiders defeating the New Orleans Saints, 34-24, Sept. 21.

### 2021

- ▶ The league concluded its most prolific offensive season, as teams in 2020 combined to score 12,692 total points and 1,473 total touchdowns, both the most in a season in NFL history. NFL games in 2020 averaged 49.6 combined points, most in a season during the era since the 1970 league merger, Jan. 3.
- ▶ With 13 new grants to nonprofit organizations and additional funding to support closing the "digital divide" as part of its social justice initiative, Inspire Change, the league announced it had topped \$95 million in support of programs focused on education, economic advancement, police and community relations, and criminal justice reform, encouraging unity and respect in communities, Jan. 8.
- ▶ Super Wild Card Weekend, featuring a seventh playoff team in each conference, introduced back-to-back tripleheader postseason games for the first time, Jan. 9-10.
- ▶ The Centers for Disease Control and Prevention published a paper jointly authored with NFL-NFLPA medical experts and epidemiologists. The publication shared the benefit of the NFL's COVID-19 mitigation strategy, with elements that the CDC paper said could be broadly applicable throughout society to limit the spread of the virus, including "to settings such as long-term care facilities, schools and high-density environments." Evidence generated by NFL data led to a revised definition of High-Risk Contacts that led contact tracers and medical experts to consider information beyond duration and distance, such as masking and ventilation, Jan. 25.
- ▶ In his first season with the Tampa Bay Buccaneers, Tom Brady earned his seventh Super Bowl championship, more than any franchise, leading his team to a 31-9 triumph over the Kansas City Chiefs in Super Bowl LV. The Bucs earned the right to become the first NFL team ever to play a Super Bowl on its home field by winning road playoff games in three straight weeks. Brady also captured his record fifth Super Bowl MVP, Feb. 7.
- ▶ In a remarkable achievement, including Super Bowl LV, the league completed all 269

- regular-season and postseason games despite the adversity created by the ongoing COVID-19 pandemic, Feb. 7.
- ▶ The NFL reached long-term agreements with media partners Amazon, CBS, ESPN/ABC, FOX and NBC for the distribution of NFL games, the industry's most valuable content, over television and digital platforms, as well as additional media rights, expanding the NFL's digital footprint to reach a broader audience while maintaining its commitment to keep all NFL games on over-the-air television. The new agreements will begin with the 2023 season and run through the 2033 season, the league announces, March 18.
- ▶ Recognizing it as a monumental moment in league history, Commissioner Roger Goodell and the NFL announced an enhanced season structure with each team playing 17 regular-season games. The NFL-NFLPA Collective Bargaining Agreement signed in March of 2020 enabled the league, with the approval of the union and its players, to enhance the regular season with a move to 17 games, providing fans an extra week of regular-season NFL action. At a virtual league meeting, NFL clubs approved the league's first scheduling structure change since 1978, March 30.
- ▶ The league announced its first-ever U.S. sportsbook partnerships as Caesars Entertainment, DraftKings and FanDuel reached agreements to become Official Sports Betting Partners of the NFL, giving all three exclusive ability to leverage NFL marks within the sports-betting category and activate around retail and online sports betting, April 15.
- ▶ Amazon Prime Video will become the exclusive home of Thursday Night Football beginning with the 2022 season, the NFL announced May 3.
- ▶ The NFL announced its initial schedule featuring each team playing 17 regular-season and three preseason games, the first change to the schedule since 1978, when NFL teams began playing 16 regular-season and four preseason games, May 12.
- ▶ The NFL Foundation announced nearly \$2 million in donations toward pandemic recovery and COVID-19 vaccine services in vulnerable communities across the country, May 18.
- ▶ Diageo, a global leader in beverage alcohol, became the first official spirits sponsor of the National Football League, June 16.
- ▶ The NFL announced agreements with four approved sportsbook operators, making the operators eligible to purchase in-game commercial units and other select NFL media inventory, Aug. 30.
- ▶ The NFL officially opened a 450,000-square-foot, state-of-the-art building, housing NFL Network studios and league offices, adjacent to SoFi Stadium at Hollywood Park in Los Angeles, Sept. 8.
- ▶ The league announced that approximately 100 million digital and television viewers watched games during the season-opening weekend, averaging 17.4 million per game, Sept. 14.

- ▶ HBO Sports and NFL Films announced that the first-ever presentation of Hard Knocks within an NFL season will feature the Indianapolis Colts and premiere in mid-November, Sept. 16.
- ▶ The NFL, the NFLPA and Dapper Labs announced a collaboration to create exclusive digital video highlight NFTs (non-fungible tokens), allowing fans to collect digital video moments using Dapper Labs' cutting-edge blockchain technology, Sept. 29.
- ▶ The NFL announced partnerships with four research universities to expand its collection of data regarding on-field head impacts, using novel mouthguard sensors, Nov. 23.
- ▶ John Madden, legendary NFL coach, broadcaster and video-game innovator, died at the age of 85, Dec. 28.
- ▶ The NFL granted a total of 18 teams access to 26 international Home Marketing Areas (HMA) across eight countries, Dec. 30.

### 2022

- ▶ For the first time, an NFL playoff game took place on *Monday Night Football*, as the Los Angeles Rams defeat the Arizona Cardinals, 34-11, in an NFC Wild Card contest at SoFi Stadium, Jan. 17.
- ▶ The Washington Football Team changed its name to the Washington Commanders, Feb. 2.
- ▶ The league announced it will stage the first-ever regular-season game in Germany, with Munich hosting a 2022 contest, and confirmed that Frankfurt also will host future NFL games, Feb. 9.
- ▶ The Los Angeles Rams captured their fourth world championship and second Super Bowl title, edging the Cincinnati Bengals, 23-20, at Super Bowl LVI in the Rams' home, SoFi Stadium, Feb. 13.
- ▶ At the annual meeting, NFL clubs adopted a playing-rules change to allow both teams an opportunity to possess the ball in overtime of postseason games, March 28.
- ▶ Downtown Detroit will host the 2024 NFL Draft, the league announced, March 28.

### NFL COMMISSIONERS AND PRESIDENTS\*

1920	Jim Thorpe, President
1921-39	Joe Carr, President
1939-41	Carl Storck, President
1941-46	Elmer Layden, Commissioner
1946-1959	Bert Bell, Commissioner
1960-1989	Pete Rozelle, Commissioner
1989-2006	Paul Tagliabue, Commissioner
2006-present	Roger Goodell, Commissioner

*\*NFL treasurer Austin Gunsel served as president in the office of the commissioner following the death of Bert Bell (Oct. 11, 1959) until the election of Pete Rozelle (Jan. 26, 1960).*

PAST STANDINGS

2021

AMERICAN CONFERENCE

East Division					
	W	L	T	Pct.	Pts.
Buffalo	11	6	0	.647	289
New England*	10	7	0	.588	303
Miami	9	8	0	.529	341
New York Jets	4	13	0	.235	310
North Division					
	W	L	T	Pct.	Pts.
Cincinnati	10	7	0	.588	460
Pittsburgh*	9	7	1	.559	343
Cleveland	8	9	0	.471	349
Baltimore	8	9	0	.471	387
South Division					
	W	L	T	Pct.	Pts.
Tennessee#	12	5	0	.706	419
Indianapolis	9	8	0	.529	451
Houston	4	13	0	.235	280
Jacksonville	3	14	0	.176	253
West Division					
	W	L	T	Pct.	Pts.
Kansas City	12	5	0	.706	480
Las Vegas*	10	7	0	.588	374
Los Angeles Chargers	9	8	0	.529	474
Denver	7	10	0	.412	335

NATIONAL CONFERENCE

East Division					
	W	L	T	Pct.	Pts.
Dallas	12	5	0	.706	530
Philadelphia*	9	8	0	.529	444
Washington	7	10	0	.412	335
New York Giants	4	13	0	.235	258
North Division					
	W	L	T	Pct.	Pts.
Green Bay#	13	4	0	.765	450
Minnesota	8	9	0	.471	425
Chicago	6	11	0	.353	311
Detroit	3	13	1	.206	325
South Division					
	W	L	T	Pct.	Pts.
Tampa Bay	13	4	0	.765	511
New Orleans	9	8	0	.529	364
Atlanta	7	10	0	.412	313
Carolina	5	12	0	.294	304
West Division					
	W	L	T	Pct.	Pts.
Los Angeles Rams	12	5	0	.706	460
Arizona*	11	6	0	.647	449
San Francisco*	10	7	0	.588	427
Seattle	7	10	0	.412	395

\*Wild Card qualifier for playoffs; #Top playoff seed in conference.  
 Tennessee finished ahead of Kansas City based on head-to-head victory. Las Vegas finished ahead of New England based on better record in common games (5-1 to Patriots' 2-4). Green Bay finished ahead of Tampa Bay based on better conference record (9-3 to Buccaneers' 8-4). Dallas finished ahead of L.A. Rams based on better conference record (10-2 to Rams' 8-4). Philadelphia finished ahead of New Orleans based on head-to-head victory.

Wild Card Playoff Games: CINCINNATI 26, Las Vegas 19  
 BUFFALO 47, New England 17  
 KANSAS CITY 42, Pittsburgh 21

Divisional Playoff Games: Cincinnati 19, TENNESSEE 16  
 KANSAS CITY 42, Buffalo 36 (OT)

AFC Championship Game: Cincinnati 27, KANSAS CITY 24 (OT)

Wild Card Playoff Games: TAMPA BAY 31, Philadelphia 15  
 San Francisco 23, DALLAS 17  
 LOS ANGELES RAMS 34, Arizona 11

Divisional Playoff Games: San Francisco 13, GREEN BAY 10  
 Los Angeles Rams 30, TAMPA BAY 27

NFC Championship Game: LOS ANGELES RAMS 20, San Francisco 17

Super Bowl LV: Los Angeles Rams (NFC) 23, Cincinnati (AFC) 20  
 at SoFi Stadium; Inglewood, Calif.

Playoff Seeds

AFC	NFC
1. Tennessee	1. Green Bay
2. Kansas City	2. Tampa Bay
3. Buffalo	3. Dallas
4. Cincinnati	4. L.A. Rams
5. Las Vegas	5. Arizona
6. New England	6. San Francisco
7. Pittsburgh	7. Philadelphia

In Past Standings section, home teams in playoff games are indicated by capital letters.

2020

AMERICAN CONFERENCE

East Division					
	W	L	T	Pct.	Pts.
Buffalo	13	3	0	.813	501
Miami	10	6	0	.625	404
New England	7	9	0	.438	326
New York Jets	2	14	0	.125	243
North Division					
	W	L	T	Pct.	Pts.
Pittsburgh	12	4	0	.750	416
Baltimore*	11	5	0	.688	468
Cleveland*	11	5	0	.688	408
Cincinnati	4	11	1	.281	311
South Division					
	W	L	T	Pct.	Pts.
Tennessee	11	5	0	.688	491
Indianapolis*	11	5	0	.688	451
Houston	4	12	0	.250	384
Jacksonville	1	15	0	.063	306
West Division					
	W	L	T	Pct.	Pts.
Kansas City#	14	2	0	.875	473
Las Vegas	8	8	0	.500	434
Los Angeles Chargers	7	9	0	.438	384
Denver	5	11	0	.313	323

NATIONAL CONFERENCE

East Division					
	W	L	T	Pct.	Pts.
Washington	7	9	0	.438	335
New York Giants	6	10	0	.375	280
Dallas	6	10	0	.375	395
Philadelphia	4	11	1	.281	334
North Division					
	W	L	T	Pct.	Pts.
Green Bay#	13	3	0	.813	509
Chicago*	8	8	0	.500	372
Minnesota	7	9	0	.438	430
Detroit	5	11	0	.313	377
South Division					
	W	L	T	Pct.	Pts.
New Orleans	12	4	0	.750	482
Tampa Bay*	11	5	0	.688	492
Carolina	5	11	0	.313	350
Allanta	4	12	0	.250	396
West Division					
	W	L	T	Pct.	Pts.
Seattle	12	4	0	.750	459
Los Angeles Rams*	10	6	0	.625	372
Arizona	8	8	0	.500	410
San Francisco	6	10	0	.375	376

\*Wild Card qualifier for playoffs; #Top playoff seed in conference.  
 Baltimore finished ahead of Cleveland based on head-to-head sweep and ahead of Indianapolis based on head-to-head victory. Cleveland finished ahead of Indianapolis based on head-to-head victory. Tennessee finished ahead of Indianapolis based on better division record (5-1 to Colts' 4-2). New Orleans finished ahead of Seattle based on better conference record (10-2 to Seahawks' 9-3). Chicago finished ahead of Arizona based on better record in common games (3-2 to Cardinals' 1-4).

Wild Card Playoff Games: BUFFALO 27, Indianapolis 24  
 Baltimore 20, TENNESSEE 13  
 Cleveland 48, PITTSBURGH 37

Divisional Playoff Games: BUFFALO 17, Baltimore 3  
 KANSAS CITY 22, Cleveland 17

AFC Championship Game: KANSAS CITY 38, Buffalo 24

Wild Card Playoff Games: Los Angeles Rams 30, SEATTLE 20  
 Tampa Bay 31, WASHINGTON 23  
 NEW ORLEANS 21, Chicago 9

Divisional Playoff Games: GREEN BAY 32, Los Angeles Rams 18  
 Tampa Bay 30, NEW ORLEANS 20

NFC Championship Game: Tampa Bay 31, GREEN BAY 26

Super Bowl LV: Tampa Bay (NFC) 31, Kansas City (AFC) 9  
 at Raymond James Stadium; Tampa, Fla.

Playoff Seeds

AFC	NFC
1. Kansas City	1. Green Bay
2. Buffalo	2. New Orleans
3. Pittsburgh	3. Seattle
4. Tennessee	4. Washington
5. Baltimore	5. Tampa Bay
6. Cleveland	6. L.A. Rams
7. Indianapolis	7. Chicago

## PAST STANDINGS

### 2019

#### AMERICAN CONFERENCE

	East Division				
	W	L	T	Pct.	Pts.
New England	12	4	0	.750	420
Buffalo*	10	6	0	.625	314
New York Jets	7	9	0	.438	276
Miami	5	11	0	.313	306
<b>North Division</b>					
	W	L	T	Pct.	Pts.
Baltimore#	14	2	0	.875	531
Pittsburgh	8	8	0	.500	289
Cleveland	6	10	0	.375	335
Cincinnati	2	14	0	.125	279
<b>South Division</b>					
	W	L	T	Pct.	Pts.
Houston	10	6	0	.625	378
Tennessee*	9	7	0	.563	402
Indianapolis	7	9	0	.438	361
Jacksonville	6	10	0	.375	300
<b>West Division</b>					
	W	L	T	Pct.	Pts.
Kansas City	12	4	0	.750	451
Denver	7	9	0	.438	282
Oakland	7	9	0	.438	313
Los Angeles Chargers	5	11	0	.313	337

#### NATIONAL CONFERENCE

	East Division				
	W	L	T	Pct.	Pts.
Philadelphia	9	7	0	.563	385
Dallas	8	8	0	.500	434
New York Giants	4	12	0	.250	341
Washington	3	13	0	.188	266
<b>North Division</b>					
	W	L	T	Pct.	Pts.
Green Bay	13	3	0	.813	376
Minnesota*	10	6	0	.625	407
Chicago	8	8	0	.500	280
Detroit	3	12	1	.219	341
<b>South Division</b>					
	W	L	T	Pct.	Pts.
New Orleans	13	3	0	.813	458
Atlanta	7	9	0	.438	381
Tampa Bay	7	9	0	.438	458
Carolina	5	11	0	.313	340
<b>West Division</b>					
	W	L	T	Pct.	Pts.
San Francisco#	13	3	0	.813	479
Seattle*	11	5	0	.688	405
Los Angeles Rams	9	7	0	.563	394
Arizona	5	10	1	.344	361

\*Wild Card qualifier for playoffs; #Top playoff seed in conference.  
 Kansas City finished ahead of New England based on head-to-head victory. Denver finished ahead of Oakland based on better conference record (6-6 to Raiders' 5-7). San Francisco finished ahead of Green Bay and New Orleans based on head-to-head victory against both teams. Green Bay finished ahead of New Orleans based on better conference record (10-2 to Saints' 9-3). Atlanta finished ahead of Tampa Bay based on better division record (4-2 to Buccaneers' 2-4).

Wild Card Playoff Games: HOUSTON 22, Buffalo 19 (OT); Tennessee 20, NEW ENGLAND 13  
 Divisional Playoff Games: Tennessee 28, BALTIMORE 12; KANSAS CITY 51, Houston 31  
 AFC Championship Game: KANSAS CITY 35, Tennessee 24  
 Wild Card Playoff Games: Minnesota 26, NEW ORLEANS 20 (OT); Seattle 17, PHILADELPHIA 9  
 Divisional Playoff Games: SAN FRANCISCO 27, Minnesota 10; GREEN BAY 28, Seattle 23  
 NFC Championship Game: SAN FRANCISCO 37, Green Bay 20  
 Super Bowl LIV: Kansas City (AFC) 31, San Francisco (NFC) 20 at Hard Rock Stadium; Miami Gardens, Fla.

#### Playoff Seeds

<b>AFC</b>	<b>NFC</b>
1. Baltimore	1. San Francisco
2. Kansas City	2. Green Bay
3. New England	3. New Orleans
4. Houston	4. Philadelphia
5. Buffalo	5. Seattle
6. Tennessee	6. Minnesota

### 2018

#### AMERICAN CONFERENCE

	East Division				
	W	L	T	Pct.	Pts.
New England	11	5	0	.688	436
Miami	7	9	0	.438	319
Buffalo	6	10	0	.375	269
New York Jets	4	12	0	.250	333
<b>North Division</b>					
	W	L	T	Pct.	Pts.
Baltimore	10	6	0	.625	389
Pittsburgh	9	6	1	.594	428
Cleveland	7	8	1	.469	359
Cincinnati	6	10	0	.375	368
<b>South Division</b>					
	W	L	T	Pct.	Pts.
Houston	11	5	0	.688	402
Indianapolis*	10	6	0	.625	433
Tennessee	9	7	0	.563	310
Jacksonville	5	11	0	.313	245
<b>West Division</b>					
	W	L	T	Pct.	Pts.
Kansas City#	12	4	0	.750	565
Los Angeles Chargers*	12	4	0	.750	428
Denver	6	10	0	.375	329
Oakland	4	12	0	.250	290

#### NATIONAL CONFERENCE

	East Division				
	W	L	T	Pct.	Pts.
Dallas	10	6	0	.625	339
Philadelphia*	9	7	0	.563	367
Washington	7	9	0	.438	281
New York Giants	5	11	0	.313	369
<b>North Division</b>					
	W	L	T	Pct.	Pts.
Chicago	12	4	0	.750	421
Minnesota	8	7	1	.531	360
Green Bay	6	9	1	.406	376
Detroit	6	10	0	.375	324
<b>South Division</b>					
	W	L	T	Pct.	Pts.
New Orleans#	13	3	0	.813	504
Atlanta	7	9	0	.438	414
Carolina	7	9	0	.438	376
Tampa Bay	5	11	0	.313	396
<b>West Division</b>					
	W	L	T	Pct.	Pts.
Los Angeles Rams	13	3	0	.813	527
Seattle*	10	6	0	.625	428
San Francisco	4	12	0	.250	342
Arizona	3	13	0	.188	225

\*Wild Card qualifier for playoffs; #Top playoff seed in conference.  
 New England finished ahead of Houston based on head-to-head victory. Kansas City finished ahead of Los Angeles Chargers based on better division record (5-1 to Chargers' 4-2). New Orleans finished ahead of L.A. Rams based on head-to-head victory. Atlanta finished ahead of Carolina based on head-to-head sweep.

Wild Card Playoff Games: Indianapolis 21, HOUSTON 7; Los Angeles Chargers 23, BALTIMORE 17  
 Divisional Playoff Games: KANSAS CITY 31, Indianapolis 13; NEW ENGLAND 41, Los Angeles Chargers 28  
 AFC Championship Game: New England 37, KANSAS CITY 31 (OT)  
 Wild Card Playoff Games: Philadelphia 16, CHICAGO 15; DALLAS 24, Seattle 22  
 Divisional Playoff Games: LOS ANGELES RAMS 30, Dallas 22; NEW ORLEANS 20, Philadelphia 14  
 NFC Championship Game: Los Angeles Rams 26, NEW ORLEANS 23 (OT)  
 Super Bowl LIII: New England (AFC) 13, Los Angeles Rams (NFC) 3 at Mercedes-Benz Stadium; Atlanta, Ga.

#### Playoff Seeds

<b>AFC</b>	<b>NFC</b>
1. Kansas City	1. New Orleans
2. New England	2. Los Angeles Rams
3. Houston	3. Chicago
4. Baltimore	4. Dallas
5. Los Angeles Chargers	5. Seattle
6. Indianapolis	6. Philadelphia

## PAST STANDINGS

### 2017

#### AMERICAN CONFERENCE

East Division					
	W	L	T	Pct.	Pts.
New England#	13	3	0	.813	458
Buffalo*	9	7	0	.563	302
Miami	6	10	0	.375	281
New York Jets	5	11	0	.313	298
North Division					
	W	L	T	Pct.	Pts.
Pittsburgh	13	3	0	.813	406
Baltimore	9	7	0	.563	395
Cincinnati	7	9	0	.438	290
Cleveland	0	16	0	.000	234
South Division					
	W	L	T	Pct.	Pts.
Jacksonville	10	6	0	.625	417
Tennessee*	9	7	0	.563	334
Indianapolis	4	12	0	.250	263
Houston	4	12	0	.250	338
West Division					
	W	L	T	Pct.	Pts.
Kansas City	10	6	0	.625	415
Los Angeles Chargers	9	7	0	.563	355
Oakland	6	10	0	.375	301
Denver	5	11	0	.313	289

#### NATIONAL CONFERENCE

East Division					
	W	L	T	Pct.	Pts.
Philadelphia#	13	3	0	.813	457
Dallas	9	7	0	.563	354
Washington	7	9	0	.438	342
New York Giants	3	13	0	.188	246
North Division					
	W	L	T	Pct.	Pts.
Minnesota	13	3	0	.813	382
Detroit	9	7	0	.563	410
Green Bay	7	9	0	.438	320
Chicago	5	11	0	.313	264
South Division					
	W	L	T	Pct.	Pts.
New Orleans	11	5	0	.688	448
Carolina*	11	5	0	.688	363
Atlanta*	10	6	0	.625	353
Tampa Bay	5	11	0	.313	335
West Division					
	W	L	T	Pct.	Pts.
Los Angeles Rams	11	5	0	.688	478
Seattle	9	7	0	.563	366
Arizona	8	8	0	.500	295
San Francisco	6	10	0	.375	331

\*Wild Card qualifier for playoffs: #Top playoff seed in conference.  
 Indianapolis finished ahead of Houston based on head-to-head sweep. Tennessee finished ahead of Buffalo, Baltimore and Los Angeles Chargers based on better conference record (Titans 8-4 to Bills 7-5, Ravens 7-5 and Chargers 7-5). Buffalo and Baltimore had better conference record than Los Angeles Chargers (Bills 7-5 and Ravens 7-5 to Chargers 6-6). Buffalo finished ahead of Baltimore based on better strength of victory (.396 to Ravens .299). New Orleans finished ahead of Carolina based on head-to-head sweep.

Wild Card Playoff Games: Tennessee 22, KANSAS CITY 21; JACKSONVILLE 10, Buffalo 3  
 Divisional Playoff Games: NEW ENGLAND 35, Tennessee 14; Jacksonville 45, PITTSBURGH 42  
 AFC Championship Game: NEW ENGLAND 24, Jacksonville 20  
 Wild Card Playoff Games: Atlanta 26, LOS ANGELES RAMS 13; NEW ORLEANS 31, Carolina 26  
 Divisional Playoff Games: PHILADELPHIA 15, Atlanta 10; MINNESOTA 29, New Orleans 24  
 NFC Championship Game: PHILADELPHIA 38, Minnesota 7  
 Super Bowl LII: Philadelphia (NFC) 41, New England (AFC) 33 at U.S. Bank Stadium; Minneapolis, Minn.

#### Playoff Seeds

AFC	NFC
1. New England	1. Philadelphia
2. Pittsburgh	2. Minnesota
3. Jacksonville	3. Los Angeles Rams
4. Kansas City	4. New Orleans
5. Tennessee	5. Carolina
6. Buffalo	6. Atlanta

### 2016

#### AMERICAN CONFERENCE

East Division					
	W	L	T	Pct.	Pts.
New England#	14	2	0	.875	441
Miami*	10	6	0	.625	363
Buffalo	7	9	0	.438	399
New York Jets	5	11	0	.313	275
North Division					
	W	L	T	Pct.	Pts.
Pittsburgh	11	5	0	.688	399
Baltimore	8	8	0	.500	343
Cincinnati	6	9	1	.406	325
Cleveland	1	15	0	.063	264
South Division					
	W	L	T	Pct.	Pts.
Houston	9	7	0	.563	279
Tennessee	9	7	0	.563	381
Indianapolis	8	8	0	.500	411
Jacksonville	3	13	0	.188	318
West Division					
	W	L	T	Pct.	Pts.
Kansas City	12	4	0	.750	389
Oakland*	12	4	0	.750	416
Denver	9	7	0	.563	333
San Diego	5	11	0	.313	410

#### NATIONAL CONFERENCE

East Division					
	W	L	T	Pct.	Pts.
Dallas#	13	3	0	.813	421
New York Giants*	11	5	0	.688	310
Washington	8	7	1	.531	396
Philadelphia	7	9	0	.438	367
North Division					
	W	L	T	Pct.	Pts.
Green Bay	10	6	0	.625	432
Detroit*	9	7	0	.563	346
Minnesota	8	8	0	.500	327
Chicago	3	13	0	.188	279
South Division					
	W	L	T	Pct.	Pts.
Allanta	11	5	0	.688	540
Tampa Bay	9	7	0	.563	354
New Orleans	7	9	0	.438	469
Carolina	6	10	0	.375	369
West Division					
	W	L	T	Pct.	Pts.
Seattle	10	5	1	.656	354
Arizona	7	8	1	.469	418
Los Angeles	4	12	0	.250	224
San Francisco	2	14	0	.125	309

\*Wild Card qualifier for playoffs: #Top playoff seed in conference.  
 Houston finished ahead of Tennessee based on better division record (5-1 to Titans' 2-4). Kansas City finished ahead of Oakland based on head-to-head sweep. Detroit finished ahead of Tampa Bay based on better record vs. common opponents (3-2 to Buccaneers' 2-3).

Wild Card Playoff Games: HOUSTON 27, Oakland 14;  
 PITTSBURGH 30, Miami 12  
 Divisional Playoff Games: NEW ENGLAND 34, Houston 16;  
 Pittsburgh 18, KANSAS CITY 16  
 AFC Championship Game: NEW ENGLAND 36, Pittsburgh 17  
 Wild Card Playoff Games: SEATTLE 26, Detroit 6;  
 GREEN BAY 38, New York Giants 13  
 Divisional Playoff Games: ATLANTA 36, Seattle 20;  
 Green Bay 34, DALLAS 31  
 NFC Championship Game: ATLANTA 44, Green Bay 21  
 Super Bowl LI: New England (AFC) 34, Atlanta (NFC) 28 (OT)  
 at NRG Stadium; Houston, Texas

#### Playoff Seeds

AFC	NFC
1. New England	1. Dallas
2. Kansas City	2. Atlanta
3. Pittsburgh	3. Seattle
4. Houston	4. Green Bay
5. Oakland	5. N.Y. Giants
6. Miami	6. Detroit

## PAST STANDINGS

### 2015

#### AMERICAN CONFERENCE

##### East Division

	W	L	T	Pct.	Pts.	OP
New England	12	4	0	.750	465	315
New York Jets	10	6	0	.625	387	314
Buffalo	8	8	0	.500	379	359
Miami	6	10	0	.375	310	389

##### North Division

	W	L	T	Pct.	Pts.	OP
Cincinnati	12	4	0	.750	419	279
Pittsburgh*	10	6	0	.625	423	319
Baltimore	5	11	0	.313	328	401
Cleveland	3	13	0	.188	278	432

##### South Division

	W	L	T	Pct.	Pts.	OP
Houston	9	7	0	.563	339	313
Indianapolis	8	8	0	.500	333	408
Jacksonville	5	11	0	.313	376	448
Tennessee	3	13	0	.188	299	423

##### West Division

	W	L	T	Pct.	Pts.	OP
Denver#	12	4	0	.750	355	296
Kansas City*	11	5	0	.688	405	287
Oakland	7	9	0	.438	359	399
San Diego	4	12	0	.250	320	398

#### NATIONAL CONFERENCE

##### East Division

	W	L	T	Pct.	Pts.	OP
Washington	9	7	0	.563	388	379
Philadelphia	7	9	0	.438	377	430
New York Giants	6	10	0	.375	420	442
Dallas	4	12	0	.250	275	374

##### North Division

	W	L	T	Pct.	Pts.	OP
Minnesota	11	5	0	.688	365	302
Green Bay*	10	6	0	.625	368	323
Detroit	7	9	0	.438	358	400
Chicago	6	10	0	.375	335	397

##### South Division

	W	L	T	Pct.	Pts.	OP
Carolina#	15	1	0	.938	500	308
Atlanta	8	8	0	.500	339	345
New Orleans	7	9	0	.438	408	476
Tampa Bay	6	10	0	.375	342	417

##### West Division

	W	L	T	Pct.	Pts.	OP
Arizona	13	3	0	.813	489	313
Seattle*	10	6	0	.625	423	277
St. Louis	7	9	0	.438	280	330
San Francisco	5	11	0	.313	238	387

\*Wild Card qualifier for playoffs; #Top playoff seed in conference.

Denver finished ahead of New England and Cincinnati based on head-to-head victory against each team. New England finished ahead of Cincinnati based on better record vs. common opponents (4-1 to Bengals\* 2-3). Pittsburgh finished ahead of New York Jets based on better record vs. common opponents (4-1 to Jets\* 3-2). Green Bay finished ahead of Seattle based on head-to-head victory.

Wild Card Playoff Games: Kansas City 30, HOUSTON 0; Pittsburgh 18, CINCINNATI 16

Divisional Playoff Games: NEW ENGLAND 27, Kansas City 20; DENVER 23, Pittsburgh 16

AFC Championship Game: DENVER 20, New England 18

Wild Card Playoff Games: Seattle 10, MINNESOTA 9; Green Bay 35, WASHINGTON 18

Divisional Playoff Games: ARIZONA 26, Green Bay 20 (OT); CAROLINA 31, Seattle 24

NFC Championship Game: CAROLINA 49, Arizona 15

Super Bowl 50: Denver (AFC) 24, Carolina (NFC) 10 at Levi's Stadium; Santa Clara, Calif.

#### Playoff Seeds

##### AFC

1. Denver
2. New England
3. Cincinnati
4. Houston
5. Kansas City
6. Pittsburgh

##### NFC

1. Carolina
2. Arizona
3. Minnesota
4. Washington
5. Green Bay
6. Seattle

### 2014

#### AMERICAN CONFERENCE

##### East Division

	W	L	T	Pct.	Pts.	OP
New England#	12	4	0	.750	468	313
Buffalo	9	7	0	.563	343	289
Miami	8	8	0	.500	388	373
New York Jets	4	12	0	.250	283	401

##### North Division

	W	L	T	Pct.	Pts.	OP
Pittsburgh	11	5	0	.688	436	368
Cincinnati*	10	5	1	.656	365	344
Baltimore*	10	6	0	.625	409	302
Cleveland	7	9	0	.438	299	337

##### South Division

	W	L	T	Pct.	Pts.	OP
Indianapolis	11	5	0	.688	458	369
Houston	9	7	0	.563	372	307
Jacksonville	3	13	0	.188	249	412
Tennessee	2	14	0	.125	254	438

##### West Division

	W	L	T	Pct.	Pts.	OP
Denver	12	4	0	.750	482	354
Kansas City	9	7	0	.563	353	281
San Diego	9	7	0	.563	348	348
Oakland	3	13	0	.188	253	452

#### NATIONAL CONFERENCE

##### East Division

	W	L	T	Pct.	Pts.	OP
Dallas	12	4	0	.750	467	352
Philadelphia	10	6	0	.625	474	400
New York Giants	6	10	0	.375	380	400
Washington	4	12	0	.250	301	438

##### North Division

	W	L	T	Pct.	Pts.	OP
Green Bay	12	4	0	.750	486	348
Detroit*	11	5	0	.688	321	282
Minnesota	7	9	0	.438	325	343
Chicago	5	11	0	.313	319	442

##### South Division

	W	L	T	Pct.	Pts.	OP
Carolina	7	8	1	.469	339	374
New Orleans	7	9	0	.438	401	424
Atlanta	6	10	0	.375	381	417
Tampa Bay	2	14	0	.125	277	410

##### West Division

	W	L	T	Pct.	Pts.	OP
Seattle#	12	4	0	.750	394	254
Arizona*	11	5	0	.688	310	299
San Francisco	8	8	0	.500	306	340
St. Louis	6	10	0	.375	324	354

\*Wild Card qualifier for playoffs; #Top playoff seed in conference.

New England finished ahead of Denver based on head-to-head victory. Pittsburgh finished ahead of Indianapolis based on head-to-head victory. Kansas City finished ahead of San Diego based on head-to-head sweep. Seattle finished ahead of Green Bay and Dallas based on better conference record (10-2 to Packers\* 9-3 to Cowboys\* 8-4). Green Bay finished ahead of Dallas based on better conference record (9-3 to Cowboys\* 8-4). Arizona finished ahead of Detroit based on head-to-head victory.

Wild Card Playoff Games: Baltimore 30, PITTSBURGH 17; INDIANAPOLIS 26, Cincinnati 10

Divisional Playoff Games: NEW ENGLAND 35, Baltimore 31; Indianapolis 24, DENVER 13

AFC Championship Game: NEW ENGLAND 45, Indianapolis 7

Wild Card Playoff Games: CAROLINA 27, Arizona 16; DALLAS 24, Detroit 20

Divisional Playoff Games: SEATTLE 31, Carolina 17; GREEN BAY 26, Dallas 21

NFC Championship Game: SEATTLE 28, Green Bay 22 (OT)

Super Bowl XLIX: New England (AFC) 28, Seattle (NFC) 24 at University of Phoenix Stadium; Glendale, Ariz.

#### Playoff Seeds

##### AFC

1. New England
2. Denver
3. Pittsburgh
4. Indianapolis
5. Cincinnati
6. Baltimore

##### NFC

1. Seattle
2. Green Bay
3. Dallas
4. Carolina
5. Arizona
6. Detroit

## PAST STANDINGS

### 2013

#### AMERICAN CONFERENCE

East Division					
	W	L	T	Pct.	Pts.
New England	12	4	0	.750	444
New York Jets	8	8	0	.500	290
Miami	8	8	0	.500	317
Buffalo	6	10	0	.375	339
North Division					
	W	L	T	Pct.	Pts.
Cincinnati	11	5	0	.688	430
Pittsburgh	8	8	0	.500	379
Baltimore	8	8	0	.500	320
Cleveland	4	12	0	.250	308
South Division					
	W	L	T	Pct.	Pts.
Indianapolis	11	5	0	.688	391
Tennessee	7	9	0	.438	362
Jacksonville	4	12	0	.250	247
Houston	2	14	0	.125	276
West Division					
	W	L	T	Pct.	Pts.
Denver#	13	3	0	.813	606
Kansas City*	11	5	0	.688	430
San Diego*	9	7	0	.563	396
Oakland	4	12	0	.250	322

#### NATIONAL CONFERENCE

East Division					
	W	L	T	Pct.	Pts.
Philadelphia	10	6	0	.625	442
Dallas	8	8	0	.500	439
New York Giants	7	9	0	.438	294
Washington	3	13	0	.188	334
North Division					
	W	L	T	Pct.	Pts.
Green Bay	8	7	1	.531	417
Chicago	8	8	0	.500	445
Detroit	7	9	0	.438	395
Minnesota	5	10	1	.344	391
South Division					
	W	L	T	Pct.	Pts.
Carolina	12	4	0	.438	366
New Orleans*	11	5	0	.438	414
Atlanta	4	12	0	.813	353
Tampa Bay	4	12	0	.438	288
West Division					
	W	L	T	Pct.	Pts.
Seattle#	13	3	0	.813	417
San Francisco*	12	4	0	.750	406
Arizona	10	6	0	.625	379
St. Louis	7	9	0	.438	348

*\*Wild Card qualifier for playoffs; #Top playoff seed in conference  
Cincinnati finished ahead of Indianapolis based on head-to-head  
victory. New York Jets finished ahead of Miami based on better  
division record (3-3 to Dolphins' 2-4). Pittsburgh finished ahead of  
Baltimore based on better division record (4-2 to Ravens' 3-3).  
Atlanta finished ahead of Tampa Bay based on better conference  
record (3-9 to Buccaneers' 2-10).*

Wild Card Playoff Games: INDIANAPOLIS 45, Kansas City 44;  
San Diego 27, CINCINNATI 10  
Divisional Playoff Games: NEW ENGLAND 43, Indianapolis 22;  
DENVER 24, San Diego 17  
AFC Championship Game: DENVER 26, New England 16  
Wild Card Playoff Games: New Orleans 26, PHILADELPHIA 24;  
San Francisco 23, GREEN BAY 20  
Divisional Playoff Games: SEATTLE 23, New Orleans 15;  
San Francisco 23, CAROLINA 10  
NFC Championship Game: SEATTLE 23, San Francisco 17  
Super Bowl XLVIII: Seattle (NFC) 43, Denver (AFC) 8  
at MetLife Stadium; East Rutherford, N.J.

#### Playoff Seeds

<b>AFC</b>	<b>NFC</b>
1. Denver	1. Seattle
2. New England	2. Carolina
3. Cincinnati	3. Philadelphia
4. Indianapolis	4. Green Bay
5. Kansas City	5. San Francisco
6. San Diego	6. New Orleans

### 2012

#### AMERICAN CONFERENCE

East Division					
	W	L	T	Pct.	Pts.
New England	12	4	0	.750	557
Miami	7	9	0	.438	288
New York Jets	6	10	0	.375	281
Buffalo	6	10	0	.375	344
North Division					
	W	L	T	Pct.	Pts.
Baltimore	10	6	0	.625	398
Cincinnati*	10	6	0	.625	391
Pittsburgh	8	8	0	.500	336
Cleveland	5	11	0	.313	302
South Division					
	W	L	T	Pct.	Pts.
Houston	12	4	0	.750	416
Indianapolis*	11	5	0	.688	357
Tennessee	6	10	0	.375	330
Jacksonville	2	14	0	.125	255
West Division					
	W	L	T	Pct.	Pts.
Denver#	13	3	0	.813	481
San Diego	7	9	0	.438	350
Oakland	4	12	0	.250	290
Kansas City	2	14	0	.125	211

#### NATIONAL CONFERENCE

East Division					
	W	L	T	Pct.	Pts.
Washington	10	6	0	.625	436
New York Giants	9	7	0	.563	429
Dallas	8	8	0	.500	376
Philadelphia	4	12	0	.250	280
North Division					
	W	L	T	Pct.	Pts.
Green Bay	11	5	0	.688	433
Minnesota*	10	6	0	.625	379
Chicago	10	6	0	.625	375
Detroit	4	12	0	.250	372
South Division					
	W	L	T	Pct.	Pts.
Allanta#	13	3	0	.813	419
Carolina	7	9	0	.438	357
New Orleans	7	9	0	.438	461
Tampa Bay	7	9	0	.438	389
West Division					
	W	L	T	Pct.	Pts.
San Francisco	11	4	1	.719	397
Seattle*	11	5	0	.688	412
St. Louis	7	8	1	.469	299
Arizona	5	11	0	.313	250

*\*Wild Card qualifier for playoffs; #Top playoff seed in conference  
New York Jets finished ahead of Buffalo based on better record in  
common games (5-7 to Bills' 3-9). Baltimore finished ahead of  
Cincinnati based on better division record (4-2 to Bengals' 3-3).  
New England finished ahead of Houston based on head-to-head  
victory. Minnesota finished ahead of Chicago based on better divi-  
sion record (4-2 to Bears' 3-3). Carolina finished ahead of New  
Orleans and Tampa Bay based on better record against common  
opponents than Tampa Bay (6-4 to Buccaneers' 5-5) and head-to-  
head sweep over the Saints. New Orleans finished ahead of  
Tampa Bay based on head-to-head sweep.*

Wild Card Playoff Games: HOUSTON 19, Cincinnati 13;  
BALTIMORE 24, Indianapolis 9  
Divisional Playoff Games: NEW ENGLAND 41, Houston 28;  
Baltimore 38, DENVER 35 (2 OT)  
AFC Championship Game: Baltimore 28, NEW ENGLAND 13  
Wild Card Playoff Games: GREEN BAY 24, Minnesota 10;  
Seattle 24, WASHINGTON 14  
Divisional Playoff Games: ATLANTA 30, Seattle 28;  
SAN FRANCISCO 45, Green Bay 31  
NFC Championship Game: San Francisco 28, ATLANTA 24  
Super Bowl XLVII: Baltimore (AFC) 34, San Francisco (NFC) 31  
at Mercedes-Benz Superdome; New Orleans, La.

#### Playoff Seeds

<b>AFC</b>	<b>NFC</b>
1. Denver	1. Atlanta
2. New England	2. San Francisco
3. Houston	3. Green Bay
4. Baltimore	4. Washington
5. Indianapolis	5. Seattle
6. Cincinnati	6. Minnesota

## PAST STANDINGS

### 2011

#### AMERICAN CONFERENCE

##### East Division

	W	L	T	Pct.	Pts.	OP
New England#	13	3	0	.813	513	342
New York Jets	8	8	0	.500	377	363
Miami	6	10	0	.375	329	313
Buffalo	6	10	0	.375	372	434

##### North Division

	W	L	T	Pct.	Pts.	OP
Baltimore	12	4	0	.750	378	266
Pittsburgh*	12	4	0	.750	325	227
Cincinnati*	9	7	0	.563	344	323
Cleveland	4	12	0	.250	218	307

##### South Division

	W	L	T	Pct.	Pts.	OP
Houston	10	6	0	.625	381	278
Tennessee	9	7	0	.563	325	317
Jacksonville	5	11	0	.313	243	329
Indianapolis	2	14	0	.125	243	430

##### West Division

	W	L	T	Pct.	Pts.	OP
Denver	8	8	0	.500	309	390
San Diego	8	8	0	.500	406	377
Oakland	8	8	0	.500	359	433
Kansas City	7	9	0	.438	212	338

#### NATIONAL CONFERENCE

##### East Division

	W	L	T	Pct.	Pts.	OP
New York Giants	9	7	0	.563	394	400
Philadelphia	8	8	0	.500	396	328
Dallas	8	8	0	.500	369	347
Washington	5	11	0	.313	288	367

##### North Division

	W	L	T	Pct.	Pts.	OP
Green Bay#	15	1	0	.938	560	359
Detroit*	10	6	0	.625	474	387
Chicago	8	8	0	.500	353	341
Minnesota	3	13	0	.188	340	449

##### South Division

	W	L	T	Pct.	Pts.	OP
New Orleans	13	3	0	.813	547	339
Atlanta*	10	6	0	.625	402	350
Carolina	6	10	0	.375	406	429
Tampa Bay	4	12	0	.250	287	494

##### West Division

	W	L	T	Pct.	Pts.	OP
San Francisco	13	3	0	.813	380	229
Arizona	8	8	0	.500	312	348
Seattle	7	9	0	.438	321	315
St. Louis	2	14	0	.125	193	407

\*Wild Card qualifier for playoffs: #Top playoff seed in conference  
Miami finished ahead of Buffalo based on head-to-head sweep.

Baltimore finished ahead of Pittsburgh based on head-to-head sweep. Denver finished ahead of San Diego and Oakland based on best record in common games (Denver 5-5; Oakland 4-6; San Diego 4-6). San Diego finished ahead of Oakland based on better conference record (7-5 to Raiders' 6-6). Cincinnati finished ahead of Tennessee based on head-to-head victory. Philadelphia finished ahead of Dallas based on head-to-head sweep. Atlanta finished ahead of Detroit based on head-to-head victory. San Francisco finished ahead of New Orleans based on better conference record (10-2 to Saints' 9-3).

Wild Card Playoff Games: HOUSTON 31, Cincinnati 10;

DENVER 29, Pittsburgh 23 (OT)

Divisional Playoff Games: NEW ENGLAND 45, Denver 10;

BALTIMORE 20, Houston 13

AFC Championship Game: NEW ENGLAND 23, Baltimore 20

Wild Card Playoff Games: NEW ORLEANS 45, Detroit 28;

NEW YORK GIANTS 24, Atlanta 2

Divisional Playoff Games: SAN FRANCISCO 36, New Orleans 32;

New York Giants 37, GREEN BAY 20

NFC Championship Game: New York Giants 20, SAN FRANCISCO 17 (OT)

Super Bowl XLVI: New York Giants (NFC) 21, New England (AFC) 17  
at Lucas Oil Stadium; Indianapolis, Ind.

#### Playoff Seeds

##### AFC

1. New England
2. Baltimore
3. Houston
4. Denver
5. Pittsburgh
6. Cincinnati

##### NFC

1. Green Bay
2. San Francisco
3. New Orleans
4. New York Giants
5. Atlanta
6. Detroit

### 2010

#### AMERICAN CONFERENCE

##### East Division

	W	L	T	Pct.	Pts.	OP
New England#	14	2	0	.875	518	313
New York Jets*	11	5	0	.688	367	304
Miami	7	9	0	.438	273	333
Buffalo	4	12	0	.250	283	425

##### North Division

	W	L	T	Pct.	Pts.	OP
Pittsburgh	12	4	0	.750	375	232
Baltimore*	12	4	0	.750	357	270
Cleveland	5	11	0	.313	271	332
Cincinnati	4	12	0	.250	322	395

##### South Division

	W	L	T	Pct.	Pts.	OP
Indianapolis	10	6	0	.625	435	388
Jacksonville	8	8	0	.500	353	419
Houston	6	10	0	.375	390	427
Tennessee	6	10	0	.375	356	339

##### West Division

	W	L	T	Pct.	Pts.	OP
Kansas City	10	6	0	.625	366	326
San Diego	9	7	0	.563	441	322
Oakland	8	8	0	.500	410	371
Denver	4	12	0	.250	344	471

#### NATIONAL CONFERENCE

##### East Division

	W	L	T	Pct.	Pts.	OP
Philadelphia	10	6	0	.625	439	377
New York Giants	10	6	0	.625	394	347
Dallas	6	10	0	.375	394	436
Washington	6	10	0	.375	302	377

##### North Division

	W	L	T	Pct.	Pts.	OP
Chicago	11	5	0	.688	334	286
Green Bay*	10	6	0	.625	388	240
Detroit	6	10	0	.375	362	369
Minnesota	6	10	0	.375	281	348

##### South Division

	W	L	T	Pct.	Pts.	OP
Atlanta#	13	3	0	.813	414	288
New Orleans*	11	5	0	.688	384	307
Tampa Bay	10	6	0	.625	341	318
Carolina	2	14	0	.125	196	408

##### West Division

	W	L	T	Pct.	Pts.	OP
Seattle	7	9	0	.438	310	407
St. Louis	7	9	0	.438	289	328
San Francisco	6	10	0	.375	305	346
Arizona	5	11	0	.313	289	434

\*Wild Card qualifier for playoffs: #Top playoff seed in conference

Pittsburgh finished ahead of Baltimore based on better division record (5-1 to 4-2). Indianapolis finished ahead of Kansas City based on head-to-head victory. Houston finished ahead of Tennessee based on better division record (3-3 to 2-4).

Philadelphia finished ahead of the Giants based on head-to-head sweep. Dallas finished ahead of Washington based on better division record (3-3 to 2-4). Green Bay finished ahead of the Giants and Tampa Bay based on best strength of victory (Green Bay .475; Giants .400; Tampa Bay .344). Detroit finished ahead of Minnesota based on better division record (2-4 to 1-5). Seattle finished ahead of St. Louis based on better division record (4-2 to 3-3).

Wild Card Playoff Games: N.Y. Jets 17, INDIANAPOLIS 16;

Baltimore 30, KANSAS CITY 7

Divisional Playoff Games: PITTSBURGH 31, Baltimore 24;

N.Y. Jets 28, NEW ENGLAND 21

AFC Championship Game: PITTSBURGH 24, N.Y. Jets 19

Wild Card Playoff Games: SEATTLE 41, New Orleans 36;

Green Bay 21, PHILADELPHIA 16

Divisional Playoff Games: Green Bay 48, ATLANTA 21;

CHICAGO 35, Seattle 24

NFC Championship Game: Green Bay 21, CHICAGO 14

Super Bowl XLV: Green Bay (NFC) 31, Pittsburgh (AFC) 25  
at Cowboys Stadium; Arlington, Texas

#### Playoff Seeds

##### AFC

1. New England
2. Pittsburgh
3. Indianapolis
4. Kansas City
5. Baltimore
6. N.Y. Jets

##### NFC

1. Atlanta
2. Chicago
3. Philadelphia
4. Seattle
5. New Orleans
6. Green Bay

PAST STANDINGS

2009

AMERICAN CONFERENCE

East Division					
	W	L	T	Pct.	Pts.
New England	10	6	0	.625	427
New York Jets*	9	7	0	.563	348
Miami	7	9	0	.438	360
Buffalo	6	10	0	.375	258
North Division					
	W	L	T	Pct.	Pts.
Cincinnati	10	6	0	.625	305
Baltimore*	9	7	0	.563	391
Pittsburgh	9	7	0	.563	368
Cleveland	5	11	0	.313	245
South Division					
	W	L	T	Pct.	Pts.
Indianapolis#	14	2	0	.875	416
Houston	9	7	0	.563	388
Tennessee	8	8	0	.500	354
Jacksonville	7	9	0	.438	290
West Division					
	W	L	T	Pct.	Pts.
San Diego	13	3	0	.813	454
Denver	8	8	0	.500	326
Oakland	5	11	0	.313	197
Kansas City	4	12	0	.250	294

NATIONAL CONFERENCE

East Division					
	W	L	T	Pct.	Pts.
Dallas	11	5	0	.688	361
Philadelphia*	11	5	0	.688	429
New York Giants	8	8	0	.500	402
Washington	4	12	0	.250	266
North Division					
	W	L	T	Pct.	Pts.
Minnesota	12	4	0	.750	470
Green Bay*	11	5	0	.688	461
Chicago	7	9	0	.438	327
Detroit	2	14	0	.125	262
South Division					
	W	L	T	Pct.	Pts.
New Orleans#	13	3	0	.813	510
Atlanta	9	7	0	.563	363
Carolina	8	8	0	.500	315
Tampa Bay	3	13	0	.188	244
West Division					
	W	L	T	Pct.	Pts.
Arizona	10	6	0	.625	375
San Francisco	8	8	0	.500	330
Seattle	5	11	0	.313	280
St. Louis	1	15	0	.063	175

*\*Wild Card qualifier for playoffs: #Top playoff seed in conference*  
*New England finished ahead of Cincinnati based on better strength of victory (.450 to Bengals' .438). Baltimore finished ahead of Pittsburgh based on better division record (3-3 to Steelers' 2-4). New York Jets finished ahead of Baltimore for first Wild Card based on better record vs. common opponents (4-1 to Ravens' 1-4) and ahead of Houston based on better conference record (7-5 to Texans' 6-6). Baltimore was second Wild Card based on better conference record than Houston (7-5 to Texans' 6-6). Dallas finished ahead of Philadelphia based on head-to-head sweep (2-0). Green Bay was first Wild Card ahead of Philadelphia based on better record vs. common opponents (4-1 to Eagles' 3-2).*

Wild Card Playoff: New York Jets 24, CINCINNATI 14;  
 Baltimore 33, NEW ENGLAND 14  
 Divisional Playoff: INDIANAPOLIS 20, Baltimore 3;  
 New York Jets 17, SAN DIEGO 14  
 AFC Championship: INDIANAPOLIS 30, New York Jets 17  
 Wild Card Playoff: DALLAS 34, Philadelphia 14;  
 ARIZONA 51, Green Bay 45 (OT)  
 Divisional Playoff Games: NEW ORLEANS 45, Arizona 14;  
 MINNESOTA 34, Dallas 3  
 NFC Championship Game: NEW ORLEANS 31, Minnesota 28 (OT)  
 Super Bowl XLIV: New Orleans (NFC) 31, Indianapolis (AFC) 17  
 at Sun Life Stadium; Miami Gardens, Fla.

Playoff Seeds

<b>AFC</b>	<b>NFC</b>
1. Indianapolis	1. New Orleans
2. San Diego	2. Minnesota
3. New England	3. Dallas
4. Cincinnati	4. Arizona
5. New York Jets	5. Green Bay
6. Baltimore	6. Philadelphia

2008

AMERICAN CONFERENCE

East Division					
	W	L	T	Pct.	Pts.
Miami	11	5	0	.688	345
New England	11	5	0	.688	410
New York Jets	9	7	0	.563	405
Buffalo	7	9	0	.438	336
North Division					
	W	L	T	Pct.	Pts.
Pittsburgh	12	4	0	.750	347
Baltimore*	11	5	0	.688	385
Cincinnati	4	11	1	.281	204
Cleveland	4	12	0	.250	232
South Division					
	W	L	T	Pct.	Pts.
Tennessee#	13	3	0	.813	375
Indianapolis*	12	4	0	.750	377
Houston	8	8	0	.500	366
Jacksonville	5	11	0	.313	302
West Division					
	W	L	T	Pct.	Pts.
San Diego	8	8	0	.500	439
Denver	8	8	0	.500	370
Oakland	5	11	0	.313	263
Kansas City	2	14	0	.125	291

NATIONAL CONFERENCE

East Division					
	W	L	T	Pct.	Pts.
New York Giants#	12	4	0	.750	427
Philadelphia*	9	6	1	.594	416
Dallas	9	7	0	.563	362
Washington	8	8	0	.500	265
North Division					
	W	L	T	Pct.	Pts.
Minnesota	10	6	0	.625	379
Chicago	9	7	0	.563	375
Green Bay	6	10	0	.375	419
Detroit	0	16	0	.000	268
South Division					
	W	L	T	Pct.	Pts.
Carolina	12	4	0	.750	414
Atlanta*	11	5	0	.688	391
Tampa Bay	9	7	0	.563	361
New Orleans	8	8	0	.500	463
West Division					
	W	L	T	Pct.	Pts.
Arizona	9	7	0	.563	427
San Francisco	7	9	0	.438	339
Seattle	4	12	0	.250	294
St. Louis	2	14	0	.125	232

*\*Wild Card qualifier for playoffs: #Top playoff seed in conference*  
*Miami finished ahead of New England based on better conference record (8-4 to Patriots' 7-5). Baltimore was second Wild Card ahead of New England based on better conference record (8-4 to Patriots' 7-5). San Diego finished ahead of Denver based on better division record (5-1 to Broncos' 3-3). N.Y. Giants finished ahead of Carolina based on head-to-head victory.*

Wild Card Playoff: SAN DIEGO 23, Indianapolis 17 (OT);  
 Baltimore 27, MIAMI 9  
 Divisional Playoff: Baltimore 13, TENNESSEE 10;  
 PITTSBURGH 35, San Diego 24  
 AFC Championship: PITTSBURGH 23, Baltimore 14  
 Wild Card Playoff: ARIZONA 30, Atlanta 24;  
 Philadelphia 26, MINNESOTA 14  
 Divisional Playoff: Arizona 33, CAROLINA 13;  
 Philadelphia 23, N.Y. GIANTS 11  
 NFC Championship: ARIZONA 32, Philadelphia 25  
 Super Bowl XLIII: Pittsburgh (AFC) 27, Arizona (NFC) 23  
 at Raymond James Stadium; Tampa, Fla.

Playoff Seeds

<b>AFC</b>	<b>NFC</b>
1. Tennessee	1. N.Y. Giants
2. Pittsburgh	2. Carolina
3. Miami	3. Minnesota
4. San Diego	4. Arizona
5. Indianapolis	5. Atlanta
6. Baltimore	6. Philadelphia



## PAST STANDINGS

### 2007

#### AMERICAN CONFERENCE

##### East Division

	W	L	T	Pct.	Pts.	OP
New England#	16	0	0	1.000	589	274
Buffalo	7	9	0	.438	252	354
New York Jets	4	12	0	.250	268	355
Miami	1	15	0	.063	267	437

##### North Division

	W	L	T	Pct.	Pts.	OP
Pittsburgh	10	6	0	.625	393	269
Cleveland	10	6	0	.625	402	382
Cincinnati	7	9	0	.438	380	385
Baltimore	5	11	0	.313	275	384

##### South Division

	W	L	T	Pct.	Pts.	OP
Indianapolis	13	3	0	.813	450	262
Jacksonville*	11	5	0	.688	411	304
Tennessee*	10	6	0	.625	301	297
Houston	8	8	0	.500	379	384

##### West Division

	W	L	T	Pct.	Pts.	OP
San Diego	11	5	0	.688	412	284
Denver	7	9	0	.438	320	409
Kansas City	4	12	0	.250	226	335
Oakland	4	12	0	.250	283	398

#### NATIONAL CONFERENCE

##### East Division

	W	L	T	Pct.	Pts.	OP
Dallas#	13	3	0	.813	455	325
New York Giants*	10	6	0	.625	373	351
Washington*	9	7	0	.563	334	310
Philadelphia	8	8	0	.500	336	300

##### North Division

	W	L	T	Pct.	Pts.	OP
Green Bay	13	3	0	.813	435	291
Minnesota	8	8	0	.500	365	311
Detroit	7	9	0	.438	346	444
Chicago	7	9	0	.438	334	348

##### South Division

	W	L	T	Pct.	Pts.	OP
Tampa Bay	9	7	0	.563	334	270
Carolina	7	9	0	.438	267	347
New Orleans	7	9	0	.438	379	388
Atlanta	4	12	0	.250	259	414

##### West Division

	W	L	T	Pct.	Pts.	OP
Seattle	10	6	0	.625	393	291
Arizona	8	8	0	.500	404	399
San Francisco	5	11	0	.313	219	364
St. Louis	3	13	0	.188	263	438

*\*Wild Card qualifier for playoffs; #Top playoff seed in conference  
Pittsburgh finished ahead of Cleveland based on head-to-head sweep (2-0). Tennessee finished ahead of Cleveland based on better record vs. common opponents (4-1 to Browns' 3-2). Kansas City finished ahead of Oakland based on better record vs. common opponents (2-10 to Raiders' 1-11). Dallas finished ahead of Green Bay based on head-to-head victory. Detroit finished ahead of Chicago based on head-to-head sweep (2-0). Carolina finished ahead of New Orleans based on better conference record (7-5 to Saints' 6-6).*

Wild Card Playoff: Jacksonville 31, PITTSBURGH 29;

SAN DIEGO 17, Tennessee 6

Divisional Playoff: NEW ENGLAND 31, Jacksonville 20;

San Diego 28, INDIANAPOLIS 24

AFC Championship: NEW ENGLAND 21, San Diego 12

Wild Card Playoff: SEATTLE 35, Washington 14;

N.Y. Giants 24, TAMPA BAY 14

Divisional Playoff: GREEN BAY 42, Seattle 20;

N.Y. Giants 21, DALLAS 17

NFC Championship: N.Y. Giants 23, GREEN BAY 20 (OT)

Super Bowl XLII: N.Y. Giants (NFC) 17, New England (AFC) 14  
at University of Phoenix Stadium; Glendale, Ariz.

#### Playoff Seeds

##### AFC

1. New England
2. Indianapolis
3. San Diego
4. Pittsburgh
5. Jacksonville
6. Tennessee

##### NFC

1. Dallas
2. Green Bay
3. Seattle
4. Tampa Bay
5. N.Y. Giants
6. Washington

### 2006

#### AMERICAN CONFERENCE

##### East Division

	W	L	T	Pct.	Pts.	OP
New England	12	4	0	.750	385	237
New York Jets*	10	6	0	.625	316	295
Buffalo	7	9	0	.438	300	311
Miami	6	10	0	.375	260	283

##### North Division

	W	L	T	Pct.	Pts.	OP
Baltimore	13	3	0	.813	353	201
Cincinnati	8	8	0	.500	373	331
Pittsburgh	8	8	0	.500	353	315
Cleveland	4	12	0	.250	238	356

##### South Division

	W	L	T	Pct.	Pts.	OP
Indianapolis	12	4	0	.750	427	360
Tennessee	8	8	0	.500	324	404
Jacksonville	8	8	0	.500	371	274
Houston	6	10	0	.375	267	366

##### West Division

	W	L	T	Pct.	Pts.	OP
San Diego#	14	2	0	.875	492	303
Kansas City*	9	7	0	.563	331	315
Denver	9	7	0	.563	319	305
Oakland	2	14	0	.125	168	332

#### NATIONAL CONFERENCE

##### East Division

	W	L	T	Pct.	Pts.	OP
Philadelphia	10	6	0	.625	398	328
Dallas*	9	7	0	.563	425	350
New York Giants*	8	8	0	.500	355	362
Washington	5	11	0	.313	307	376

##### North Division

	W	L	T	Pct.	Pts.	OP
Chicago#	13	3	0	.813	427	255
Green Bay	8	8	0	.500	301	366
Minnesota	6	10	0	.375	282	327
Detroit	3	13	0	.188	305	398

##### South Division

	W	L	T	Pct.	Pts.	OP
New Orleans	10	6	0	.625	413	322
Carolina	8	8	0	.500	270	305
Atlanta	7	9	0	.438	292	328
Tampa Bay	4	12	0	.250	211	353

##### West Division

	W	L	T	Pct.	Pts.	OP
Seattle	9	7	0	.563	335	341
St. Louis	8	8	0	.500	367	381
San Francisco	7	9	0	.438	298	412
Arizona	5	11	0	.313	314	389

*\*Wild Card qualifier for playoffs; #Top playoff seed in conference  
Indianapolis finished ahead of New England based on head-to-head victory. Cincinnati finished ahead of Pittsburgh based on better division record (4-2 to Steelers' 3-3). Tennessee finished ahead of Jacksonville based on better division record (4-2 to Jaguars' 2-4). Kansas City finished ahead of Denver based on better division record (4-2 to Broncos' 3-3). New Orleans finished ahead of Philadelphia based on head-to-head victory. N.Y. Giants finished ahead of Carolina and St. Louis based on better conference record (Giants' 7-5 to Panthers' 6-6 and Rams' 6-6) and ahead of Green Bay based on strength of victory (.422 to Packers' .383).*

Wild Card Playoff: INDIANAPOLIS 23, Kansas City 8;

NEW ENGLAND 37, N.Y. Jets 16

Divisional Playoff: Indianapolis 15, BALTIMORE 6;

New England 24, SAN DIEGO 21

AFC Championship: INDIANAPOLIS 38, New England 34

Wild Card Playoff: SEATTLE 21, Dallas 20;

PHILADELPHIA 23, N.Y. Giants 20

Divisional Playoff: NEW ORLEANS 27, Philadelphia 24;

CHICAGO 27, Seattle 24 (OT)

NFC Championship: CHICAGO 39, New Orleans 14

Super Bowl XLI: Indianapolis (AFC) 29, Chicago (NFC) 17  
at Dolphin Stadium; Miami Gardens, Fla.

#### Playoff Seeds

##### AFC

1. San Diego
2. Baltimore
3. Indianapolis
4. New England
5. N.Y. Jets
6. Kansas City

##### NFC

1. Chicago
2. New Orleans
3. Philadelphia
4. Seattle
5. Dallas
6. N.Y. Giants

PAST STANDINGS

2005

AMERICAN CONFERENCE

East Division					
	W	L	T	Pct.	Pts.
New England	10	6	0	.625	379
Miami	9	7	0	.563	318
Buffalo	5	11	0	.313	271
N.Y. Jets	4	12	0	.250	240
North Division					
	W	L	T	Pct.	Pts.
Cincinnati	11	5	0	.688	421
Pittsburgh*	11	5	0	.688	389
Baltimore	6	10	0	.375	265
Cleveland	6	10	0	.375	232
South Division					
	W	L	T	Pct.	Pts.
Indianapolis#	14	2	0	.875	439
Jacksonville*	12	4	0	.750	361
Tennessee	4	12	0	.250	299
Houston	2	14	0	.125	260
West Division					
	W	L	T	Pct.	Pts.
Denver	13	3	0	.813	395
Kansas City	10	6	0	.625	403
San Diego	9	7	0	.563	418
Oakland	4	12	0	.250	290

NATIONAL CONFERENCE

East Division					
	W	L	T	Pct.	Pts.
N.Y. Giants	11	5	0	.688	422
Washington*	10	6	0	.625	359
Dallas	9	7	0	.563	325
Philadelphia	6	10	0	.375	310
North Division					
	W	L	T	Pct.	Pts.
Chicago	11	5	0	.688	260
Minnesota	9	7	0	.563	306
Detroit	5	11	0	.313	254
Green Bay	4	12	0	.250	298
South Division					
	W	L	T	Pct.	Pts.
Tampa Bay	11	5	0	.688	300
Carolina*	11	5	0	.688	391
Atlanta	8	8	0	.500	351
New Orleans	3	13	0	.188	235
West Division					
	W	L	T	Pct.	Pts.
Seattle#	13	3	0	.813	452
St. Louis	6	10	0	.375	363
Arizona	5	11	0	.313	311
San Francisco	4	12	0	.250	239

\*Wild Card qualifier for playoffs; #Top playoff seed in conference  
 Cincinnati finished ahead of Pittsburgh based on better division record (5-1 to Steelers' 4-2). Baltimore finished ahead of Cleveland based on better division record (2-4 to Browns' 1-5). Tampa Bay finished ahead of Carolina based on better division record (5-1 to Panthers' 4-2). Chicago finished ahead of Tampa Bay, and Tampa Bay finished ahead of the N.Y. Giants, based on better conference record (Bears' 10-2 to Buccaneers' 9-3 to Giants' 8-4).

Wild Card playoff: NEW ENGLAND 28, Jacksonville 3;  
 Pittsburgh 31, CINCINNATI 17  
 Divisional playoff: DENVER 27, New England 13;  
 Pittsburgh 21, INDIANAPOLIS 18  
 AFC Championship: Pittsburgh 34, DENVER 17  
 Wild Card playoffs: Washington 17, TAMPA BAY 10;  
 Carolina 23, NEW YORK GIANTS 0  
 Divisional playoff: SEATTLE 20, Washington 10;  
 Carolina 29, CHICAGO 21  
 NFC Championship: SEATTLE 34, Carolina 14  
 Super Bowl XL: Pittsburgh (AFC) 21, Seattle (NFC) 10  
 at Ford Field; Detroit, Mich.

Playoff Seeds

<b>AFC</b>	<b>NFC</b>
1. Indianapolis	1. Seattle
2. Denver	2. Chicago
3. Cincinnati	3. Tampa Bay
4. New England	4. New York Giants
5. Jacksonville	5. Carolina
6. Pittsburgh	6. Washington

2004

AMERICAN CONFERENCE

East Division					
	W	L	T	Pct.	Pts.
New England	14	2	0	.875	437
N.Y. Jets*	10	6	0	.625	333
Buffalo	9	7	0	.563	395
Miami	4	12	0	.250	275
North Division					
	W	L	T	Pct.	Pts.
Pittsburgh#	15	1	0	.938	372
Baltimore	9	7	0	.563	317
Cincinnati	8	8	0	.500	374
Cleveland	4	12	0	.250	276
South Division					
	W	L	T	Pct.	Pts.
Indianapolis	12	4	0	.750	522
Jacksonville	9	7	0	.563	261
Houston	7	9	0	.438	309
Tennessee	5	11	0	.313	344
West Division					
	W	L	T	Pct.	Pts.
San Diego	12	4	0	.750	446
Denver*	10	6	0	.625	381
Kansas City	7	9	0	.438	483
Oakland	5	11	0	.313	320

NATIONAL CONFERENCE

East Division					
	W	L	T	Pct.	Pts.
Philadelphia#	13	3	0	.813	386
N.Y. Giants	6	10	0	.375	303
Dallas	6	10	0	.375	293
Washington	6	10	0	.375	240
North Division					
	W	L	T	Pct.	Pts.
Green Bay	10	6	0	.625	424
Minnesota*	8	8	0	.500	405
Detroit	6	10	0	.375	296
Chicago	5	11	0	.313	231
South Division					
	W	L	T	Pct.	Pts.
Allanta	11	5	0	.688	340
New Orleans	8	8	0	.500	348
Carolina	7	9	0	.438	355
Tampa Bay	5	11	0	.313	301
West Division					
	W	L	T	Pct.	Pts.
Seattle	9	7	0	.563	371
St. Louis*	8	8	0	.500	319
Arizona	6	10	0	.375	284
San Francisco	2	14	0	.125	259

\*Wild Card qualifier for playoffs; #Top playoff seed in conference  
 Indianapolis finished ahead of San Diego based on head-to-head victory. N.Y. Jets finished ahead of Denver based on better record vs. common opponents (5-0 to Broncos' 3-2). St. Louis finished ahead of New Orleans and Minnesota based on best conference record (7-5 to Saints' 6-6 to Vikings' 5-7), and Minnesota finished ahead of New Orleans based on head-to-head victory. N.Y. Giants finished ahead of Dallas and Washington based on better head-to-head record (3-1 to Cowboys' 2-2 to Redskins' 1-3), and Dallas finished ahead of Washington based on head-to-head sweep (2-0).

Wild Card playoffs: N.Y. Jets 20, SAN DIEGO 17 (OT);  
 INDIANAPOLIS 49, Denver 24  
 Divisional playoffs: PITTSBURGH 20, N.Y. Jets 17 (OT);  
 NEW ENGLAND 20, Indianapolis 3  
 AFC Championship: New England 41, PITTSBURGH 27  
 Wild Card playoffs: St. Louis 27, SEATTLE 20;  
 Minnesota 31, GREEN BAY 17  
 Divisional playoffs: ATLANTA 47, St. Louis 17;  
 PHILADELPHIA 27, Minnesota 14  
 NFC Championship: PHILADELPHIA 27, Atlanta 10  
 Super Bowl XXXIX: New England (AFC) 24, Philadelphia (NFC) 21  
 at Alltel Stadium; Jacksonville, Fla.

Playoff Seeds

<b>AFC</b>	<b>NFC</b>
1. Pittsburgh	1. Philadelphia
2. New England	2. Atlanta
3. Indianapolis	3. Green Bay
4. San Diego	4. Seattle
5. N.Y. Jets	5. St. Louis
6. Denver	6. Minnesota

## PAST STANDINGS

### 2003

#### AMERICAN CONFERENCE

##### East Division

	W	L	T	Pct.	Pts.	OP
New England#	14	2	0	.875	348	238
Miami	10	6	0	.625	311	261
Buffalo	6	10	0	.375	243	279
N.Y. Jets	6	10	0	.375	283	299

##### North Division

	W	L	T	Pct.	Pts.	OP
Baltimore	10	6	0	.625	391	281
Cincinnati	8	8	0	.500	346	384
Pittsburgh	6	10	0	.375	300	327
Cleveland	5	11	0	.313	254	322

##### South Division

	W	L	T	Pct.	Pts.	OP
Indianapolis	12	4	0	.750	447	336
Tennessee*	12	4	0	.750	435	324
Jacksonville	5	11	0	.313	276	331
Houston	5	11	0	.313	255	380

##### West Division

	W	L	T	Pct.	Pts.	OP
Kansas City	13	3	0	.813	484	332
Denver*	10	6	0	.625	381	301
Oakland	4	12	0	.250	270	379
San Diego	4	12	0	.250	313	441

#### NATIONAL CONFERENCE

##### East Division

	W	L	T	Pct.	Pts.	OP
Philadelphia#	12	4	0	.750	374	287
Dallas*	10	6	0	.625	289	260
Washington	5	11	0	.313	287	372
N.Y. Giants	4	12	0	.250	243	387

##### North Division

	W	L	T	Pct.	Pts.	OP
Green Bay	10	6	0	.625	442	307
Minnesota	9	7	0	.563	416	353
Chicago	7	9	0	.438	283	346
Detroit	5	11	0	.313	270	379

##### South Division

	W	L	T	Pct.	Pts.	OP
Carolina	11	5	0	.688	325	304
New Orleans	8	8	0	.500	340	326
Tampa Bay	7	9	0	.438	301	264
Atlanta	5	11	0	.313	299	422

##### West Division

	W	L	T	Pct.	Pts.	OP
St. Louis	12	4	0	.750	447	328
Seattle*	10	6	0	.625	404	327
San Francisco	7	9	0	.438	384	337
Arizona	4	12	0	.250	225	452

*\*Wild Card qualifier for playoffs; #Top playoff seed in conference*  
*Buffalo finished ahead of N.Y. Jets based on better division record (2-4 to Jets' 1-5). Indianapolis finished ahead of Tennessee based on head-to-head sweep (2-0). Jacksonville finished ahead of Houston based on better division record (2-4 to Texans' 1-5). Denver finished ahead of Miami based on better conference record (9-3 to Dolphins' 7-5). Oakland finished ahead of San Diego based on better conference record (3-9 to Chargers' 2-10). Philadelphia finished ahead of St. Louis based on better conference record (9-3 to Rams' 8-4). Seattle finished ahead of Dallas based on better strength of victory (65-95 to Cowboys' 62-98).*

Wild Card playoffs: Tennessee 20, BALTIMORE 17;

INDIANAPOLIS 41, Denver 10

Divisional playoffs: NEW ENGLAND 17, Tennessee 14;

Indianapolis 38, KANSAS CITY 31

AFC Championship: NEW ENGLAND 24, Indianapolis 14

Wild Card playoffs: CAROLINA 29, Dallas 10;

GREEN BAY 33, Seattle 27 (OT)

Divisional playoffs: Carolina 29, ST. LOUIS 23 (2OT);

PHILADELPHIA 20, Green Bay 17 (OT)

NFC Championship: Carolina 14, PHILADELPHIA 3

Super Bowl XXXVIII: New England (AFC) 32, Carolina (NFC) 29

at Reliant Stadium; Houston, Texas

#### Playoff Seeds

##### AFC

1. New England
2. Kansas City
3. Indianapolis
4. Baltimore
5. Tennessee
6. Denver

##### NFC

1. Philadelphia
2. St. Louis
3. Carolina
4. Green Bay
5. Seattle
6. Dallas

### 2002

#### AMERICAN CONFERENCE

##### East Division

	W	L	T	Pct.	Pts.	OP
N.Y. Jets	9	7	0	.563	359	336
New England	9	7	0	.563	381	346
Miami	9	7	0	.563	378	301
Buffalo	8	8	0	.500	379	397

##### North Division

	W	L	T	Pct.	Pts.	OP
Pittsburgh	10	5	1	.656	390	345
Cleveland*	9	7	0	.563	344	320
Baltimore	7	9	0	.438	316	354
Cincinnati	2	14	0	.125	279	456

##### South Division

	W	L	T	Pct.	Pts.	OP
Tennessee	11	5	0	.688	367	324
Indianapolis*	10	6	0	.625	349	313
Jacksonville	6	10	0	.375	328	315
Houston	4	12	0	.250	213	356

##### West Division

	W	L	T	Pct.	Pts.	OP
Oakland#	11	5	0	.688	450	304
Denver	9	7	0	.563	392	344
San Diego	8	8	0	.500	333	367
Kansas City	8	8	0	.500	467	399

#### NATIONAL CONFERENCE

##### East Division

	W	L	T	Pct.	Pts.	OP
Philadelphia#	12	4	0	.750	415	241
N.Y. Giants*	10	6	0	.625	320	279
Washington	7	9	0	.438	307	365
Dallas	5	11	0	.313	217	329

##### North Division

	W	L	T	Pct.	Pts.	OP
Green Bay	12	4	0	.750	398	328
Minnesota	6	10	0	.375	390	442
Chicago	4	12	0	.250	281	379
Detroit	3	13	0	.188	306	451

##### South Division

	W	L	T	Pct.	Pts.	OP
Tampa Bay	12	4	0	.750	346	196
Atlanta*	9	6	1	.594	402	314
New Orleans	9	7	0	.563	432	388
Carolina	7	9	0	.438	258	302

##### West Division

	W	L	T	Pct.	Pts.	OP
San Francisco	10	6	0	.625	367	351
St. Louis	7	9	0	.438	316	369
Seattle	7	9	0	.438	355	369
Arizona	5	11	0	.313	262	417

*\*Wild Card qualifier for playoffs; #Top playoff seed in conference*  
*New York Jets finished ahead of New England based on better record in common games (8-4 to Patriots' 7-5) and Miami based on better division record (4-2 to Dolphins' 2-4). New England finished ahead of Miami based on better division record (4-2 to Dolphins' 2-4). Cleveland finished ahead of Denver and New England based on better conference record (7-5 to Broncos' 5-7 and Patriots' 6-6). Oakland finished ahead of Tennessee based on better head-to-head record (1-0). San Diego finished ahead of Kansas City based on better division record (3-3 to Chiefs' 2-4). Philadelphia finished ahead of Green Bay and Tampa Bay based on better conference record (11-1 to Packers' 9-3 and Buccaneers' 9-3). Tampa Bay finished ahead of Green Bay based on better head-to-head record (1-0). St. Louis finished ahead of Seattle based on better division record (4-2 to Seahawks' 2-4).*

Wild Card playoffs: N.Y. JETS 41, Indianapolis 0;

PITTSBURGH 36, Cleveland 33

Divisional playoffs: TENNESSEE 34, Pittsburgh 31 (OT);

OAKLAND 30, N.Y. Jets 10

AFC Championship: OAKLAND 41, Tennessee 24

Wild Card playoffs: Atlanta 27, GREEN BAY 7;

SAN FRANCISCO 39, N.Y. Giants 38

Divisional playoffs: PHILADELPHIA 20, Atlanta 6;

TAMPA BAY 31, San Francisco 6

NFC Championship: Tampa Bay 27, PHILADELPHIA 10

Super Bowl XXXVII: Tampa Bay (NFC) 48, Oakland (AFC) 21

at Qualcomm Stadium; San Diego, Calif.

#### Playoff Seeds

##### AFC

1. Oakland
2. Tennessee
3. Pittsburgh
4. N.Y. Jets
5. Indianapolis
6. Cleveland

##### NFC

1. Philadelphia
2. Tampa Bay
3. Green Bay
4. San Francisco
5. N.Y. Giants
6. Atlanta

## PAST STANDINGS

### 2001

#### AMERICAN CONFERENCE

##### Eastern Division

	W	L	T	Pct.	Pts.	OP
New England	11	5	0	.688	371	272
Miami*	11	5	0	.688	344	290
N.Y. Jets*	10	6	0	.625	308	295
Indianapolis	6	10	0	.375	413	486
Buffalo	3	13	0	.188	265	420

##### Central Division

	W	L	T	Pct.	Pts.	OP
Pittsburgh#	13	3	0	.813	352	212
Baltimore*	10	6	0	.625	303	265
Cleveland	7	9	0	.438	285	319
Tennessee	7	9	0	.438	336	388
Jacksonville	6	10	0	.375	294	286
Cincinnati	6	10	0	.375	226	309

##### Western Division

	W	L	T	Pct.	Pts.	OP
Oakland	10	6	0	.625	399	327
Seattle	9	7	0	.563	301	324
Denver	8	8	0	.500	340	339
Kansas City	6	10	0	.375	320	344
San Diego	5	11	0	.313	332	321

#### NATIONAL CONFERENCE

##### Eastern Division

	W	L	T	Pct.	Pts.	OP
Philadelphia	11	5	0	.688	343	208
Washington	8	8	0	.500	256	303
N.Y. Giants	7	9	0	.438	294	321
Arizona	7	9	0	.438	295	343
Dallas	5	11	0	.313	246	338

##### Central Division

	W	L	T	Pct.	Pts.	OP
Chicago	13	3	0	.813	338	203
Green Bay*	12	4	0	.750	390	266
Tampa Bay*	9	7	0	.563	324	280
Minnesota	5	11	0	.313	290	390
Detroit	2	14	0	.125	270	424

##### Western Division

	W	L	T	Pct.	Pts.	OP
St. Louis#	14	2	0	.875	503	273
San Francisco*	12	4	0	.750	409	282
New Orleans	7	9	0	.438	333	409
Atlanta	7	9	0	.438	291	377
Carolina	1	15	0	.063	253	410

*\*Wild Card qualifier for playoffs: #Top playoff seed in conference*  
 New England finished ahead of Miami based on better division record (6-2 to Dolphins' 5-3). Baltimore was second Wild Card ahead of N.Y. Jets based on better record against common opponents (3-2 to Jets' 2-2). Cleveland finished ahead of Tennessee based on better division record (5-5 to Titans' 3-7). Jacksonville finished ahead of Cincinnati based on head-to-head record (2-0). N.Y. Giants finished ahead of Arizona based on head-to-head record (2-0). Green Bay was first Wild Card ahead of San Francisco based on better conference record (9-3 to 49ers' 8-4). New Orleans finished ahead of Atlanta based on better division record (4-4 to Falcons' 3-5).  
 Wild Card playoffs: OAKLAND 38, N.Y. Jets 24; Baltimore 20, MIAMI 3  
 Divisional playoffs: NEW ENGLAND 16, Oakland 13 (OT); PITTSBURGH 27, Baltimore 10  
 AFC Championship: New England 24, PITTSBURGH 17  
 Wild Card playoffs: PHILADELPHIA 31, Tampa Bay 9; GREEN BAY 25, San Francisco 15  
 Divisional playoffs: Philadelphia 33, CHICAGO 19; ST. LOUIS 45, Green Bay 17  
 NFC Championship: ST. LOUIS 29, Philadelphia 24  
 Super Bowl XXXVI: New England (AFC) 20, St. Louis (NFC) 17 at Louisiana Superdome; New Orleans, La.

#### Playoff Seeds

##### AFC

- Pittsburgh
- New England
- Oakland
- Miami
- Baltimore
- N.Y. Jets

##### NFC

- St. Louis
- Chicago
- Philadelphia
- Green Bay
- San Francisco
- Tampa Bay

### 2000

#### AMERICAN CONFERENCE

##### Eastern Division

	W	L	T	Pct.	Pts.	OP
Miami	11	5	0	.688	323	226
Indianapolis*	10	6	0	.625	429	326
N.Y. Jets	9	7	0	.563	321	321
Buffalo	8	8	0	.500	315	350
New England	5	11	0	.313	276	338

##### Central Division

	W	L	T	Pct.	Pts.	OP
Tennessee#	13	3	0	.813	346	191
Baltimore*	12	4	0	.750	333	165
Pittsburgh	9	7	0	.563	321	255
Jacksonville	7	9	0	.438	367	327
Cincinnati	4	12	0	.250	185	359
Cleveland	3	13	0	.188	161	419

##### Western Division

	W	L	T	Pct.	Pts.	OP
Oakland	12	4	0	.750	479	299
Denver*	11	5	0	.688	485	369
Kansas City	7	9	0	.438	355	354
Seattle	6	10	0	.375	320	405
San Diego	1	15	0	.063	269	440

#### NATIONAL CONFERENCE

##### Eastern Division

	W	L	T	Pct.	Pts.	OP
N.Y. Giants#	12	4	0	.750	328	246
Philadelphia*	11	5	0	.688	351	245
Washington	8	8	0	.500	281	269
Dallas	5	11	0	.313	294	361
Arizona	3	13	0	.188	210	443

##### Central Division

	W	L	T	Pct.	Pts.	OP
Minnesota	11	5	0	.688	397	371
Tampa Bay*	10	6	0	.625	388	269
Green Bay	9	7	0	.563	353	323
Detroit	9	7	0	.563	307	307
Chicago	5	11	0	.313	216	355

##### Western Division

	W	L	T	Pct.	Pts.	OP
New Orleans	10	6	0	.625	354	305
St. Louis*	10	6	0	.625	540	471
Carolina	7	9	0	.438	310	310
San Francisco	6	10	0	.375	388	422
Atlanta	4	12	0	.250	252	413

*\*Wild Card qualifier for playoffs: #Top playoff seed in conference*  
 Green Bay finished ahead of Detroit based on better division record (5-3 to Lions' 3-5). New Orleans finished ahead of St. Louis based on better division record (7-1 to Rams' 5-3). Tampa Bay was second Wild Card based on head-to-head victory over St. Louis (1-0).  
 Wild Card playoffs: MIAMI 23, Indianapolis 17 (OT); BALTIMORE 21, Denver 3  
 Divisional playoffs: OAKLAND 27, Miami 0; Baltimore 24, TENNESSEE 10  
 AFC Championship: Baltimore 16, OAKLAND 3  
 Wild Card playoffs: NEW ORLEANS 31, St. Louis 28; PHILADELPHIA 21, Tampa Bay 3  
 Divisional playoffs: MINNESOTA 34, New Orleans 16; N.Y. GIANTS 20, Philadelphia 10  
 NFC Championship: N.Y. GIANTS 41, Minnesota 0  
 Super Bowl XXXV: Baltimore (AFC) 34, N.Y. Giants (NFC) 7 at Raymond James Stadium; Tampa, Fla.

#### Playoff Seeds

##### AFC

- Tennessee
- Oakland
- Miami
- Baltimore
- Denver
- Indianapolis

##### NFC

- N.Y. Giants
- Minnesota
- New Orleans
- Philadelphia
- Tampa Bay
- St. Louis

## PAST STANDINGS

1999

### AMERICAN CONFERENCE

#### Eastern Division

	W	L	T	Pct.	Pts.	OP
Indianapolis	13	3	0	.813	423	333
Buffalo*	11	5	0	.688	320	229
Miami*	9	7	0	.563	326	336
N.Y. Jets	8	8	0	.500	308	309
New England	8	8	0	.500	299	284

#### Central Division

	W	L	T	Pct.	Pts.	OP
Jacksonville#	14	2	0	.875	396	217
Tennessee*	13	3	0	.813	392	324
Baltimore	8	8	0	.500	324	277
Pittsburgh	6	10	0	.375	317	320
Cincinnati	4	12	0	.250	283	460
Cleveland	2	14	0	.125	217	437

#### Western Division

	W	L	T	Pct.	Pts.	OP
Seattle	9	7	0	.563	338	298
Kansas City	9	7	0	.563	390	322
San Diego	8	8	0	.500	269	316
Oakland	8	8	0	.500	390	329
Denver	6	10	0	.375	314	318

### NATIONAL CONFERENCE

#### Eastern Division

	W	L	T	Pct.	Pts.	OP
Washington	10	6	0	.625	443	377
Dallas*	8	8	0	.500	352	276
N.Y. Giants	7	9	0	.438	299	358
Arizona	6	10	0	.375	245	382
Philadelphia	5	11	0	.313	272	357

#### Central Division

	W	L	T	Pct.	Pts.	OP
Tampa Bay	11	5	0	.688	270	235
Minnesota*	10	6	0	.625	399	335
Detroit*	8	8	0	.500	322	323
Green Bay	8	8	0	.500	357	341
Chicago	6	10	0	.375	272	341

#### Western Division

	W	L	T	Pct.	Pts.	OP
St. Louis#	13	3	0	.813	526	242
Carolina	8	8	0	.500	421	381
Atlanta	5	11	0	.313	285	380
San Francisco	4	12	0	.250	295	453
New Orleans	3	13	0	.188	260	434

*\*Wild Card qualifier for playoffs: #Top playoff seed in conference  
Miami was third Wild Card ahead of Kansas City based on better record against common opponents (6-1 to Chiefs' 5-3). N.Y. Jets finished ahead of New England based on better division record (4-4 to Patriots' 2-6). Seattle finished ahead of Kansas City based on head-to-head sweep (2-0). San Diego finished ahead of Oakland based on better division record (5-3 to Raiders' 3-5). Dallas was second Wild Card based on better record against common opponents (4-2 to Lions' 3-3) and better conference record than Carolina (7-5 to Panthers' 6-6). Detroit was third Wild Card based on better conference record than Green Bay (7-5 to Packers' 6-6) and head-to-head victory over Carolina.*

Wild Card playoffs: TENNESSEE 22, Buffalo 16;

Miami 20, SEATTLE 17

Divisional playoffs: JACKSONVILLE 62, Miami 7;

Tennessee 19, INDIANAPOLIS 16

AFC Championship: Tennessee 33, JACKSONVILLE 14

Wild Card playoffs: WASHINGTON 27, Detroit 13;

MINNESOTA 27, Dallas 10

Divisional playoffs: TAMPA BAY 14, Washington 13;

ST. LOUIS 49, Minnesota 37

NFC Championship: ST. LOUIS 11, Tampa Bay 6

Super Bowl XXXIV: St. Louis (NFC) 23, Tennessee (AFC) 16

at Georgia Dome; Atlanta, Ga.

### Playoff Seeds

#### AFC

- Jacksonville
- Indianapolis
- Seattle
- Tennessee
- Buffalo
- Miami

#### NFC

- St. Louis
- Tampa Bay
- Washington
- Minnesota
- Dallas
- Detroit

1998

### AMERICAN CONFERENCE

#### Eastern Division

	W	L	T	Pct.	Pts.	OP
N.Y. Jets	12	4	0	.750	416	266
Miami*	10	6	0	.625	321	265
Buffalo*	10	6	0	.625	400	333
New England*	9	7	0	.563	337	329
Indianapolis	3	13	0	.188	310	444

#### Central Division

	W	L	T	Pct.	Pts.	OP
Jacksonville	11	5	0	.688	392	338
Tennessee	8	8	0	.500	330	320
Pittsburgh	7	9	0	.438	263	303
Baltimore	6	10	0	.375	269	335
Cincinnati	3	13	0	.188	268	452

#### Western Division

	W	L	T	Pct.	Pts.	OP
Denver#	14	2	0	.875	501	309
Oakland	8	8	0	.500	288	356
Seattle	8	8	0	.500	372	310
Kansas City	7	9	0	.438	327	363
San Diego	5	11	0	.313	241	342

### NATIONAL CONFERENCE

#### Eastern Division

	W	L	T	Pct.	Pts.	OP
Dallas	10	6	0	.625	381	275
Arizona*	9	7	0	.563	325	378
N.Y. Giants	8	8	0	.500	287	309
Washington	6	10	0	.375	319	421
Philadelphia	3	13	0	.188	161	344

#### Central Division

	W	L	T	Pct.	Pts.	OP
Minnesota#	15	1	0	.938	556	296
Green Bay*	11	5	0	.688	408	319
Tampa Bay	8	8	0	.500	314	295
Detroit	5	11	0	.313	306	378
Chicago	4	12	0	.250	276	368

#### Western Division

	W	L	T	Pct.	Pts.	OP
Atlanta	14	2	0	.875	442	289
San Francisco*	12	4	0	.750	479	328
New Orleans	6	10	0	.375	305	359
Carolina	4	12	0	.250	336	413
St. Louis	4	12	0	.250	285	378

*\*Wild Card qualifier for playoffs: #Top playoff seed in conference  
Miami finished ahead of Buffalo based on better net division points (6 to Bills' 0). Oakland finished ahead of Seattle based on head-to-head sweep (2-0). Carolina finished ahead of St. Louis based on head-to-head sweep (2-0).*

Wild Card playoffs: MIAMI 24, Buffalo 17;

JACKSONVILLE 25, New England 10

Divisional playoffs: DENVER 38, Miami 3;

N.Y. JETS 34, Jacksonville 24

AFC Championship: DENVER 23, N.Y. Jets 10

Wild Card playoffs: ARIZONA 20, DALLAS 7;

SAN FRANCISCO 30, Green Bay 27

Divisional playoffs: ATLANTA 20, San Francisco 18;

MINNESOTA 41, Arizona 21

NFC Championship: Atlanta 30, MINNESOTA 27 (OT)

Super Bowl XXXIII: Denver (AFC) 34, Atlanta (NFC) 19

at Pro Player Stadium; Miami, Fla.

### Playoff Seeds

#### AFC

- Denver
- N.Y. Jets
- Jacksonville
- Miami
- Buffalo
- New England

#### NFC

- Minnesota
- Atlanta
- Dallas
- San Francisco
- Green Bay
- Arizona

## PAST STANDINGS

### 1997

#### AMERICAN CONFERENCE

##### Eastern Division

	W	L	T	Pct.	Pts.	OP
New England	10	6	0	.625	369	289
Miami*	9	7	0	.563	339	327
N.Y. Jets	9	7	0	.563	348	287
Buffalo	6	10	0	.375	255	367
Indianapolis	3	13	0	.188	313	401

##### Central Division

	W	L	T	Pct.	Pts.	OP
Pittsburgh	11	5	0	.688	372	307
Jacksonville*	11	5	0	.688	394	318
Tennessee	8	8	0	.500	333	310
Cincinnati	7	9	0	.438	355	405
Baltimore	6	9	1	.406	326	345

##### Western Division

	W	L	T	Pct.	Pts.	OP
Kansas City#	13	3	0	.813	375	232
Denver*	12	4	0	.750	472	287
Seattle	8	8	0	.500	365	362
Oakland	4	12	0	.250	324	419
San Diego	4	12	0	.250	266	425

#### NATIONAL CONFERENCE

##### Eastern Division

	W	L	T	Pct.	Pts.	OP
N.Y. Giants	10	5	1	.656	307	265
Washington	8	7	1	.531	327	289
Philadelphia	6	9	1	.406	317	372
Dallas	6	10	0	.375	304	314
Arizona	4	12	0	.250	283	379

##### Central Division

	W	L	T	Pct.	Pts.	OP
Green Bay	13	3	0	.813	422	282
Tampa Bay*	10	6	0	.625	299	263
Detroit*	9	7	0	.563	379	306
Minnesota*	9	7	0	.563	354	359
Chicago	4	12	0	.250	263	421

##### Western Division

	W	L	T	Pct.	Pts.	OP
San Francisco#	13	3	0	.813	375	265
Carolina	7	9	0	.438	265	314
Atlanta	7	9	0	.438	320	361
New Orleans	6	10	0	.375	237	327
St. Louis	5	11	0	.313	299	359

*\*Wild Card qualifier for playoffs: #Top playoff seed in conference  
Miami finished ahead of N.Y. Jets based on head-to-head sweep (2-0). Pittsburgh finished ahead of Jacksonville based on better net division points (78 to Jaguars' 23). Oakland finished ahead of San Diego based on better division record (2-6 to Chargers' 1-7). San Francisco was top playoff seed based on better conference record than Green Bay (11-1 to Packers' 10-2). Detroit finished ahead of Minnesota based on head-to-head sweep (2-0). Carolina finished ahead of Atlanta based on head-to-head sweep (2-0).*

Wild Card playoffs: DENVER 42, Jacksonville 17;  
NEW ENGLAND 17, Miami 3

Divisional playoffs: PITTSBURGH 7, New England 6;  
Denver 14, KANSAS CITY 10

AFC Championship: Denver 24, PITTSBURGH 21

Wild Card playoffs: Minnesota 23, N.Y. GIANTS 22;  
TAMPA BAY 20, Detroit 10

Divisional playoffs: SAN FRANCISCO 38, Minnesota 22;

GREEN BAY 21, Tampa Bay 7

NFC Championship: Green Bay 23, SAN FRANCISCO 10

Super Bowl XXXII: Denver (AFC) 31, Green Bay (NFC) 24  
at Qualcomm Stadium; San Diego, Calif.

#### Playoff Seeds

##### AFC

1. Kansas City
2. Pittsburgh
3. New England
4. Denver
5. Jacksonville
6. Miami

##### NFC

1. San Francisco
2. Green Bay
3. N.Y. Giants
4. Tampa Bay
5. Detroit
6. Minnesota

### 1996

#### AMERICAN CONFERENCE

##### Eastern Division

	W	L	T	Pct.	Pts.	OP
New England	11	5	0	.688	418	313
Buffalo*	10	6	0	.625	319	266
Indianapolis*	9	7	0	.563	317	334
Dallas	8	8	0	.500	339	325
N.Y. Jets	1	15	0	.063	279	454

##### Central Division

	W	L	T	Pct.	Pts.	OP
Pittsburgh	10	6	0	.625	344	257
Jacksonville*	9	7	0	.563	325	335
Cincinnati	8	8	0	.500	372	369
Houston	8	8	0	.500	345	319
Baltimore	4	12	0	.250	371	441

##### Western Division

	W	L	T	Pct.	Pts.	OP
Denver#	13	3	0	.813	391	275
Kansas City	9	7	0	.563	297	300
San Diego	8	8	0	.500	310	376
Oakland	7	9	0	.438	340	293
Seattle	7	9	0	.438	317	376

#### NATIONAL CONFERENCE

##### Eastern Division

	W	L	T	Pct.	Pts.	OP
Dallas	10	6	0	.625	286	250
Philadelphia*	10	6	0	.625	363	341
Washington	9	7	0	.563	364	312
Arizona	7	9	0	.438	300	397
N.Y. Giants	6	10	0	.375	242	297

##### Central Division

	W	L	T	Pct.	Pts.	OP
Green Bay#	13	3	0	.813	456	210
Minnesota*	9	7	0	.563	298	315
Chicago	7	9	0	.438	283	305
Tampa Bay	6	10	0	.375	221	293
Detroit	5	11	0	.313	302	368

##### Western Division

	W	L	T	Pct.	Pts.	OP
Carolina	12	4	0	.750	367	218
San Francisco*	12	4	0	.750	398	257
St. Louis	6	10	0	.375	303	409
Atlanta	3	13	0	.188	309	461
New Orleans	3	13	0	.188	229	339

*\*Wild Card qualifier for playoffs: #Top playoff seed in conference  
Jacksonville was second Wild Card ahead of Indianapolis and Kansas City based on better conference record (7-5 to Colts' 6-6 and Chiefs' 5-7). Indianapolis was third Wild Card based on head-to-head victory over Kansas City (1-0). Cincinnati finished ahead of Houston based on better net division points (19 to Oilers' 11). Oakland finished ahead of Seattle based on better division record (3-5 to Seahawks' 2-6). Dallas finished ahead of Philadelphia based on better record against common opponents (7-4 to Eagles' 6-5). Minnesota was third Wild Card based on better conference record than Washington (8-4 to Redskins' 6-6). Carolina finished ahead of San Francisco based on head-to-head sweep (2-0). Atlanta finished ahead of New Orleans based on head-to-head sweep (2-0).*

Wild Card playoffs: Jacksonville 30, BUFFALO 27;

PITTSBURGH 42, Indianapolis 14

Divisional playoffs: Jacksonville 30, DENVER 27;

NEW ENGLAND 28, Pittsburgh 3

AFC Championship: NEW ENGLAND 20, Jacksonville 6

Wild Card playoffs: DALLAS 40, Minnesota 15;

SAN FRANCISCO 14, Philadelphia 0

Divisional playoffs: GREEN BAY 35, San Francisco 14;

CAROLINA 26, Dallas 17

NFC Championship: GREEN BAY 30, Carolina 13

Super Bowl XXXI: Green Bay (NFC) 35, New England (AFC) 21  
at Louisiana Superdome; New Orleans, La.

#### Playoff Seeds

##### AFC

1. Denver
2. New England
3. Pittsburgh
4. Buffalo
5. Jacksonville
6. Indianapolis

##### NFC

1. Green Bay
2. Carolina
3. Dallas
4. San Francisco
5. Philadelphia
6. Minnesota

## PAST STANDINGS

### 1995

#### AMERICAN CONFERENCE

##### Eastern Division

	W	L	T	Pct.	Pts.	OP
Buffalo	10	6	0	.625	350	335
Indianapolis*	9	7	0	.563	331	316
Miami*	9	7	0	.563	398	332
New England	6	10	0	.375	294	377
N.Y. Jets	3	13	0	.188	233	384

##### Central Division

	W	L	T	Pct.	Pts.	OP
Pittsburgh	11	5	0	.688	407	327
Cincinnati	7	9	0	.438	349	374
Houston	7	9	0	.438	348	324
Cleveland	5	11	0	.313	289	356
Jacksonville	4	12	0	.250	275	404

##### Western Division

	W	L	T	Pct.	Pts.	OP
Kansas City#	13	3	0	.813	358	241
San Diego*	9	7	0	.563	321	323
Seattle	8	8	0	.500	363	366
Denver	8	8	0	.500	388	345
Oakland	8	8	0	.500	348	332

#### NATIONAL CONFERENCE

##### Eastern Division

	W	L	T	Pct.	Pts.	OP
Dallas#	12	4	0	.750	435	291
Philadelphia*	10	6	0	.625	318	338
Washington	6	10	0	.375	326	359
N.Y. Giants	5	11	0	.313	290	340
Arizona	4	12	0	.250	275	422

##### Central Division

	W	L	T	Pct.	Pts.	OP
Green Bay	11	5	0	.688	404	314
Detroit*	10	6	0	.625	436	336
Chicago	9	7	0	.563	392	360
Minnesota	8	8	0	.500	412	385
Tampa Bay	7	9	0	.438	238	335

##### Western Division

	W	L	T	Pct.	Pts.	OP
San Francisco	11	5	0	.688	457	258
Atlanta*	9	7	0	.563	362	349
St. Louis	7	9	0	.438	309	418
Carolina	7	9	0	.438	289	325
New Orleans	7	9	0	.438	319	348

\*Wild Card qualifier for playoffs; #Top playoff seed in conference

Indianapolis finished ahead of Miami based on head-to-head sweep

(2-0). San Diego was first Wild Card based on head-to-head

victory over Indianapolis (1-0). Cincinnati finished ahead of

Houston based on better division record (4-4 to Oilers' 3-5). Seat-

tle finished ahead of Denver and Oakland based on best head-to-

head record (3-1 to Broncos' 2-2 and Raiders' 1-3). Denver fin-

ished ahead of Oakland based on head-to-head sweep (2-0).

Philadelphia was first Wild Card ahead of Detroit based on better

conference record (9-3 to Lions' 7-5). San Francisco was second

playoff seed ahead of Green Bay based on better

conference record (8-4 to Packers' 7-5). Atlanta was third Wild

Card ahead of Chicago based on better record against common

opponents (4-2 to Bears' 3-3). St. Louis finished ahead of

Carolina and New Orleans based on best head-to-head record

(3-1 to Panthers' 1-3 and Saints' 2-2). Carolina finished ahead of

New Orleans based on better conference record (4-8 to 3-9).

Wild Card playoffs: BUFFALO 37, Miami 22;

Indianapolis 35, SAN DIEGO 20

Divisional playoffs: PITTSBURGH 40, Buffalo 21;

Indianapolis 10, KANSAS CITY 7

AFC Championship: PITTSBURGH 20, Indianapolis 16

Wild Card playoffs: PHILADELPHIA 58, Detroit 37;

GREEN BAY 37, Atlanta 20

Divisional playoffs: Green Bay 27, SAN FRANCISCO 17;

DALLAS 30, Philadelphia 11

NFC Championship: DALLAS 38, Green Bay 27

Super Bowl XXX: Dallas (NFC) 27, Pittsburgh (AFC) 17

at Sun Devil Stadium; Tempe, Ariz.

#### Playoff Seeds

##### AFC

1. Kansas City
2. Pittsburgh
3. Buffalo
4. San Diego
5. Indianapolis
6. Miami

##### NFC

1. Dallas
2. San Francisco
3. Green Bay
4. Philadelphia
5. Detroit
6. Atlanta

### 1994

#### AMERICAN CONFERENCE

##### Eastern Division

	W	L	T	Pct.	Pts.	OP
Miami	10	6	0	.625	389	327
New England*	10	6	0	.625	351	312
Indianapolis	8	8	0	.500	307	320
Buffalo	7	9	0	.438	340	356
N.Y. Jets	6	10	0	.375	264	320

##### Central Division

	W	L	T	Pct.	Pts.	OP
Pittsburgh#	12	4	0	.750	316	234
Cleveland*	11	5	0	.688	340	204
Cincinnati	3	13	0	.188	276	406
Houston	2	14	0	.125	226	352

##### Western Division

	W	L	T	Pct.	Pts.	OP
San Diego	11	5	0	.688	381	306
Kansas City*	9	7	0	.563	319	298
L.A. Raiders	9	7	0	.563	303	327
Denver	7	9	0	.438	347	396
Seattle	6	10	0	.375	287	323

#### NATIONAL CONFERENCE

##### Eastern Division

	W	L	T	Pct.	Pts.	OP
Dallas	12	4	0	.750	414	248
N.Y. Giants	9	7	0	.563	279	305
Arizona	8	8	0	.500	235	267
Philadelphia	7	9	0	.438	308	308
Washington	3	13	0	.188	320	412

##### Central Division

	W	L	T	Pct.	Pts.	OP
Minnesota	10	6	0	.625	356	314
Green Bay*	9	7	0	.563	382	287
Detroit*	9	7	0	.563	357	342
Chicago*	9	7	0	.563	271	307
Tampa Bay	6	10	0	.375	251	351

##### Western Division

	W	L	T	Pct.	Pts.	OP
San Francisco#	13	3	0	.813	505	296
New Orleans	7	9	0	.438	348	407
Atlanta	7	9	0	.438	317	385
L.A. Rams	4	12	0	.250	286	365

\*Wild Card qualifier for playoffs; #Top playoff seed in conference

Miami finished ahead of New England based on head-to-head sweep

(2-0). Kansas City finished ahead of L.A. Raiders based on head-

to-head sweep (2-0). Green Bay was first Wild Card based on best

head-to-head record (3-1) vs. Detroit (2-2) and

Chicago (1-3) and better conference record (8-4) than

N.Y. Giants (6-6). Detroit was second Wild Card based on better

division record (4-4) than Chicago (3-5) and head-to-head victory

over N.Y. Giants (1-0). Chicago was third Wild Card based on bet-

ter record against common opponents (4-4) than N.Y. Giants (3-5).

New Orleans finished ahead of Atlanta based on head-to-head

sweep (2-0).

Wild Card playoffs: MIAMI 27, Kansas City 17;

CLEVELAND 20, New England 13

Divisional playoffs: PITTSBURGH 29, Cleveland 9;

SAN DIEGO 22, Miami 21

AFC Championship: San Diego 17, PITTSBURGH 13

Wild Card playoffs: GREEN BAY 16, Detroit 12;

Chicago 35, MINNESOTA 18

Divisional playoffs: SAN FRANCISCO 44, Chicago 15;

DALLAS 35, Green Bay 9

NFC Championship: SAN FRANCISCO 38, Dallas 28

Super Bowl XXIX: San Francisco (NFC) 49, San Diego (AFC) 26

at Joe Robbie Stadium; Miami, Fla.

#### Playoff Seeds

##### AFC

1. Pittsburgh
2. San Diego
3. Miami
4. Cleveland
5. New England
6. Kansas City

##### NFC

1. San Francisco
2. Dallas
3. Minnesota
4. Green Bay
5. Detroit
6. Chicago

## PAST STANDINGS

### 1993

#### AMERICAN CONFERENCE

##### Eastern Division

	W	L	T	Pct.	Pts.	OP
Buffalo#	12	4	0	.750	329	242
Miami	9	7	0	.563	349	351
N.Y. Jets	8	8	0	.500	270	247
New England	5	11	0	.313	238	286
Indianapolis	4	12	0	.250	189	378

##### Central Division

	W	L	T	Pct.	Pts.	OP
Houston	12	4	0	.750	368	238
Pittsburgh*	9	7	0	.563	308	281
Cleveland	7	9	0	.438	304	307
Cincinnati	3	13	0	.188	187	319

##### Western Division

	W	L	T	Pct.	Pts.	OP
Kansas City	11	5	0	.688	328	291
L.A. Raiders*	10	6	0	.625	306	326
Denver*	9	7	0	.563	373	284
San Diego	8	8	0	.500	322	290
Seattle	6	10	0	.375	280	314

#### NATIONAL CONFERENCE

##### Eastern Division

	W	L	T	Pct.	Pts.	OP
Dallas#	12	4	0	.750	376	229
N.Y. Giants*	11	5	0	.688	288	205
Philadelphia	8	8	0	.500	293	315
Phoenix	7	9	0	.438	326	269
Washington	4	12	0	.250	230	345

##### Central Division

	W	L	T	Pct.	Pts.	OP
Detroit	10	6	0	.625	298	292
Minnesota*	9	7	0	.563	277	290
Green Bay*	9	7	0	.563	340	282
Chicago	7	9	0	.438	234	230
Tampa Bay	5	11	0	.313	237	376

##### Western Division

	W	L	T	Pct.	Pts.	OP
San Francisco	10	6	0	.625	473	295
New Orleans	8	8	0	.500	317	343
Atlanta	6	10	0	.375	316	385
L.A. Rams	5	11	0	.313	221	367

### 1992

#### AMERICAN CONFERENCE

##### Eastern Division

	W	L	T	Pct.	Pts.	OP
Miami	11	5	0	.688	340	281
Buffalo*	11	5	0	.688	381	283
Indianapolis	9	7	0	.563	216	302
N.Y. Jets	4	12	0	.250	220	315
New England	2	14	0	.125	205	363

##### Central Division

	W	L	T	Pct.	Pts.	OP
Pittsburgh#	11	5	0	.688	299	225
Houston*	10	6	0	.625	352	258
Cleveland	7	9	0	.438	272	275
Cincinnati	5	11	0	.313	274	364

##### Western Division

	W	L	T	Pct.	Pts.	OP
San Diego	11	5	0	.688	335	241
Kansas City*	10	6	0	.625	348	282
Denver	8	8	0	.500	262	329
L.A. Raiders	7	9	0	.438	249	281
Seattle	2	14	0	.125	140	312

#### NATIONAL CONFERENCE

##### Eastern Division

	W	L	T	Pct.	Pts.	OP
Dallas	13	3	0	.813	409	243
Philadelphia*	11	5	0	.688	354	245
Washington*	9	7	0	.563	300	255
N.Y. Giants	6	10	0	.375	306	367
Phoenix	4	12	0	.250	243	332

##### Central Division

	W	L	T	Pct.	Pts.	OP
Minnesota	11	5	0	.688	374	249
Green Bay	9	7	0	.563	276	296
Tampa Bay	5	11	0	.313	267	365
Chicago	5	11	0	.313	295	361
Detroit	5	11	0	.313	273	332

##### Western Division

	W	L	T	Pct.	Pts.	OP
San Francisco#	14	2	0	.875	431	236
New Orleans*	12	4	0	.750	330	202
Atlanta	6	10	0	.375	327	414
L.A. Rams	6	10	0	.375	313	383

*\*Wild Card qualifier for playoffs; #Top playoff seed in conference*

*Buffalo was top playoff seed based on head-to-head victory over*

*Houston (1-0). Denver was second Wild Card ahead of Pittsburgh and Miami based on better conference record (8-4 to Steelers' 7-5 to Dolphins' 6-6). Pittsburgh was third Wild Card ahead of Miami based on head-to-head victory. San Francisco was second playoff seed based on head-to-head victory over Detroit (1-0). Minnesota finished ahead of Green Bay based on head-to-head sweep (2-0).*

Wild Card playoffs: KANSAS CITY 27, Pittsburgh 24 (OT);

L.A. RAIDERS 42, Denver 24

Divisional playoffs: BUFFALO 29, L.A. Raiders 23;

Kansas City 28, HOUSTON 20

AFC Championship: BUFFALO 30, Kansas City 13

Wild Card playoffs: Green Bay 28, DETROIT 24;

N.Y. GIANTS 17, Minnesota 10

Divisional playoffs: SAN FRANCISCO 44, N.Y. Giants 3;

DALLAS 27, Green Bay 17

NFC Championship: DALLAS 38, San Francisco 21

Super Bowl XXVIII: Dallas (NFC) 30, Buffalo (AFC) 13 at Georgia Dome; Atlanta, Ga.

#### Playoff Seeds

##### AFC

1. Buffalo
2. Houston
3. Kansas City
4. L.A. Raiders
5. Denver
6. Pittsburgh

##### NFC

1. Dallas
2. San Francisco
3. Detroit
4. N.Y. Giants
5. Minnesota
6. Green Bay

*\*Wild Card qualifier for playoffs; #Top playoff seed in conference*

*Pittsburgh was top playoff seed, and Miami was second playoff seed*

*ahead of San Diego, based on conference record (10-2 to Dolphins' 9-3 to Chargers' 9-5). Miami finished ahead of Buffalo based on better conference record (9-3 to Bills' 7-5). Houston was second Wild Card based on head-to-head victory over Kansas City (1-0). Washington was third Wild Card based on better conference record than Green Bay (7-5 to Packers' 6-6). Tampa Bay finished ahead of Chicago and Chicago finished ahead of Detroit based on better conference record (5-9 to Bears' 4-8 and Lions' 3-9). Atlanta finished ahead of L.A. Rams based on better record against common opponents (5-7 to Rams' 4-8).*

Wild Card playoffs: SAN DIEGO 17, Kansas City 0;

BUFFALO 41, Houston 38 (OT)

Divisional playoffs: Buffalo 24, PITTSBURGH 3;

MIAMI 31, San Diego 0

AFC Championship: Buffalo 29, MIAMI 10

Wild Card playoffs: Washington 24, MINNESOTA 7;

Philadelphia 36, NEW ORLEANS 20

Divisional playoffs: SAN FRANCISCO 20, Washington 13;

DALLAS 34, Philadelphia 10

NFC Championship: Dallas 30, SAN FRANCISCO 20

Super Bowl XXVII: Dallas (NFC) 52, Buffalo (AFC) 17 at Rose Bowl; Pasadena, Calif.

#### Playoff Seeds

##### AFC

1. Pittsburgh
2. Miami
3. San Diego
4. Buffalo
5. Houston
6. Kansas City

##### NFC

1. San Francisco
2. Dallas
3. Minnesota
4. New Orleans
5. Philadelphia
6. Washington



## PAST STANDINGS

1991

### AMERICAN CONFERENCE

#### Eastern Division

	W	L	T	Pct.	Pts.	OP
Buffalo#	13	3	0	.813	458	318
N.Y. Jets*	8	8	0	.500	314	293
Miami	8	8	0	.500	343	349
New England	6	10	0	.375	211	305
Indianapolis	1	15	0	.063	143	381

#### Central Division

	W	L	T	Pct.	Pts.	OP
Houston	11	5	0	.688	386	251
Pittsburgh	7	9	0	.438	292	344
Cleveland	6	10	0	.375	293	298
Cincinnati	3	13	0	.188	263	435

#### Western Division

	W	L	T	Pct.	Pts.	OP
Denver	12	4	0	.750	304	235
Kansas City*	10	6	0	.625	322	252
L.A. Raiders*	9	7	0	.563	298	297
Seattle	7	9	0	.438	276	261
San Diego	4	12	0	.250	274	342

### NATIONAL CONFERENCE

#### Eastern Division

	W	L	T	Pct.	Pts.	OP
Washington#	14	2	0	.875	485	224
Dallas*	11	5	0	.688	342	310
Philadelphia	10	6	0	.625	285	244
N.Y. Giants	8	8	0	.500	281	297
Phoenix	4	12	0	.250	196	344

#### Central Division

	W	L	T	Pct.	Pts.	OP
Detroit	12	4	0	.750	339	295
Chicago*	11	5	0	.688	299	269
Minnesota	8	8	0	.500	301	306
Green Bay	4	12	0	.250	273	313
Tampa Bay	3	13	0	.188	199	365

#### Western Division

	W	L	T	Pct.	Pts.	OP
New Orleans	11	5	0	.688	341	211
Atlanta*	10	6	0	.625	361	338
San Francisco	10	6	0	.625	393	239
L.A. Rams	3	13	0	.188	234	390

*\*Wild Card qualifier for playoffs: #Top playoff seed in conference  
N.Y. Jets finished ahead of Miami based on head-to-head sweep (2-0). Chicago was first Wild Card based on better conference record than Dallas (9-3 to Cowboys' 8-4). Atlanta finished ahead of San Francisco based on head-to-head sweep (2-0), and was third Wild Card ahead of Philadelphia based on better conference record (7-5 to Eagles' 6-6).*

Wild Card playoffs: KANSAS CITY 10, L.A. Raiders 6;  
HOUSTON 17, N.Y. Jets 10

Divisional playoffs: DENVER 26, Houston 24;  
BUFFALO 37, Kansas City 14

AFC Championship: BUFFALO 10, Denver 7

Wild Card playoffs: ATLANTA 27, NEW ORLEANS 20;  
DALLAS 17, CHICAGO 13

Divisional playoffs: WASHINGTON 24, Atlanta 7;  
DETROIT 38, Dallas 6

NFC Championship: WASHINGTON 41, Detroit 10

Super Bowl XXVI: Washington (NFC) 37, Buffalo (AFC) 24  
at Hubert H. Humphrey Metrodome; Minneapolis, Minn.

### Playoff Seeds

#### AFC

1. Buffalo
2. Denver
3. Houston
4. Kansas City
5. L.A. Raiders
6. N.Y. Jets

#### NFC

1. Washington
2. Detroit
3. New Orleans
4. Chicago
5. Dallas
6. Atlanta

1990

### AMERICAN CONFERENCE

#### Eastern Division

	W	L	T	Pct.	Pts.	OP
Buffalo#	13	3	0	.813	428	263
Miami*	12	4	0	.750	336	242
Indianapolis	7	9	0	.438	281	353
N.Y. Jets	6	10	0	.375	295	345
New England	1	15	0	.063	181	446

#### Central Division

	W	L	T	Pct.	Pts.	OP
Cincinnati	9	7	0	.563	360	352
Houston*	9	7	0	.563	405	307
Pittsburgh	9	7	0	.563	292	240
Cleveland	3	13	0	.188	228	462

#### Western Division

	W	L	T	Pct.	Pts.	OP
L.A. Raiders	12	4	0	.750	337	268
Kansas City*	11	5	0	.688	369	257
Seattle	9	7	0	.563	306	286
San Diego	6	10	0	.375	315	281
Denver	5	11	0	.313	331	374

### NATIONAL CONFERENCE

#### Eastern Division

	W	L	T	Pct.	Pts.	OP
N.Y. Giants	13	3	0	.813	335	211
Philadelphia*	10	6	0	.625	396	299
Washington*	10	6	0	.625	381	301
Dallas	7	9	0	.438	244	308
Phoenix	5	11	0	.313	268	396

#### Central Division

	W	L	T	Pct.	Pts.	OP
Chicago	11	5	0	.688	348	280
Tampa Bay	6	10	0	.375	264	367
Detroit	6	10	0	.375	373	413
Green Bay	6	10	0	.375	271	347
Minnesota	6	10	0	.375	351	326

#### Western Division

	W	L	T	Pct.	Pts.	OP
San Francisco#	14	2	0	.875	353	239
New Orleans*	8	8	0	.500	274	275
L.A. Rams	5	11	0	.313	345	412
Atlanta	5	11	0	.313	348	365

*\*Wild Card qualifier for playoffs: #Top playoff seed in conference  
Cincinnati finished ahead of Houston and Pittsburgh based on best head-to-head record (3-1 to Oilers' 2-2 to Steelers' 1-3). Houston was Wild Card based on better conference record (8-4) than Seattle (7-5) and Pittsburgh (6-6). Philadelphia finished ahead of Washington based on better division record (5-3 to Redskins' 4-4). Tampa Bay was second in NFC Central based on best head-to-head record (5-1) against Detroit (2-4), Green Bay (3-3), and Minnesota (2-4). Detroit finished third based on best net division points (minus 8) against Green Bay (minus 40). Green Bay finished ahead of Minnesota based on better conference record (5-7 to Vikings' 4-8). The L.A. Rams finished ahead of Atlanta based on net points in division (plus 1 to Falcons' minus 31).*

Wild Card playoffs: MIAMI 17, Kansas City 16;  
CINCINNATI 41, Houston 14

Divisional playoffs: BUFFALO 44, Miami 34;  
L.A. RAIDERS 20, Cincinnati 10

AFC Championship: BUFFALO 51, L.A. Raiders 3

Wild Card playoffs: Washington 20, PHILADELPHIA 6;  
CHICAGO 16, New Orleans 6

Divisional playoffs: SAN FRANCISCO 28, Washington 10;  
N.Y. GIANTS 31, Chicago 3

NFC Championship: N.Y. Giants 15, SAN FRANCISCO 13  
Super Bowl XXV: N.Y. Giants (NFC) 20, Buffalo (AFC) 19  
at Tampa Stadium; Tampa, Fla.

### Playoff Seeds

#### AFC

1. Buffalo
2. L.A. Raiders
3. Cincinnati
4. Miami
5. Kansas City
6. Houston

#### NFC

1. San Francisco
2. N.Y. Giants
3. Chicago
4. Philadelphia
5. Washington
6. New Orleans

## PAST STANDINGS

### 1989

#### AMERICAN CONFERENCE

Eastern Division						
	W	L	T	Pct.	Pts.	OP
Buffalo	9	7	0	.563	409	317
Indianapolis	8	8	0	.500	298	301
Miami	8	8	0	.500	331	379
New England	5	11	0	.313	297	391
N.Y. Jets	4	12	0	.250	253	411
Central Division						
	W	L	T	Pct.	Pts.	OP
Cleveland	9	6	1	.594	334	254
Houston*	9	7	0	.563	365	412
Pittsburgh*	9	7	0	.563	265	326
Cincinnati	8	8	0	.500	404	285
Western Division						
	W	L	T	Pct.	Pts.	OP
Denver#	11	5	0	.688	362	226
Kansas City	8	7	1	.531	318	286
L.A. Raiders	8	8	0	.500	315	297
Seattle	7	9	0	.438	241	327
San Diego	6	10	0	.375	266	290

#### NATIONAL CONFERENCE

Eastern Division						
	W	L	T	Pct.	Pts.	OP
N.Y. Giants	12	4	0	.750	348	252
Philadelphia*	11	5	0	.688	342	274
Washington	10	6	0	.625	386	308
Phoenix	5	11	0	.313	258	377
Dallas	1	15	0	.063	204	393
Central Division						
	W	L	T	Pct.	Pts.	OP
Minnesota	10	6	0	.625	351	275
Green Bay	10	6	0	.625	362	356
Detroit	7	9	0	.438	312	364
Chicago	6	10	0	.375	358	377
Tampa Bay	5	11	0	.313	320	419
Western Division						
	W	L	T	Pct.	Pts.	OP
San Francisco#	14	2	0	.875	442	253
L.A. Rams*	11	5	0	.688	426	344
New Orleans	9	7	0	.563	386	301
Atlanta	3	13	0	.188	279	437

\*Wild Card qualifier for playoffs: #Top playoff seed in conference  
 Indianapolis finished ahead of Miami based on better conference record (7-5 vs. Dolphins' 6-8). Houston finished ahead of Pittsburgh based on head-to-head sweep (2-0). The L.A. Rams did not play San Francisco in the divisional playoffs because, from 1970-1989, two teams from the same division could not meet prior to the conference championship game. Philadelphia was first Wild Card ahead of L.A. Rams based on better record against common opponents (7-3 to Rams' 5-4). Minnesota finished ahead of Green Bay based on better division record (6-2 vs. Packers' 5-3).

Wild Card playoff: Pittsburgh 26, HOUSTON 23 (OT)  
 Divisional playoffs: CLEVELAND 34, Buffalo 30;  
 DENVER 24, Pittsburgh 23  
 AFC Championship: DENVER 37, Cleveland 21  
 Wild Card playoff: L.A. Rams 21, PHILADELPHIA 7  
 Divisional playoffs: L.A. Rams 19, N.Y. GIANTS 13 (OT);  
 SAN FRANCISCO 41, Minnesota 13  
 NFC Championship: SAN FRANCISCO 30, L.A. Rams 3  
 Super Bowl XXIV: San Francisco (NFC) 55, Denver (AFC) 10  
 at Louisiana Superdome; New Orleans, La.

### 1988

#### AMERICAN CONFERENCE

Eastern Division						
	W	L	T	Pct.	Pts.	OP
Buffalo	12	4	0	.750	329	237
Indianapolis	9	7	0	.563	354	315
New England	9	7	0	.563	250	284
N.Y. Jets	8	7	1	.531	372	354
Miami	6	10	0	.375	319	380
Central Division						
	W	L	T	Pct.	Pts.	OP
Cincinnati#	12	4	0	.750	448	329
Cleveland*	10	6	0	.625	304	288
Houston*	10	6	0	.625	424	365
Pittsburgh	5	11	0	.313	336	421
Western Division						
	W	L	T	Pct.	Pts.	OP
Seattle	9	7	0	.563	339	329
Denver	8	8	0	.500	327	352
L.A. Raiders	7	9	0	.438	325	369
San Diego	6	10	0	.375	231	332
Kansas City	4	11	1	.281	254	320

#### NATIONAL CONFERENCE

Eastern Division						
	W	L	T	Pct.	Pts.	OP
Philadelphia	10	6	0	.625	379	319
N.Y. Giants	10	6	0	.625	359	304
Washington	7	9	0	.438	345	387
Phoenix	7	9	0	.438	344	398
Dallas	3	13	0	.188	265	381
Central Division						
	W	L	T	Pct.	Pts.	OP
Chicago#	12	4	0	.750	312	215
Minnesota*	11	5	0	.688	406	233
Tampa Bay	5	11	0	.313	261	350
Detroit	4	12	0	.250	220	313
Green Bay	4	12	0	.250	240	315
Western Division						
	W	L	T	Pct.	Pts.	OP
San Francisco	10	6	0	.625	369	294
L.A. Rams*	10	6	0	.625	407	293
New Orleans	10	6	0	.625	312	283
Atlanta	5	11	0	.313	244	315

\*Wild Card qualifier for playoffs: #Top playoff seed in conference  
 Cincinnati was top playoff seed ahead of Buffalo based on head-to-head victory (1-0). Indianapolis finished ahead of New England based on better record against common opponents (7-5 to Patriots' 6-6). Cleveland finished ahead of Houston based on better division record (4-2 to Oilers' 3-3). Houston did not play Cincinnati, and Minnesota did not play Chicago in the divisional playoffs because, from 1970-1989, two teams from the same division could not meet prior to the conference championship game. Philadelphia finished first in NFC East based on head-to-head sweep of N.Y. Giants (2-0). Washington finished third in NFC East based on better division record (4-4) than Phoenix (3-5). Detroit finished fourth in NFC Central based on head-to-head sweep of Green Bay (2-0). San Francisco finished first in NFC West based on better head-to-head record (3-1) against L.A. Rams (2-2) and New Orleans (1-3). San Francisco finished with second playoff seed ahead of Philadelphia based on better record against common opponents (5-3 to Eagles' 5-4). L.A. Rams finished second in NFC West based on better division record (4-2) than New Orleans (3-3) and earned Wild-Card position based on better conference record (8-4) than N.Y. Giants (9-5) and New Orleans (6-6).

Wild Card playoff: Houston 24, CLEVELAND 23  
 Divisional playoffs: CINCINNATI 21, Seattle 13;  
 BUFFALO 17, Houston 10  
 AFC Championship: CINCINNATI 21, Buffalo 10  
 Wild Card playoff: MINNESOTA 28, L.A. Rams 17  
 Divisional playoffs: CHICAGO 20, Philadelphia 12;  
 SAN FRANCISCO 34, Minnesota 9  
 NFC Championship: San Francisco 28, CHICAGO 3  
 Super Bowl XXIII: San Francisco (NFC) 20, Cincinnati (AFC) 16  
 at Joe Robbie Stadium; Miami, Fla.

## PAST STANDINGS

1987

### AMERICAN CONFERENCE

#### Eastern Division

	W	L	T	Pct.	Pts.	OP
Indianapolis	9	6	0	.600	300	238
New England	8	7	0	.533	320	293
Miami	8	7	0	.533	362	335
Buffalo	7	8	0	.467	270	305
N.Y. Jets	6	9	0	.400	334	360

#### Central Division

	W	L	T	Pct.	Pts.	OP
Cleveland	10	5	0	.667	390	239
Houston*	9	6	0	.600	345	349
Pittsburgh	8	7	0	.533	285	299
Cincinnati	4	11	0	.267	285	370

#### Western Division

	W	L	T	Pct.	Pts.	OP
Denver#	10	4	1	.700	379	288
Seattle*	9	6	0	.600	371	314
San Diego	8	7	0	.533	253	317
L.A. Raiders	5	10	0	.333	301	289
Kansas City	4	11	0	.267	273	388

### NATIONAL CONFERENCE

#### Eastern Division

	W	L	T	Pct.	Pts.	OP
Washington	11	4	0	.733	379	285
Dallas	7	8	0	.467	340	348
St. Louis	7	8	0	.467	362	368
Philadelphia	7	8	0	.467	337	380
N.Y. Giants	6	9	0	.400	280	312

#### Central Division

	W	L	T	Pct.	Pts.	OP
Chicago	11	4	0	.733	356	282
Minnesota*	8	7	0	.533	336	335
Green Bay	5	9	1	.367	255	300
Tampa Bay	4	11	0	.267	286	360
Detroit	4	11	0	.267	269	384

#### Western Division

	W	L	T	Pct.	Pts.	OP
San Francisco#	13	2	0	.867	459	253
New Orleans*	12	3	0	.800	422	283
L.A. Rams	6	9	0	.400	317	361
Atlanta	3	12	0	.200	205	436

*\*Wild Card qualifier for playoffs: #Top playoff seed in conference  
New England finished ahead of Miami based on head-to-head sweep (2-0). Houston was first Wild Card ahead of Seattle based on better conference record (7-4 to Seahawks' 5-6). Chicago was second playoff seed ahead of Washington based on better conference record (9-2 to Redskins' 9-3). Dallas finished ahead of St. Louis and Philadelphia based on better division record (4-4 to Cardinals' 3-5 and Eagles' 3-5). St. Louis finished ahead of Philadelphia based on better conference record (7-7 to Eagles' 4-7). Tampa Bay finished ahead of Detroit based on better division record (3-4 to Lions' 2-5).*

Wild Card playoff: HOUSTON 23, Seattle 20 (OT)

Divisional playoffs: CLEVELAND 38, Indianapolis 21;

DENVER 34, Houston 10

AFC Championship: DENVER 38, Cleveland 33

Wild Card playoff: Minnesota 44, NEW ORLEANS 10

Divisional playoffs: Minnesota 36, SAN FRANCISCO 24;

Washington 21, CHICAGO 17

NFC Championship: WASHINGTON 17, Minnesota 10

Super Bowl XXII: Washington (NFC) 42, Denver (AFC) 10  
at San Diego Jack Murphy Stadium; San Diego, Calif.

*Note: 1987 regular season was reduced from 16 to 15 games for each team due to players' strike.*

1986

### AMERICAN CONFERENCE

#### Eastern Division

	W	L	T	Pct.	Pts.	OP
New England	11	5	0	.688	412	307
N.Y. Jets*	10	6	0	.625	364	386
Miami	8	8	0	.500	430	405
Buffalo	4	12	0	.250	287	348
Indianapolis	3	13	0	.188	229	400

#### Central Division

	W	L	T	Pct.	Pts.	OP
Cleveland#	12	4	0	.750	391	310
Cincinnati	10	6	0	.625	409	394
Pittsburgh	6	10	0	.375	307	336
Houston	5	11	0	.313	274	329

#### Western Division

	W	L	T	Pct.	Pts.	OP
Denver	11	5	0	.688	378	327
Kansas City*	10	6	0	.625	358	326
Seattle	10	6	0	.625	366	293
L.A. Raiders	8	8	0	.500	323	346
San Diego	4	12	0	.250	335	396

### NATIONAL CONFERENCE

#### Eastern Division

	W	L	T	Pct.	Pts.	OP
N.Y. Giants#	14	2	0	.875	371	236
Washington*	12	4	0	.750	368	296
Dallas	7	9	0	.438	346	337
Philadelphia	5	10	1	.344	256	312
St. Louis	4	11	1	.281	218	351

#### Central Division

	W	L	T	Pct.	Pts.	OP
Chicago	14	2	0	.875	352	187
Minnesota	9	7	0	.563	398	273
Detroit	5	11	0	.313	277	326
Green Bay	4	12	0	.250	254	418
Tampa Bay	2	14	0	.125	239	473

#### Western Division

	W	L	T	Pct.	Pts.	OP
San Francisco	10	5	1	.656	374	247
L.A. Rams*	10	6	0	.625	309	267
Atlanta	7	8	1	.469	280	280
New Orleans	7	9	0	.438	288	287

*\*Wild Card qualifier for playoffs: #Top playoff seed in conference  
Denver was second playoff seed ahead of New England based on head-to-head victory (1-0). N.Y. Jets were first Wild Card based on better conference record (8-4) than Kansas City (9-5), Seattle (7-5), and Cincinnati (7-5). Kansas City was second Wild Card based on better conference record (9-5) than Seattle (7-5) and Cincinnati (7-5). N.Y. Giants were top playoff seed based on better conference record than Chicago (11-1 to Bears' 10-2).  
Washington did not play the N.Y. Giants in the divisional playoffs because, from 1970-1989, two teams from the same division could not meet prior to the conference championship game.*

Wild Card playoff: N.Y. JETS 35, Kansas City 15

Divisional playoffs: CLEVELAND 23, N.Y. Jets 20 (2 OT);

DENVER 17, New England 17

AFC Championship: DENVER 23, CLEVELAND 20 (OT)

Wild Card playoff: WASHINGTON 19, L.A. Rams 7

Divisional playoffs: Washington 27, CHICAGO 13

N.Y. GIANTS 49, San Francisco 3

NFC Championship: N.Y. GIANTS 17, Washington 0

Super Bowl XXI: N.Y. Giants (NFC) 39, Denver (AFC) 20  
at Rose Bowl; Pasadena, Calif.

## PAST STANDINGS

### 1985

#### AMERICAN CONFERENCE

##### Eastern Division

	W	L	T	Pct.	Pts.	OP
Miami	12	4	0	.750	428	320
N.Y. Jets*	11	5	0	.688	393	264
New England*	11	5	0	.688	362	290
Indianapolis	5	11	0	.313	320	386
Buffalo	2	14	0	.125	200	381

##### Central Division

	W	L	T	Pct.	Pts.	OP
Cleveland	8	8	0	.500	287	294
Cincinnati	7	9	0	.438	441	437
Pittsburgh	7	9	0	.438	379	355
Houston	5	11	0	.313	284	412

##### Western Division

	W	L	T	Pct.	Pts.	OP
L.A. Raiders#	12	4	0	.750	354	308
Denver	11	5	0	.688	380	329
Seattle	8	8	0	.500	349	303
San Diego	8	8	0	.500	467	435
Kansas City	6	10	0	.375	317	360

#### NATIONAL CONFERENCE

##### Eastern Division

	W	L	T	Pct.	Pts.	OP
Dallas	10	6	0	.625	357	333
N.Y. Giants*	10	6	0	.625	399	283
Washington	10	6	0	.625	297	312
Philadelphia	7	9	0	.438	286	310
St. Louis	5	11	0	.313	278	414

##### Central Division

	W	L	T	Pct.	Pts.	OP
Chicago#	15	1	0	.938	456	198
Green Bay	8	8	0	.500	337	355
Minnesota	7	9	0	.438	346	359
Detroit	7	9	0	.438	307	366
Tampa Bay	2	14	0	.125	294	448

##### Western Division

	W	L	T	Pct.	Pts.	OP
L.A. Rams	11	5	0	.688	340	277
San Francisco*	10	6	0	.625	411	263
New Orleans	5	11	0	.313	294	401
Atlanta	4	12	0	.250	282	452

*\*Wild Card qualifier for playoffs; #Top playoff seed in conference  
L.A. Raiders were top playoff seed ahead of Miami based on better record against common opponents (5-1 to 4-2). N.Y. Jets were first Wild Card based on better conference record (9-3) than New England (8-4) and Denver (8-4). New England was second Wild Card ahead of Denver based on better record against common opponents (4-2 to Broncos' 3-3). Cincinnati finished ahead of Pittsburgh based on head-to-head sweep (2-0). Seattle finished ahead of San Diego based on head-to-head sweep (2-0). Dallas finished ahead of N.Y. Giants and Washington based on better head-to-head record (4-0 to Giants' 1-3 and Redskins' 1-3). N.Y. Giants were first Wild Card based on better conference record (8-4) than San Francisco (7-5) and Washington (6-6). San Francisco was second Wild Card based on head-to-head victory over Washington (1-0). Minnesota finished ahead of Detroit based on better division record (3-5 to Lions' 2-6).*

Wild Card playoff: New England 26, N.Y. JETS 14

Divisional playoffs: MIAMI 24, Cleveland 21;

New England 27, L.A. RAIDERS 20

AFC Championship: New England 31, MIAMI 14

Wild Card playoff: N.Y. GIANTS 17, San Francisco 3

Divisional playoffs: L.A. RAMS 20, Dallas 0;

CHICAGO 21, N.Y. Giants 0

NFC Championship: CHICAGO 24, L.A. Rams 0

Super Bowl XX: Chicago (NFC) 46, New England (AFC) 10  
at Louisiana Superdome; New Orleans, La.

### 1984

#### AMERICAN CONFERENCE

##### Eastern Division

	W	L	T	Pct.	Pts.	OP
Miami#	14	2	0	.875	513	298
New England	9	7	0	.563	362	352
N.Y. Jets	7	9	0	.438	332	364
Indianapolis	4	12	0	.250	239	414
Buffalo	2	14	0	.125	250	454

##### Central Division

	W	L	T	Pct.	Pts.	OP
Pittsburgh	9	7	0	.563	387	310
Cincinnati	8	8	0	.500	339	339
Cleveland	5	11	0	.313	250	297
Houston	3	13	0	.188	240	437

##### Western Division

	W	L	T	Pct.	Pts.	OP
Denver	13	3	0	.813	353	241
Seattle*	12	4	0	.750	418	282
L.A. Raiders*	11	5	0	.688	368	278
Kansas City	8	8	0	.500	314	324
San Diego	7	9	0	.438	394	413

#### NATIONAL CONFERENCE

##### Eastern Division

	W	L	T	Pct.	Pts.	OP
Washington	11	5	0	.688	426	310
N.Y. Giants*	9	7	0	.563	299	301
St. Louis	9	7	0	.563	423	345
Dallas	9	7	0	.563	308	308
Philadelphia	6	9	1	.406	278	320

##### Central Division

	W	L	T	Pct.	Pts.	OP
Chicago	10	6	0	.625	325	248
Green Bay	8	8	0	.500	390	309
Tampa Bay	6	10	0	.375	335	380
Detroit	4	11	1	.281	283	408
Minnesota	3	13	0	.188	276	484

##### Western Division

	W	L	T	Pct.	Pts.	OP
San Francisco#	15	1	0	.938	475	227
L.A. Rams*	10	6	0	.625	346	316
New Orleans	7	9	0	.438	298	361
Atlanta	4	12	0	.250	281	382

*\*Wild Card qualifier for playoffs; #Top playoff seed in conference  
N.Y. Giants finished ahead of St. Louis and Dallas based on best head-to-head record (3-1 to Cardinals' 2-2 and Cowboys' 1-3). St. Louis finished ahead of Dallas based on better division record (5-3 to Cowboys' 3-5).*

Wild Card playoff: SEATTLE 13, L.A. Raiders 7

Divisional playoffs: MIAMI 31, Seattle 10;

Pittsburgh 24, DENVER 17

AFC Championship: MIAMI 45, Pittsburgh 28

Wild Card playoff: N.Y. Giants 16, L.A. RAMS 13

Divisional playoffs: SAN FRANCISCO 21, N.Y. Giants 10;

Chicago 23, WASHINGTON 19

NFC Championship: SAN FRANCISCO 23, Chicago 0

Super Bowl XIX: San Francisco (NFC) 38, Miami (AFC) 16  
at Stanford Stadium; Stanford, Calif.

## PAST STANDINGS

### 1983

#### AMERICAN CONFERENCE

##### Eastern Division

	W	L	T	Pct.	Pts.	OP
Miami	12	4	0	.750	389	250
New England	8	8	0	.500	274	289
Buffalo	8	8	0	.500	283	351
Baltimore	7	9	0	.438	264	354
N.Y. Jets	7	9	0	.438	313	331

##### Central Division

	W	L	T	Pct.	Pts.	OP
Pittsburgh	10	6	0	.625	355	303
Cleveland	9	7	0	.563	356	342
Cincinnati	7	9	0	.438	346	302
Houston	2	14	0	.125	288	460

##### Western Division

	W	L	T	Pct.	Pts.	OP
L.A. Raiders#	12	4	0	.750	442	338
Seattle*	9	7	0	.563	403	397
Denver*	9	7	0	.563	302	327
San Diego	6	10	0	.375	358	462
Kansas City	6	10	0	.375	386	367

#### NATIONAL CONFERENCE

##### Eastern Division

	W	L	T	Pct.	Pts.	OP
Washington#	14	2	0	.875	541	332
Dallas*	12	4	0	.750	479	360
St. Louis	8	7	1	.531	374	428
Philadelphia	5	11	0	.313	233	322
N.Y. Giants	3	12	1	.219	267	347

##### Central Division

	W	L	T	Pct.	Pts.	OP
Detroit	9	7	0	.563	347	286
Green Bay	8	8	0	.500	429	439
Chicago	8	8	0	.500	311	301
Minnesota	8	8	0	.500	316	348
Tampa Bay	2	14	0	.125	241	380

##### Western Division

	W	L	T	Pct.	Pts.	OP
San Francisco	10	6	0	.625	432	293
L.A. Rams*	9	7	0	.563	361	344
New Orleans	8	8	0	.500	319	337
Atlanta	7	9	0	.438	370	389

*\*Wild Card qualifier for playoffs; #Top playoff seed in conference*  
 L.A. Raiders were top playoff seed ahead of Miami based on head-to-head victory (1-0). Seattle was first Wild Card ahead of Denver based on better division record (5-3 to Broncos' 3-5) after Cleveland was eliminated from three-way tie based on losing head-to-head to both Seattle and Denver. Seattle did not play the L.A. Raiders in the divisional playoffs because, from 1970-1989, two teams from the same division could not meet prior to the conference championship game. New England finished ahead of Buffalo based on head-to-head sweep (2-0). Baltimore finished ahead of N.Y. Jets based on better conference record (5-9 to Jets' 4-8). San Diego finished ahead of Kansas City based on head-to-head sweep (2-0). Green Bay finished ahead of Chicago based on better record against common opponents (4-4 to Bears' 3-5) after Minnesota was eliminated from three-way tie based on conference record (Chicago 7-7 and Green Bay 6-6 to Vikings' 4-8).

Wild Card playoff: SEATTLE 31, Denver 7  
 Divisional playoffs: Seattle 27, MIAMI 20;  
 L.A. RAIDERS 38, Pittsburgh 10  
 AFC Championship: L.A. RAIDERS 30, Seattle 14  
 Wild Card playoff: L.A. Rams 24, DALLAS 17  
 Divisional playoffs: SAN FRANCISCO 24, Detroit 23;  
 WASHINGTON 51, L.A. Rams 7  
 NFC Championship: WASHINGTON 24, San Francisco 21  
 Super Bowl XVIII: L.A. Raiders (AFC) 38, Washington (NFC) 9  
 at Tampa Stadium; Tampa, Fla.

### 1982

#### AMERICAN CONFERENCE

##### L.A. Raiders#

	W	L	T	Pct.	Pts.	OP
Miami	7	2	0	.778	198	131
Cincinnati	7	2	0	.778	232	177
Pittsburgh	6	3	0	.667	204	146
San Diego	6	3	0	.667	288	221
N.Y. Jets	6	3	0	.667	245	166
New England	5	4	0	.556	143	157
Cleveland	4	5	0	.444	140	182
Buffalo	4	5	0	.444	150	154
Seattle	4	5	0	.444	127	147
Kansas City	3	6	0	.333	176	184
Denver	2	7	0	.222	148	226
Houston	1	8	0	.111	136	245
Baltimore	0	8	1	.056	113	236

#### NATIONAL CONFERENCE

##### Washington#

	W	L	T	Pct.	Pts.	OP
Washington#	8	1	0	.889	190	128
Dallas	6	3	0	.667	226	145
Green Bay	5	3	1	.611	226	169
Minnesota	5	4	0	.556	187	198
Atlanta	5	4	0	.556	183	199
St. Louis	5	4	0	.556	135	170
Tampa Bay	5	4	0	.556	158	178
Detroit	4	5	0	.444	181	176
New Orleans	4	5	0	.444	129	160
N.Y. Giants	4	5	0	.444	164	160
San Francisco	3	6	0	.333	209	206
Chicago	3	6	0	.333	141	174
Philadelphia	3	6	0	.333	191	195
L.A. Rams	2	7	0	.222	200	250

*As the result of a 57-day players' strike, the 1982 NFL regular-season schedule was reduced from 16 weeks to nine. At the conclusion of the regular season, the NFL conducted a 16-team postseason Super Bowl Tournament. Eight teams from each conference were seeded 1-8 based on their records during the season.*

#### #Top playoff seed in conference

Miami finished ahead of Cincinnati based on better conference record (6-1 to Bengals' 6-2). Pittsburgh finished ahead of San Diego based on better record against common opponents (3-1 to Chargers' 2-1) after N.Y. Jets were eliminated from three-way tie based on conference record (Pittsburgh and San Diego 5-3 to Jets' 2-3). Cleveland finished ahead of Buffalo and Seattle based on better conference record (4-3 to Bills' 3-3 to Seahawks' 3-5). Buffalo finished ahead of Seattle based on better conference record (3-3 to Seahawks' 3-5). Minnesota (4-1), Atlanta (4-3), St. Louis (5-4), Tampa Bay (3-3) seeds were determined by best won-lost record in conference games. Detroit finished ahead of New Orleans and the N.Y. Giants based on best conference record (4-4 to Saints' 3-5 to Giants' 3-5). New Orleans finished ahead of N.Y. Giants based on better record against common opponents (1-3 to Giants' 0-4). San Francisco finished ahead of Chicago, and Chicago finished ahead of Philadelphia, based on conference record (49ers' 2-3 to Bears' 2-5 to Eagles' 1-5).

First round playoff: MIAMI 28, New England 13;  
 L.A. RAIDERS 27, Cleveland 10;  
 N.Y. Jets 44, CINCINNATI 17;  
 San Diego 31, PITTSBURGH 28  
 Second round playoff: N.Y. Jets 17, L.A. RAIDERS 14;  
 MIAMI 34, San Diego 13  
 AFC Championship: MIAMI 14, N.Y. Jets 0  
 First round playoff: WASHINGTON 31, Detroit 7;  
 GREEN BAY 41, St. Louis 16;  
 MINNESOTA 30, Atlanta 24;  
 DALLAS 30, Tampa Bay 17  
 Second round playoff: WASHINGTON 21, Minnesota 7;  
 DALLAS 37, Green Bay 26  
 NFC Championship: WASHINGTON 31, Dallas 17  
 Super Bowl XVII: Washington (NFC) 27, Miami (AFC) 17  
 at Rose Bowl; Pasadena, Calif.

## PAST STANDINGS

### 1981

#### AMERICAN CONFERENCE

##### Eastern Division

	W	L	T	Pct.	Pts.	OP
Miami	11	4	1	.719	345	275
N.Y. Jets*	10	5	1	.656	355	287
Buffalo*	10	6	0	.625	311	276
Baltimore	2	14	0	.125	259	533
New England	2	14	0	.125	322	370

##### Central Division

	W	L	T	Pct.	Pts.	OP
Cincinnati#	12	4	0	.750	421	304
Pittsburgh	8	8	0	.500	356	297
Houston	7	9	0	.438	281	355
Cleveland	5	11	0	.313	276	375

##### Western Division

	W	L	T	Pct.	Pts.	OP
San Diego	10	6	0	.625	478	390
Denver	10	6	0	.625	321	289
Kansas City	9	7	0	.563	343	290
Oakland	7	9	0	.438	273	343
Seattle	6	10	0	.375	322	388

#### NATIONAL CONFERENCE

##### Eastern Division

	W	L	T	Pct.	Pts.	OP
Dallas	12	4	0	.750	367	277
Philadelphia*	10	6	0	.625	368	221
N.Y. Giants*	9	7	0	.563	295	257
Washington	8	8	0	.500	347	349
St. Louis	7	9	0	.438	315	408

##### Central Division

	W	L	T	Pct.	Pts.	OP
Tampa Bay	9	7	0	.563	315	268
Detroit	8	8	0	.500	397	322
Green Bay	8	8	0	.500	324	361
Minnesota	7	9	0	.438	325	369
Chicago	6	10	0	.375	253	324

##### Western Division

	W	L	T	Pct.	Pts.	OP
San Francisco#	13	3	0	.813	357	250
Atlanta	7	9	0	.438	426	355
Los Angeles	6	10	0	.375	303	351
New Orleans	4	12	0	.250	207	378

\*Wild Card qualifier for playoffs: #Top playoff seed in conference  
 Baltimore finished ahead of New England based on head-to-head sweep (2-0). San Diego finished ahead of Denver based on better division record (6-2 to Broncos' 5-3). Buffalo was second Wild Card based on head-to-head victory over Denver (1-0). Detroit finished ahead of Green Bay based on better record against common opponents (4-4 to Packers' 3-5).

Wild Card playoff: Buffalo 31, N.Y. JETS 27

Divisional playoffs: San Diego 41, MIAMI 38 (OT);

CINCINNATI 28, Buffalo 21

AFC Championship: CINCINNATI 27, San Diego 7

Wild Card playoff: N.Y. Giants 27, PHILADELPHIA 21

Divisional playoffs: DALLAS 38, Tampa Bay 0;

SAN FRANCISCO 38, N.Y. Giants 24

NFC Championship: SAN FRANCISCO 28, Dallas 27

Super Bowl XVI: San Francisco (NFC) 26, Cincinnati (AFC) 21 at Silverdome; Pontiac, Mich.

### 1980

#### AMERICAN CONFERENCE

##### Eastern Division

	W	L	T	Pct.	Pts.	OP
Buffalo	11	5	0	.688	320	260
New England	10	6	0	.625	441	325
Miami	8	8	0	.500	266	305
Baltimore	7	9	0	.438	355	387
N.Y. Jets	4	12	0	.250	302	395

##### Central Division

	W	L	T	Pct.	Pts.	OP
Cleveland	11	5	0	.688	357	310
Houston*	11	5	0	.688	295	251
Pittsburgh	9	7	0	.563	352	313
Cincinnati	6	10	0	.375	244	312

##### Western Division

	W	L	T	Pct.	Pts.	OP
San Diego#	11	5	0	.688	418	327
Oakland*	11	5	0	.688	364	306
Kansas City	8	8	0	.500	319	336
Denver	8	8	0	.500	310	323
Seattle	4	12	0	.250	291	408

#### NATIONAL CONFERENCE

##### Eastern Division

	W	L	T	Pct.	Pts.	OP
Philadelphia	12	4	0	.750	384	222
Dallas*	12	4	0	.750	454	311
Washington	6	10	0	.375	261	293
St. Louis	5	11	0	.313	299	350
N.Y. Giants	4	12	0	.250	249	425

##### Central Division

	W	L	T	Pct.	Pts.	OP
Minnesota	9	7	0	.563	317	308
Detroit	9	7	0	.563	334	272
Chicago	7	9	0	.438	304	264
Tampa Bay	5	10	1	.344	271	341
Green Bay	5	10	1	.344	231	371

##### Western Division

	W	L	T	Pct.	Pts.	OP
Atlanta#	12	4	0	.750	405	272
Los Angeles*	11	5	0	.688	424	289
San Francisco	6	10	0	.375	320	415
New Orleans	1	15	0	.063	291	487

\*Wild Card qualifier for playoffs: #Top playoff seed in conference  
 San Diego was top playoff seed based on better conference record than Cleveland and Buffalo (9-3 to Browns' 8-4 and Bills' 8-4). Cleveland was second playoff seed based on better record against common opponents (5-2 to Bills' 5-3). Cleveland finished ahead of Houston based on better conference record (8-4 to Oilers' 7-5). Oakland was first Wild Card based on better conference record than Houston (9-3 to Oilers' 7-5). San Diego finished ahead of Oakland based on better net points in division games (plus 60 net points to Raiders' plus 37). Oakland did not play San Diego in the divisional playoffs because, from 1970-1989, two teams from the same division could not meet prior to the conference championship game. Kansas City finished ahead of Denver based on head-to-head sweep (2-0). Atlanta was top playoff seed based on head-to-head victory over Philadelphia (1-0). Philadelphia finished ahead of Dallas based on better net points in division games (plus 84 net points to Cowboys' plus 50). Minnesota finished ahead of Detroit based on better conference record (8-4 to Lions' 9-5). Tampa Bay finished ahead of Green Bay based on better head-to-head record (1-0-1 to Packers' 0-1-1).

Wild Card playoff: OAKLAND 27, Houston 7

Divisional playoffs: SAN DIEGO 20, Buffalo 14;

Oakland 14, CLEVELAND 12

AFC Championship: Oakland 34, SAN DIEGO 27

Wild Card playoff: DALLAS 34, Los Angeles 13

Divisional playoffs: PHILADELPHIA 31, Minnesota 16;

Dallas 30, ATLANTA 27

NFC Championship: PHILADELPHIA 20, Dallas 7

Super Bowl XV: Oakland (AFC) 27, Philadelphia (NFC) 10 at Louisiana Superdome; New Orleans, La.

## PAST STANDINGS

1979

### AMERICAN CONFERENCE

#### Eastern Division

	W	L	T	Pct.	Pts.	OP
Miami	10	6	0	.625	341	257
New England	9	7	0	.563	411	326
N.Y. Jets	8	8	0	.500	337	383
Buffalo	7	9	0	.438	268	279
Baltimore	5	11	0	.313	271	351

#### Central Division

	W	L	T	Pct.	Pts.	OP
Pittsburgh	12	4	0	.750	416	262
Houston*	11	5	0	.688	362	331
Cleveland	9	7	0	.563	359	352
Cincinnati	4	12	0	.250	337	421

#### Western Division

	W	L	T	Pct.	Pts.	OP
San Diego#	12	4	0	.750	411	246
Denver*	10	6	0	.625	289	262
Seattle	9	7	0	.563	378	372
Oakland	9	7	0	.563	365	337
Kansas City	7	9	0	.438	238	262

### NATIONAL CONFERENCE

#### Eastern Division

	W	L	T	Pct.	Pts.	OP
Dallas#	11	5	0	.688	371	313
Philadelphia*	11	5	0	.688	339	282
Washington	10	6	0	.625	348	295
N.Y. Giants	6	10	0	.375	237	323
St. Louis	5	11	0	.313	307	358

#### Central Division

	W	L	T	Pct.	Pts.	OP
Tampa Bay	10	6	0	.625	273	237
Chicago*	10	6	0	.625	306	249
Minnesota	7	9	0	.438	259	337
Green Bay	5	11	0	.313	246	316
Detroit	2	14	0	.125	219	365

#### Western Division

	W	L	T	Pct.	Pts.	OP
Los Angeles	9	7	0	.563	323	309
New Orleans	8	8	0	.500	370	360
Atlanta	6	10	0	.375	300	388
San Francisco	2	14	0	.125	308	416

*\*Wild Card qualifier for playoffs: #Top playoff seed in conference  
San Diego was top playoff seed based on head-to-head victory over Pittsburgh (1-0). Seattle finished ahead of Oakland based on head-to-head sweep (2-0). Dallas finished ahead of Philadelphia based on better conference record (10-2 to Eagles' 9-3). Philadelphia did not play Dallas in the divisional playoffs because, from 1970-1989, two teams from the same division could not meet prior to the conference championship game. Tampa Bay finished ahead of Chicago based on a better division record (6-2 to Bears' 5-3). Chicago was second Wild Card ahead of Washington based on better net points in all games (57 to Redskins' 53).*

Wild Card playoff: HOUSTON 13, DENVER 7

Divisional playoffs: HOUSTON 17, SAN DIEGO 14;

PITTSBURGH 34, MIAMI 14

AFC Championship: PITTSBURGH 27, HOUSTON 13

Wild Card playoff: PHILADELPHIA 27, CHICAGO 17

Divisional playoffs: TAMPA BAY 24, PHILADELPHIA 17;

LOS ANGELES 21, DALLAS 19

NFC Championship: LOS ANGELES 9, TAMPA BAY 0

Super Bowl XIV: PITTSBURGH (AFC) 31, LOS ANGELES (NFC) 19

at Rose Bowl; Pasadena, Calif.

1978

### AMERICAN CONFERENCE

#### Eastern Division

	W	L	T	Pct.	Pts.	OP
New England	11	5	0	.688	358	286
Miami*	11	5	0	.688	372	254
N.Y. Jets	8	8	0	.500	359	364
Buffalo	5	11	0	.313	302	354
Baltimore	5	11	0	.313	239	421

#### Central Division

	W	L	T	Pct.	Pts.	OP
Pittsburgh#	14	2	0	.875	356	195
Houston*	10	6	0	.625	283	298
Cleveland	8	8	0	.500	334	356
Cincinnati	4	12	0	.250	252	284

#### Western Division

	W	L	T	Pct.	Pts.	OP
Denver	10	6	0	.625	282	198
Oakland	9	7	0	.563	311	283
Seattle	9	7	0	.563	345	358
San Diego	9	7	0	.563	355	309
Kansas City	4	12	0	.250	243	327

### NATIONAL CONFERENCE

#### Eastern Division

	W	L	T	Pct.	Pts.	OP
Dallas	12	4	0	.750	384	208
Philadelphia*	9	7	0	.563	270	250
Washington	8	8	0	.500	273	283
St. Louis	6	10	0	.375	248	296
N.Y. Giants	6	10	0	.375	264	298

#### Central Division

	W	L	T	Pct.	Pts.	OP
Minnesota	8	7	1	.531	294	306
Green Bay	8	7	1	.531	249	269
Detroit	7	9	0	.438	290	300
Chicago	7	9	0	.438	253	274
Tampa Bay	5	11	0	.313	241	259

#### Western Division

	W	L	T	Pct.	Pts.	OP
Los Angeles#	12	4	0	.750	316	245
Allanta*	9	7	0	.563	240	290
New Orleans	7	9	0	.438	281	298
San Francisco	2	14	0	.125	219	350

*\*Wild Card qualifier for playoffs: #Top playoff seed in conference  
New England finished ahead of Miami based on better division record (6-2 to Dolphins' 5-3). Buffalo finished ahead of Baltimore based on head-to-head sweep (2-0). Oakland finished ahead of Seattle and San Diego based on better record against common opponents (6-2 to Seahawks' 5-3 and Chargers' 4-4). Atlanta was first Wild Card ahead of Philadelphia based on better record against common opponents (5-2 to Eagles' 5-3). Houston did not play Pittsburgh, and Atlanta did not play Los Angeles in the divisional playoffs because, from 1970-1989, two teams from the same division could not meet prior to the conference championship game. Los Angeles was top playoff seed based on head-to-head victory over Dallas (1-0). St. Louis finished ahead of N.Y. Giants based on better division record (3-5 to Giants' 2-6). Minnesota finished ahead of Green Bay based on better head-to-head record (1-0-1). Detroit finished ahead of Chicago based on better division record (4-4 to Bears' 3-5).*

Wild Card playoff: HOUSTON 17, MIAMI 9

Divisional playoffs: HOUSTON 31, NEW ENGLAND 14;

PITTSBURGH 33, DENVER 10

AFC Championship: PITTSBURGH 34, HOUSTON 5

Wild Card playoff: ATLANTA 14, PHILADELPHIA 13

Divisional playoffs: DALLAS 27, ATLANTA 20;

LOS ANGELES 34, MINNESOTA 10

NFC Championship: DALLAS 28, LOS ANGELES 0

Super Bowl XIII: PITTSBURGH (AFC) 35, DALLAS (NFC) 31

at Orange Bowl; Miami, Fla.

## PAST STANDINGS

### 1977

#### AMERICAN CONFERENCE

Eastern Division						
	W	L	T	Pct.	Pts.	OP
Baltimore	10	4	0	.714	295	221
Miami	10	4	0	.714	313	197
New England	9	5	0	.643	278	217
N.Y. Jets	3	11	0	.214	191	300
Buffalo	3	11	0	.214	160	313
Central Division						
	W	L	T	Pct.	Pts.	OP
Pittsburgh	9	5	0	.643	283	243
Houston	8	6	0	.571	299	230
Cincinnati	8	6	0	.571	238	235
Cleveland	6	8	0	.429	269	267
Western Division						
	W	L	T	Pct.	Pts.	OP
Denver#	12	2	0	.857	274	148
Oakland*	11	3	0	.786	351	230
San Diego	7	7	0	.500	222	205
Seattle	5	9	0	.357	282	373
Kansas City	2	12	0	.143	225	349

#### NATIONAL CONFERENCE

Eastern Division						
	W	L	T	Pct.	Pts.	OP
Dallas#	12	2	0	.857	345	212
Washington	9	5	0	.643	196	189
St. Louis	7	7	0	.500	272	287
Philadelphia	5	9	0	.357	220	207
N.Y. Giants	5	9	0	.357	181	265
Central Division						
	W	L	T	Pct.	Pts.	OP
Minnesota	9	5	0	.643	231	227
Chicago*	9	5	0	.643	255	253
Detroit	6	8	0	.429	183	252
Green Bay	4	10	0	.286	134	219
Tampa Bay	2	12	0	.143	103	223
Western Division						
	W	L	T	Pct.	Pts.	OP
Los Angeles	10	4	0	.714	302	146
Atlanta	7	7	0	.500	179	129
San Francisco	5	9	0	.357	220	260
New Orleans	3	11	0	.214	232	336

\*Wild Card qualifier for playoffs; #Top playoff seed in conference  
 Baltimore finished ahead of Miami based on better conference record (9-3 to Dolphins' 8-4). N.Y. Jets finished ahead of Buffalo based on better point-differential in head-to-head competition (1 point). Houston finished ahead of Cincinnati based on better point-differential in head-to-head competition (2 points). Oakland did not play Denver in the divisional playoffs because, from 1970-1989, two teams from the same division could not meet prior to the conference championship game. Minnesota finished ahead of Chicago based on better point-differential in head-to-head competition (3 points). Chicago won Wild Card ahead of Washington based on better net points in conference games (48 to Redskins' 4). Philadelphia finished ahead of N.Y. Giants based on head-to-head sweep (2-0).  
 Divisional playoffs: DENVER 34, Pittsburgh 21; Oakland 37, BALTIMORE 31 (OT)  
 AFC Championship: DENVER 20, Oakland 17  
 Divisional playoffs: DALLAS 37, Chicago 7; Minnesota 14, LOS ANGELES 7  
 NFC Championship: DALLAS 23, Minnesota 6  
 Super Bowl XII: Dallas (NFC) 27, Denver (AFC) 10 at Louisiana Superdome; New Orleans, La.

### 1976

#### AMERICAN CONFERENCE

Eastern Division						
	W	L	T	Pct.	Pts.	OP
Baltimore	11	3	0	.786	417	246
New England*	11	3	0	.786	376	236
Miami	6	8	0	.429	263	264
N.Y. Jets	3	11	0	.214	169	383
Buffalo	2	12	0	.143	245	363
Central Division						
	W	L	T	Pct.	Pts.	OP
Pittsburgh	10	4	0	.714	342	138
Cincinnati	10	4	0	.714	335	210
Cleveland	9	5	0	.643	267	287
Houston	5	9	0	.357	222	273
Western Division						
	W	L	T	Pct.	Pts.	OP
Oakland#	13	1	0	.929	350	237
Denver	9	5	0	.643	315	206
San Diego	6	8	0	.429	248	285
Kansas City	5	9	0	.357	290	376
Tampa Bay	0	14	0	.000	125	412

#### NATIONAL CONFERENCE

Eastern Division						
	W	L	T	Pct.	Pts.	OP
Dallas	11	3	0	.786	296	194
Washington*	10	4	0	.714	291	217
St. Louis	10	4	0	.714	309	267
Philadelphia	4	10	0	.286	165	286
N.Y. Giants	3	11	0	.214	170	250
Central Division						
	W	L	T	Pct.	Pts.	OP
Minnesota#	11	2	1	.821	305	176
Chicago	7	7	0	.500	253	216
Detroit	6	8	0	.429	262	220
Green Bay	5	9	0	.357	218	299
Western Division						
	W	L	T	Pct.	Pts.	OP
Los Angeles	10	3	1	.750	351	190
San Francisco	8	6	0	.571	270	190
New Orleans	4	10	0	.286	253	346
Atlanta	4	10	0	.286	172	312
Seattle	2	12	0	.143	229	429

\*Wild Card qualifier for playoffs; #Top playoff seed in conference  
 Baltimore finished ahead of New England based on better division record (7-1 to Patriots' 6-2). Pittsburgh finished ahead of Cincinnati based on head-to-head sweep (2-0). Washington finished ahead of St. Louis based on head-to-head sweep (2-0). New Orleans finished ahead of Atlanta based on better point-differential in head-to-head competition (27 points).  
 Divisional playoffs: OAKLAND 24, New England 21; Pittsburgh 40, BALTIMORE 14  
 AFC Championship: OAKLAND 24, Pittsburgh 7  
 Divisional playoffs: MINNESOTA 35, Washington 20; Los Angeles 14, DALLAS 12  
 NFC Championship: MINNESOTA 24, Los Angeles 13  
 Super Bowl XI: Oakland (AFC) 32, Minnesota (NFC) 14 at Rose Bowl; Pasadena, Calif.



## PAST STANDINGS

### 1975

#### AMERICAN CONFERENCE

##### Eastern Division

	W	L	T	Pct.	Pts.	OP
Baltimore	10	4	0	.714	395	269
Miami	10	4	0	.714	357	222
Buffalo	8	6	0	.571	420	355
N.Y. Jets	3	11	0	.214	258	433
New England	3	11	0	.214	258	358

##### Central Division

	W	L	T	Pct.	Pts.	OP
Pittsburgh#	12	2	0	.857	373	162
Cincinnati*	11	3	0	.786	340	246
Houston	10	4	0	.714	293	226
Cleveland	3	11	0	.214	218	372

##### Western Division

	W	L	T	Pct.	Pts.	OP
Oakland	11	3	0	.786	375	255
Denver	6	8	0	.429	254	307
Kansas City	5	9	0	.357	282	341
San Diego	2	12	0	.143	189	345

#### NATIONAL CONFERENCE

##### Eastern Division

	W	L	T	Pct.	Pts.	OP
St. Louis	11	3	0	.786	356	276
Dallas*	10	4	0	.714	350	268
Washington	8	6	0	.571	325	276
N.Y. Giants	5	9	0	.357	216	306
Philadelphia	4	10	0	.286	225	302

##### Central Division

	W	L	T	Pct.	Pts.	OP
Minnesota#	12	2	0	.857	377	180
Detroit	7	7	0	.500	245	262
Chicago	4	10	0	.286	191	379
Green Bay	4	10	0	.286	226	285

##### Western Division

	W	L	T	Pct.	Pts.	OP
Los Angeles	12	2	0	.857	312	135
San Francisco	5	9	0	.357	255	286
Atlanta	4	10	0	.286	240	289
New Orleans	2	12	0	.143	165	360

*\*Wild Card qualifier for playoffs; #Top playoff seed in conference  
 Baltimore finished ahead of Miami based on head-to-head sweep (2-0). Cincinnati did not play Pittsburgh in the divisional playoffs because, from 1970-1989, two teams from the same division could not meet prior to the conference championship game.  
 N.Y. Jets finished ahead of New England based on head-to-head sweep (2-0). Minnesota was top playoff seed based on better Point Rating system than Los Angeles (3 to 6). Chicago finished ahead of Green Bay based on better division record (2-4 to Bears' 1-5).*

Divisional playoffs: PITTSBURGH 28, Baltimore 10;

OAKLAND 31, Cincinnati 28

AFC Championship: PITTSBURGH 16, Oakland 10

Divisional playoffs: LOS ANGELES 35, St. Louis 23;

Dallas 17, MINNESOTA 14

NFC Championship: Dallas 37, LOS ANGELES 7

Super Bowl X: Pittsburgh (AFC) 21, Dallas (NFC) 17 at Orange Bowl; Miami, Fla.

### 1974

#### AMERICAN CONFERENCE

##### Eastern Division

	W	L	T	Pct.	Pts.	OP
Miami	11	3	0	.786	327	216
Buffalo*	9	5	0	.643	264	244
N.Y. Jets	7	7	0	.500	279	300
New England	7	7	0	.500	348	289
Baltimore	2	12	0	.143	190	329

##### Central Division

	W	L	T	Pct.	Pts.	OP
Pittsburgh	10	3	1	.750	305	189
Houston	7	7	0	.500	236	282
Cincinnati	7	7	0	.500	283	259
Cleveland	4	10	0	.286	251	344

##### Western Division

	W	L	T	Pct.	Pts.	OP
Oakland	12	2	0	.857	355	228
Denver	7	6	1	.536	302	294
Kansas City	5	9	0	.357	233	293
San Diego	5	9	0	.357	212	285

#### NATIONAL CONFERENCE

##### Eastern Division

	W	L	T	Pct.	Pts.	OP
St. Louis	10	4	0	.714	285	218
Washington*	10	4	0	.714	320	196
Dallas	8	6	0	.571	297	235
Philadelphia	7	7	0	.500	242	217
N.Y. Giants	2	12	0	.143	195	299

##### Central Division

	W	L	T	Pct.	Pts.	OP
Minnesota	10	4	0	.714	310	195
Detroit	7	7	0	.500	256	270
Green Bay	6	8	0	.429	210	206
Chicago	4	10	0	.286	152	279

##### Western Division

	W	L	T	Pct.	Pts.	OP
Los Angeles	10	4	0	.714	263	181
San Francisco	6	8	0	.429	226	236
New Orleans	5	9	0	.357	166	263
Atlanta	3	11	0	.214	111	271

*\*Wild Card qualifier for playoffs  
 N.Y. Jets finished ahead of New England based on better conference record (5-6 to Patriots' 4-7). Houston finished ahead of Cincinnati based on head-to-head sweep (2-0). Kansas City finished ahead of San Diego based on better point-differential in head-to-head competition (3 points). St. Louis finished ahead of Washington based on head-to-head sweep (2-0).*

Divisional playoffs: OAKLAND 28, Miami 26;

PITTSBURGH 32, Buffalo 14

AFC Championship: Pittsburgh 24, OAKLAND 13

Divisional playoffs: MINNESOTA 30, St. Louis 14;

LOS ANGELES 19, Washington 10

NFC Championship: MINNESOTA 14, Los Angeles 10

Super Bowl IX: Pittsburgh (AFC) 16, Minnesota (NFC) 6 at Tulane Stadium; New Orleans, La.

*From 1933-74, sites for league/conference championship games alternated by division.*

## PAST STANDINGS

### 1973

#### AMERICAN CONFERENCE

##### Eastern Division

	W	L	T	Pct.	Pts.	OP
Miami	12	2	0	.857	343	150
Buffalo	9	5	0	.643	259	230
New England	5	9	0	.357	258	300
N.Y. Jets	4	10	0	.286	240	306
Baltimore	4	10	0	.286	226	341

##### Central Division

	W	L	T	Pct.	Pts.	OP
Cincinnati	10	4	0	.714	286	231
Pittsburgh*	10	4	0	.714	347	210
Cleveland	7	5	2	.571	234	255
Houston	1	13	0	.071	199	447

##### Western Division

	W	L	T	Pct.	Pts.	OP
Oakland	9	4	1	.679	292	175
Kansas City	7	5	2	.571	231	192
Denver	7	5	2	.571	354	296
San Diego	2	11	1	.179	188	386

*\*Wild Card qualifier for playoffs*

Cincinnati finished ahead of Pittsburgh based on better conference record (8-3 to Steelers' 7-4). N.Y. Jets finished ahead of Baltimore based on head-to-head sweep (2-0). Kansas City finished ahead of Denver based on better division record (4-2 to Broncos' 3-2-1). Dallas finished ahead of Washington based on better point differential in head-to-head games (13 points). San Francisco finished ahead of New Orleans based on better division record (2-4 to Saints' 1-5).

Divisional playoffs: OAKLAND 33, Pittsburgh 14;

MIAMI 34, Cincinnati 16

AFC Championship: MIAMI 27, Oakland 10

Divisional playoffs: MINNESOTA 27, Washington 20;

DALLAS 27, Los Angeles 16

NFC Championship: Minnesota 27, DALLAS 10

Super Bowl VIII: Miami (AFC) 24, Minnesota (NFC) 7

at Rice Stadium; Houston, Texas

### 1972

#### AMERICAN CONFERENCE

##### Eastern Division

	W	L	T	Pct.	Pts.	OP
Miami	14	0	0	1.000	385	171
N.Y. Jets	7	7	0	.500	367	324
Baltimore	5	9	0	.357	235	252
Buffalo	4	9	1	.321	257	377
New England	3	11	0	.214	192	446

##### Central Division

	W	L	T	Pct.	Pts.	OP
Pittsburgh	11	3	0	.786	343	175
Cleveland*	10	4	0	.714	268	249
Cincinnati	8	6	0	.571	299	229
Houston	1	13	0	.071	164	380

##### Western Division

	W	L	T	Pct.	Pts.	OP
Oakland	10	3	1	.750	365	248
Kansas City	8	6	0	.571	287	254
Denver	5	9	0	.357	325	350
San Diego	4	9	1	.321	264	344

*\*Wild Card qualifier for playoffs*

Dallas did not play Washington in the divisional playoffs because, from 1970-1989, two teams from the same division could not meet prior to the conference championship game.

Divisional playoffs: PITTSBURGH 13, Oakland 7;

MIAMI 20, Cleveland 14

AFC Championship: Miami 21, PITTSBURGH 17

Divisional playoffs: Dallas 30, SAN FRANCISCO 28;

WASHINGTON 16, Green Bay 3

NFC Championship: WASHINGTON 26, Dallas 3

Super Bowl VII: Miami (AFC) 14, Washington (NFC) 7

at Memorial Coliseum; Los Angeles, Calif.

#### NATIONAL CONFERENCE

##### Eastern Division

	W	L	T	Pct.	Pts.	OP
Dallas	10	4	0	.714	382	203
Washington*	10	4	0	.714	325	198
Philadelphia	5	8	1	.393	310	393
St. Louis	4	9	1	.321	286	365
N.Y. Giants	2	11	1	.179	226	362

##### Central Division

	W	L	T	Pct.	Pts.	OP
Minnesota	12	2	0	.857	296	168
Detroit	6	7	1	.464	271	247
Green Bay	5	7	2	.429	202	259
Chicago	3	11	0	.214	195	334

##### Western Division

	W	L	T	Pct.	Pts.	OP
Los Angeles	12	2	0	.857	388	178
Atlanta	9	5	0	.643	318	224
San Francisco	5	9	0	.357	262	319
New Orleans	5	9	0	.357	163	312

### 1971

#### AMERICAN CONFERENCE

##### Eastern Division

	W	L	T	Pct.	Pts.	OP
Miami	10	3	1	.769	315	174
Baltimore*	10	4	0	.714	313	140
New England	6	8	0	.429	238	325
N.Y. Jets	6	8	0	.429	212	299
Buffalo	1	13	0	.071	184	394

##### Central Division

	W	L	T	Pct.	Pts.	OP
Cleveland	9	5	0	.643	285	273
Pittsburgh	6	8	0	.429	246	292
Houston	4	9	1	.308	251	330
Cincinnati	4	10	0	.286	284	265

##### Western Division

	W	L	T	Pct.	Pts.	OP
Kansas City	10	3	1	.769	302	208
Oakland	8	4	2	.667	344	278
San Diego	6	8	0	.429	311	341
Denver	4	9	1	.308	203	275

*\*Wild Card qualifier for playoffs*

New England finished ahead of N.Y. Jets based on better point-differential in head-to-head competition (13 points).

Divisional playoffs: Miami 27, KANSAS CITY 24 (2 OT);

Baltimore 20, CLEVELAND 3

AFC Championship: MIAMI 21, Baltimore 0

Divisional playoffs: Dallas 20, MINNESOTA 12;

SAN FRANCISCO 24, Washington 20

NFC Championship: DALLAS 14, San Francisco 3

Super Bowl VI: Dallas (NFC) 24, Miami (AFC) 3

at Tulane Stadium; New Orleans, La.

*From 1970-71, tie games were not included in winning percentage.*

### 1970

#### AMERICAN CONFERENCE

##### Eastern Division

	W	L	T	Pct.	Pts.	OP
Baltimore	11	2	1	.846	321	234
Miami*	10	4	0	.714	297	228
N.Y. Jets	4	10	0	.286	255	286
Buffalo	3	10	1	.231	204	337
Boston Patriots	2	12	0	.143	149	361

##### Central Division

	W	L	T	Pct.	Pts.	OP
Cincinnati	8	6	0	.571	312	255
Cleveland	7	7	0	.500	286	265
Pittsburgh	5	9	0	.357	210	272
Houston	3	10	1	.231	217	352

##### Western Division

	W	L	T	Pct.	Pts.	OP
Oakland	8	4	2	.667	300	293
Kansas City	7	5	2	.583	272	244
San Diego	5	6	3	.455	282	278
Denver	5	8	1	.385	253	264

*\*Wild Card qualifier for playoffs*

Miami did not play Baltimore, and Detroit did not play Minnesota, in the divisional playoffs because, from 1970-1989, two teams from the same division could not meet prior to the conference championship game. Green Bay finished ahead of Chicago based on better division record (2-4 to Bears' 1-5).

Divisional playoffs: BALTIMORE 17, Cincinnati 0;

OAKLAND 21, Miami 14

AFC Championship: BALTIMORE 27, Oakland 17

Divisional playoffs: DALLAS 5, Detroit 0;

San Francisco 17, MINNESOTA 14

NFC Championship: Dallas 17, SAN FRANCISCO 10

Super Bowl V: Baltimore (AFC) 16, Dallas (NFC) 13

at Orange Bowl; Miami, Fla.

## PAST STANDINGS

### 1969 NFL

#### EASTERN CONFERENCE

##### Capitol Division

	W	L	T	Pct.	Pts.	OP
Dallas	11	2	1	.846	369	223
Washington	7	5	2	.583	307	319
New Orleans	5	9	0	.357	311	393
Philadelphia	4	9	1	.308	279	377

##### Century Division

	W	L	T	Pct.	Pts.	OP
Cleveland	10	3	1	.769	351	300
N.Y. Giants	6	8	0	.429	294	399
St. Louis	4	9	1	.308	314	389
Pittsburgh	1	13	0	.071	218	404

#### WESTERN CONFERENCE

##### Coastal Division

	W	L	T	Pct.	Pts.	OP
Los Angeles	11	3	0	.786	320	243
Baltimore	8	5	1	.615	279	268
Atlanta	6	8	0	.429	276	268
San Francisco	4	8	2	.333	277	319

##### Central Division

	W	L	T	Pct.	Pts.	OP
Minnesota	12	2	0	.857	379	133
Detroit	9	4	1	.692	259	188
Green Bay	8	6	0	.571	269	221
Chicago	1	13	0	.071	210	339

Conference championships: Cleveland 38, DALLAS 14;

MINNESOTA 23, Los Angeles 20

NFL championship: MINNESOTA 27, Cleveland 7

Super Bowl IV: Kansas City (AFL) 23, Minnesota (NFL) 7,  
at Tulane Stadium, New Orleans, Louisiana

### 1969 AFL

#### EASTERN DIVISION

	W	L	T	Pct.	Pts.	OP
N.Y. Jets	10	4	0	.714	353	269
Houston	6	6	2	.500	278	279
Boston Patriots	4	10	0	.286	266	316
Buffalo	4	10	0	.286	230	359
Miami	3	10	1	.231	233	332

#### WESTERN DIVISION

	W	L	T	Pct.	Pts.	OP
Oakland	12	1	1	.923	377	242
Kansas City	11	3	0	.786	359	177
San Diego	8	6	0	.571	288	276
Denver	5	8	1	.385	297	344
Cincinnati	4	9	1	.308	280	367

Divisional playoffs: Kansas City 13, N.Y. JETS 6;

OAKLAND 56, Houston 7

AFL championship: Kansas City 17, OAKLAND 7

### 1968 NFL

#### EASTERN CONFERENCE

##### Capitol Division

	W	L	T	Pct.	Pts.	OP
Dallas	12	2	0	.857	431	186
N.Y. Giants	7	7	0	.500	294	325
Washington	5	9	0	.357	249	358
Philadelphia	2	12	0	.143	202	351

##### Century Division

	W	L	T	Pct.	Pts.	OP
Cleveland	10	4	0	.714	394	273
St. Louis	9	4	1	.692	325	289
New Orleans	4	9	1	.308	246	327
Pittsburgh	2	11	1	.154	244	397

#### WESTERN CONFERENCE

##### Coastal Division

	W	L	T	Pct.	Pts.	OP
Baltimore	13	1	0	.929	402	144
Los Angeles	10	3	1	.769	312	200
San Francisco	7	6	1	.538	303	310
Atlanta	2	12	0	.143	170	389

##### Central Division

	W	L	T	Pct.	Pts.	OP
Minnesota	8	6	0	.571	282	242
Chicago	7	7	0	.500	250	333
Green Bay	6	7	1	.462	281	227
Detroit	4	8	2	.333	207	241

Conference championships: CLEVELAND 31, Dallas 20;

BALTIMORE 24, Minnesota 14

NFL championship: Baltimore 34, CLEVELAND 0

Super Bowl III: N.Y. Jets (AFL) 16, Baltimore (NFL) 7,  
at Orange Bowl; Miami, Fla.

### 1968 AFL

#### EASTERN DIVISION

	W	L	T	Pct.	Pts.	OP
N.Y. Jets	11	3	0	.786	419	280
Houston	7	7	0	.500	303	248
Miami	5	8	1	.385	276	355
Boston Patriots	4	10	0	.286	229	406
Buffalo	1	12	1	.077	199	367

#### WESTERN DIVISION

	W	L	T	Pct.	Pts.	OP
Oakland	12	2	0	.857	453	233
Kansas City	12	2	0	.857	371	170
San Diego	9	5	0	.643	382	310
Denver	5	9	0	.357	255	404
Cincinnati	3	11	0	.214	215	329

Western Division playoff: OAKLAND 41, Kansas City 6

AFL championship: N.Y. JETS 27, Oakland 23

### 1967 NFL

#### EASTERN CONFERENCE

##### Capitol Division

	W	L	T	Pct.	Pts.	OP
Dallas	9	5	0	.643	342	268
Philadelphia	6	7	1	.462	351	409
Washington	5	6	3	.455	347	353
New Orleans	3	11	0	.214	233	379

##### Century Division

	W	L	T	Pct.	Pts.	OP
Cleveland	9	5	0	.643	334	297
N.Y. Giants	7	7	0	.500	369	379
St. Louis	6	7	1	.462	333	356
Pittsburgh	4	9	1	.308	281	320

#### WESTERN CONFERENCE

##### Coastal Division

	W	L	T	Pct.	Pts.	OP
Los Angeles	11	1	2	.917	398	196
Baltimore	11	1	2	.917	394	198
San Francisco	7	7	0	.500	273	337
Atlanta	1	12	1	.077	175	422

##### Central Division

	W	L	T	Pct.	Pts.	OP
Green Bay	9	4	1	.692	332	209
Chicago	7	6	1	.538	239	218
Detroit	5	7	2	.417	260	259
Minnesota	3	8	3	.273	233	294

*Los Angeles finished ahead of Baltimore based on better point differential in head-to-head games (net 24 points).*

Conference championships: DALLAS 52, Cleveland 14;

GREEN BAY 28, Los Angeles 7

NFL championship: GREEN BAY 21, Dallas 17

Super Bowl II: Green Bay (NFL) 33, Oakland (AFL) 14,  
at Orange Bowl; Miami, Fla.

### 1967 AFL

#### EASTERN DIVISION

	W	L	T	Pct.	Pts.	OP
Houston	9	4	1	.692	258	199
N.Y. Jets	8	5	1	.615	371	329
Buffalo	4	10	0	.286	237	285
Miami	4	10	0	.286	219	407
Boston Patriots	3	10	1	.231	280	389

#### WESTERN DIVISION

	W	L	T	Pct.	Pts.	OP
Oakland	13	1	0	.929	468	233
Kansas City	9	5	0	.643	408	254
San Diego	8	5	1	.615	360	352
Denver	3	11	0	.214	256	409

AFL championship: OAKLAND 40, Houston 7

### 1966 NFL

#### EASTERN CONFERENCE

	W	L	T	Pct.	Pts.	OP
Dallas	10	3	1	.769	445	239
Cleveland	9	5	0	.643	403	259
Philadelphia	9	5	0	.643	326	340
St. Louis	8	5	1	.615	264	265
Washington	7	7	0	.500	351	355
Pittsburgh	5	8	1	.385	316	347
Atlanta	3	11	0	.214	204	437
N.Y. Giants	1	12	1	.077	263	501

#### WESTERN CONFERENCE

	W	L	T	Pct.	Pts.	OP
Green Bay	12	2	0	.857	335	163
Baltimore	9	5	0	.643	314	226
Los Angeles	8	6	0	.571	289	212
San Francisco	6	6	2	.500	320	325
Chicago	5	7	2	.417	234	272
Detroit	4	9	1	.308	206	317
Minnesota	4	9	1	.308	292	304

NFL championship: Green Bay 34, DALLAS 27

Super Bowl I: Green Bay (NFL) 35, Kansas City (AFL) 10,  
at Memorial Coliseum; Los Angeles, Calif.

### 1966 AFL

#### EASTERN DIVISION

	W	L	T	Pct.	Pts.	OP
Buffalo	9	4	1	.692	358	255
Boston Patriots	8	4	2	.677	315	283
N.Y. Jets	6	6	2	.500	322	312
Houston	3	11	0	.214	335	396
Miami	3	11	0	.214	213	362

#### WESTERN DIVISION

	W	L	T	Pct.	Pts.	OP
Kansas City	11	2	1	.846	448	276
Oakland	8	5	1	.615	315	288
San Diego	7	6	1	.538	335	284
Denver	4	10	0	.286	196	381

AFL championship: Kansas City 31, BUFFALO 7

## PAST STANDINGS

### 1965 NFL

#### EASTERN CONFERENCE

	W	L	T	Pct.	Pts.	OP
Cleveland	11	3	0	.786	363	325
Dallas	7	7	0	.500	325	280
N.Y. Giants	7	7	0	.500	270	338
Washington	6	8	0	.429	257	301
Philadelphia	5	9	0	.357	363	359
St. Louis	5	9	0	.357	296	309
Pittsburgh	2	12	0	.143	202	397

#### WESTERN CONFERENCE

	W	L	T	Pct.	Pts.	OP
Green Bay	10	3	1	.769	316	224
Baltimore	10	3	1	.769	389	284
Chicago	9	5	0	.643	409	275
San Francisco	7	6	1	.538	421	402
Minnesota	7	7	0	.500	383	403
Detroit	6	7	1	.462	257	295
Los Angeles	4	10	0	.286	269	328

Western Conference playoff: GREEN BAY 13, Baltimore 10 (OT)  
NFL championship: GREEN BAY 23, Cleveland 12

### 1965 AFL

#### EASTERN DIVISION

	W	L	T	Pct.	Pts.	OP
Buffalo	10	3	1	.769	313	226
N.Y. Jets	5	8	1	.385	285	303
Boston Patriots	4	8	2	.333	244	302
Houston	4	10	0	.286	298	429

#### WESTERN DIVISION

	W	L	T	Pct.	Pts.	OP
San Diego	9	2	3	.818	340	227
Oakland	8	5	1	.615	298	239
Kansas City	7	5	2	.583	322	285
Denver	4	10	0	.286	303	392

AFL championship: Buffalo 23, SAN DIEGO 0

### 1964 NFL

#### EASTERN CONFERENCE

	W	L	T	Pct.	Pts.	OP
Cleveland	10	3	1	.769	415	293
St. Louis	9	3	2	.750	357	331
Philadelphia	6	8	0	.429	312	313
Washington	6	8	0	.429	307	305
Dallas	5	8	1	.385	250	289
Pittsburgh	5	9	0	.357	253	315
N.Y. Giants	2	10	2	.167	241	399

#### WESTERN CONFERENCE

	W	L	T	Pct.	Pts.	OP
Baltimore	12	2	0	.857	428	225
Green Bay	8	5	1	.615	342	245
Minnesota	8	5	1	.615	355	296
Detroit	7	5	2	.583	280	260
Los Angeles	5	7	2	.417	283	339
Chicago	5	9	0	.357	260	379
San Francisco	4	10	0	.286	236	330

NFL championship: CLEVELAND 27, Baltimore 0

### 1964 AFL

#### EASTERN DIVISION

	W	L	T	Pct.	Pts.	OP
Buffalo	12	2	0	.857	400	242
Boston Patriots	10	3	1	.769	365	297
N.Y. Jets	5	8	1	.385	278	315
Houston	4	10	0	.286	310	355

#### WESTERN DIVISION

	W	L	T	Pct.	Pts.	OP
San Diego	8	5	1	.615	341	300
Kansas City	7	7	0	.500	366	306
Oakland	5	7	2	.417	303	350
Denver	2	11	1	.154	240	438

AFL championship: BUFFALO 20, San Diego 7

### 1963 NFL

#### EASTERN CONFERENCE

	W	L	T	Pct.	Pts.	OP
N.Y. Giants	11	3	0	.786	448	280
Cleveland	10	4	0	.714	343	262
St. Louis	9	5	0	.643	341	283
Pittsburgh	7	4	3	.636	321	295
Dallas	4	10	0	.286	305	378
Washington	3	11	0	.214	279	398
Philadelphia	2	10	2	.167	242	381

#### WESTERN CONFERENCE

	W	L	T	Pct.	Pts.	OP
Chicago	11	1	2	.917	301	144
Green Bay	11	2	1	.846	369	206
Baltimore	8	6	0	.571	316	285
Detroit	5	8	1	.385	326	265
Minnesota	5	8	1	.385	309	390
Los Angeles	5	9	0	.357	210	350
San Francisco	2	12	0	.143	198	391

NFL championship: CHICAGO 14, N.Y. Giants 10

### 1963 AFL

#### EASTERN DIVISION

	W	L	T	Pct.	Pts.	OP
Boston Patriots	7	6	1	.538	327	257
Buffalo	7	6	1	.538	304	291
Houston	6	8	0	.429	302	372
N.Y. Jets	5	8	1	.385	249	399

#### WESTERN DIVISION

	W	L	T	Pct.	Pts.	OP
San Diego	11	3	0	.786	399	255
Oakland	10	4	0	.714	363	282
Kansas City	5	7	2	.417	347	263
Denver	2	11	1	.154	301	473

Eastern Division playoff: Boston 26, BUFFALO 8  
AFL championship: SAN DIEGO 51, Boston 10

### 1962 NFL

#### EASTERN CONFERENCE

	W	L	T	Pct.	Pts.	OP
N.Y. Giants	12	2	0	.857	398	283
Pittsburgh	9	5	0	.643	312	363
Cleveland	7	6	1	.538	291	257
Washington	5	7	2	.417	305	376
Dallas Cowboys	5	8	1	.385	398	402
St. Louis	4	9	1	.308	287	361
Philadelphia	3	10	1	.231	282	356

#### WESTERN CONFERENCE

	W	L	T	Pct.	Pts.	OP
Green Bay	13	1	0	.929	415	148
Detroit	11	3	0	.786	315	177
Chicago	9	5	0	.643	321	287
Baltimore	7	7	0	.500	293	288
San Francisco	6	8	0	.429	282	331
Minnesota	2	11	1	.154	254	410
Los Angeles	1	12	1	.077	220	334

NFL championship: Green Bay 16, N.Y. GIANTS 7

### 1962 AFL

#### EASTERN DIVISION

	W	L	T	Pct.	Pts.	OP
Houston	11	3	0	.786	387	270
Boston Patriots	9	4	1	.692	346	295
Buffalo	7	6	1	.538	309	272
N.Y. Titans	5	9	0	.357	278	423

#### WESTERN DIVISION

	W	L	T	Pct.	Pts.	OP
Dallas Texans	11	3	0	.786	389	233
Denver	7	7	0	.500	353	334
San Diego	4	10	0	.286	314	392
Oakland	1	13	0	.071	213	370

AFL championship: Dallas Texans 20, HOUSTON 17 (OT)

### 1961 NFL

#### EASTERN CONFERENCE

	W	L	T	Pct.	Pts.	OP
N.Y. Giants	10	3	1	.769	368	220
Philadelphia	10	4	0	.714	361	297
Cleveland	8	5	1	.615	319	270
St. Louis	7	7	0	.500	279	267
Pittsburgh	6	8	0	.429	295	287
Dallas Cowboys	4	9	1	.308	236	380
Washington	1	12	1	.077	174	392

#### WESTERN CONFERENCE

	W	L	T	Pct.	Pts.	OP
Green Bay	11	3	0	.786	391	223
Detroit	8	5	1	.615	270	258
Baltimore	8	6	0	.571	302	307
Chicago	8	6	0	.571	326	302
San Francisco	7	6	1	.538	346	272
Los Angeles	4	10	0	.286	263	333
Minnesota	3	11	0	.214	285	407

NFL championship: GREEN BAY 37, N.Y. Giants 0

### 1961 AFL

#### EASTERN DIVISION

	W	L	T	Pct.	Pts.	OP
Houston	10	3	1	.769	513	242
Boston Patriots	9	4	1	.692	413	313
N.Y. Titans	7	7	0	.500	301	390
Buffalo	6	8	0	.429	294	342

#### WESTERN DIVISION

	W	L	T	Pct.	Pts.	OP
San Diego	12	2	0	.857	396	219
Dallas Texans	6	8	0	.429	334	343
Denver	3	11	0	.214	251	432
Oakland	2	12	0	.143	237	458

AFL championship: Houston 10, SAN DIEGO 3

### 1960 NFL

#### EASTERN CONFERENCE

	W	L	T	Pct.	Pts.	OP
Philadelphia	10	2	0	.833	321	246
Cleveland	8	3	1	.727	362	217
N.Y. Giants	6	4	2	.600	271	261
St. Louis	6	5	1	.545	288	230
Pittsburgh	5	6	1	.455	240	275
Washington	1	9	2	.100	178	309

#### WESTERN CONFERENCE

	W	L	T	Pct.	Pts.	OP
Green Bay	8	4	0	.667	332	209
Detroit	7	5	0	.583	239	212
San Francisco	7	5	0	.583	208	205
Baltimore	6	6	0	.500	288	234
Chicago	5	6	1	.455	194	299
L.A. Rams	4	7	1	.364	265	297
Dallas Cowboys	0	11	1	.000	177	369

NFL championship: PHILADELPHIA 17, Green Bay 13

### 1

## PAST STANDINGS

### 1959

EASTERN CONFERENCE						WESTERN CONFERENCE							
	W	L	T	Pct.	Pts.	OP		W	L	T	Pct.	Pts.	OP
N.Y. Giants	10	2	0	.833	284	170	Baltimore	9	3	0	.750	374	251
Cleveland	7	5	0	.583	270	214	Chi. Bears	8	4	0	.667	252	196
Philadelphia	7	5	0	.583	268	278	Green Bay	7	5	0	.583	248	246
Pittsburgh	6	5	1	.545	257	216	San Francisco	7	5	0	.583	255	237
Washington	3	9	0	.250	185	350	Detroit	3	8	1	.273	203	275
Chi. Cardinals	2	10	0	.167	234	324	Los Angeles	2	10	0	.167	242	315

NFL championship: BALTIMORE 31, N.Y. Giants 16

### 1958

EASTERN CONFERENCE						WESTERN CONFERENCE							
	W	L	T	Pct.	Pts.	OP		W	L	T	Pct.	Pts.	OP
N.Y. Giants	9	3	0	.750	246	183	Baltimore	9	3	0	.750	381	203
Cleveland	9	3	0	.750	302	217	Chi. Bears	8	4	0	.667	298	230
Pittsburgh	7	4	1	.636	261	230	Los Angeles	8	4	0	.667	344	278
Washington	4	7	1	.364	214	268	San Francisco	6	6	0	.500	257	324
Chi. Cardinals	2	9	1	.182	261	356	Detroit	4	7	1	.364	261	276
Philadelphia	2	9	1	.182	235	306	Green Bay	1	10	1	.091	193	382

Eastern Conference playoff: N.Y. GIANTS 10, Cleveland 0

NFL championship: Baltimore 23, N.Y. GIANTS 17 (OT)

### 1957

EASTERN CONFERENCE						WESTERN CONFERENCE							
	W	L	T	Pct.	Pts.	OP		W	L	T	Pct.	Pts.	OP
Cleveland	9	2	1	.818	269	172	Detroit	8	4	0	.667	251	231
N.Y. Giants	7	5	0	.583	254	211	San Francisco	8	4	0	.667	260	264
Pittsburgh	6	6	0	.500	161	178	Baltimore	7	5	0	.583	303	235
Washington	5	6	1	.455	251	230	Los Angeles	6	6	0	.500	307	278
Philadelphia	4	8	0	.333	173	230	Chi. Bears	5	7	0	.417	203	211
Chi. Cardinals	3	9	0	.250	200	299	Green Bay	3	9	0	.250	218	311

Western Conference playoff: Detroit 31, SAN FRANCISCO 27

NFL championship: DETROIT 59, Cleveland 14

### 1956

EASTERN CONFERENCE						WESTERN CONFERENCE							
	W	L	T	Pct.	Pts.	OP		W	L	T	Pct.	Pts.	OP
N.Y. Giants	8	3	1	.727	264	197	Chi. Bears	9	2	1	.818	363	246
Chi. Cardinals	7	5	0	.583	240	182	Detroit	9	3	0	.750	300	188
Washington	6	6	0	.500	183	225	San Francisco	5	6	1	.455	233	284
Cleveland	5	7	0	.417	167	177	Baltimore	5	7	0	.417	270	322
Pittsburgh	5	7	0	.417	217	250	Green Bay	4	8	0	.333	264	342
Philadelphia	3	8	1	.273	143	215	Los Angeles	4	8	0	.333	291	307

NFL championship: N.Y. GIANTS 47, Chi. Bears 7

### 1955

EASTERN CONFERENCE						WESTERN CONFERENCE							
	W	L	T	Pct.	Pts.	OP		W	L	T	Pct.	Pts.	OP
Cleveland	9	2	1	.818	349	218	Los Angeles	8	3	1	.727	260	231
Washington	8	4	0	.667	246	222	Chi. Bears	8	4	0	.667	294	251
N.Y. Giants	6	5	1	.545	267	223	Green Bay	6	6	0	.500	258	276
Chi. Cardinals	4	7	1	.364	224	252	Baltimore	5	6	1	.455	214	239
Philadelphia	4	7	1	.364	248	231	San Francisco	4	8	0	.333	216	298
Pittsburgh	4	8	0	.333	195	285	Detroit	3	9	0	.250	230	275

NFL championship: Cleveland 38, LOS ANGELES 14

### 1954

EASTERN CONFERENCE						WESTERN CONFERENCE							
	W	L	T	Pct.	Pts.	OP		W	L	T	Pct.	Pts.	OP
Cleveland	9	3	0	.750	336	162	Detroit	9	2	1	.818	337	189
Philadelphia	7	4	1	.636	284	230	Chi. Bears	8	4	0	.667	301	279
N.Y. Giants	7	5	0	.583	293	184	San Francisco	7	4	1	.636	313	251
Pittsburgh	5	7	0	.417	219	263	Los Angeles	6	5	1	.545	314	285
Washington	3	9	0	.250	207	432	Green Bay	4	8	0	.333	234	251
Chi. Cardinals	2	10	0	.167	183	347	Baltimore	3	9	0	.250	131	279

NFL championship: CLEVELAND 56, Detroit 10

### 1953

EASTERN CONFERENCE						WESTERN CONFERENCE							
	W	L	T	Pct.	Pts.	OP		W	L	T	Pct.	Pts.	OP
Cleveland	11	1	0	.917	348	162	Detroit	10	2	0	.833	271	205
Philadelphia	7	4	1	.636	352	215	San Francisco	9	3	0	.750	372	237
Washington	6	5	1	.545	208	215	Los Angeles	8	3	1	.727	366	236
Pittsburgh	6	6	0	.500	211	263	Chi. Bears	3	8	1	.273	218	262
N.Y. Giants	3	9	0	.250	179	277	Baltimore	3	9	0	.250	182	350
Chi. Cardinals	1	10	1	.091	190	337	Green Bay	2	9	1	.182	200	338

NFL championship: DETROIT 17, Cleveland 16

### 1952

AMERICAN CONFERENCE						NATIONAL CONFERENCE							
	W	L	T	Pct.	Pts.	OP		W	L	T	Pct.	Pts.	OP
Cleveland	8	4	0	.667	310	213	Detroit	9	3	0	.750	344	192
N.Y. Giants	7	5	0	.583	234	231	Los Angeles	9	3	0	.750	349	234
Philadelphia	7	5	0	.583	252	271	San Francisco	7	5	0	.583	285	221
Pittsburgh	5	7	0	.417	300	273	Green Bay	6	6	0	.500	295	312
Chi. Cardinals	4	8	0	.333	172	221	Chi. Bears	5	7	0	.417	245	326
Washington	4	8	0	.333	240	287	Dallas Texans	1	11	0	.083	182	427

National Conference playoff: DETROIT 31, Los Angeles 21

NFL championship: Detroit 17, CLEVELAND 7

### 1951

AMERICAN CONFERENCE						NATIONAL CONFERENCE							
	W	L	T	Pct.	Pts.	OP		W	L	T	Pct.	Pts.	OP
Cleveland	11	1	0	.917	331	152	Los Angeles	8	4	0	.667	392	261
N.Y. Giants	9	2	1	.818	254	161	Detroit	7	4	1	.636	336	259
Washington	5	7	0	.417	183	296	San Francisco	7	4	1	.636	255	205
Pittsburgh	4	7	1	.364	183	235	Chi. Bears	7	5	0	.583	286	282
Philadelphia	4	8	0	.333	234	264	Green Bay	3	9	0	.250	254	375
Chi. Cardinals	3	9	0	.250	210	287	N.Y. Yanks	1	9	2	.100	241	382

NFL championship: LOS ANGELES 24, Cleveland 17

### 1950

AMERICAN CONFERENCE						NATIONAL CONFERENCE							
	W	L	T	Pct.	Pts.	OP		W	L	T	Pct.	Pts.	OP
Cleveland	10	2	0	.833	310	144	Los Angeles	9	3	0	.750	466	309
N.Y. Giants	10	2	0	.833	268	150	Chi. Bears	9	3	0	.750	279	207
Philadelphia	6	6	0	.500	254	141	N.Y. Yanks	7	5	0	.583	366	367
Pittsburgh	6	6	0	.500	180	195	Detroit	6	6	0	.500	321	285
Chi. Cardinals	5	7	0	.417	233	287	Green Bay	3	9	0	.250	244	406
Washington	3	9	0	.250	232	326	San Francisco	3	9	0	.250	213	300
							Baltimore	1	11	0	.083	213	462

American Conference playoff: CLEVELAND 8, N.Y. Giants 3

National Conference playoff: LOS ANGELES 24, Chi. Bears 14

NFL championship: CLEVELAND 30, Los Angeles 28

## PAST STANDINGS

### 1949

EASTERN DIVISION						WESTERN DIVISION							
	W	L	T	Pct.	Pts.	OP		W	L	T	Pct.	Pts.	OP
Philadelphia	11	1	0	.917	364	134	Los Angeles	8	2	2	.800	360	239
Pittsburgh	6	5	1	.545	224	214	Chi. Bears	9	3	0	.750	332	218
N.Y. Giants	6	6	0	.500	287	298	Chi. Cardinals	6	5	1	.545	360	301
Washington	4	7	1	.364	268	339	Detroit	4	8	0	.333	237	259
N.Y. Bulldogs	1	10	1	.091	153	368	Green Bay	2	10	0	.167	114	329

NFL championship: Philadelphia 14, LOS ANGELES 0

### 1948

EASTERN DIVISION						WESTERN DIVISION							
	W	L	T	Pct.	Pts.	OP		W	L	T	Pct.	Pts.	OP
Philadelphia	9	2	1	.818	376	166	Chi. Cardinals	11	1	0	.917	395	226
Washington	7	5	0	.583	291	287	Chi. Bears	10	2	0	.833	375	151
N.Y. Giants	4	8	0	.333	297	388	Los Angeles	6	5	1	.545	327	269
Pittsburgh	4	8	0	.333	200	243	Green Bay	3	9	0	.250	154	290
Boston	3	9	0	.250	174	372	Detroit	2	10	0	.167	200	407

NFL championship: PHILADELPHIA 7, Chi. Cardinals 0

### 1947

EASTERN DIVISION						WESTERN DIVISION							
	W	L	T	Pct.	Pts.	OP		W	L	T	Pct.	Pts.	OP
Philadelphia	8	4	0	.667	308	242	Chi. Cardinals	9	3	0	.750	306	231
Pittsburgh	8	4	0	.667	240	259	Chi. Bears	8	4	0	.667	363	241
Boston	4	7	1	.364	168	256	Green Bay	6	5	1	.545	274	210
Washington	4	8	0	.333	295	367	Los Angeles	6	6	0	.500	259	214
N.Y. Giants	2	8	2	.200	190	309	Detroit	3	9	0	.250	231	305

Eastern Division playoff: Philadelphia 21, PITTSBURGH 0

NFL championship: CHI. CARDINALS 28, Philadelphia 21

### 1946

EASTERN DIVISION						WESTERN DIVISION							
	W	L	T	Pct.	Pts.	OP		W	L	T	Pct.	Pts.	OP
N.Y. Giants	7	3	1	.700	236	162	Chi. Bears	8	2	1	.800	289	193
Philadelphia	6	5	0	.545	231	220	Los Angeles	6	4	1	.600	277	257
Washington	5	5	1	.500	171	191	Green Bay	6	5	0	.545	148	158
Pittsburgh	5	5	1	.500	136	117	Chi. Cardinals	6	5	0	.545	260	198
Boston	2	8	1	.200	189	273	Detroit	1	10	0	.091	142	310

NFL championship: Chi. Bears 24, N.Y. GIANTS 14

### 1945

EASTERN DIVISION						WESTERN DIVISION							
	W	L	T	Pct.	Pts.	OP		W	L	T	Pct.	Pts.	OP
Washington	8	2	0	.800	209	121	Cleveland	9	1	0	.900	244	136
Philadelphia	7	3	0	.700	272	133	Detroit	7	3	0	.700	195	194
N.Y. Giants	3	6	1	.333	179	198	Green Bay	6	4	0	.600	258	173
Boston	3	6	1	.333	123	211	Chi. Bears	3	7	0	.300	192	235
Pittsburgh	2	8	0	.200	79	220	Chi. Cardinals	1	9	0	.100	98	228

NFL championship: CLEVELAND 15, Washington 14

### 1944

EASTERN DIVISION						WESTERN DIVISION							
	W	L	T	Pct.	Pts.	OP		W	L	T	Pct.	Pts.	OP
N.Y. Giants	8	1	1	.889	206	75	Green Bay	8	2	0	.800	238	141
Philadelphia	7	1	2	.875	267	131	Chi. Bears	6	3	1	.667	258	172
Washington	6	3	1	.667	169	180	Detroit	6	3	1	.667	216	151
Boston	2	8	0	.200	82	233	Cleveland	4	6	0	.400	188	224
Brooklyn	0	10	0	.000	69	166	Card-Pitt	0	10	0	.000	108	328

NFL championship: Green Bay 14, N.Y. GIANTS 7

### 1943

EASTERN DIVISION						WESTERN DIVISION							
	W	L	T	Pct.	Pts.	OP		W	L	T	Pct.	Pts.	OP
Washington	6	3	1	.667	229	137	Chi. Bears	8	1	1	.889	303	157
N.Y. Giants	6	3	1	.667	197	170	Green Bay	7	2	1	.778	264	172
Phil-Pitt	5	4	1	.556	225	230	Detroit	3	6	1	.333	178	218
Brooklyn	2	8	0	.200	65	234	Chi. Cardinals	0	10	0	.000	95	238

Eastern Division playoff: Washington 28, N.Y. GIANTS 0

NFL championship: CHI. BEARS 41, Washington 21

### 1942

EASTERN DIVISION						WESTERN DIVISION							
	W	L	T	Pct.	Pts.	OP		W	L	T	Pct.	Pts.	OP
Washington	10	1	0	.909	227	102	Chi. Bears	11	0	0	1.000	376	84
Pittsburgh	7	4	0	.636	167	119	Green Bay	8	2	1	.800	300	215
N.Y. Giants	5	5	1	.500	155	139	Cleveland	5	6	0	.455	150	207
Brooklyn	3	8	0	.273	100	168	Chi. Cardinals	3	8	0	.273	98	209
Philadelphia	2	9	0	.182	134	239	Detroit	0	11	0	.000	38	263

NFL championship: WASHINGTON 14, Chi. Bears 6

### 1941

EASTERN DIVISION						WESTERN DIVISION							
	W	L	T	Pct.	Pts.	OP		W	L	T	Pct.	Pts.	OP
N.Y. Giants	8	3	0	.727	238	114	Chi. Bears	10	1	0	.909	396	147
Brooklyn	7	4	0	.636	158	127	Green Bay	10	1	0	.909	258	120
Washington	6	5	0	.545	176	174	Detroit	4	6	1	.400	121	195
Philadelphia	2	8	1	.200	119	218	Chi. Cardinals	3	7	1	.300	127	197
Pittsburgh	1	9	1	.100	103	276	Cleveland	2	9	0	.182	116	244

Western Division playoff: CHI. BEARS 33, Green Bay 14

NFL championship: CHI. BEARS 37, N.Y. Giants 9

### 1940

EASTERN DIVISION						WESTERN DIVISION							
	W	L	T	Pct.	Pts.	OP		W	L	T	Pct.	Pts.	OP
Washington	9	2	0	.818	245	142	Chi. Bears	8	3	0	.727	238	152
Brooklyn	8	3	0	.727	186	120	Green Bay	6	4	1	.600	238	155
N.Y. Giants	6	4	1	.600	131	133	Detroit	5	5	1	.500	138	153
Pittsburgh	2	7	2	.222	60	178	Cleveland	4	6	1	.400	171	191
Philadelphia	1	10	0	.091	111	211	Chi. Cardinals	2	7	2	.222	139	222

NFL championship: Chi. Bears 73, WASHINGTON 0

### 1939

EASTERN DIVISION						WESTERN DIVISION							
	W	L	T	Pct.	Pts.	OP		W	L	T	Pct.	Pts.	OP
N.Y. Giants	9	1	1	.900	168	85	Green Bay	9	2	0	.818	233	153
Washington	8	2	1	.800	242	94	Chi. Bears	8	3	0	.727	298	157
Brooklyn	4	6	1	.400	108	219	Detroit	6	5	0	.545	145	150
Philadelphia	1	9	1	.100	105	200	Cleveland	5	5	1	.500	195	164
Pittsburgh	1	9	1	.100	114	216	Chi. Cardinals	1	10	0	.091	84	254

NFL championship: GREEN BAY 27, N.Y. Giants 0

### 1938

EASTERN DIVISION						WESTERN DIVISION							
	W	L	T	Pct.	Pts.	OP		W	L	T	Pct.	Pts.	OP
N.Y. Giants	8	2	1	.800	194	79	Green Bay	8	3	0	.727	223	118
Washington	6	3	2	.667	148	154	Detroit	7	4	0	.636	119	108
Brooklyn	4	4	3	.500	131	161	Chi. Bears	6	5	0	.545	194	148
Philadelphia	5	6	0	.455	154	164	Cleveland	4	7	0	.364	131	215
Pittsburgh	2	9	0	.182	79	169	Chi. Cardinals	2	9	0	.182	111	168

NFL championship: N.Y. GIANTS 23, Green Bay 17

## PAST STANDINGS

### 1937

#### EASTERN DIVISION

	W	L	T	Pct.	Pts.	OP
Washington	8	3	0	.727	195	120
N.Y. Giants	6	3	2	.667	128	109
Pittsburgh	4	7	0	.364	122	145
Brooklyn	3	7	1	.300	82	174
Philadelphia	2	8	1	.200	86	177

#### WESTERN DIVISION

	W	L	T	Pct.	Pts.	OP
Chi. Bears	9	1	1	.900	201	100
Green Bay	7	4	0	.636	220	122
Detroit	7	4	0	.636	180	105
Chi. Cardinals	5	5	1	.500	135	165
Cleveland	1	10	0	.091	75	207

NFL championship: Washington 28, CHI. BEARS 21

### 1936

#### EASTERN DIVISION

	W	L	T	Pct.	Pts.	OP
Boston	7	5	0	.583	149	110
Pittsburgh	6	6	0	.500	98	187
N.Y. Giants	5	6	1	.455	115	163
Brooklyn	3	8	1	.273	92	161
Philadelphia	1	11	0	.083	51	206

#### WESTERN DIVISION

	W	L	T	Pct.	Pts.	OP
Green Bay	10	1	1	.909	248	118
Chi. Bears	9	3	0	.750	222	94
Detroit	8	4	0	.667	235	102
Chi. Cardinals	3	8	1	.273	74	143

NFL championship: Green Bay 21, Boston 6;  
at Polo Grounds, New York, N.Y.

### 1935

#### EASTERN DIVISION

	W	L	T	Pct.	Pts.	OP
N.Y. Giants	9	3	0	.750	180	96
Brooklyn	5	6	1	.455	90	141
Pittsburgh	4	8	0	.333	100	209
Boston	2	8	1	.200	65	123
Philadelphia	2	9	0	.182	60	179

#### WESTERN DIVISION

	W	L	T	Pct.	Pts.	OP
Detroit	7	3	2	.700	191	111
Green Bay	8	4	0	.667	181	96
Chi. Bears	6	4	2	.600	192	106
Chi. Cardinals	6	4	2	.600	99	97

NFL championship: DETROIT 26, N.Y. Giants 7

*One game between Boston and Philadelphia was canceled.*

### 1934

#### EASTERN DIVISION

	W	L	T	Pct.	Pts.	OP
N.Y. Giants	8	5	0	.615	147	107
Boston	6	6	0	.500	107	94
Brooklyn	4	7	0	.364	61	153
Philadelphia	4	7	0	.364	127	85
Pittsburgh	2	10	0	.167	51	206

#### WESTERN DIVISION

	W	L	T	Pct.	Pts.	OP
Chi. Bears	13	0	0	1.000	286	86
Detroit	10	3	0	.769	238	59
Green Bay	7	6	0	.538	156	112
Chi. Cardinals	5	6	0	.455	80	84
St. Louis	1	2	0	.333	27	61
Cincinnati	0	8	0	.000	10	243

NFL championship: N.Y. GIANTS 30, Chi. Bears 13

### 1933

#### EASTERN DIVISION

	W	L	T	Pct.	Pts.	OP
N.Y. Giants	11	3	0	.786	244	101
Brooklyn	5	4	1	.556	93	54
Boston	5	5	2	.500	103	97
Philadelphia	3	5	1	.375	77	158
Pittsburgh	3	6	2	.333	67	208

#### WESTERN DIVISION

	W	L	T	Pct.	Pts.	OP
Chi. Bears	10	2	1	.833	133	82
Portsmouth	6	5	0	.545	128	87
Green Bay	5	7	1	.417	170	107
Cincinnati	3	6	1	.333	38	110
Chi. Cardinals	1	9	1	.100	52	101

NFL championship: CHI. BEARS 23, N.Y. Giants 21

### 1932

	W	L	T	Pct.
Chicago Bears	7	1	6	.875
Green Bay Packers	10	3	1	.769
Portsmouth Spartans	6	2	4	.750
Boston Braves	4	4	2	.500
New York Giants	4	6	2	.400
Brooklyn Dodgers	3	9	0	.250
Chicago Cardinals	2	6	2	.250
Staten Island Stapletons	2	7	3	.222

*Chicago Bears and Portsmouth Spartans finished regularly scheduled games tied for first place. Bears won playoff game, 9-0, which counted in standings.*

### 1927

	W	L	T	Pct.
New York Giants	11	1	1	.917
Green Bay Packers	7	2	1	.778
Chicago Bears	9	3	2	.750
Cleveland Bulldogs	8	4	1	.667
Providence Steam Roller	8	5	1	.615
New York Yankees	7	8	1	.467
Frankford Yellow Jackets	6	9	3	.400
Pottsville Maroons	5	8	0	.385
Chicago Cardinals	3	7	1	.300
Dayton Triangles	1	6	1	.143
Duluth Eskimos	1	8	0	.111
Buffalo Bisons	0	5	0	.000

### 1931

	W	L	T	Pct.
Green Bay Packers	12	2	0	.857
Portsmouth Spartans	11	3	0	.786
Chicago Bears	8	5	0	.615
Chicago Cardinals	5	4	0	.556
New York Giants	7	6	1	.538
Providence Steam Roller	4	4	3	.500
Staten Island Stapletons	4	6	1	.400
Cleveland Indians	2	8	0	.200
Brooklyn Dodgers	2	12	0	.143
Frankford Yellow Jackets	1	6	1	.143

### 1926

	W	L	T	Pct.
Frankford Yellow Jackets	14	1	2	.933
Chicago Bears	12	1	3	.923
Pottsville Maroons	10	2	2	.833
Kansas City Cowboys	8	3	0	.727
Green Bay Packers	7	3	3	.700
Los Angeles Buccaneers	6	3	1	.667
New York Giants	8	4	1	.667
Duluth Eskimos	6	5	3	.545
Buffalo Rangers	4	4	2	.500
Chicago Cardinals	5	6	1	.455
Providence Steam Roller	5	7	1	.417
Detroit Panthers	4	6	2	.400
Hartford Blues	3	7	0	.300
Brooklyn Lions	3	8	0	.273
Milwaukee Badgers	2	7	0	.222
Akron Indians	1	4	3	.200
Dayton Triangles	1	4	1	.200
Racine Tornadoes	1	4	0	.200
Columbus Tigers	1	6	0	.143
Canton Bulldogs	1	9	3	.100
Hammond Pros	0	4	0	.000
Louisville Colonels	0	4	0	.000

### 1930

	W	L	T	Pct.
Green Bay Packers	10	3	1	.769
New York Giants	13	4	0	.765
Chicago Bears	9	4	1	.692
Brooklyn Dodgers	7	4	1	.636
Providence Steam Roller	6	4	1	.600
Staten Island Stapletons	5	5	2	.500
Chicago Cardinals	5	6	2	.455
Portsmouth Spartans	5	6	3	.455
Frankford Yellow Jackets	4	13	1	.222
Minneapolis Red Jackets	1	7	1	.125
Newark Tornadoes	1	10	1	.091

### 1925

	W	L	T	Pct.
Chicago Cardinals	11	2	1	.846
Pottsville Maroons	10	2	0	.833
Detroit Panthers	8	2	2	.800
New York Giants	8	4	0	.667
Akron Indians	4	2	2	.667
Frankford Yellow Jackets	13	7	0	.650
Chicago Bears	9	5	3	.643
Rock Island Independents	5	3	3	.625
Green Bay Packers	8	5	0	.615
Providence Steam Roller	6	5	1	.545
Canton Bulldogs	4	4	0	.500
Cleveland Bulldogs	5	8	1	.385
Kansas City Cowboys	2	5	1	.286
Hammond Pros	1	4	0	.200
Buffalo Bisons	1	6	2	.143
Duluth Kelleys	0	3	0	.000
Rochester Jeffersons	0	6	1	.000
Milwaukee Badgers	0	6	0	.000
Dayton Triangles	0	7	1	.000
Columbus Tigers	0	9	0	.000

### 1929

	W	L	T	Pct.
Green Bay Packers	12	0	1	1.000
New York Giants	13	1	1	.929
Frankford Yellow Jackets	10	4	5	.714
Chicago Cardinals	6	6	1	.500
Boston Bulldogs	4	4	0	.500
Staten Island Stapletons	3	4	3	.429
Providence Steam Roller	4	6	2	.400
Orange Tornadoes	3	5	4	.375
Chicago Bears	4	9	2	.308
Buffalo Bisons	1	7	1	.125
Minneapolis Red Jackets	1	9	0	.100
Dayton Triangles	0	6	0	.000

### 1928

	W	L	T	Pct.
Providence Steam Roller	8	1	2	.889
Frankford Yellow Jackets	11	3	2	.786
Detroit Wolverines	7	2	1	.778
Green Bay Packers	6	4	3	.600
Chicago Bears	7	5	1	.583
New York Giants	4	7	2	.364
New York Yankees	4	8	1	.333
Pottsville Maroons	2	8	0	.200
Chicago Cardinals	1	5	0	.167
Dayton Triangles	0	7	0	.000

PAST STANDINGS

1924

	W	L	T	Pct.
Cleveland Bulldogs	7	1	1	.875
Chicago Bears	6	1	4	.857
Frankford Yellow Jackets	11	2	1	.846
Duluth Kelleys	5	1	0	.833
Rock Island Independents	5	2	2	.714
Green Bay Packers	7	4	0	.636
Racine Legion	4	3	3	.571
Chicago Cardinals	5	4	1	.556
Buffalo Bisons	6	5	0	.545
Columbus Tigers	4	4	0	.500
Hammond Pros	2	2	1	.500
Milwaukee Badgers	5	8	0	.385
Akron Indians	2	6	0	.250
Dayton Triangles	2	6	0	.250
Kansas City Blues	2	7	0	.222
Kenosha Maroons	0	4	1	.000
Minneapolis Marines	0	6	0	.000
Rochester Jeffersons	0	7	0	.000

1923

	W	L	T	Pct.
Canton Bulldogs	11	0	1	1.000
Chicago Bears	9	2	1	.818
Green Bay Packers	7	2	1	.778
Milwaukee Badgers	7	2	3	.778
Cleveland Indians	3	1	3	.750
Chicago Cardinals	8	4	0	.667
Duluth Kelleys	4	3	0	.571
Buffalo All-Americans	5	4	3	.556
Columbus Tigers	5	4	1	.556
Racine Legion	4	4	2	.500
Toledo Maroons	3	3	2	.500
Rock Island Independents	2	3	3	.400
Minneapolis Marines	2	5	2	.286
St. Louis All-Stars	1	4	2	.200
Hammond Pros	1	5	1	.167
Dayton Triangles	1	6	1	.143
Akron Indians	1	6	0	.143
Oorang Indians	1	10	0	.091
Louisville Brecks	0	3	0	.000
Rochester Jeffersons	0	4	0	.000

1922

	W	L	T	Pct.
Canton Bulldogs	10	0	2	1.000
Chicago Bears	9	3	0	.750
Chicago Cardinals	8	3	0	.727
Toledo Maroons	5	2	2	.714
Rock Island Independents	4	2	1	.667
Racine Legion	6	4	1	.600
Dayton Triangles	4	3	1	.571
Green Bay Packers	4	3	3	.571
Buffalo All-Americans	5	4	1	.556
Akron Pros	3	5	2	.375
Milwaukee Badgers	2	4	3	.333
Oorang Indians	3	6	0	.333
Minneapolis Marines	1	3	0	.250
Louisville Brecks	1	3	0	.250
Evansville Crimson Giants	0	3	0	.000
Rochester Jeffersons	0	4	1	.000
Hammond Pros	0	5	1	.000
Columbus Panhandles	0	8	0	.000

1921

	W	L	T	Pct.
Chicago Staleys	9	1	1	.900
Buffalo All-Americans	9	1	2	.900
Akron Pros	8	3	1	.727
Canton Bulldogs	5	2	3	.714
Rock Island Independents	4	2	1	.667
Evansville Crimson Giants	3	2	0	.600
Green Bay Packers	3	2	1	.600
Dayton Triangles	4	4	1	.500
Chicago Cardinals	3	3	2	.500
Rochester Jeffersons	2	3	0	.400
Cleveland Indians	3	5	0	.375
Washington Senators	1	2	0	.333
Cincinnati Celts	1	3	0	.250
Hammond Pros	1	3	1	.250
Minneapolis Marines	1	3	0	.250
Detroit Tigers	1	5	1	.167
Columbus Panhandles	1	8	0	.111
Tonawanda Kardex	0	1	0	.000
Muncie Flyers	0	2	0	.000
Louisville Brecks	0	2	0	.000
New York Giants	0	2	0	.000

1920\*

	W	L	T	Pct.
Akron Pros	8	0	3	1.000
Decatur Staleys	10	1	2	.909
Buffalo All-Americans	9	1	1	.900
Chicago Cardinals	6	2	2	.750
Rock Island Independents	6	2	2	.750
Dayton Triangles	5	2	2	.714
Rochester Jeffersons	6	3	2	.667
Canton Bulldogs	7	4	2	.636
Detroit Heralds	2	3	3	.400
Cleveland Tigers	2	4	2	.333
Chicago Tigers	2	5	1	.286
Hammond Pros	2	5	0	.286
Columbus Panhandles	2	6	2	.250
Muncie Flyers	0	1	0	.000

*\*No official standings were maintained for the 1920 season, and the championship was awarded to the Akron Pros in a League meeting on April 30, 1921. Clubs played schedules that included games against nonleague opponents.*



## ALL-TIME TEAM VS. TEAM RESULTS

## RS=REGULAR SEASON

## PS=POSTSEASON

**\*ARIZONA vs. ATLANTA**

RS: Cardinals lead series, 16-15;

PS: Cardinals lead series, 1-0

1966—Falcons, 16-10 (Atl)

1968—Cardinals, 17-12 (StL)

1971—Cardinals, 26-9 (Atl)

1973—Cardinals, 32-10 (Atl)

1975—Cardinals, 23-20 (StL)

1978—Cardinals, 42-21 (StL)

1980—Falcons, 33-27 (StL) OT

1981—Falcons, 41-20 (Atl)

1982—Cardinals, 23-20 (Atl)

1986—Falcons, 33-13 (Atl)

1987—Cardinals, 34-21 (Atl)

1989—Cardinals, 34-20 (P)

1990—Cardinals, 24-13 (Atl)

1991—Cardinals, 16-10 (P)

1992—Falcons, 20-17 (Atl)

1993—Cardinals, 27-10 (Atl)

1994—Falcons, 10-6 (Atl)

1995—Cardinals, 40-37 (Ariz) OT

1997—Cardinals, 29-26 (Ariz)

1999—Falcons, 37-14 (Atl)

2001—Falcons, 34-14 (Ariz)

2004—Falcons, 6-3 (Atl)

2006—Falcons, 32-10 (Atl)

2007—Cardinals, 30-27 (Ariz) OT

2008—\*\*Cardinals, 30-24 (Ariz)

2010—Falcons, 41-7 (Atl)

2012—Falcons, 23-19 (Atl)

2013—Cardinals, 27-13 (Ariz)

2014—Falcons, 29-18 (Atl)

2016—Falcons, 38-19 (Atl)

2018—Falcons, 40-14 (Atl)

2019—Cardinals, 34-33 (Ariz)

(RS Pts.—Falcons 735, Cardinals 669)

(PS Pts.—Cardinals 30, Falcons 24)

*\*Franchise known as Phoenix prior to 1994**and in St. Louis prior to 1988**\*\*NFC First-Round Playoff***\*ARIZONA vs. BALTIMORE**

RS: Ravens lead series, 5-2

1997—Cardinals, 16-13 (B)

2000—Ravens, 13-7 (A)

2003—Ravens, 26-18 (A)

2007—Ravens, 26-23 (B)

2011—Ravens, 30-27 (B)

2015—Cardinals, 26-18 (A)

2019—Ravens, 23-17 (B)

(RS Pts.—Ravens 149, Cardinals 134)

**\*ARIZONA vs. BUFFALO**

RS: Bills lead series, 7-5

1971—Cardinals, 28-23 (B)

1975—Bills, 32-14 (StL)

1981—Cardinals, 24-0 (StL)

1984—Cardinals, 37-7 (StL)

1986—Bills, 17-10 (B)

1990—Bills, 45-14 (B)

1999—Bills, 31-21 (A)

2004—Bills, 38-14 (B)

2008—Cardinals, 41-17 (A)

2012—Bills, 19-16 (A) OT

2016—Bills, 33-18 (B)

2020—Cardinals, 32-30 (A)

(RS Pts.—Bills 292, Cardinals 269)

*\*Franchise known as Phoenix prior to 1994**and in St. Louis prior to 1988***ARIZONA vs. CAROLINA**

RS: Panthers lead series, 12-4;

PS: Panthers lead series, 2-1

1995—Panthers, 27-7 (C)

2001—Cardinals, 30-7 (C)

2002—Cardinals, 16-13 (C)

2003—Panthers, 20-17 (A)

2004—Panthers, 35-10 (C)

2005—Panthers, 24-20 (A)

2007—Panthers, 25-10 (A)

2008—Panthers, 27-23 (C)

\*Cardinals, 33-13 (C)

2009—Panthers, 34-21 (A)

2010—Panthers, 19-12 (C)

2011—Cardinals, 28-21 (A)

2013—Cardinals, 22-6 (A)

2014—\*\*Panthers, 27-16 (C)

2015—\*\*\*Panthers, 49-15 (C)

2016—Panthers, 30-20 (C)

2019—Panthers, 38-20 (A)

2020—Panthers, 31-21 (C)

2021—Panthers, 34-10 (A)

(RS Pts.—Panthers 391, Cardinals 287)

(PS Pts.—Panthers 89, Cardinals 64)

*\*NFC Divisional Playoff**\*\*NFC First-Round Playoff**\*\*\*NFC Championship***\*ARIZONA vs. \*\*CHICAGO**

RS: Bears lead series, 57-29-6

(NP denotes Normal Park;

Wr denotes Wrigley Field;

Co denotes Comiskey Park;

So denotes Soldier Field;

all Chicago)

1920—Cardinals, 7-6 (NP)

Staleys, 10-0 (Wr)

1921—Tie, 0-0 (Wr)

1922—Cardinals, 6-0 (Co)

Cardinals, 9-0 (Co)

1923—Bears, 3-0 (Wr)

1924—Bears, 6-0 (Wr)

Bears, 21-0 (Co)

1925—Cardinals, 9-0 (Co)

Tie, 0-0 (Wr)

1926—Bears, 16-0 (Wr)

Bears, 10-0 (So)

Tie, 0-0 (Wr)

1927—Bears, 9-0 (NP)

Cardinals, 3-0 (Wr)

1928—Bears, 15-0 (NP)

Bears, 34-0 (Wr)

1929—Tie, 0-0 (Wr)

Cardinals, 40-6 (Co)

1930—Bears, 32-6 (Co)

Bears, 6-0 (Wr)

1931—Bears, 26-13 (Wr)

Bears, 18-7 (Wr)

1932—Tie, 0-0 (Wr)

Bears, 34-0 (Wr)

1933—Bears, 12-9 (Wr)

Bears, 22-6 (Wr)

1934—Bears, 20-0 (Wr)

Bears, 17-6 (Wr)

1935—Tie, 7-7 (Wr)

Bears, 13-0 (Wr)

1936—Bears, 7-3 (Wr)

Cardinals, 14-7 (Wr)

1937—Bears, 16-7 (Wr)

Bears, 42-28 (Wr)

1938—Bears, 16-13 (So)

Bears, 34-28 (Wr)

1939—Bears, 44-7 (Wr)

Bears, 48-7 (Co)

1940—Cardinals, 21-7 (Co)

Bears, 31-23 (Wr)

1941—Bears, 53-7 (Wr)

Bears, 34-24 (Co)

1942—Bears, 41-14 (Wr)

Bears, 21-7 (Co)

1943—Bears, 20-0 (Wr)

Bears, 35-24 (Co)

1945—Cardinals, 16-7 (Wr)

Bears, 28-20 (Co)

1946—Bears, 34-17 (Co)

Cardinals, 35-28 (Wr)

1947—Cardinals, 31-7 (Co)

Cardinals, 30-21 (Wr)

1948—Bears, 28-17 (Co)

Cardinals, 24-21 (Wr)

1949—Bears, 17-7 (Co)

Bears, 52-21 (Wr)

1950—Bears, 27-6 (Wr)

Cardinals, 20-10 (Co)

1951—Cardinals, 28-14 (Co)

Cardinals, 24-14 (Wr)

1952—Cardinals, 21-10 (Co)

Bears, 10-7 (Wr)

1953—Cardinals, 24-17 (Wr)

1954—Bears, 29-7 (Co)

1955—Cardinals, 53-14 (Co)

1956—Bears, 10-3 (Wr)

1957—Bears, 14-6 (Co)

1958—Bears, 30-14 (Wr)

1959—Bears, 31-7 (So)

1965—Bears, 34-13 (Wr)

1966—Cardinals, 24-17 (StL)

1967—Bears, 30-3 (Wr)

1969—Cardinals, 20-17 (StL)

1972—Bears, 27-10 (StL)

1975—Cardinals, 34-20 (So)

1977—Cardinals, 16-13 (StL)

1978—Bears, 17-10 (So)

1979—Bears, 42-6 (So)

1982—Cardinals, 10-7 (So)

1984—Cardinals, 38-21 (StL)

1990—Bears, 31-21 (P)

1994—Bears, 19-16 (A) OT

1998—Cardinals, 20-7 (A)

2001—Bears, 20-13 (So)

2003—Bears, 28-3 (So)

2006—Bears, 24-23 (A)

2009—Cardinals, 41-21 (So)

2012—Bears, 28-13 (A)

2015—Cardinals, 48-23 (So)

2018—Bears, 16-14 (A)

2021—Cardinals, 33-22 (So)

(RS Pts.—Bears 1,756, Cardinals 1,222)

*\*Franchise known as Phoenix prior to 1994,**in St. Louis prior to 1988, and in Chicago**prior to 1960**\*\*Franchise in Decatur prior to 1921 and**known as Staleys prior to 1922***\*ARIZONA vs. CINCINNATI**

RS: Series tied, 6-6

1973—Bengals, 42-24 (C)

1979—Bengals, 34-28 (C)

1985—Cardinals, 41-27 (StL)

1988—Bengals, 21-14 (C)

1994—Cardinals, 28-7 (A)

1997—Bengals, 24-21 (C)

2000—Bengals, 24-13 (C)

2003—Cardinals, 17-14 (A)

2007—Cardinals, 35-27 (C)

2011—Bengals, 23-16 (C)

2015—Cardinals, 34-31 (A)

2019—Cardinals, 26-23 (C)

(RS Pts.—Cardinals 297, Bengals 297)

*\*Franchise known as Phoenix prior to 1994**and in St. Louis prior to 1988***\*ARIZONA vs. CLEVELAND**

RS: Browns lead series, 33-16-3

1950—Browns, 34-24 (Cle)

Browns, 10-7 (Chi)

1951—Browns, 34-17 (Chi)

Browns, 49-28 (Cle)

1952—Browns, 28-13 (Cle)

Browns, 10-0 (Chi)

1953—Browns, 27-7 (Chi)

Browns, 27-16 (Cle)

1954—Browns, 31-7 (Cle)

Browns, 35-3 (Chi)

1955—Browns, 26-20 (Chi)

Browns, 35-24 (Cle)

1956—Cardinals, 9-7 (Chi)

Cardinals, 24-7 (Cle)

## ALL-TIME TEAM VS. TEAM RESULTS

1957—Browns, 17-7 (Chi)  
Browns, 31-0 (Cle)

1958—Browns, 35-28 (Cle)  
Browns, 38-24 (Chi)

1959—Browns, 34-7 (Chi)  
Browns, 17-7 (Cle)

1960—Browns, 28-27 (Cle)  
Tie, 17-17 (StL)

1961—Browns, 20-17 (Cle)  
Browns, 21-10 (StL)

1962—Browns, 34-7 (StL)  
Browns, 38-14 (Cle)

1963—Cardinals, 20-14 (Cle)  
Browns, 24-10 (StL)

1964—Tie, 33-33 (Cle)  
Cardinals, 28-19 (StL)

1965—Cardinals, 49-13 (Cle)  
Browns, 27-24 (StL)

1966—Cardinals, 34-28 (Cle)  
Browns, 38-10 (StL)

1967—Browns, 20-16 (Cle)  
Browns, 20-16 (StL)

1968—Cardinals, 27-21 (Cle)  
Cardinals, 27-16 (StL)

1969—Tie, 21-21 (Cle)  
Browns, 27-21 (StL)

1974—Cardinals, 29-7 (StL)

1979—Browns, 38-20 (StL)

1985—Cardinals, 27-24 (Cle) OT

1988—Browns, 29-21 (P)

1994—Browns, 32-0 (Cle)

2000—Cardinals, 29-21 (A)

2003—Browns, 44-6 (Cle)

2007—Cardinals, 27-21 (A)

2011—Cardinals, 20-17 (A) OT

2015—Cardinals, 34-20 (Cle)

2019—Cardinals, 38-24 (A)

2021—Cardinals, 37-14 (C)  
(RS Pts.—Browns 1,302, Cardinals 988)  
*\*Franchise known as Phoenix prior to 1994,  
in St. Louis prior to 1988,  
and in Chicago prior to 1960*

**\*ARIZONA vs. DALLAS**  
RS: Cowboys lead series, 56-33-1;  
PS: Cardinals lead series, 1-0

1960—Cardinals, 12-10 (StL)

1961—Cardinals, 31-17 (D)  
Cardinals, 31-13 (StL)

1962—Cardinals, 28-24 (D)  
Cardinals, 52-20 (StL)

1963—Cardinals, 34-7 (D)  
Cowboys, 28-24 (StL)

1964—Cardinals, 16-6 (D)  
Cowboys, 31-13 (StL)

1965—Cardinals, 20-13 (StL)  
Cowboys, 27-13 (D)

1966—Tie, 10-10 (StL)  
Cowboys, 31-17 (D)

1967—Cowboys, 46-21 (D)

1968—Cowboys, 27-10 (StL)

1969—Cowboys, 24-3 (D)

1970—Cardinals, 20-7 (StL)  
Cardinals, 38-0 (D)

1971—Cowboys, 16-13 (StL)  
Cowboys, 31-12 (D)

1972—Cowboys, 33-24 (D)  
Cowboys, 27-6 (StL)

1973—Cowboys, 45-10 (D)  
Cowboys, 30-3 (StL)

1974—Cardinals, 31-28 (StL)  
Cowboys, 17-14 (D)

1975—Cowboys, 37-31 (D) OT  
Cardinals, 31-17 (StL)

1976—Cardinals, 21-17 (StL)  
Cowboys, 19-14 (D)

1977—Cowboys, 30-24 (StL)  
Cardinals, 24-17 (D)

1978—Cowboys, 21-12 (D)  
Cowboys, 24-21 (StL) OT

1979—Cowboys, 22-21 (StL)  
Cowboys, 22-13 (D)

1980—Cowboys, 27-24 (StL)  
Cowboys, 31-21 (D)

1981—Cowboys, 30-17 (D)  
Cardinals, 20-17 (StL)

1982—Cowboys, 24-7 (StL)

1983—Cowboys, 34-17 (StL)  
Cowboys, 35-17 (D)

1984—Cardinals, 31-20 (D)  
Cowboys, 24-17 (StL)

1985—Cardinals, 21-10 (StL)  
Cowboys, 35-17 (D)

1986—Cowboys, 31-7 (StL)  
Cowboys, 37-6 (D)

1987—Cardinals, 24-13 (StL)  
Cowboys, 21-16 (D)

1988—Cowboys, 17-14 (P)  
Cardinals, 16-10 (D)

1989—Cardinals, 19-10 (D)  
Cardinals, 24-20 (P)

1990—Cardinals, 20-3 (P)  
Cowboys, 41-10 (D)

1991—Cowboys, 17-9 (P)  
Cowboys, 27-7 (D)

1992—Cowboys, 31-20 (D)  
Cowboys, 16-10 (P)

1993—Cowboys, 17-10 (P)  
Cowboys, 20-15 (D)

1994—Cowboys, 38-3 (D)  
Cowboys, 28-21 (A)

1995—Cowboys, 34-20 (D)  
Cowboys, 37-13 (A)

1996—Cowboys, 17-3 (D)  
Cowboys, 10-6 (A)

1997—Cardinals, 25-22 (A) OT  
Cowboys, 24-6 (D)

1998—Cowboys, 38-10 (D)  
Cowboys, 35-28 (A)  
\*\*Cardinals, 20-7 (D)

1999—Cowboys, 35-7 (D)  
Cardinals, 13-9 (A)

2000—Cardinals, 32-31 (A)  
Cowboys, 48-7 (D)

2001—Cowboys, 17-3 (D)  
Cardinals, 17-10 (A)

2002—Cardinals, 9-6 (A) OT

2003—Cowboys, 24-7 (D)

2005—Cowboys, 34-13 (D)

2006—Cowboys, 27-10 (A)

2008—Cardinals, 30-24 (A) OT

2010—Cardinals, 27-26 (A)

2011—Cardinals, 19-13 (A) OT

2014—Cardinals, 28-17 (D)

2017—Cowboys, 28-17 (A)

2020—Cardinals, 38-10 (D)

2021—Cardinals, 25-22 (D)  
(RS Pts.—Cowboys 2,076, Cardinals 1,591)  
(PS Pts.—Cardinals 20, Cowboys 7)  
*\*Franchise known as Phoenix prior to 1994  
and in St. Louis prior to 1988*

**\*\*NFC First-Round Playoff**

**\*ARIZONA vs. DENVER**  
RS: Broncos lead series, 9-1-1

1973—Tie, 17-17 (StL)

1977—Broncos, 7-0 (D)

1989—Broncos, 37-0 (P)

1991—Broncos, 24-19 (D)

1995—Broncos, 38-6 (D)

2001—Broncos, 38-17 (A)

2002—Broncos, 37-7 (D)

2006—Broncos, 37-20 (A)

2010—Cardinals, 43-13 (A)

2014—Broncos, 41-20 (D)

2018—Broncos, 45-10 (A)

(RS Pts.—Broncos 334, Cardinals 159)  
*\*Franchise known as Phoenix prior to 1994  
and in St. Louis prior to 1988*

**\*ARIZONA vs. \*DETROIT**  
RS: Lions lead series, 35-28-6

1930—Tie, 0-0 (Port)  
Cardinals, 23-0 (C)

1931—Spartans, 13-3 (Port)  
Cardinals, 20-19 (C)

1932—Tie, 7-7 (Port)

1933—Spartans, 7-6 (Port)

1934—Lions, 6-0 (D)  
Lions, 17-13 (C)

1935—Tie, 10-10 (D)  
Lions, 7-6 (C)

1936—Lions, 39-0 (D)  
Lions, 14-7 (C)

1937—Lions, 16-7 (C)  
Lions, 16-7 (D)

1938—Lions, 10-0 (D)  
Lions, 7-3 (C)

1939—Lions, 21-3 (D)  
Lions, 17-3 (C)

1940—Tie, 0-0 (Buffalo)  
Lions, 43-14 (C)

1941—Tie, 14-14 (C)  
Lions, 21-3 (D)

1942—Cardinals, 13-0 (C)  
Cardinals, 7-0 (D)

1943—Lions, 35-17 (D)  
Lions, 7-0 (Buffalo)

1945—Lions, 10-0 (Milwaukee)  
Lions, 26-0 (D)

1946—Cardinals, 34-14 (C)  
Cardinals, 36-14 (D)

1947—Cardinals, 45-21 (C)  
Cardinals, 17-7 (D)

1948—Cardinals, 56-20 (C)  
Cardinals, 28-14 (D)

1949—Lions, 24-7 (C)  
Cardinals, 42-19 (D)

1959—Lions, 45-21 (D)

1961—Lions, 45-14 (StL)

1967—Cardinals, 38-28 (StL)

1969—Lions, 20-0 (D)

1970—Lions, 16-3 (D)

1973—Lions, 20-16 (StL)

1975—Cardinals, 24-13 (D)

1978—Cardinals, 21-14 (StL)

1980—Lions, 20-7 (D)  
Cardinals, 24-23 (StL)

1989—Cardinals, 16-13 (D)

1993—Lions, 26-20 (D)  
Lions, 21-14 (Phx)

1995—Cardinals, 20-17 (D)

1998—Cardinals, 17-15 (D)

1999—Cardinals, 23-19 (A)

2001—Cardinals, 45-38 (A)

2002—Cardinals, 23-20 (A) OT

2003—Lions, 42-24 (D)

2004—Lions, 26-12 (D)

2005—Lions, 29-21 (D)

2006—Cardinals, 17-10 (A)

2007—Cardinals, 31-21 (A)

2009—Cardinals, 31-24 (D)

2012—Cardinals, 38-10 (A)

2013—Cardinals, 25-21 (A)

2014—Cardinals, 14-6 (A)

2015—Cardinals, 42-17 (D)

2017—Lions, 35-23 (D)

2018—Lions, 17-3 (A)

2019—Tie, 27-27 (A) OT

2020—Lions, 26-23 (A)

2021—Lions, 30-12 (D)  
(RS Pts.—Lions 1,282, Cardinals 1,150)  
*\*Franchise known as Phoenix prior to 1994,  
in St. Louis prior to 1988,  
and in Chicago prior to 1960*

## ALL-TIME TEAM VS. TEAM RESULTS

*\*\*Franchise in Portsmouth prior to 1934 and known as the Spartans*

**\*ARIZONA vs. GREEN BAY**

RS: Packers lead series, 45-24-4;

PS: Cardinals lead series, 2-1

1921—Tie, 3-3 (C)

1922—Cardinals, 16-3 (C)

1924—Cardinals, 3-0 (C)

1925—Cardinals, 9-6 (C)

1926—Cardinals, 13-7 (GB)

Packers, 3-0 (C)

1927—Packers, 13-0 (GB)

Tie, 6-6 (C)

1928—Packers, 20-0 (GB)

1929—Packers, 9-2 (GB)

Packers, 7-6 (C)

Packers, 12-0 (C)

1930—Packers, 14-0 (GB)

Cardinals, 13-6 (C)

1931—Packers, 26-7 (GB)

Cardinals, 21-13 (C)

1932—Packers, 15-7 (GB)

Packers, 19-9 (C)

1933—Packers, 14-6 (C)

1934—Packers, 15-0 (GB)

Cardinals, 9-0 (Mil)

Cardinals, 6-0 (C)

1935—Cardinals, 7-6 (GB)

Cardinals, 14-6 (Mil)

Cardinals, 9-7 (C)

1936—Packers, 10-7 (GB)

Packers, 24-0 (Mil)

Tie, 0-0 (C)

1937—Cardinals, 14-7 (GB)

Packers, 34-13 (Mil)

1938—Packers, 28-7 (C)

Packers, 24-22 (Buffalo)

1939—Packers, 14-10 (GB)

Packers, 27-20 (Mil)

1940—Packers, 31-6 (Mil)

Packers, 28-7 (C)

1941—Packers, 14-13 (Mil)

Packers, 17-9 (GB)

1942—Packers, 17-13 (C)

Packers, 55-24 (GB)

1943—Packers, 28-7 (C)

Packers, 35-14 (Mil)

1945—Packers, 33-14 (GB)

1946—Packers, 19-7 (C)

Cardinals, 24-6 (GB)

1947—Cardinals, 14-10 (GB)

Cardinals, 21-20 (C)

1948—Cardinals, 17-7 (Mil)

Cardinals, 42-7 (C)

1949—Cardinals, 39-17 (Mil)

Cardinals, 41-21 (C)

1955—Packers, 31-14 (GB)

1956—Packers, 24-21 (C)

1962—Packers, 17-0 (Mil)

1963—Packers, 30-7 (StL)

1967—Packers, 31-23 (StL)

1969—Packers, 45-28 (GB)

1971—Tie, 16-16 (StL)

1973—Packers, 25-21 (GB)

1976—Cardinals, 29-0 (StL)

1982—\*\*Packers, 41-16 (GB)

1984—Packers, 24-23 (GB)

1985—Cardinals, 43-28 (StL)

1988—Packers, 26-17 (P)

1990—Packers, 24-21 (P)

1999—Packers, 49-24 (GB)

2000—Packers, 29-3 (A)

2003—Cardinals, 20-13 (A)

2006—Packers, 31-14 (GB)

2009—Packers, 33-7 (A)

\*\*Cardinals, 51-45 (A) OT

2012—Packers, 31-17 (GB)

2015—Cardinals, 38-8 (A)

\*\*\*Cardinals, 26-20 (A) OT

2018—Cardinals, 20-17 (GB)

2021—Packers, 24-21 (A)

(RS Pts.—Packers 1,313, Cardinals 987)

(PS Pts.—Packers 106, Cardinals 93)

*\*Franchise known as Phoenix prior to 1994,*

*in St. Louis prior to 1988,*

*and in Chicago prior to 1960*

*\*\*NFC First-Round Playoff*

*\*\*\*NFC Divisional Playoff*

**ARIZONA vs. HOUSTON**

RS: Cardinals lead series, 3-2

2005—Texans, 30-19 (H)

2009—Cardinals, 28-21 (A)

2013—Cardinals, 27-24 (A)

2017—Texans, 31-21 (H)

2021—Cardinals, 31-5 (A)

(RS Pts.—Cardinals 126, Texans 111)

**\*ARIZONA vs. \*\*INDIANAPOLIS**

RS: Colts lead series, 9-8

1961—Colts, 16-0 (B)

1964—Colts, 47-27 (B)

1968—Colts, 27-0 (B)

1972—Cardinals, 10-3 (B)

1976—Cardinals, 24-17 (StL)

1978—Colts, 30-17 (StL)

1980—Cardinals, 17-10 (B)

1981—Cardinals, 35-24 (B)

1984—Cardinals, 34-33 (I)

1990—Cardinals, 20-17 (P)

1992—Colts, 16-13 (I)

1996—Colts, 20-13 (I)

2005—Colts, 17-13 (I)

2009—Colts, 31-10 (A)

2013—Cardinals, 40-11 (A)

2017—Cardinals, 16-13 (I) OT

2021—Colts, 22-16 (A)

(RS Pts.—Colts 354, Cardinals 305)

*\*Franchise known as Phoenix prior to 1994*

*and in St. Louis prior to 1988*

*\*\*Franchise in Baltimore prior to 1984*

**ARIZONA vs. JACKSONVILLE**

RS: Cardinals lead series, 4-2

2000—Jaguars, 44-10 (J)

2005—Jaguars, 24-17 (A)

2009—Cardinals, 31-17 (J)

2013—Cardinals, 27-14 (J)

2017—Cardinals, 27-24 (A)

2021—Cardinals, 31-19 (J)

(RS Pts.—Cardinals 143, Jaguars 142)

**\*ARIZONA vs. KANSAS CITY**

RS: Chiefs lead series, 9-3-1

1970—Tie, 6-6 (KC)

1974—Chiefs, 17-13 (StL)

1980—Chiefs, 21-13 (StL)

1983—Chiefs, 38-14 (KC)

1986—Cardinals, 23-14 (StL)

1995—Chiefs, 24-3 (A)

1998—Chiefs, 34-24 (KC)

2001—Cardinals, 24-16 (A)

2002—Chiefs, 49-0 (KC)

2006—Chiefs, 23-20 (A)

2010—Chiefs, 31-13 (KC)

2014—Cardinals, 17-14 (A)

2018—Chiefs, 26-14 (KC)

(RS Pts.—Chiefs 313, Cardinals 184)

*\*Franchise known as Phoenix prior to 1994*

*and in St. Louis prior to 1988*

**\*ARIZONA vs. \*\*LAS VEGAS**

RS: Raiders lead series, 6-4

1973—Raiders, 17-10 (StL)

1983—Cardinals, 34-24 (LA)

1989—Raiders, 16-14 (LA)

1998—Raiders, 23-20 (A)

2001—Cardinals, 34-31 (O) OT

2002—Raiders, 41-20 (A)

2006—Raiders, 22-9 (O)

2010—Cardinals, 24-23 (A)

2014—Cardinals, 24-13 (O)

2018—Raiders, 23-21 (A)

(RS Pts.—Raiders 233, Cardinals 210)

*\*Franchise known as Phoenix prior to 1994*

*and in St. Louis prior to 1988*

*\*\*Franchise in Los Angeles from 1982-94 and*

*in Oakland from 1960-81 and from 1995-*

*2019*

**\*ARIZONA vs. \*\*L.A. CHARGERS**

RS: Chargers lead series, 10-4

1971—Chargers, 20-17 (SD)

1976—Chargers, 43-24 (SD)

1983—Cardinals, 44-14 (StL)

1987—Chargers, 28-24 (SD)

1989—Chargers, 24-13 (P)

1992—Chargers, 27-21 (P)

1995—Chargers, 28-25 (SD)

1998—Cardinals, 16-13 (A)

2001—Cardinals, 20-17 (SD)

2002—Chargers, 23-15 (A)

2006—Chargers, 27-20 (SD)

2010—Chargers, 41-10 (SD)

2014—Cardinals, 18-17 (A)

2018—Chargers, 45-10 (LA)

(RS Pts.—Chargers 367, Cardinals 277)

*\*Franchise known as Phoenix prior to 1994,*

*in St. Louis prior to 1988*

*\*\*Franchise in San Diego from 1961-2016*

**\*ARIZONA vs. \*\*L.A. RAMS**

RS: Rams lead series, 45-39-2;

PS: Rams lead series, 2-0

1937—Cardinals, 6-0 (Cle)

Cardinals, 13-7 (Chi)

1938—Cardinals, 7-6 (Cle)

Cardinals, 31-17 (Chi)

1939—Rams, 24-0 (Chi)

Rams, 14-0 (Cle)

1940—Rams, 26-14 (Cle)

Cardinals, 17-7 (Chi)

1941—Rams, 10-6 (Cle)

Cardinals, 7-0 (Chi)

1942—Cardinals, 7-0 (Buffalo)

Rams, 7-3 (Cle)

1945—Rams, 21-0 (Cle)

Rams, 35-21 (Chi)

1946—Cardinals, 34-10 (Chi)

Rams, 17-14 (LA)

1947—Rams, 27-7 (LA)

Cardinals, 17-10 (Chi)

1948—Cardinals, 27-22 (LA)

Cardinals, 27-24 (Chi)

1949—Tie, 28-28 (Chi)

Cardinals, 31-27 (LA)

1951—Rams, 45-21 (LA)

1953—Tie, 24-24 (Chi)

1954—Rams, 28-17 (LA)

1958—Rams, 20-14 (Chi)

1960—Cardinals, 43-21 (LA)

1965—Rams, 27-3 (StL)

1968—Rams, 24-13 (StL)

1970—Rams, 34-13 (LA)

1972—Cardinals, 24-14 (StL)

1975—\*\*\*\*Rams, 35-23 (LA)

1976—Cardinals, 30-28 (LA)

1979—Rams, 21-0 (LA)

1980—Rams, 21-13 (StL)

1984—Rams, 16-13 (StL)

1985—Rams, 46-14 (LA)

1986—Rams, 16-10 (StL)

1987—Rams, 27-24 (StL)

1988—Cardinals, 41-27 (LA)

1989—Rams, 37-14 (LA)

1991—Cardinals, 24-14 (LA)

1992—Cardinals, 20-14 (LA)

1993—Cardinals, 38-10 (P)

1994—Rams, 14-12 (LA)

1996—Cardinals, 31-28 (A) OT

## ALL-TIME TEAM VS. TEAM RESULTS

1998—Cardinals, 20-17 (StL)  
 2002—Rams, 27-14 (A)  
     Rams, 30-28 (StL)  
 2003—Rams, 37-13 (StL)  
     Rams, 30-27 (A) OT  
 2004—Rams, 17-10 (StL)  
     Cardinals, 31-7 (A)  
 2005—Rams, 17-12 (A)  
     Cardinals, 38-28 (StL)  
 2006—Rams, 16-14 (A)  
     Cardinals, 34-20 (StL)  
 2007—Cardinals, 34-31 (StL)  
     Cardinals, 48-19 (A)  
 2008—Cardinals, 34-13 (StL)  
     Cardinals, 34-10 (A)  
 2009—Cardinals, 21-13 (StL)  
     Cardinals, 31-10 (A)  
 2010—Cardinals, 17-13 (StL)  
     Rams, 19-6 (A)  
 2011—Cardinals, 19-13 (A) OT  
     Cardinals, 23-20 (StL)  
 2012—Rams, 17-3 (StL)  
     Rams, 31-17 (A)  
 2013—Rams, 27-24 (StL)  
     Cardinals, 30-10 (A)  
 2014—Cardinals, 31-14 (A)  
     Cardinals, 12-6 (StL)  
 2015—Rams, 24-22 (A)  
     Cardinals, 27-3 (StL)  
 2016—Rams, 17-13 (A)  
     Cardinals, 44-6 (LA)  
 2017—Rams, 33-0 (London)  
     Rams, 32-16 (A)  
 2018—Rams, 34-0 (LA)  
     Rams, 31-9 (A)  
 2019—Rams, 34-7 (A)  
     Rams, 31-24 (LA)  
 2020—Rams, 38-28 (A)  
     Rams, 18-7 (LA)  
 2021—Cardinals, 37-20 (LA)  
     Rams, 30-23 (A)  
     \*\*\*Rams, 34-11 (LA)  
 (RS Pts.—Rams 1,758, Cardinals 1,655)  
 (PS Pts.—Rams 69, Cardinals 34)  
*\*Franchise known as Phoenix prior to 1994,  
 in St. Louis prior to 1988,  
 and in Chicago prior to 1960  
 \*\*Franchise in St. Louis from 1995-2015 and  
 in Cleveland prior to 1946  
 \*\*\*NFC Wild Card Playoff  
 \*\*\*\*NFC Divisional Playoff*  
**\*ARIZONA vs. MIAMI**  
 RS: Dolphins lead series, 10-3  
 1972—Dolphins, 31-10 (M)  
 1977—Dolphins, 55-14 (StL)  
 1978—Dolphins, 24-10 (M)  
 1981—Dolphins, 20-7 (StL)  
 1984—Dolphins, 36-28 (StL)  
 1990—Dolphins, 23-3 (M)  
 1996—Dolphins, 38-10 (A)  
 1999—Dolphins, 19-16 (M)  
 2004—Cardinals, 24-23 (M)  
 2008—Cardinals, 31-10 (A)  
 2012—Cardinals, 24-21 (A) OT  
 2016—Dolphins, 26-23 (M)  
 2020—Dolphins, 34-31 (A)  
 (RS Pts.—Dolphins 360, Cardinals 231)  
*\*Franchise known as Phoenix prior to 1994  
 and in St. Louis prior to 1988*  
**\*ARIZONA vs. MINNESOTA**  
 RS: Vikings lead series, 15-12;  
 PS: Vikings lead series, 2-0  
 1963—Cardinals, 56-14 (M)  
 1967—Cardinals, 34-24 (M)  
 1969—Vikings, 27-10 (StL)  
 1972—Cardinals, 19-17 (M)  
 1974—Vikings, 28-24 (StL)  
     \*\*Vikings, 30-14 (M)

1977—Cardinals, 27-7 (M)  
 1979—Cardinals, 37-7 (StL)  
 1981—Cardinals, 30-17 (StL)  
 1983—Cardinals, 41-31 (StL)  
 1991—Vikings, 34-7 (M)  
     Vikings, 28-0 (P)  
 1994—Cardinals, 17-7 (A)  
 1995—Vikings, 30-24 (A) OT  
 1996—Vikings, 41-17 (M)  
 1997—Vikings, 20-19 (A)  
 1998—\*\*Vikings, 41-21 (M)  
 2000—Vikings, 31-14 (M)  
 2003—Cardinals, 18-17 (A)  
 2006—Vikings, 31-26 (M)  
 2008—Vikings, 35-14 (A)  
 2009—Cardinals, 30-17 (A)  
 2010—Vikings, 27-24 (M) OT  
 2011—Vikings, 34-10 (M)  
 2012—Vikings, 21-14 (M)  
 2015—Cardinals, 23-20 (A)  
 2016—Vikings, 30-24 (M)  
 2018—Vikings, 27-17 (M)  
 2021—Cardinals, 34-33 (A)  
 (RS Pts.—Vikings 655, Cardinals 610)  
 (PS Pts.—Vikings 71, Cardinals 35)  
*\*Franchise known as Phoenix prior to 1994  
 and in St. Louis prior to 1988  
 \*\*NFC Divisional Playoff*  
**\*ARIZONA vs. \*\*NEW ENGLAND**  
 RS: Patriots lead series, 8-7  
 1970—Cardinals, 31-0 (StL)  
 1975—Cardinals, 24-17 (StL)  
 1978—Patriots, 16-6 (StL)  
 1981—Cardinals, 27-20 (NE)  
 1984—Cardinals, 33-10 (NE)  
 1990—Cardinals, 34-14 (P)  
 1991—Cardinals, 24-10 (P)  
 1993—Patriots, 23-21 (P)  
 1996—Patriots, 31-0 (NE)  
 1999—Patriots, 27-3 (A)  
 2004—Patriots, 23-12 (A)  
 2008—Patriots, 47-7 (NE)  
 2012—Cardinals, 20-18 (NE)  
 2016—Patriots, 23-21 (A)  
 2020—Patriots, 20-17 (NE)  
 (RS Pts.—Patriots 299, Cardinals 280)  
*\*Franchise known as Phoenix prior to 1994  
 and in St. Louis prior to 1988  
 \*\*Franchise in Boston prior to 1971*  
**\*ARIZONA vs. NEW ORLEANS**  
 RS: Series tied, 15-15;  
 PS: Saints lead series, 1-0  
 1967—Cardinals, 31-20 (StL)  
 1968—Cardinals, 21-20 (NO)  
     Cardinals, 31-17 (StL)  
 1969—Saints, 51-42 (StL)  
 1970—Cardinals, 24-17 (StL)  
 1974—Saints, 14-0 (NO)  
 1977—Cardinals, 49-31 (StL)  
 1980—Cardinals, 40-7 (NO)  
 1981—Cardinals, 30-3 (StL)  
 1982—Cardinals, 21-7 (NO)  
 1983—Saints, 28-17 (NO)  
 1984—Saints, 34-24 (NO)  
 1985—Cardinals, 28-16 (StL)  
 1986—Saints, 16-7 (StL)  
 1987—Cardinals, 24-19 (StL)  
 1990—Saints, 28-7 (NO)  
 1991—Saints, 27-3 (P)  
 1992—Saints, 30-21 (P)  
 1993—Saints, 20-17 (P)  
 1996—Cardinals, 28-14 (NO)  
 1997—Saints, 27-10 (NO)  
 1998—Cardinals, 19-17 (A)  
 2000—Saints, 21-10 (A)  
 2004—Cardinals, 34-10 (A)  
 2007—Saints, 31-24 (NO)  
 2009—\*\*Saints, 45-14 (NO)

2010—Cardinals, 30-20 (A)  
 2013—Saints, 31-7 (NO)  
 2015—Cardinals, 31-19 (A)  
 2016—Saints, 48-41 (A)  
 2019—Saints, 31-9 (NO)  
 (RS Pts.—Cardinals 680, Saints 674)  
 (PS Pts.—Saints 45, Cardinals 14)  
*\*Franchise known as Phoenix prior to 1994  
 and in St. Louis prior to 1988  
 \*\*NFC Divisional Playoff*  
**\*ARIZONA vs. N.Y. GIANTS**  
 RS: Giants lead series, 80-46-2  
 1926—Giants, 20-0 (NY)  
 1927—Giants, 28-7 (NY)  
 1929—Giants, 24-21 (NY)  
 1939—Giants, 17-7 (NY)  
 1930—Giants, 25-12 (NY)  
     Giants, 13-7 (C)  
 1935—Cardinals, 14-13 (NY)  
 1936—Giants, 14-6 (NY)  
 1938—Giants, 6-0 (NY)  
 1939—Giants, 17-7 (NY)  
 1941—Cardinals, 10-7 (NY)  
 1942—Giants, 21-7 (NY)  
 1943—Giants, 24-13 (NY)  
 1946—Giants, 28-24 (NY)  
 1947—Giants, 35-31 (NY)  
 1948—Cardinals, 63-35 (NY)  
 1949—Giants, 41-38 (C)  
 1950—Cardinals, 17-3 (C)  
     Giants, 51-21 (NY)  
 1951—Giants, 28-17 (NY)  
     Giants, 10-0 (C)  
 1952—Cardinals, 24-23 (NY)  
     Giants, 28-6 (C)  
 1953—Giants, 21-7 (NY)  
     Giants, 23-20 (C)  
 1954—Giants, 41-10 (C)  
     Giants, 31-17 (NY)  
 1955—Cardinals, 28-17 (C)  
     Giants, 10-0 (NY)  
 1956—Cardinals, 35-27 (C)  
     Giants, 23-10 (NY)  
 1957—Giants, 27-14 (NY)  
     Giants, 28-21 (C)  
 1958—Giants, 37-7 (Buffalo)  
     Cardinals, 23-6 (NY)  
 1959—Giants, 9-3 (NY)  
     Giants, 30-20 (Minn)  
 1960—Giants, 35-14 (StL)  
     Cardinals, 20-13 (NY)  
 1961—Cardinals, 21-10 (NY)  
     Giants, 24-9 (StL)  
 1962—Giants, 31-14 (StL)  
     Giants, 31-28 (NY)  
 1963—Giants, 38-21 (StL)  
     Cardinals, 24-17 (NY)  
 1964—Giants, 34-17 (NY)  
     Tie, 10-10 (StL)  
 1965—Giants, 14-10 (NY)  
     Giants, 28-15 (StL)  
 1966—Cardinals, 24-19 (StL)  
     Cardinals, 20-17 (NY)  
 1967—Giants, 37-20 (StL)  
     Giants, 37-14 (NY)  
 1968—Cardinals, 28-21 (NY)  
 1969—Cardinals, 42-17 (StL)  
     Giants, 49-6 (NY)  
 1970—Giants, 35-17 (NY)  
     Giants, 34-17 (StL)  
 1971—Giants, 21-20 (StL)  
     Cardinals, 24-7 (NY)  
 1972—Giants, 27-21 (NY)  
     Giants, 13-7 (StL)  
 1973—Cardinals, 35-27 (StL)  
     Giants, 24-13 (New Haven)  
 1974—Cardinals, 23-21 (New Haven)  
     Cardinals, 26-14 (StL)

## ALL-TIME TEAM VS. TEAM RESULTS

1975—Cardinals, 26-14 (StL) Cardinals, 20-13 (NY)	2020—Cardinals, 30-10 (NY) (RS Pts.—Cardinals 194, Jets 171) <i>*Franchise known as Phoenix prior to 1994 and in St. Louis prior to 1988</i>	1982—Cardinals, 23-20 (P) 1983—Cardinals, 14-11 (P) Cardinals, 31-7 (StL)
1976—Cardinals, 27-21 (StL) Cardinals, 17-14 (NY)	<b>*ARIZONA vs. PHILADELPHIA</b> RS: Cardinals lead series, 58-55-5;	1984—Cardinals, 34-14 (P) Cardinals, 17-16 (StL)
1977—Cardinals, 28-0 (StL) Giants, 27-7 (NY)	PS: Cardinals lead series, 2-1	1985—Eagles, 30-7 (P) Eagles, 24-14 (StL)
1978—Cardinals, 20-10 (StL) Giants, 17-0 (NY)	1935—Cardinals, 12-3 (C)	1986—Cardinals, 13-10 (StL) Tie, 10-10 (P) OT
1979—Cardinals, 27-14 (NY) Cardinals, 29-20 (StL)	1936—Cardinals, 13-0 (C)	1987—Eagles, 28-23 (StL) Cardinals, 31-19 (P)
1980—Giants, 41-35 (StL) Cardinals, 23-7 (NY)	1937—Tie, 6-6 (P)	1988—Eagles, 31-21 (P) Eagles, 23-17 (Phx)
1981—Giants, 34-14 (NY) Giants, 20-10 (StL)	1938—Eagles, 7-0 (Erie, Pa.)	1989—Eagles, 17-5 (Phx) Eagles, 31-14 (P)
1982—Cardinals, 24-21 (StL)	1941—Eagles, 21-14 (P)	1990—Cardinals, 23-21 (P) Eagles, 23-21 (Phx)
1983—Tie, 20-20 (StL) OT Cardinals, 10-6 (NY)	1945—Eagles, 21-6 (P)	1991—Cardinals, 26-10 (P) Eagles, 34-14 (Phx)
1984—Giants, 16-10 (NY) Cardinals, 31-21 (StL)	1947—Cardinals, 45-21 (P) **Cardinals, 28-21 (C)	1992—Eagles, 31-14 (Phx) Eagles, 7-3 (P)
1985—Giants, 27-17 (NY) Giants, 34-3 (StL)	1948—Cardinals, 21-14 (C) **Eagles, 7-0 (P)	1993—Eagles, 23-17 (P) Cardinals, 16-3 (Phx)
1986—Giants, 13-6 (StL) Giants, 27-7 (NY)	1949—Eagles, 28-3 (P)	1994—Eagles, 17-7 (P) Cardinals, 12-6 (A)
1987—Giants, 30-7 (NY) Cardinals, 27-24 (StL)	1950—Eagles, 45-7 (C) Cardinals, 14-10 (P)	1995—Eagles, 31-19 (A) Eagles, 21-20 (P)
1988—Cardinals, 24-17 (P) Giants, 44-7 (NY)	1951—Eagles, 17-14 (C)	1996—Cardinals, 36-30 (A) Eagles, 29-19 (P)
1989—Giants, 35-7 (NY) Giants, 20-13 (P)	1952—Eagles, 10-7 (P) Cardinals, 28-22 (C)	1997—Eagles, 13-10 (P) OT Cardinals, 31-21 (A)
1990—Giants, 20-19 (NY) Giants, 24-21 (P)	1953—Eagles, 56-17 (C) Eagles, 38-0 (P)	1998—Cardinals, 17-3 (A) Cardinals, 20-17 (P) OT
1991—Giants, 20-9 (NY) Giants, 21-14 (P)	1954—Eagles, 35-16 (C) Eagles, 30-14 (P)	1999—Cardinals, 25-24 (P) Cardinals, 21-17 (A)
1992—Giants, 31-21 (NY) Cardinals, 19-0 (P)	1955—Tie, 24-24 (C) Eagles, 27-3 (P)	2000—Eagles, 33-14 (A) Eagles, 34-9 (P)
1993—Giants, 19-17 (NY) Cardinals, 17-6 (P)	1956—Cardinals, 20-6 (P) Cardinals, 28-17 (C)	2001—Cardinals, 21-20 (P) Eagles, 21-7 (A)
1994—Giants, 20-17 (A) Cardinals, 10-9 (NY)	1957—Eagles, 38-21 (C) Cardinals, 31-27 (P)	2002—Eagles, 38-14 (P)
1995—Giants, 27-21 (NY) OT Giants, 10-6 (A)	1958—Tie, 21-21 (C) Eagles, 49-21 (P)	2005—Cardinals, 27-21 (A)
1996—Giants, 16-8 (NY) Cardinals, 31-23 (A)	1959—Eagles, 28-24 (Minn) Eagles, 27-17 (P)	2008—Eagles, 48-20 (P) ***Cardinals, 32-25 (A)
1997—Giants, 27-13 (A) Giants, 19-10 (NY)	1960—Eagles, 31-27 (P) Eagles, 20-6 (StL)	2011—Cardinals, 21-17 (P)
1998—Giants, 34-7 (NY) Giants, 23-19 (A)	1961—Cardinals, 30-27 (P) Eagles, 20-7 (StL)	2012—Cardinals, 27-6 (A)
1999—Cardinals, 14-3 (A) Cardinals, 34-24 (NY)	1962—Cardinals, 27-21 (P) Cardinals, 45-35 (StL)	2013—Eagles, 24-21 (P)
2000—Giants, 21-16 (NY) Giants, 31-7 (A)	1963—Cardinals, 28-24 (P) Cardinals, 38-14 (StL)	2014—Cardinals, 24-20 (A)
2001—Giants, 17-10 (A) Giants, 17-13 (NY)	1964—Cardinals, 38-13 (P) Cardinals, 36-34 (StL)	2015—Cardinals, 40-17 (P)
2002—Cardinals, 21-7 (A)	1965—Eagles, 34-27 (P) Eagles, 28-24 (StL)	2017—Eagles, 34-7 (P)
2004—Cardinals, 17-14 (A)	1966—Cardinals, 16-13 (StL) Cardinals, 41-10 (P)	2020—Cardinals, 33-26 (A) (RS Pts.—Eagles 2,532, Cardinals 2,326)
2005—Giants, 42-19 (NY)	1967—Cardinals, 48-14 (StL)	(PS Pts.—Cardinals 60, Eagles 53)
2008—Giants, 37-29 (A)	1968—Cardinals, 45-17 (P)	<i>*Franchise known as Phoenix prior to 1994, in St. Louis prior to 1988, and in Chicago prior to 1960</i>
2009—Cardinals, 24-17 (NY)	1969—Eagles, 34-30 (StL)	<b>**NFL Championship</b>
2011—Giants, 31-27 (A)	1970—Cardinals, 35-20 (P) Cardinals, 23-14 (StL)	<b>***NFC Championship</b>
2014—Cardinals, 25-14 (NY)	1971—Eagles, 37-20 (StL) Eagles, 19-7 (P)	<b>*ARIZONA vs. **PITTSBURGH</b>
2017—Cardinals, 23-0 (A)	1972—Tie, 6-6 (P) Cardinals, 24-23 (StL)	RS: Steelers lead series, 34-23-3;
2019—Cardinals, 27-21 (NY)	1973—Cardinals, 34-23 (P) Eagles, 27-24 (StL)	PS: Steelers lead series, 1-0
2020—Cardinals, 26-7 (NY) (RS Pts.—Giants 2,788, Cardinals 2,227)	1974—Cardinals, 7-3 (StL) Cardinals, 13-3 (P)	1933—Pirates, 14-13 (P)
<i>*Franchise known as Phoenix prior to 1994, in St. Louis prior to 1988, and in Chicago prior to 1960</i>	1975—Cardinals, 31-20 (StL) Cardinals, 24-23 (P)	1935—Pirates, 17-13 (P)
<b>*ARIZONA vs. N.Y. JETS</b>	1976—Cardinals, 33-14 (StL) Cardinals, 17-14 (P)	1936—Cardinals, 14-6 (C)
RS: Jets lead series, 6-4	1977—Cardinals, 21-17 (P) Cardinals, 21-16 (StL)	1937—Cardinals, 13-7 (P)
1971—Cardinals, 17-10 (StL)	1978—Cardinals, 16-10 (P) Eagles, 14-10 (StL)	1939—Cardinals, 10-0 (P)
1975—Cardinals, 37-6 (NY)	1979—Eagles, 24-20 (StL) Eagles, 16-13 (P)	1940—Tie, 7-7 (P)
1978—Jets, 23-10 (NY)	1980—Cardinals, 24-14 (StL) Eagles, 17-3 (P)	1942—Steelers, 19-3 (P)
1996—Jets, 31-21 (A)	1981—Eagles, 52-10 (StL) Eagles, 38-0 (P)	1945—Steelers, 23-0 (P)
1999—Jets, 12-7 (NY)		1946—Steelers, 14-7 (P)
2004—Jets, 13-3 (A)		1948—Cardinals, 24-7 (P)
2008—Jets, 56-35 (NY)		1950—Steelers, 28-17 (C) Steelers, 28-7 (P)
2012—Jets, 7-6 (NY)		1951—Steelers, 28-14 (C)
2016—Cardinals, 28-3 (A)		1952—Steelers, 34-28 (C) Steelers, 17-14 (P)
		1953—Steelers, 31-28 (P) Steelers, 21-17 (C)

## ALL-TIME TEAM VS. TEAM RESULTS

1954—Cardinals, 17-14 (C)  
Steelers, 20-17 (P)

1955—Steelers, 14-7 (P)  
Cardinals, 27-13 (C)

1956—Steelers, 14-7 (P)  
Cardinals, 38-27 (C)

1957—Steelers, 29-20 (P)  
Steelers, 27-2 (C)

1958—Steelers, 27-20 (C)  
Steelers, 38-21 (P)

1959—Cardinals, 45-24 (C)  
Steelers, 35-20 (P)

1960—Steelers, 27-14 (P)  
Cardinals, 38-7 (StL)

1961—Steelers, 30-27 (P)  
Cardinals, 20-0 (StL)

1962—Steelers, 26-17 (StL)  
Steelers, 19-7 (P)

1963—Steelers, 23-10 (P)  
Cardinals, 24-23 (StL)

1964—Cardinals, 34-30 (StL)  
Cardinals, 21-20 (P)

1965—Cardinals, 20-7 (P)  
Cardinals, 21-17 (StL)

1966—Steelers, 30-9 (P)  
Cardinals, 6-3 (StL)

1967—Cardinals, 28-14 (P)  
Tie, 14-14 (StL)

1968—Tie, 28-28 (StL)  
Cardinals, 20-10 (P)

1969—Cardinals, 27-14 (P)  
Cardinals, 47-10 (StL)

1972—Steelers, 25-19 (StL)

1979—Steelers, 24-21 (StL)

1985—Steelers, 23-10 (P)

1988—Cardinals, 31-14 (Phx)

1994—Cardinals, 20-17 (A) OT

1997—Steelers, 26-20 (A) OT

2003—Steelers, 28-15 (P)

2007—Cardinals, 21-14 (A)

2008—\*\*\*Steelers, 27-23 (Tampa Bay)

2011—Steelers, 32-20 (A)

2015—Steelers, 25-13 (P)

2019—Steelers, 23-17 (A)

(RS Pts.—Steelers 1,186, Cardinals 1,109)

(PS Pts.—Steelers 27, Cardinals 23)

*\*Franchise known as Phoenix prior to 1994, in St. Louis prior to 1988, and in Chicago prior to 1960*

*\*\*\*Steelers known as Pirates prior to 1940*

*\*\*\*Super Bowl XLIII*

**\*ARIZONA vs. SAN FRANCISCO**  
RS: 49ers lead series, 32-29

1951—Cardinals, 27-21 (SF)

1957—Cardinals, 20-10 (SF)

1962—49ers, 24-17 (StL)

1964—Cardinals, 23-13 (SF)

1968—49ers, 35-17 (SF)

1971—49ers, 26-14 (StL)

1974—Cardinals, 34-9 (SF)

1976—Cardinals, 23-20 (StL) OT

1978—Cardinals, 16-10 (SF)

1979—Cardinals, 13-10 (StL)

1980—49ers, 24-21 (SF) OT

1982—49ers, 31-20 (StL)

1983—49ers, 42-27 (StL)

1986—49ers, 43-17 (SF)

1987—49ers, 34-28 (SF)

1988—Cardinals, 24-23 (P)

1991—49ers, 14-10 (SF)

1992—Cardinals, 24-14 (P)

1993—49ers, 28-14 (SF)

1999—49ers, 24-10 (A)

2000—49ers, 27-20 (SF)

2002—49ers, 38-28 (SF)  
49ers, 17-14 (A)

2003—Cardinals, 16-13 (A) OT  
49ers, 50-14 (SF)

2004—49ers, 31-28 (SF) OT  
49ers, 31-28 (A) OT

2005—Cardinals, 31-14 (Mex. City)  
Cardinals, 17-10 (SF)

2006—Cardinals, 34-27 (A)  
Cardinals, 26-20 (SF)

2007—49ers, 20-17 (SF)  
49ers, 37-31 (A) OT

2008—Cardinals, 23-13 (SF)  
Cardinals, 29-24 (A)

2009—49ers, 20-16 (A)  
49ers, 24-9 (SF)

2010—49ers, 27-6 (A)  
49ers, 38-7 (SF)

2011—49ers, 23-7 (SF)  
Cardinals, 21-19 (A)

2012—49ers, 24-3 (A)  
49ers, 27-13 (SF)

2013—49ers, 32-20 (SF)  
49ers, 23-20 (A)

2014—Cardinals, 23-14 (A)  
49ers, 20-17 (SF)

2015—Cardinals, 47-7 (A)  
Cardinals, 19-13 (SF)

2016—Cardinals, 33-21 (SF)  
Cardinals, 23-20 (A)

2017—Cardinals, 18-15 (A) OT  
Cardinals, 20-10 (SF)

2018—Cardinals, 28-18 (SF)  
Cardinals, 18-15 (A)

2019—49ers, 28-25 (A)  
49ers, 36-26 (SF)

2020—Cardinals, 24-20 (SF)  
49ers, 20-12 (A)

2021—Cardinals, 17-10 (A)  
Cardinals, 31-17 (SF)

(RS Pts.—49ers 1,368, Cardinals 1,258)

*\*Franchise known as Phoenix prior to 1994, in St. Louis prior to 1988, and in Chicago prior to 1960*

**\*ARIZONA vs. SEATTLE**  
RS: Seahawks lead series, 23-22-1

1976—Cardinals, 30-24 (S)

1983—Cardinals, 33-28 (StL)

1989—Cardinals, 34-24 (S)

1993—Cardinals, 30-27 (S) OT

1995—Cardinals, 20-14 (A) OT

1998—Seahawks, 33-14 (S)

2002—Cardinals, 24-13 (S)  
Seahawks, 27-6 (A)

2003—Seahawks, 38-0 (A)  
Seahawks, 28-10 (S)

2004—Cardinals, 25-17 (A)  
Seahawks, 24-21 (S)

2005—Seahawks, 37-12 (S)  
Seahawks, 33-19 (A)

2006—Seahawks, 21-10 (S)  
Cardinals, 27-21 (A)

2007—Cardinals, 23-20 (A)  
Seahawks, 42-21 (S)

2008—Cardinals, 26-20 (S)  
Cardinals, 34-21 (A)

2009—Cardinals, 27-3 (S)  
Cardinals, 31-20 (A)

2010—Seahawks, 22-10 (S)  
Seahawks, 36-18 (A)

2011—Seahawks, 13-10 (S)  
Cardinals, 23-20 (A) OT

2012—Cardinals, 20-16 (A)  
Seahawks, 58-0 (S)

2013—Seahawks, 34-22 (A)  
Cardinals, 17-10 (S)

2014—Seahawks, 19-3 (S)  
Seahawks, 35-6 (A)

2015—Cardinals, 39-32 (S)  
Seahawks, 36-6 (A)

2016—Tie, 6-6 (A) OT  
Cardinals, 34-31 (S)

2017—Seahawks, 22-16 (A)  
Cardinals, 26-24 (S)

2018—Seahawks, 20-17 (A)  
Seahawks, 27-24 (S)

2019—Seahawks, 27-10 (A)  
Cardinals, 27-13 (S)

2020—Cardinals, 37-34 (A) OT  
Seahawks, 28-21 (S)

2021—Cardinals, 23-13 (S)  
Seahawks, 38-30 (A)

(RS Pts.—Seahawks 1,149, Cardinals 922)

*\*Franchise known as Phoenix prior to 1994 and in St. Louis prior to 1988*

**\*ARIZONA vs. TAMPA BAY**  
RS: Cardinals lead series, 11-10

1977—Buccaneers, 17-7 (TB)

1981—Buccaneers, 20-10 (TB)

1983—Cardinals, 34-27 (TB)

1985—Buccaneers, 16-0 (TB)

1986—Cardinals, 30-19 (TB)  
Cardinals, 21-17 (StL)

1987—Cardinals, 31-28 (StL)  
Cardinals, 31-14 (TB)

1988—Cardinals, 30-24 (TB)

1989—Buccaneers, 14-13 (P)

1992—Buccaneers, 23-7 (TB)  
Buccaneers, 7-3 (P)

1996—Cardinals, 13-9 (A)

1997—Buccaneers, 19-18 (TB)

2004—Cardinals, 12-7 (A)

2007—Buccaneers, 17-10 (TB)

2010—Buccaneers, 38-35 (A)

2013—Cardinals, 13-10 (TB)

2016—Cardinals, 40-7 (A)

2017—Cardinals, 38-33 (A)

2019—Buccaneers, 30-27 (TB)

(RS Pts.—Cardinals 423, Buccaneers 396)

*\*Franchise known as Phoenix prior to 1994 and in St. Louis prior to 1988*

**\*ARIZONA vs. \*\*TENNESSEE**  
RS: Cardinals lead series, 8-4

1970—Cardinals, 44-0 (StL)

1974—Cardinals, 31-27 (H)

1979—Cardinals, 24-17 (H)

1985—Oilers, 20-10 (StL)

1988—Oilers, 38-20 (H)

1994—Cardinals, 30-12 (H)

1997—Oilers, 41-14 (A)

2005—Cardinals, 20-10 (A)

2009—Titans, 20-17 (T)

2013—Seahawks, 37-34 (T) OT

2017—Cardinals, 12-7 (A)  
2021—Cardinals, 38-13 (T)

(RS Pts.—Cardinals 297, Titans 239)

*\*Franchise known as Phoenix prior to 1994 and in St. Louis prior to 1988*

*\*\*Franchise in Houston prior to 1997; known as Oilers prior to 1999*

**\*ARIZONA vs. \*\*WASHINGTON**  
RS: Commanders lead series, 76-47-2

1932—Cardinals, 9-0 (B)  
Braves, 8-6 (C)

1933—Redskins, 10-0 (C)  
Tie, 0-0 (B)

1934—Redskins, 9-0 (B)

1935—Cardinals, 6-0 (B)

1936—Redskins, 13-10 (B)

1937—Cardinals, 21-14 (W)

1939—Redskins, 28-7 (W)

1940—Redskins, 28-21 (W)

1942—Redskins, 28-0 (W)

1943—Redskins, 13-7 (W)

1945—Redskins, 24-21 (W)

1947—Redskins, 45-21 (W)

1949—Cardinals, 38-7 (C)

1950—Cardinals, 38-28 (W)

1951—Redskins, 7-3 (C)  
Redskins, 20-17 (W)

## ALL-TIME TEAM VS. TEAM RESULTS

1952—Redskins, 23-7 (C)  
Cardinals, 17-6 (W)  
1953—Redskins, 24-13 (C)  
Redskins, 28-17 (W)  
1954—Cardinals, 38-16 (C)  
Redskins, 37-20 (W)  
1955—Cardinals, 24-10 (W)  
Redskins, 31-0 (C)  
1956—Cardinals, 31-3 (W)  
Redskins, 17-14 (C)  
1957—Redskins, 37-14 (C)  
Cardinals, 44-14 (W)  
1958—Cardinals, 37-10 (C)  
Redskins, 45-31 (W)  
1959—Cardinals, 49-21 (C)  
Redskins, 23-14 (W)  
1960—Cardinals, 44-7 (STL)  
Cardinals, 26-14 (W)  
1961—Cardinals, 24-0 (W)  
Cardinals, 38-24 (STL)  
1962—Redskins, 24-14 (W)  
Tie, 17-17 (STL)  
1963—Cardinals, 21-7 (W)  
Cardinals, 24-20 (STL)  
1964—Cardinals, 23-17 (W)  
Cardinals, 38-24 (STL)  
1965—Cardinals, 37-16 (W)  
Redskins, 24-20 (STL)  
1966—Cardinals, 23-7 (STL)  
Redskins, 26-20 (W)  
1967—Cardinals, 27-21 (W)  
1968—Cardinals, 41-14 (STL)  
1969—Redskins, 33-17 (W)  
1970—Cardinals, 27-17 (STL)  
Redskins, 28-27 (W)  
1971—Redskins, 24-17 (STL)  
Redskins, 20-0 (W)  
1972—Redskins, 24-10 (W)  
Redskins, 33-3 (STL)  
1973—Cardinals, 34-27 (STL)  
Redskins, 31-13 (W)  
1974—Cardinals, 17-10 (W)  
Cardinals, 23-20 (STL)  
1975—Redskins, 27-17 (W)  
Cardinals, 20-17 (STL) OT  
1976—Redskins, 20-10 (W)  
Redskins, 16-10 (STL)  
1977—Redskins, 24-14 (W)  
Redskins, 26-20 (STL)  
1978—Redskins, 28-10 (STL)  
Cardinals, 27-17 (W)  
1979—Redskins, 17-7 (STL)  
Redskins, 30-28 (W)  
1980—Redskins, 23-0 (W)  
Redskins, 31-7 (STL)  
1981—Cardinals, 40-30 (STL)  
Redskins, 42-21 (W)  
1982—Redskins, 12-7 (STL)  
Redskins, 28-0 (W)  
1983—Redskins, 38-14 (STL)  
Redskins, 45-7 (W)  
1984—Cardinals, 26-24 (STL)  
Redskins, 29-27 (W)  
1985—Redskins, 27-10 (W)  
Redskins, 27-16 (STL)  
1986—Redskins, 28-21 (W)  
Redskins, 20-17 (STL)  
1987—Redskins, 28-21 (W)  
Redskins, 34-17 (STL)  
1988—Cardinals, 30-21 (P)  
Redskins, 33-17 (W)  
1989—Redskins, 30-28 (W)  
Redskins, 29-10 (P)  
1990—Redskins, 31-0 (W)  
Redskins, 38-10 (P)  
1991—Redskins, 34-0 (W)  
Redskins, 20-14 (P)

1992—Cardinals, 27-24 (P)  
Redskins, 41-3 (W)  
1993—Cardinals, 17-10 (W)  
Cardinals, 36-6 (P)  
1994—Cardinals, 19-16 (W) OT  
Cardinals, 17-15 (A)  
1995—Redskins, 27-7 (W)  
Cardinals, 24-20 (A)  
1996—Cardinals, 37-34 (W) OT  
Cardinals, 27-26 (A)  
1997—Redskins, 19-13 (W) OT  
Redskins, 38-28 (A)  
1998—Cardinals, 29-27 (A)  
Cardinals, 45-42 (W)  
1999—Redskins, 24-10 (A)  
Redskins, 28-3 (W)  
2000—Cardinals, 16-15 (A)  
Redskins, 20-3 (W)  
2001—Redskins, 20-10 (A)  
Redskins, 20-17 (W)  
2002—Redskins, 31-23 (W)  
2005—Redskins, 17-13 (A)  
2007—Redskins, 21-19 (W)  
2008—Redskins, 24-17 (W)  
2011—Redskins, 22-21 (W)  
2014—Cardinals, 30-20 (A)  
2016—Cardinals, 31-23 (A)  
2017—Redskins, 20-15 (W)  
2018—Redskins, 24-6 (A)  
2020—Cardinals, 30-15 (A)  
(RS Pts.—Commanders 2,769, Cardinals 2,336)  
*\*Franchise known as Phoenix prior to 1994,  
in St. Louis prior to 1988,  
and in Chicago prior to 1960  
\*\*Franchise in Boston prior to 1937 and  
known as Braves prior to 1933; known as  
Redskins prior to 2020; known as  
Washington Football Team prior to 2022*

**ATLANTA vs. ARIZONA**

RS: Cardinals lead series, 16-15;

PS: Cardinals lead series, 1-0;

See Arizona vs. Atlanta

**ATLANTA vs. BALTIMORE**

RS: Ravens lead series, 4-2

1999—Ravens, 19-13 (A) OT

2002—Falcons, 20-17 (A)

2006—Ravens, 24-10 (B)

2010—Falcons, 26-21 (A)

2014—Ravens, 29-7 (B)

2018—Ravens, 26-16 (A)

(RS Pts.—Ravens 136, Falcons 92)

**ATLANTA vs. BUFFALO**

RS: Falcons lead series, 7-6

1973—Bills, 17-6 (A)

1977—Bills, 3-0 (B)

1980—Falcons, 30-14 (B)

1983—Falcons, 31-14 (A)

1989—Falcons, 30-28 (A)

1992—Bills, 41-14 (B)

1995—Bills, 23-17 (B)

2001—Falcons, 33-30 (A)

2005—Falcons, 24-16 (B)

2009—Falcons, 31-3 (A)

2013—Falcons, 34-31 (Toronto) OT

2017—Bills, 23-17 (A)

2021—Bills, 29-15 (B)

(RS Pts.—Falcons 282, Bills 272)

**ATLANTA vs. CAROLINA**

RS: Falcons lead series, 34-20

1995—Falcons, 23-20 (A) OT

Panthers, 21-17 (C)

1996—Panthers, 29-6 (C)

Falcons, 20-17 (A)

1997—Panthers, 9-6 (A)

Panthers, 21-12 (C)

1998—Falcons, 19-14 (C)

Falcons, 51-23 (A)

1999—Falcons, 27-20 (A)  
Panthers, 34-28 (C)  
2000—Falcons, 15-10 (C)  
Falcons, 13-12 (A)  
2001—Falcons, 24-16 (A)  
Falcons, 10-7 (C)  
2002—Falcons, 30-0 (A)  
Falcons, 41-0 (C)  
2003—Panthers, 23-3 (C)  
Falcons, 20-14 (A) OT  
2004—Falcons, 27-10 (C)  
Falcons, 34-31 (A) OT  
2005—Panthers, 24-6 (C)  
Panthers, 44-11 (A)  
2006—Falcons, 20-6 (C)  
Panthers, 10-3 (A)  
2007—Panthers, 27-20 (A)  
Falcons, 20-13 (C)  
2008—Panthers, 24-9 (C)  
Falcons, 45-28 (A)  
2009—Falcons, 28-20 (A)  
Panthers, 28-19 (C)  
2010—Falcons, 31-10 (A)  
Falcons, 31-10 (A)  
2011—Falcons, 31-17 (A)  
Falcons, 31-23 (C)  
2012—Falcons, 30-28 (A)  
Panthers, 30-20 (C)  
2013—Panthers, 34-10 (C)  
Panthers, 21-20 (A)  
2014—Falcons, 19-17 (C)  
Panthers, 34-3 (A)  
2015—Panthers, 38-0 (C)  
Falcons, 20-13 (A)  
2016—Falcons, 48-33 (A)  
Falcons, 33-16 (C)  
2017—Panthers, 20-17 (C)  
Falcons, 22-10 (A)  
2018—Falcons, 31-24 (A)  
Falcons, 24-10 (C)  
2019—Falcons, 29-3 (C)  
Falcons, 40-20 (A)  
2020—Panthers, 23-16 (A)  
Falcons, 25-17 (C)  
2020—Panthers, 19-13 (A)  
Falcons, 29-21 (C)

(RS Pts.—Falcons 1,180, Panthers 1,046)

**ATLANTA vs. CHICAGO**

RS: Bears lead series, 15-13

1966—Bears, 23-6 (C)

1967—Bears, 23-14 (A)

1968—Falcons, 16-13 (C)

1969—Falcons, 48-31 (A)

1970—Bears, 23-14 (A)

1972—Falcons, 37-21 (C)

1973—Falcons, 46-6 (A)

1974—Falcons, 13-10 (A)

1976—Falcons, 10-0 (C)

1977—Falcons, 16-10 (C)

1978—Bears, 13-7 (C)

1980—Falcons, 28-17 (A)

1983—Falcons, 20-17 (C)

1985—Bears, 36-0 (C)

1986—Bears, 13-10 (A)

1990—Bears, 30-24 (C)

1992—Bears, 41-31 (C)

1993—Bears, 6-0 (C)

1998—Falcons, 20-13 (A)

2001—Bears, 31-3 (A)

2002—Bears, 14-13 (A)

2005—Bears, 16-3 (C)

2008—Falcons, 22-20 (A)

2009—Falcons, 21-14 (A)

2011—Bears, 30-12 (C)

2014—Bears, 27-13 (A)

2017—Falcons, 23-17 (C)

2020—Bears, 30-26 (A)

(RS Pts.—Bears 545, Falcons 496)

## ALL-TIME TEAM VS. TEAM RESULTS

**ATLANTA vs. CINCINNATI**

RS: Bengals lead series, 9-5

1971—Falcons, 9-6 (C)

1975—Bengals, 21-14 (A)

1978—Bengals, 37-7 (C)

1981—Bengals, 30-28 (A)

1984—Bengals, 35-14 (C)

1987—Bengals, 16-10 (A)

1990—Falcons, 38-17 (A)

1993—Bengals, 21-17 (C)

1996—Bengals, 41-31 (C)

2002—Falcons, 30-3 (A)

2006—Falcons, 29-27 (C)

2010—Falcons, 39-32 (A)

2014—Bengals, 24-10 (C)

2018—Bengals, 37-36 (A)

(RS Pts.—Bengals 347, Falcons 312)

**ATLANTA vs. CLEVELAND**

RS: Browns lead series, 12-3

1966—Browns, 49-17 (A)

1968—Browns, 30-7 (C)

1971—Falcons, 31-14 (C)

1976—Browns, 20-17 (A)

1978—Browns, 24-16 (A)

1981—Browns, 28-17 (C)

1984—Browns, 23-7 (A)

1987—Browns, 38-3 (C)

1990—Browns, 13-10 (C)

1993—Falcons, 17-14 (A)

2002—Browns, 24-16 (C)

2006—Browns, 17-13 (A)

2010—Falcons, 20-10 (C)

2014—Browns, 26-24 (A)

2018—Browns, 28-16 (C)

(RS Pts.—Browns 358, Falcons 231)

**ATLANTA vs. DALLAS**

RS: Cowboys lead series, 17-11;

PS: Cowboys lead series, 2-0

1966—Cowboys, 47-14 (A)

1967—Cowboys, 37-7 (D)

1969—Cowboys, 24-17 (A)

1970—Cowboys, 13-0 (D)

1974—Cowboys, 24-0 (A)

1976—Falcons, 17-10 (A)

1978—Cowboys, 27-20 (D)

1980—Cowboys, 30-27 (A)

1985—Cowboys, 24-10 (D)

1986—Falcons, 37-35 (D)

1987—Falcons, 21-10 (D)

1988—Cowboys, 26-20 (D)

1989—Falcons 27-21 (A)

1990—Falcons, 26-7 (A)

1991—Cowboys, 31-27 (D)

1992—Cowboys, 41-17 (A)

1993—Falcons, 27-14 (A)

1995—Cowboys, 28-13 (A)

1996—Cowboys, 32-28 (D)

1999—Cowboys, 24-7 (D)

2001—Falcons, 20-13 (A)

2003—Falcons, 27-13 (D)

2006—Cowboys, 38-28 (A)

2009—Cowboys, 37-21 (D)

2012—Falcons, 19-13 (A)

2015—Falcons, 39-28 (D)

2017—Falcons, 27-7 (A)

2018—Cowboys, 22-19 (A)

2020—Cowboys, 40-39 (D)

2021—Cowboys, 43-3 (D)

(RS Pts.—Cowboys 702, Falcons 557)

(PS Pts.—Cowboys 57, Falcons 47)

*\*NFC Divisional Playoff***ATLANTA vs. DENVER**

RS: Broncos lead series, 8-7;

PS: Broncos lead series, 1-0

1970—Broncos, 24-10 (D)

1972—Falcons, 23-20 (A)

1975—Falcons, 35-21 (A)

1979—Broncos, 20-17 (A) OT

1982—Falcons, 34-27 (D)

1985—Broncos, 44-28 (A)

1988—Broncos, 30-14 (D)

1994—Broncos, 32-28 (D)

1997—Broncos, 29-21 (A)

1998—Broncos, 34-19 (South Florida)

2000—Broncos, 42-14 (D)

2004—Falcons, 41-28 (D)

2008—Broncos, 24-20 (A)

2012—Falcons, 27-21 (A)

2016—Falcons, 23-16 (D)

2020—Falcons, 34-27 (A)

(RS Pts.—Broncos 405, Falcons 369)

(PS Pts.—Broncos 34, Falcons 19)

*\*Super Bowl XXXIII***ATLANTA vs. DETROIT**

RS: Lions lead series, 25-14

1966—Lions, 28-10 (D)

1967—Lions, 24-3 (D)

1968—Lions, 24-7 (A)

1969—Lions, 27-21 (D)

1971—Lions, 41-38 (D)

1972—Lions, 26-23 (A)

1973—Lions, 31-6 (D)

1975—Lions, 17-14 (A)

1976—Lions, 24-10 (D)

1977—Falcons, 17-6 (A)

1978—Falcons, 14-0 (A)

1979—Lions, 24-23 (D)

1980—Falcons, 43-28 (A)

1983—Falcons, 30-14 (D)

1984—Lions, 27-24 (A) OT

1985—Lions, 28-27 (A)

1986—Falcons, 20-6 (D)

1987—Lions, 30-13 (A)

1988—Lions, 31-17 (D)

1989—Lions, 31-24 (A)

1990—Lions, 21-14 (D)

1993—Lions, 30-13 (D)

1994—Lions, 31-28 (D) OT

1995—Falcons, 34-22 (A)

1996—Lions, 28-24 (D)

1997—Lions, 28-17 (D)

1998—Falcons, 24-17 (D)

2000—Lions, 13-10 (D)

2002—Falcons, 36-15 (A)

2004—Lions, 17-10 (A)

2005—Falcons, 27-7 (D)

2006—Lions, 30-14 (D)

2008—Falcons, 34-21 (A)

2011—Falcons, 23-16 (D)

2012—Falcons, 31-18 (D)

2014—Lions, 22-21 (London)

2017—Falcons, 30-26 (D)

2020—Lions, 23-22 (A)

2021—Falcons, 20-16 (A)

(RS Pts.—Lions 868, Falcons 816)

**ATLANTA vs. GREEN BAY**

RS: Packers lead series, 17-14;

PS: Series tied, 2-2

1966—Packers, 56-3 (Mil)

1967—Packers, 23-0 (Mil)

1968—Packers, 38-7 (A)

1969—Packers, 28-10 (GB)

1970—Packers, 27-24 (GB)

1971—Falcons, 28-21 (A)

1972—Falcons, 10-9 (Mil)

1974—Falcons, 10-3 (A)

1975—Packers, 22-13 (GB)

1976—Packers, 24-20 (A)

1979—Falcons, 25-7 (A)

1981—Falcons, 31-17 (GB)

1982—Packers, 38-7 (A)

1983—Falcons, 47-41 (A) OT

1988—Falcons, 20-0 (A)

1989—Packers, 23-21 (Mil)

1991—Falcons, 35-31 (A)

1992—Falcons, 24-10 (A)

1994—Packers, 21-17 (Mil)

1995—Packers, 37-20 (GB)

2001—Falcons, 23-20 (GB)

2002—Packers, 37-34 (GB) OT

Falcons, 27-7 (GB)

2005—Packers, 33-25 (A)

2008—Falcons, 27-24 (GB)

2010—Falcons, 20-17 (A)

\*\*Packers, 48-21 (A)

2011—Packers, 25-14 (A)

2013—Packers, 22-21 (GB)

2014—Packers, 43-37 (GB)

2016—Falcons, 33-32 (A)

\*\*\*Falcons, 44-21 (A)

2017—Falcons, 34-23 (A)

2018—Packers, 34-20 (GB)

2020—Packers, 30-16 (GB)

(RS Pts.—Packers 779, Falcons 656)

(PS Pts.—Packers 113, Falcons 112)

*\*NFC First-Round Playoff**\*\*NFC Divisional Playoff**\*\*\*NFC Championship***ATLANTA vs. HOUSTON**

RS: Texans lead series, 3-2

2003—Texans, 17-13 (H)

2007—Falcons, 26-16 (A)

2011—Texans, 17-10 (H)

2015—Falcons, 48-21 (A)

2019—Texans, 53-32 (H)

(RS Pts.—Falcons 129, Texans 124)

**ATLANTA vs. INDIANAPOLIS**

RS: Colts lead series, 15-2

1966—Colts, 19-7 (A)

1967—Colts, 38-31 (B)

Colts, 49-7 (A)

1968—Colts, 28-20 (A)

Colts, 44-0 (B)

1969—Colts, 21-14 (A)

Colts, 13-6 (B)

1974—Colts, 17-7 (A)

1986—Colts, 28-23 (A)

1989—Colts, 13-9 (I)

1998—Falcons, 28-21 (A)

2001—Colts, 41-27 (I)

2003—Colts, 38-7 (I)

2007—Colts, 31-13 (A)

2011—Falcons, 31-7 (I)

2015—Colts, 24-21 (A)

2019—Colts, 27-24 (I)

(RS Pts.—Colts 459, Falcons 275)

*\*Franchise in Baltimore prior to 1994***ATLANTA vs. JACKSONVILLE**

RS: Falcons lead series, 5-3

1996—Jaguars, 19-17 (J)

1999—Jaguars, 30-7 (A)

2003—Falcons, 21-14 (A)

2007—Jaguars, 13-7 (J)

2011—Falcons, 41-14 (A)

2015—Falcons, 23-17 (J)

2019—Falcons, 24-12 (A)

2021—Falcons, 21-14 (J)

(RS Pts.—Falcons 161, Jaguars 133)

**ATLANTA vs. KANSAS CITY**

RS: Chiefs lead series, 7-3

1972—Chiefs, 17-14 (A)

1985—Chiefs, 38-10 (KC)

1991—Chiefs, 14-3 (KC)

1994—Chiefs, 30-10 (A)

2000—Falcons, 29-13 (A)

2004—Chiefs, 56-10 (KC)

2008—Falcons, 38-14 (A)

2012—Falcons, 40-24 (KC)

2016—Chiefs, 29-28 (A)

2020—Chiefs, 17-14 (KC)

(RS Pts.—Chiefs 252, Falcons 196)

**ATLANTA vs. LAS VEGAS**

RS: Falcons lead series, 8-7

1971—Falcons, 24-13 (A)



## ALL-TIME TEAM VS. TEAM RESULTS

1975—Raiders, 37-34 (O) OT  
 1979—Raiders, 50-19 (O)  
 1982—Raiders, 38-14 (A)  
 1985—Raiders, 34-24 (A)  
 1988—Falcons, 12-6 (LA)  
 1991—Falcons, 21-17 (A)  
 1994—Raiders, 30-17 (LA)  
 1997—Raiders, 36-31 (A)  
 2000—Raiders, 41-14 (O)  
 2004—Falcons, 35-10 (A)  
 2008—Falcons, 24-0 (O)  
 2012—Falcons, 23-20 (A)  
 2016—Falcons, 35-28 (O)  
 2020—Falcons, 43-6 (A)

(RS Pts.—Falcons 370, Raiders 366)

*\*Franchise in Los Angeles from 1982-94; in Oakland from 1960-81 and 1995-2019*

**ATLANTA vs. \*L.A. CHARGERS**

RS: Falcons lead series, 8-3

1973—Falcons, 41-0 (SD)  
 1979—Falcons, 28-26 (SD)  
 1988—Chargers, 10-7 (A)  
 1991—Falcons, 13-10 (SD)  
 1994—Falcons, 10-9 (A)  
 1997—Falcons, 14-3 (SD)  
 2004—Falcons, 21-20 (A)  
 2008—Falcons, 22-16 (SD)  
 2012—Falcons, 27-3 (SD)  
 2016—Chargers, 33-30 (A) OT  
 2020—Chargers, 20-17 (LA)

(RS Pts.—Falcons 230, Chargers 150)

*\*Franchise in San Diego from 1961-2016*

**ATLANTA vs. \*L.A. RAMS**

RS: Rams lead series, 48-28-2;

PS: Falcons lead series, 2-0

1966—Rams, 19-14 (A)  
 1967—Rams, 31-3 (A)  
     Rams, 20-3 (LA)  
 1968—Rams, 27-14 (LA)  
     Rams, 17-10 (A)  
 1969—Rams, 17-7 (LA)  
     Rams, 38-6 (A)  
 1970—Tie, 10-10 (LA)  
     Rams, 17-7 (A)  
 1971—Tie, 20-20 (LA)  
     Rams, 24-16 (A)  
 1972—Falcons, 31-3 (A)  
     Rams, 20-7 (LA)  
 1973—Rams, 31-0 (LA)  
     Falcons, 15-13 (A)  
 1974—Rams, 21-0 (LA)  
     Rams, 30-7 (A)  
 1975—Rams, 22-7 (LA)  
     Rams, 16-7 (A)  
 1976—Rams, 30-14 (A)  
     Rams, 59-0 (LA)  
 1977—Falcons, 17-6 (A)  
     Rams, 23-7 (LA)  
 1978—Rams, 10-0 (LA)  
     Falcons, 15-7 (A)  
 1979—Rams, 20-14 (LA)  
     Rams, 34-13 (A)  
 1980—Falcons, 13-10 (A)  
     Rams, 20-17 (LA) OT  
 1981—Rams, 37-35 (A)  
     Rams, 21-16 (LA)  
 1982—Falcons, 34-17 (A)  
 1983—Rams, 27-21 (LA)  
     Rams, 36-13 (A)  
 1984—Falcons, 30-28 (LA)  
     Rams, 24-10 (A)  
 1985—Rams, 17-6 (LA)  
     Falcons, 30-14 (A)  
 1986—Falcons, 26-14 (A)  
     Rams, 14-7 (LA)  
 1987—Falcons, 24-20 (A)  
     Rams, 33-0 (LA)

1988—Rams, 33-0 (A)  
     Rams, 22-7 (LA)  
 1989—Rams, 31-21 (A)  
     Rams, 26-14 (LA)  
 1990—Rams, 44-24 (LA)  
     Falcons, 20-13 (A)  
 1991—Falcons, 31-14 (A)  
     Falcons, 31-14 (LA)  
 1992—Falcons, 30-28 (A)  
     Rams, 38-27 (LA)  
 1993—Falcons, 30-24 (A)  
     Falcons, 13-0 (LA)  
 1994—Falcons, 31-13 (A)  
     Falcons, 8-5 (LA)  
 1995—Rams, 21-19 (StL)  
     Falcons, 31-6 (A)  
 1996—Rams, 59-16 (StL)  
     Rams, 34-27 (A)  
 1997—Falcons, 34-31 (A)  
     Falcons, 27-21 (StL)  
 1998—Falcons, 37-15 (A)  
     Falcons, 21-10 (StL)  
 1999—Rams, 35-7 (StL)  
     Rams, 41-13 (A)  
 2000—Rams, 41-20 (A)  
     Rams, 45-29 (StL)  
 2001—Rams, 35-6 (A)  
     Rams, 31-13 (StL)  
 2003—Rams, 36-0 (StL)  
 2004—Falcons, 34-17 (A)  
     \*\*Falcons, 47-17 (A)

2007—Rams, 28-16 (StL)  
 2008—Falcons, 31-27 (A)  
 2010—Falcons, 34-17 (StL)  
 2013—Falcons, 31-24 (A)  
 2016—Falcons, 42-14 (LA)  
 2017—\*\*\*Falcons, 26-13 (LA)  
 2019—Rams, 37-10 (A)  
 (RS Pts.—Rams 1,847, Falcons 1,331)  
 (PS Pts.—Falcons 73, Rams 30)

*\*Franchise in St. Louis from 1995-2015*

*\*\*NFC Divisional Playoff*

*\*\*\*NFC First-Round Playoff*

**ATLANTA vs. MIAMI**

RS: Dolphins lead series, 9-5

1970—Dolphins, 20-7 (A)  
 1974—Dolphins, 42-7 (M)  
 1980—Dolphins, 20-17 (A)  
 1983—Dolphins, 31-24 (M)  
 1986—Falcons, 20-14 (M)  
 1992—Dolphins, 21-17 (M)  
 1995—Dolphins, 21-20 (M)  
 1998—Falcons, 38-16 (A)  
 2001—Dolphins, 21-14 (M)  
 2005—Falcons, 17-10 (M)  
 2009—Falcons, 19-7 (A)  
 2013—Dolphins, 27-23 (M)  
 2017—Dolphins, 20-17 (A)  
 2021—Falcons, 30-28 (M)  
 (RS Pts.—Dolphins 298, Falcons 270)

**ATLANTA vs. MINNESOTA**

RS: Vikings lead series, 19-11;

PS: Series tied, 1-1

1966—Falcons, 20-13 (M)  
 1967—Falcons, 21-20 (A)  
 1968—Vikings, 47-7 (M)  
 1969—Falcons, 10-3 (A)  
 1970—Vikings, 37-7 (A)  
 1971—Vikings, 24-7 (M)  
 1973—Falcons, 20-14 (A)  
 1974—Vikings, 23-10 (M)  
 1975—Vikings, 38-0 (M)  
 1977—Vikings, 14-7 (A)  
 1980—Vikings, 24-23 (M)  
 1981—Falcons, 31-30 (A)  
 1982—\*\*Vikings, 30-24 (M)  
 1984—Vikings, 27-20 (M)  
 1985—Falcons, 14-13 (A)

1987—Vikings, 24-13 (M)  
 1989—Vikings, 43-17 (M)  
 1991—Vikings, 20-19 (A)  
 1996—Vikings, 23-17 (A)  
 1998—\*\*Falcons, 30-27 (M) OT  
 1999—Vikings, 17-14 (A)  
 2002—Falcons, 30-24 (M) OT  
 2003—Vikings, 39-26 (A)  
 2005—Falcons, 30-10 (A)  
 2007—Vikings, 24-3 (M)  
 2008—Falcons, 24-17 (M)  
 2011—Falcons, 24-14 (A)  
 2014—Vikings, 41-28 (M)  
 2015—Vikings, 20-10 (A)  
 2017—Vikings, 14-9 (A)  
 2019—Vikings, 28-12 (M)  
 2020—Falcons, 40-23 (M)

(RS Pts.—Vikings 708, Falcons 513)

(PS Pts.—Vikings 57, Falcons 54)

*\*NFC First-Round Playoff*

*\*\*NFC Championship*

**ATLANTA vs. NEW ENGLAND**

RS: Patriots lead series, 9-6;

PS: Patriots lead series, 1-0

1972—Patriots, 21-20 (NE)  
 1977—Patriots, 16-10 (A)  
 1980—Falcons, 37-21 (NE)  
 1983—Falcons, 24-13 (A)  
 1986—Patriots, 25-17 (NE)  
 1989—Falcons, 16-15 (A)  
 1992—Falcons, 34-0 (A)  
 1995—Falcons, 30-17 (A)  
 1998—Falcons, 41-10 (NE)  
 2001—Patriots, 24-10 (A)  
 2005—Patriots, 31-28 (A)  
 2009—Patriots, 26-10 (NE)  
 2013—Patriots, 30-23 (A)  
 2016—\*Patriots, 34-28 (Houston) OT  
 2017—Patriots, 23-7 (NE)  
 2021—Patriots, 25-0 (A)  
 (RS Pts.—Falcons 307, Patriots 297)  
 (PS Pts.—Patriots 34, Falcons 28)

*\*Super Bowl LI*

**ATLANTA vs. NEW ORLEANS**

RS: Falcons lead series, 53-52;

PS: Falcons lead series, 1-0

1967—Saints, 27-24 (NO)  
 1969—Falcons, 45-17 (A)  
 1970—Falcons, 14-3 (NO)  
     Falcons, 32-14 (A)  
 1971—Falcons, 28-6 (A)  
     Falcons, 24-20 (NO)  
 1972—Falcons, 21-14 (NO)  
     Falcons, 36-20 (A)  
 1973—Falcons, 62-7 (NO)  
     Falcons, 14-10 (A)  
 1974—Saints, 14-13 (NO)  
     Saints, 13-3 (A)  
 1975—Falcons, 14-7 (A)  
     Saints, 23-7 (NO)  
 1976—Saints, 30-0 (NO)  
     Falcons, 23-20 (A)  
 1977—Saints, 21-20 (NO)  
     Falcons, 35-7 (A)  
 1978—Falcons, 20-17 (NO)  
     Falcons, 20-17 (A)  
 1979—Falcons, 40-34 (NO) OT  
     Saints, 37-6 (A)  
 1980—Falcons, 41-14 (NO)  
     Falcons, 31-13 (A)  
 1981—Falcons, 27-0 (A)  
     Falcons, 41-10 (NO)  
 1982—Falcons, 35-0 (A)  
     Saints, 35-6 (NO)  
 1983—Saints, 19-17 (A)  
     Saints, 27-10 (NO)  
 1984—Falcons, 36-28 (NO)  
     Saints, 17-13 (A)

## ALL-TIME TEAM VS. TEAM RESULTS

1985—Falcons, 31-24 (A)  
Falcons, 16-10 (NO)

1986—Falcons, 31-10 (NO)  
Saints, 14-9 (A)

1987—Saints, 38-0 (A)

1988—Saints, 29-21 (A)  
Saints, 10-9 (NO)

1989—Saints, 20-13 (NO)  
Saints, 26-17 (A)

1990—Falcons, 28-27 (A)  
Saints, 10-7 (NO)

1991—Saints, 27-6 (A)  
Falcons, 23-20 (NO) OT  
\*Falcons, 27-20 (NO)

1992—Saints, 10-7 (A)  
Saints, 22-14 (NO)

1993—Saints, 34-31 (A)  
Falcons, 26-15 (NO)

1994—Saints, 33-32 (NO)  
Saints, 29-20 (A)

1995—Falcons, 27-24 (NO) OT  
Falcons, 19-14 (A)

1996—Falcons, 17-15 (A)  
Falcons, 31-15 (NO)

1997—Falcons, 23-17 (NO)  
Falcons, 20-3 (A)

1998—Falcons, 31-23 (A)  
Falcons, 27-17 (NO)

1999—Falcons, 20-17 (NO)  
Falcons, 35-12 (A)

2000—Saints, 21-19 (A)  
Saints, 23-7 (NO)

2001—Falcons, 20-13 (NO)  
Saints, 28-10 (A)

2002—Falcons, 37-35 (NO)  
Falcons, 24-17 (A)

2003—Saints, 45-17 (A)  
Saints, 23-20 (NO) OT

2004—Falcons, 24-21 (A)  
Saints, 26-13 (NO)

2005—Falcons, 34-31 (San Antonio)  
Falcons, 36-17 (A)

2006—Saints, 23-3 (NO)  
Saints, 31-13 (A)

2007—Saints, 22-16 (NO)  
Saints, 34-14 (A)

2008—Falcons, 34-20 (A)  
Saints, 29-25 (NO)

2009—Saints, 35-27 (NO)  
Saints, 26-23 (A)

2010—Falcons, 27-24 (NO) OT  
Saints, 17-14 (A)

2011—Saints, 26-23 (A) OT  
Saints, 45-16 (NO)

2012—Saints, 31-27 (NO)  
Falcons, 23-13 (A)

2013—Saints, 23-17 (NO)  
Saints, 17-13 (A)

2014—Falcons, 37-34 (A) OT  
Falcons, 30-14 (NO)

2015—Saints, 31-21 (NO)  
Saints, 20-17 (A)

2016—Falcons, 45-32 (NO)  
Falcons, 38-32 (A)

2017—Falcons, 20-17 (A)  
Saints, 23-13 (NO)

2018—Saints, 43-37 (A) OT  
Saints, 31-17 (NO)

2019—Falcons, 26-9 (NO)  
Saints, 26-18 (A)

2020—Saints, 24-9 (NO)  
Saints, 21-16 (A)

2021—Falcons, 27-25 (NO)  
Saints, 30-20 (A)

(RS Pts.—Falcons 2,316, Saints 2,234)  
(PS Pts.—Falcons 27, Saints 20)  
\*NFC First-Round Playoff

**ATLANTA vs. N.Y. GIANTS**  
RS: Falcons lead series, 14-11;  
PS: Giants lead series, 1-0

1966—Falcons, 27-16 (NY)

1968—Falcons, 24-21 (A)

1971—Giants, 21-17 (A)

1974—Falcons, 14-7 (New Haven)

1977—Falcons, 17-3 (A)

1978—Falcons, 23-20 (A)

1979—Giants, 24-3 (NY)

1981—Giants, 27-24 (A) OT

1982—Falcons, 16-14 (NY)

1983—Giants, 16-13 (A) OT

1984—Giants, 19-7 (A)

1988—Giants, 23-16 (A)

1998—Falcons, 34-20 (NY)

2000—Giants, 13-6 (A)

2002—Falcons, 17-10 (NY)

2003—Falcons, 27-7 (NY)

2004—Falcons, 14-10 (NY)

2006—Giants, 27-14 (A)

2007—Giants, 31-10 (A)

2009—Giants, 34-31 (NY) OT

2011—\*Giants, 24-2 (NY)

2012—Falcons, 34-0 (A)

2014—Giants, 30-20 (NY)

2015—Falcons, 24-20 (NY)

2018—Falcons, 23-20 (A)

2021—Falcons, 17-14 (NY)  
(RS Pts.—Falcons 472, Giants 447)  
(PS Pts.—Giants 24, Falcons 2)  
\*NFC First-Round Playoff

**ATLANTA vs. N.Y. JETS**  
RS: Falcons lead series, 8-5

1973—Falcons, 28-20 (NY)

1980—Jets, 14-7 (A)

1983—Falcons, 27-21 (NY)

1986—Jets, 28-14 (A)

1989—Jets, 27-7 (NY)

1992—Falcons, 20-17 (A)

1995—Falcons, 13-3 (A)

1998—Jets, 28-3 (NY)

2005—Falcons, 27-14 (A)

2009—Falcons, 10-7 (NY)

2013—Jets, 30-28 (A)

2017—Falcons, 25-20 (NY)

2021—Falcons 27-20 (London)  
(RS Pts.—Jets 249, Falcons 236)

**ATLANTA vs. PHILADELPHIA**  
RS: Eagles lead series, 18-14-1;  
PS: Eagles lead series, 3-1

1966—Eagles, 23-10 (P)

1967—Eagles, 38-7 (A)

1969—Falcons, 27-3 (P)

1970—Tie, 13-13 (P)

1973—Falcons, 44-27 (P)

1976—Eagles, 14-13 (A)

1978—\*Falcons, 14-13 (A)

1979—Falcons, 14-10 (P)

1980—Falcons, 20-17 (P)

1981—Eagles, 16-13 (P)

1983—Eagles, 28-24 (A)

1984—Falcons, 26-10 (A)

1985—Eagles, 23-17 (P) OT

1986—Eagles, 16-0 (A)

1988—Falcons, 27-24 (P)

1990—Eagles, 24-23 (A)

1994—Falcons, 28-21 (A)

1996—Eagles, 33-18 (A)

1997—Falcons, 20-17 (A)

1998—Falcons, 17-12 (A)

2000—Eagles, 38-10 (P)

2002—\*\*Eagles, 20-6 (P)

2003—Eagles, 23-16 (A)

2004—\*\*\*Eagles, 27-10 (P)

2005—Falcons, 14-10 (A)

2006—Eagles, 24-17 (P)

2008—Eagles, 27-14 (P)

2009—Eagles, 34-7 (A)

2010—Eagles, 31-17 (P)

2011—Falcons, 35-31 (A)

2012—Falcons, 30-17 (P)

2015—Falcons, 26-24 (A)

2016—Eagles, 24-15 (P)

2017—\*\*Eagles, 15-10 (P)

2018—Eagles, 18-12 (P)

2019—Falcons, 24-20 (A)

2021—Eagles, 32-6 (A)  
(RS Pts.—Eagles 722, Falcons 604)  
(PS Pts.—Eagles 75, Falcons 40)  
\*NFC First-Round Playoff  
\*\*NFC Divisional Playoff  
\*\*\*NFC Championship

**ATLANTA vs. PITTSBURGH**  
RS: Steelers lead series, 14-2-1

1966—Steelers, 57-33 (A)

1968—Steelers, 41-21 (A)

1970—Falcons, 27-16 (A)

1974—Steelers, 24-17 (P)

1978—Steelers, 31-7 (P)

1981—Steelers, 34-20 (A)

1984—Steelers, 35-10 (P)

1987—Steelers, 28-12 (A)

1990—Steelers, 21-9 (P)

1993—Steelers, 45-17 (A)

1996—Steelers, 20-17 (A)

1999—Steelers, 13-9 (P)

2002—Tie, 34-34 (P) OT

2006—Falcons, 41-38 (A) OT

2010—Steelers, 15-9 (P) OT

2014—Steelers, 27-20 (A)

2018—Steelers, 41-17 (P)  
(RS Pts.—Steelers 520, Falcons 320)

**ATLANTA vs. SAN FRANCISCO**  
RS: 49ers lead series, 47-31-1;  
PS: Series tied, 1-1

1966—49ers, 44-7 (A)

1967—49ers, 38-7 (SF)  
49ers, 34-28 (A)

1968—49ers, 28-13 (SF)  
49ers, 14-12 (A)

1969—Falcons, 24-12 (A)  
Falcons, 21-7 (SF)

1970—Falcons, 21-20 (A)  
49ers, 24-20 (SF)

1971—Falcons, 20-17 (A)  
49ers, 24-3 (SF)

1972—49ers, 49-14 (A)  
49ers, 20-0 (SF)

1973—49ers, 13-9 (A)  
Falcons, 17-3 (SF)

1974—49ers, 16-10 (A)  
49ers, 27-0 (SF)

1975—Falcons, 17-3 (SF)  
Falcons, 31-9 (A)

1976—49ers, 15-0 (SF)  
Falcons, 21-16 (A)

1977—Falcons, 7-0 (SF)  
49ers, 10-3 (A)

1978—Falcons, 20-17 (SF)  
Falcons, 21-10 (A)

1979—49ers, 20-15 (SF)  
Falcons, 31-21 (A)

1980—Falcons, 20-17 (SF)  
Falcons, 35-10 (A)

1981—Falcons, 34-17 (A)  
49ers, 17-14 (SF)

1982—Falcons, 17-7 (SF)

1983—49ers, 24-20 (SF)  
Falcons, 28-24 (A)

1984—49ers, 14-5 (SF)  
49ers, 35-17 (A)

1985—49ers, 35-16 (SF)  
49ers, 38-17 (A)

## ALL-TIME TEAM VS. TEAM RESULTS

1986—Tie, 10-10 (A) OT  
49ers, 20-0 (SF)

1987—49ers, 25-17 (A)  
49ers, 35-7 (SF)

1988—Falcons, 34-17 (SF)  
49ers, 13-3 (A)

1989—49ers, 45-3 (SF)  
49ers, 23-10 (A)

1990—49ers, 19-13 (SF)  
49ers, 45-35 (A)

1991—Falcons, 39-34 (SF)  
Falcons, 17-14 (A)

1992—49ers, 56-17 (SF)  
49ers, 41-3 (A)

1993—49ers, 37-30 (SF)  
Falcons, 27-24 (A)

1994—49ers, 42-3 (A)  
49ers, 50-14 (SF)

1995—49ers, 41-10 (SF)  
Falcons, 28-27 (A)

1996—49ers, 39-17 (SF)  
49ers, 34-10 (A)

1997—49ers, 34-7 (SF)  
49ers, 35-28 (A)

1998—49ers, 31-20 (SF)  
Falcons, 31-19 (A)  
\*Falcons, 20-18 (A)

1999—49ers, 26-7 (SF)  
Falcons, 34-29 (A)

2000—Falcons, 36-28 (A)  
49ers, 16-6 (SF)

2001—49ers, 16-13 (SF) OT  
49ers, 37-31 (A) OT

2004—Falcons, 21-19 (SF)

2007—Falcons, 20-16 (A)

2009—Falcons, 45-10 (SF)

2010—Falcons, 16-14 (A)

2012—\*\*49ers, 28-24 (A)

2013—49ers, 34-24 (SF)

2015—49ers, 17-16 (SF)

2016—Falcons, 41-13 (A)

2019—Falcons, 29-22 (SF)

2021—49ers, 31-13 (SF)

(RS Pts.—49ers 1,887, Falcons 1,400)  
(PS Pts.—49ers 46, Falcons 44)  
*\*NFC Divisional Playoff*  
*\*\*NFC Championship*

**ATLANTA vs. SEATTLE**  
RS: Seahawks lead series, 12-6;  
PS: Falcons lead series, 2-0

1976—Seahawks, 30-13 (S)

1979—Seahawks, 31-28 (A)

1985—Seahawks, 30-26 (S)

1988—Seahawks, 31-20 (A)

1991—Falcons, 26-13 (A)

1997—Falcons, 24-17 (S)

2000—Seahawks, 30-10 (A)

2002—Seahawks, 30-24 (A) OT

2004—Seahawks, 28-26 (S)

2005—Seahawks, 21-18 (S)

2007—Falcons, 44-41 (A)

2010—Falcons, 34-18 (S)

2011—Falcons, 30-28 (S)

2012—\*Falcons, 30-28 (A)

2013—Seahawks, 33-10 (A)

2016—Seahawks, 26-24 (S)  
\*Falcons, 36-20 (A)

2017—Falcons, 34-31 (S)

2019—Seahawks, 27-20 (A)

2020—Seahawks, 38-25 (A)

(RS Pts.—Seahawks 503, Falcons 436)  
(PS Pts.—Falcons 66, Seahawks 48)  
*\*NFC Divisional Playoff*

**ATLANTA vs. TAMPA BAY**  
RS: Buccaneers lead series, 29-28

1977—Falcons, 17-0 (TB)

1978—Buccaneers, 14-9 (TB)

1979—Falcons, 17-14 (A)

1981—Buccaneers, 24-23 (TB)

1984—Buccaneers, 23-6 (TB)

1986—Falcons, 23-20 (TB) OT

1987—Buccaneers, 48-10 (TB)

1988—Falcons, 17-10 (A)

1990—Buccaneers, 23-17 (TB)

1991—Falcons, 43-7 (A)

1992—Falcons, 35-7 (TB)

1993—Buccaneers, 31-24 (A)

1994—Falcons, 34-13 (A)

1995—Falcons, 24-21 (TB)

1997—Buccaneers, 31-10 (A)

1999—Buccaneers, 19-10 (TB)

2000—Buccaneers, 27-14 (A)

2002—Buccaneers, 20-6 (A)  
Buccaneers, 34-10 (TB)

2003—Buccaneers, 31-10 (A)  
Falcons, 30-28 (TB)

2004—Falcons, 24-14 (A)  
Buccaneers, 27-0 (TB)

2005—Buccaneers, 30-27 (A)  
Buccaneers, 27-24 (TB) OT

2006—Falcons, 14-3 (A)  
Falcons, 17-6 (TB)

2007—Buccaneers, 31-7 (A)  
Buccaneers, 37-3 (TB)

2008—Buccaneers, 24-9 (TB)  
Falcons, 13-10 (A) OT

2009—Falcons, 20-17 (A)  
Falcons, 20-10 (TB)

2010—Falcons, 27-21 (A)  
Falcons, 28-24 (TB)

2011—Buccaneers, 16-13 (TB)  
Falcons, 45-24 (A)

2012—Falcons, 24-23 (TB)  
Buccaneers, 22-17 (A)

2013—Falcons, 31-23 (A)  
Buccaneers, 41-28 (TB)

2014—Falcons, 56-14 (A)  
Falcons, 27-17 (TB)

2015—Buccaneers, 23-20 (A) OT  
Buccaneers, 23-19 (TB)

2016—Buccaneers, 31-24 (A)  
Falcons, 43-28 (TB)

2017—Falcons, 34-20 (A)  
Falcons, 24-21 (TB)

2018—Falcons, 34-29 (A)  
Falcons, 34-32 (TB)

2019—Buccaneers, 35-22 (A)  
Falcons, 28-22 (TB) OT

2020—Buccaneers, 31-27 (A)  
Buccaneers, 44-27 (TB)

2021—Buccaneers, 48-25 (TB)  
Buccaneers, 30-17 (A)

(RS Pts.—Buccaneers 1,323, Falcons 1,241)

**ATLANTA vs. TENNESSEE**  
RS: Titans lead series, 8-7

1972—Falcons, 20-10 (A)

1976—Oilers, 20-14 (H)

1978—Falcons, 20-14 (A)

1981—Falcons, 31-27 (H)

1984—Falcons, 42-10 (A)

1987—Oilers, 37-33 (H)

1990—Falcons, 47-27 (A)

1993—Oilers, 33-17 (H)

1996—Oilers, 23-13 (A)

1999—Titans, 30-17 (T)

2003—Titans, 38-31 (A)

2007—Titans, 20-13 (T)

2011—Falcons, 23-17 (A)

2015—Falcons, 10-7 (T)

2019—Titans, 24-10 (A)

(RS Pts.—Falcons 341, Titans 337)  
*\*Franchise in Houston prior to 1997; known as Oilers prior to 1999*

**ATLANTA vs. \*WASHINGTON**  
RS: Commanders lead series, 15-10-1;  
PS: Commanders lead series, 1-0

1966—Redskins, 33-20 (W)

1967—Tie, 20-20 (A)

1969—Redskins, 27-20 (W)

1972—Redskins, 24-13 (W)

1975—Redskins, 30-27 (A)

1977—Redskins, 10-6 (W)

1978—Falcons, 20-17 (A)

1979—Redskins, 16-7 (A)

1980—Falcons, 10-6 (A)

1983—Redskins, 37-21 (W)

1984—Redskins, 27-14 (W)

1985—Redskins, 44-10 (A)

1987—Falcons, 21-20 (A)

1989—Redskins, 31-30 (A)

1991—Redskins, 56-17 (W)  
\*\*Redskins, 24-7 (W)

1992—Redskins, 24-17 (W)

1993—Redskins, 30-17 (W)

1994—Falcons, 27-20 (W)

2003—Redskins, 33-31 (A)

2006—Falcons, 24-14 (W)

2009—Falcons, 31-17 (A)

2012—Falcons, 24-17 (W)

2013—Falcons, 27-26 (A)

2015—Falcons, 25-19 (A) OT

2018—Falcons, 38-14 (W)

2021—Washington, 34-30 (A)

(RS Pts.—Commanders 646, Falcons 547)  
(PS Pts.—Commanders 24, Falcons 7)  
*\*\*Franchise known as Redskins prior to 2020; known as Washington Football Team prior to 2022*  
*\*\*NFC Divisional Playoff*

---

**BALTIMORE vs. ARIZONA**  
RS: Ravens lead series, 5-2;  
See Arizona vs. Baltimore

**BALTIMORE vs. ATLANTA**  
RS: Ravens lead series, 4-2;  
See Atlanta vs. Baltimore

**BALTIMORE vs. BUFFALO**  
RS: Ravens lead series, 6-3;  
PS: Bills lead series, 1-0

1999—Bills, 13-10 (Balt)

2004—Ravens, 20-6 (Balt)

2006—Ravens, 19-7 (Balt)

2007—Bills, 19-14 (Buf)

2010—Ravens, 37-34 (Balt) OT

2013—Bills, 23-20 (Buf)

2016—Ravens, 13-7 (Balt)

2018—Ravens, 47-3 (Balt)

2019—Ravens, 24-17 (Buf)

2020—\*Bills, 17-3 (Buf)  
*\*AFC Divisional Playoff*  
(RS Pts.—Ravens 204, Bills 129)  
(PS Pts.—Bills 17, Ravens 3)

**BALTIMORE vs. CAROLINA**  
RS: Panthers lead series, 4-2

1996—Panthers, 27-16 (C)

2002—Panthers, 10-7 (C)

2006—Panthers, 23-21 (B)

2010—Ravens, 37-13 (C)

2014—Ravens, 38-10 (B)

2018—Panthers, 36-21 (C)

(RS Pts.—Ravens 140, Panthers 119)

**BALTIMORE vs. CHICAGO**  
RS: Bears lead series, 4-3

1998—Bears, 24-3 (C)

2001—Ravens, 17-6 (B)

2005—Bears, 10-6 (C)

2009—Ravens, 31-7 (C)

2013—Bears, 23-20 (C) OT

2017—Bears, 27-24 (B) OT

2021—Ravens, 16-13 (C)  
(RS Pts.—Ravens 117, Bears 110)

## ALL-TIME TEAM VS. TEAM RESULTS

**BALTIMORE vs. CINCINNATI**

RS: Ravens lead series, 27-25

1996—Bengals, 24-21 (B)  
 Bengals, 21-14 (C)  
 1997—Ravens, 23-10 (B)  
 Bengals, 16-14 (C)  
 1998—Ravens, 31-24 (B)  
 Ravens, 20-13 (C)  
 1999—Ravens, 34-31 (C)  
 Ravens, 22-0 (B)  
 2000—Ravens, 37-0 (B)  
 Ravens, 27-7 (C)  
 2001—Bengals, 21-10 (C)  
 Ravens, 16-0 (B)  
 2002—Ravens, 38-27 (B)  
 Ravens, 27-23 (C)  
 2003—Bengals, 34-26 (C)  
 Ravens, 31-13 (B)  
 2004—Ravens, 23-9 (C)  
 Bengals, 27-26 (B)  
 2005—Bengals, 21-9 (B)  
 Bengals, 42-29 (C)  
 2006—Ravens, 26-20 (B)  
 Bengals, 13-7 (C)  
 2007—Bengals, 27-20 (C)  
 Bengals, 21-7 (B)  
 2008—Ravens, 17-10 (B)  
 Ravens, 34-3 (C)  
 2009—Bengals, 17-14 (B)  
 Bengals, 17-7 (C)  
 2010—Bengals, 15-10 (C)  
 Ravens, 13-7 (B)  
 2011—Ravens, 31-24 (B)  
 Ravens, 24-16 (C)  
 2012—Ravens, 44-13 (B)  
 Bengals, 23-17 (C)  
 2013—Ravens, 20-17 (B) OT  
 Bengals, 34-17 (C)  
 2014—Bengals, 23-16 (B)  
 Bengals, 27-24 (C)  
 2015—Bengals, 28-24 (B)  
 Bengals, 24-16 (C)  
 2016—Ravens, 19-14 (B)  
 Bengals, 27-10 (C)  
 2017—Ravens, 20-0 (C)  
 Bengals, 31-27 (B)  
 2018—Bengals, 34-23 (C)  
 Ravens, 24-21 (B)  
 2019—Ravens, 23-17 (B)  
 Ravens, 49-13 (C)  
 2020—Ravens, 27-3 (B)  
 Ravens, 38-3 (C)  
 2021—Bengals, 41-17 (B)  
 Bengals, 41-21 (C)

(RS Pts.—Ravens 1,164, Bengals 987)

**BALTIMORE vs. CLEVELAND**

RS: Ravens lead series, 34-12

1999—Ravens, 17-10 (B)  
 Ravens, 41-9 (C)  
 2000—Ravens, 12-0 (C)  
 Ravens, 44-7 (B)  
 2001—Browns, 24-14 (C)  
 Browns, 27-17 (B)  
 2002—Ravens, 26-21 (C)  
 Browns, 14-13 (B)  
 2003—Ravens, 33-13 (B)  
 Ravens, 35-0 (C)  
 2004—Browns, 20-3 (C)  
 Ravens, 27-13 (B)  
 2005—Ravens, 16-3 (B)  
 Browns, 20-16 (C)  
 2006—Ravens, 15-14 (C)  
 Ravens, 27-17 (B)  
 2007—Browns, 27-13 (C)  
 Browns, 33-30 (B) OT  
 2008—Ravens, 28-10 (B)  
 Ravens, 37-27 (C)

2009—Ravens, 34-3 (B)  
 Ravens, 16-0 (C)  
 2010—Ravens, 24-17 (B)  
 Ravens, 20-10 (C)  
 2011—Ravens, 24-10 (C)  
 Ravens, 20-14 (B)  
 2012—Ravens, 23-16 (B)  
 Ravens, 25-15 (C)  
 2013—Ravens, 14-6 (B)  
 Browns, 24-18 (C)  
 2014—Ravens, 23-21 (C)  
 Ravens, 20-10 (B)  
 2015—Browns, 33-30 (B) OT  
 Ravens, 33-27 (C)  
 2016—Ravens, 25-20 (C)  
 Ravens, 28-7 (B)  
 2017—Ravens, 24-10 (B)  
 Ravens, 27-10 (C)  
 2019—Browns, 40-25 (B)  
 Ravens, 31-15 (C)  
 2020—Ravens, 38-6 (B)  
 Ravens, 47-42 (C)  
 2021—Ravens, 16-10 (B)  
 Browns, 24-22 (C)

(RS Pts.—Ravens 1,106, Browns 735)

**BALTIMORE vs. DALLAS**

RS: Ravens lead series, 5-1

2000—Ravens, 27-0 (B)  
 2004—Ravens, 30-10 (B)  
 2008—Ravens, 33-24 (D)  
 2012—Ravens, 31-29 (B)  
 2016—Cowboys, 27-17 (D)  
 2020—Ravens, 34-17 (B)

(RS Pts.—Ravens 172, Cowboys 107)

**BALTIMORE vs. DENVER**

RS: Ravens lead series, 7-6;

PS: Ravens lead series, 2-0

1996—Broncos, 45-34 (D)  
 2000—Ravens, 21-3 (B)  
 2001—Ravens, 20-13 (D)  
 2002—Ravens, 34-23 (B)  
 2003—Ravens, 26-6 (B)  
 2005—Broncos, 12-10 (D)  
 2006—Broncos, 13-3 (D)  
 2009—Ravens, 30-7 (B)  
 2010—Ravens, 31-17 (B)  
 2012—Broncos, 34-17 (B)  
 \*\*Ravens, 38-35 (D) 2 OT  
 2013—Broncos, 49-27 (D)  
 2015—Broncos, 19-13 (D)  
 2018—Ravens, 27-14 (B)  
 2021—Ravens, 23-7 (D)

(RS Pts.—Ravens 295, Broncos 259)

(PS Pts.—Ravens 59, Broncos 38)

**AFC First-Round Playoff****AFC Divisional Playoff****BALTIMORE vs. DETROIT**

RS: Ravens lead series, 5-1

1998—Ravens, 19-10 (B)  
 2005—Lions, 35-17 (D)  
 2009—Ravens, 48-3 (B)  
 2013—Ravens, 18-16 (D)  
 2017—Ravens, 44-20 (B)  
 2021—Ravens, 19-17 (D)

(RS Pts.—Ravens 165, Lions 101)

**BALTIMORE vs. GREEN BAY**

RS: Packers lead series, 5-2

1998—Packers, 28-10 (GB)  
 2001—Packers, 31-23 (GB)  
 2005—Ravens, 48-3 (B)  
 2009—Packers, 27-14 (GB)  
 2013—Packers, 19-17 (B)  
 2017—Ravens, 23-0 (GB)  
 2021—Packers, 31-30 (B)

(RS Pts.—Ravens 165, Packers 139)

**BALTIMORE vs. HOUSTON**

RS: Ravens lead series, 9-2;

PS: Ravens lead series, 1-0

2002—Ravens, 23-19 (H)  
 2005—Ravens, 16-15 (B)  
 2008—Ravens, 41-13 (H)  
 2010—Ravens, 34-28 (H) OT  
 2011—Ravens, 29-14 (B)  
 \*Ravens, 20-13 (B)  
 2012—Texans, 43-13 (H)  
 2013—Ravens, 30-9 (B)  
 2014—Texans, 25-13 (H)  
 2017—Ravens, 23-16 (B)  
 2019—Ravens, 41-7 (B)  
 2020—Ravens, 33-16 (H)

(RS Pts.—Ravens 296, Texans 205)

(PS Pts.—Ravens 20, Texans 13)

**AFC Divisional Playoff****BALTIMORE vs. INDIANAPOLIS**

RS: Colts lead series, 8-6;

PS: Colts lead series, 2-1

1996—Colts, 26-21 (I)  
 1998—Ravens, 38-31 (B)  
 2001—Ravens, 39-27 (B)  
 2002—Colts, 22-20 (I)  
 2004—Colts, 20-10 (I)  
 2005—Colts, 24-7 (B)  
 2006—Colts, 15-6 (B)  
 2007—Colts, 44-20 (B)  
 2008—Colts, 31-3 (I)  
 2009—Colts, 17-15 (B)  
 \*Colts, 20-3 (I)  
 2011—Ravens, 24-10 (B)  
 2012—\*\*Ravens, 24-9 (B)  
 2014—Colts, 20-13 (I)  
 2017—Ravens, 23-16 (B)  
 2020—Ravens, 24-10 (I)  
 2021—Ravens, 31-25 (B) OT

(RS Pts.—Colts 323, Ravens 288)

(PS Pts.—Colts 44, Ravens 33)

**AFC Divisional Playoff****AFC First-Round Playoff****BALTIMORE vs. JACKSONVILLE**

RS: Jaguars lead series, 12-10

PS: Ravens lead series, 30-27 (J)

Jaguars, 28-25 (B) OT  
 1997—Jaguars, 28-27 (B)  
 Jaguars, 29-27 (J)  
 1998—Jaguars, 24-10 (J)  
 Jaguars, 45-19 (B)  
 1999—Jaguars, 6-3 (J)  
 Jaguars, 30-23 (B)  
 2000—Ravens, 39-36 (B)  
 Ravens, 15-10 (J)  
 2001—Ravens, 18-17 (B)  
 Ravens, 24-21 (J)  
 2002—Ravens, 17-10 (B)  
 2003—Ravens, 24-17 (B)  
 2005—Jaguars, 30-3 (J)  
 2008—Ravens, 27-7 (B)  
 2011—Jaguars, 12-7 (J)  
 2014—Ravens, 20-12 (B)  
 2015—Jaguars, 22-20 (B)  
 2016—Ravens, 19-17 (J)  
 2017—Jaguars, 44-7 (London)  
 2020—Ravens, 40-14 (B)

(RS Pts.—Jaguars 489, Ravens 441)

**BALTIMORE vs. KANSAS CITY**

RS: Chiefs lead series, 7-4;

PS: Ravens lead series, 1-0

1999—Chiefs, 35-8 (B)  
 2003—Chiefs, 17-10 (B)  
 2004—Chiefs, 27-24 (B)  
 2006—Ravens, 20-10 (KC)  
 2009—Ravens, 38-24 (B)  
 2010—\*Ravens, 30-7 (KC)  
 2012—Ravens, 9-6 (KC)

## ALL-TIME TEAM VS. TEAM RESULTS

2015—Chiefs, 34-14 (B)  
 2018—Chiefs, 27-24 (KC) OT  
 2019—Chiefs, 33-28 (KC)  
 2020—Chiefs, 34-20 (B)  
 2021—Ravens, 36-35 (B)  
 (RS Pts.—Chiefs 282, Ravens 231)  
 (PS Pts.—Ravens 30, Chiefs 7)  
*\*AFC First-Round Playoff*

**BALTIMORE vs. \*LAS VEGAS**

RS: Ravens lead series, 8-4;  
 PS: Ravens lead series, 1-0  
 1996—Ravens, 19-14 (B)  
 1998—Ravens, 13-10 (B)  
 2000—\*Ravens, 16-3 (O)  
 2003—Raiders, 20-12 (O)  
 2006—Ravens, 28-6 (B)  
 2008—Ravens, 29-10 (B)  
 2009—Ravens, 21-13 (O)  
 2012—Ravens, 55-20 (B)  
 2015—Raiders, 37-33 (O)  
 2016—Raiders, 28-27 (B)  
 2017—Ravens, 30-17 (O)  
 2018—Ravens, 34-17 (B)  
 2021—Raiders, 33-27 (LV) OT  
 (RS Pts.—Ravens 328, Raiders 225)  
 (PS Pts.—Ravens 16, Raiders 3)

*\*AFC Championship**\*\*Franchise in Oakland from 1996-2019***BALTIMORE vs. \*L.A. CHARGERS**

RS: Ravens lead series, 8-5;  
 PS: Chargers lead series, 1-0  
 1997—Chargers, 21-17 (SD)  
 1998—Chargers, 14-13 (SD)  
 2000—Ravens, 24-3 (B)  
 2003—Ravens, 24-10 (SD)  
 2006—Ravens, 16-13 (B)  
 2007—Chargers, 32-14 (SD)  
 2009—Ravens, 31-26 (SD)  
 2011—Chargers, 34-14 (SD)  
 2012—Ravens, 16-13 (SD) OT  
 2014—Chargers, 34-33 (B)  
 2015—Ravens, 29-26 (B)  
 2018—Ravens, 22-10 (LA)  
 \*\*Chargers, 23-17 (B)

2021—Ravens, 34-6 (B)

(RS Pts.—Ravens 287, Chargers 242)  
 (PS Pts.—Chargers 23, Ravens 17)

*\*Franchise in San Diego from 1961-2016**\*\*AFC First-Round Playoff***BALTIMORE vs. \*L.A. RAMS**

RS: Ravens lead series, 5-3  
 1996—Ravens, 37-31 (B) OT  
 1999—Rams, 27-10 (StL)  
 2003—Rams, 33-22 (StL)  
 2007—Ravens, 22-3 (B)  
 2011—Ravens, 37-7 (StL)  
 2015—Ravens, 16-13 (B)  
 2019—Ravens, 45-6 (LA)  
 2021—Rams, 20-19 (B)  
 (RS Pts.—Ravens 208, Rams 140)

*\*Franchise in St. Louis from 1995-2015***BALTIMORE vs. MIAMI**

RS: Ravens lead series, 8-7;  
 PS: Ravens lead series, 2-0  
 1997—Dolphins, 24-13 (B)  
 2000—Dolphins, 19-6 (M)  
 2001—\*Ravens, 20-3 (M)  
 2002—Dolphins, 26-7 (M)  
 2003—Dolphins, 9-6 (M) OT  
 2004—Ravens, 30-23 (B)  
 2007—Dolphins, 22-16 (M) OT  
 2008—Ravens, 27-13 (M)  
 \*Ravens, 27-9 (M)  
 2010—Ravens, 26-10 (B)  
 2013—Ravens, 26-23 (M)  
 2014—Ravens, 28-13 (M)  
 2015—Dolphins, 15-13 (M)

2016—Ravens, 38-6 (B)  
 2017—Ravens, 40-0 (B)  
 2019—Ravens, 59-10 (M)  
 2021—Dolphins, 22-10 (M)  
 (RS Pts.—Ravens 345, Dolphins 235)  
 (PS Pts.—Ravens 47, Dolphins 12)

*\*AFC First-Round Playoff***BALTIMORE vs. MINNESOTA**

RS: Ravens lead series, 4-3  
 1998—Vikings, 38-28 (B)  
 2001—Ravens, 19-3 (B)  
 2005—Ravens, 30-23 (B)  
 2009—Vikings, 33-31 (M)  
 2013—Ravens, 29-26 (B)  
 2017—Vikings, 24-16 (M)  
 2021—Ravens, 34-31 (B) OT  
 (RS Pts.—Ravens 187, Vikings 178)

**BALTIMORE vs. NEW ENGLAND**

RS: Patriots lead series, 9-2;  
 PS: Series tied, 2-2  
 1996—Patriots, 46-38 (B)  
 1999—Patriots, 20-3 (NE)  
 2004—Patriots, 24-3 (NE)  
 2007—Patriots, 27-24 (B)  
 2009—Patriots, 27-21 (NE)  
 \*Ravens, 33-14 (NE)  
 2010—Patriots, 23-20 (NE) OT  
 2011—\*Patriots, 23-20 (NE)  
 2012—Ravens, 31-30 (B)  
 \*\*Ravens, 28-13 (NE)  
 2013—Patriots, 41-7 (B)  
 2014—\*\*\*Patriots, 35-31 (NE)  
 2016—Patriots, 30-23 (NE)  
 2019—Ravens, 37-20 (B)  
 2020—Patriots, 23-17 (NE)  
 (RS Pts.—Patriots 311, Ravens 224)  
 (PS Pts.—Ravens 112, Patriots 85)

*\*AFC First-Round Playoff**\*\*AFC Championship**\*\*\*AFC Divisional Playoff***BALTIMORE vs. NEW ORLEANS**

RS: Ravens lead series, 5-2  
 1996—Ravens, 17-10 (B)  
 1999—Ravens, 31-8 (B)  
 2002—Saints, 37-25 (B)  
 2006—Ravens, 35-22 (NO)  
 2010—Ravens, 30-24 (B)  
 2014—Ravens, 34-27 (NO)  
 2018—Saints, 24-23 (B)  
 (RS Pts.—Ravens 195, Saints 152)

**BALTIMORE vs. N.Y. GIANTS**

RS: Ravens lead series, 4-2;  
 PS: Ravens lead series, 1-0  
 1997—Ravens, 24-23 (NY)  
 2000—\*Ravens, 34-7 (Tampa)  
 2004—Ravens, 37-14 (B)  
 2008—Giants, 30-10 (NY)  
 2012—Ravens, 33-14 (B)  
 2016—Giants, 27-23 (NY)  
 2020—Ravens, 27-13 (B)  
 (RS Pts.—Ravens 154, Giants 121)  
 (PS Pts.—Ravens 34, Giants 7)  
*\*Super Bowl XXXV*

**BALTIMORE vs. N.Y. JETS**

RS: Ravens lead series, 9-2  
 1997—Jets, 19-16 (NY) OT  
 1998—Ravens, 24-10 (NY)  
 2000—Ravens, 34-20 (B)  
 2004—Ravens, 20-17 (NY) OT  
 2005—Ravens, 13-3 (B)  
 2007—Ravens, 20-13 (B)  
 2010—Ravens, 10-9 (NY)  
 2011—Ravens, 34-17 (B)  
 2013—Ravens, 19-3 (B)  
 2016—Jets, 24-16 (NY)  
 2019—Ravens, 42-21 (B)  
 (RS Pts.—Ravens 248, Jets 156)

**BALTIMORE vs. PHILADELPHIA**

RS: Ravens lead series, 3-2-1  
 1997—Tie, 10-10 (B) OT  
 2004—Eagles, 15-10 (P)  
 2008—Ravens, 36-7 (B)  
 2012—Eagles, 24-23 (P)  
 2016—Ravens, 27-26 (B)  
 2020—Ravens, 30-28 (P)  
 (RS Pts.—Ravens 136, Eagles 110)

**BALTIMORE vs. PITTSBURGH**

RS: Steelers lead series, 29-23:

PS: Steelers lead series, 3-1

1996—Steelers, 31-17 (P)

Ravens, 31-17 (B)

1997—Steelers, 42-34 (B)

Steelers, 37-0 (P)

1998—Steelers, 20-13 (B)

Steelers, 16-6 (P)

1999—Steelers, 23-20 (B)

Ravens, 31-24 (P)

2000—Ravens, 16-0 (P)

Steelers, 9-6 (B)

2001—Ravens, 13-10 (P)

Steelers, 26-21 (B)

\*Steelers, 27-10 (P)

2002—Steelers, 31-18 (B)

Steelers, 34-31 (P)

2003—Steelers, 34-15 (P)

Ravens, 13-10 (B) OT

2004—Ravens, 30-13 (B)

Steelers, 20-7 (P)

2005—Steelers, 20-19 (P)

Ravens, 16-13 (B) OT

2006—Ravens, 27-0 (B)

Ravens, 31-7 (P)

2007—Steelers, 38-7 (P)

Ravens, 27-21 (B)

2008—Steelers, 23-20 (P) OT

Steelers, 13-9 (B)

\*\*Steelers, 23-14 (P)

2009—Ravens, 20-17 (B) OT

Steelers, 23-20 (P)

2010—Ravens, 17-14 (P)

Steelers, 13-10 (B)

\*Steelers, 31-24 (P)

2011—Ravens, 35-7 (B)

Ravens, 23-20 (P)

2012—Ravens, 13-10 (B)

Steelers, 23-20 (B)

2013—Steelers, 19-16 (P)

Ravens, 22-20 (B)

2014—Ravens, 26-6 (B)

Steelers, 43-23 (P)

\*\*\*Ravens, 30-17 (P)

2015—Ravens, 23-20 (P) OT

Ravens, 20-17 (B)

2016—Ravens, 21-14 (B)

Steelers, 31-27 (P)

2017—Steelers, 26-9 (B)

Steelers, 39-38 (P)

2018—Ravens, 26-14 (P)

Steelers, 23-16 (B)

2019—Ravens, 26-23 (P) OT

Ravens, 28-10 (B)

2020—Steelers, 28-24 (P)

Steelers, 19-14 (B)

2021—Steelers, 20-19 (P)

Steelers, 16-13 (B) OT

(RS Pts.—Steelers 1,047, Ravens 1,027)

(PS Pts.—Steelers 98, Ravens 78)

*\*AFC Divisional Playoff**\*\*AFC Championship**\*\*\*AFC First-Round Playoff***BALTIMORE vs. SAN FRANCISCO**

RS: Ravens lead series, 4-2;

PS: Ravens lead series, 1-0

1996—49ers, 38-20 (SF)

## ALL-TIME TEAM VS. TEAM RESULTS

2003—Ravens, 44-6 (B)  
 2007—Ravens, 9-7 (SF)  
 2011—Ravens, 16-6 (B)  
 2012—\*Ravens, 34-31 (New Orleans)  
 2015—49ers, 25-20 (SF)  
 2019—Ravens, 20-17 (B)  
 (RS Pts.—Ravens 129, 49ers 99)  
 (PS Pts.—Ravens 34, 49ers 31)  
*\*Super Bowl XLVII*  
**BALTIMORE vs. SEATTLE**  
 RS: Series tied, 3-3  
 1997—Ravens, 31-24 (B)  
 2003—Ravens, 44-41 (B) OT  
 2007—Seahawks, 27-6 (S)  
 2011—Seahawks, 22-17 (S)  
 2015—Seahawks, 35-6 (B)  
 2019—Ravens, 30-16 (S)  
 (RS Pts.—Seahawks 165, Ravens 134)  
**BALTIMORE vs. TAMPA BAY**  
 RS: Ravens lead series, 4-2  
 2001—Buccaneers, 22-10 (TB)  
 2002—Buccaneers, 25-0 (B)  
 2006—Ravens, 27-0 (TB)  
 2010—Ravens, 17-10 (B)  
 2014—Ravens, 48-17 (TB)  
 2018—Ravens, 20-12 (B)  
 (RS Pts.—Ravens 122, Buccaneers 86)  
**BALTIMORE vs. TENNESSEE**  
 RS: Titans lead series, 11-10  
 PS: Ravens lead series, 3-2  
 1996—Oilers, 29-13 (H)  
     Oilers, 24-21 (B)  
 1997—Ravens, 36-10 (T)  
     Ravens, 21-19 (B)  
 1998—Oilers, 12-8 (B)  
     Oilers, 16-14 (T)  
 1999—Titans, 14-11 (T)  
     Ravens, 41-14 (B)  
 2000—Titans, 14-6 (B)  
     Ravens, 24-23 (T)  
     \*\*Ravens, 24-10 (T)  
 2001—Ravens, 26-7 (B)  
     Ravens, 16-10 (T)  
 2002—Ravens, 13-12 (B)  
 2003—\*\*\*Titans, 20-17 (B)  
 2005—Titans, 25-10 (T)  
 2006—Ravens, 27-26 (T)  
 2008—Titans, 13-10 (B)  
     \*\*Ravens, 13-10 (T)  
 2011—Titans, 26-13 (T)  
 2014—Ravens, 21-7 (B)  
 2017—Titans, 23-20 (T)  
 2018—Ravens, 21-0 (T)  
 2019—\*\*Titans, 28-12 (B)  
 2020—Titans, 30-24 (B) OT  
     \*\*Ravens, 20-13 (T)  
 (RS Pts.—Ravens 396, Titans 354)  
 (PS Pts.—Ravens 86, Titans 81)  
*\*Franchise in Houston prior to 1997; known as Oilers prior to 1999*  
*\*\*AFC Divisional Playoff*  
*\*\*\*AFC First-Round Playoff*  
**BALTIMORE vs. WASHINGTON**  
 RS: Ravens lead series, 4-3  
 1997—Ravens, 20-17 (W)  
 2000—Redskins, 10-3 (W)  
 2004—Ravens, 17-10 (W)  
 2008—Ravens, 24-10 (B)  
 2012—Redskins, 31-28 (W) OT  
 2016—Redskins, 16-10 (B)  
 2020—Ravens, 31-17 (W)  
 (RS Pts.—Ravens 133, Commanders 111)  
*\*Franchise known as Redskins prior to 2020; known as Washington Football Team prior to 2022*

**BUFFALO vs. ARIZONA**  
 RS: Bills lead series, 7-5;  
 See Arizona vs. Buffalo  
**BUFFALO vs. ATLANTA**  
 RS: Falcons lead series, 7-6;  
 See Atlanta vs. Buffalo  
**BUFFALO vs. BALTIMORE**  
 RS: Ravens lead series, 6-3;  
 PS: Bills lead series, 1-0;  
 See Baltimore vs. Buffalo  
**BUFFALO vs. CAROLINA**  
 RS: Bills lead series, 6-2  
 1995—Bills, 31-9 (B)  
 1998—Bills, 30-14 (C)  
 2001—Bills, 25-24 (B)  
 2005—Panthers, 13-9 (B)  
 2009—Bills, 20-9 (C)  
 2013—Bills, 24-23 (B)  
 2017—Panthers, 9-3 (C)  
 2021—Bills, 31-14 (B)  
 (RS Pts.—Bills 173, Panthers 115)  
**BUFFALO vs. CHICAGO**  
 RS: Bears lead series, 8-5  
 1970—Bears, 31-13 (C)  
 1974—Bills, 16-6 (B)  
 1979—Bears, 7-0 (B)  
 1988—Bears, 24-3 (C)  
 1991—Bills, 35-20 (B)  
 1994—Bears, 20-13 (C)  
 1997—Bears, 20-3 (C)  
 2000—Bills, 20-3 (B)  
 2002—Bills, 33-27 (B) OT  
 2006—Bears, 40-7 (C)  
 2010—Bears, 22-19 (Toronto)  
 2014—Bills, 23-20 (C) OT  
 2018—Bears, 41-9 (B)  
 (RS Pts.—Bears 281, Bills 194)  
**BUFFALO vs. CINCINNATI**  
 RS: Bills lead series, 17-13;  
 PS: Bengals lead series, 2-0  
 1968—Bengals, 34-23 (C)  
 1969—Bills, 16-13 (B)  
 1970—Bengals, 43-14 (B)  
 1973—Bengals, 16-13 (B)  
 1975—Bengals, 33-24 (C)  
 1978—Bills, 5-0 (B)  
 1979—Bills, 51-24 (B)  
 1980—Bills, 14-0 (C)  
 1981—Bengals, 27-24 (C) OT  
     \*Bengals, 28-21 (C)  
 1983—Bills, 10-6 (C)  
 1984—Bengals, 52-21 (C)  
 1985—Bengals, 23-17 (B)  
 1986—Bengals, 36-33 (C) OT  
 1988—Bengals, 35-21 (C)  
     \*\*Bengals, 21-10 (C)  
 1989—Bills, 24-7 (B)  
 1991—Bills, 35-16 (B)  
 1996—Bills, 31-17 (B)  
 1998—Bills, 33-20 (C)  
 2002—Bills, 27-9 (B)  
 2003—Bills, 22-16 (B) OT  
 2004—Bills, 33-17 (C)  
 2005—Bills, 37-27 (C)  
 2007—Bills, 33-21 (B)  
 2010—Bills, 49-31 (C)  
 2011—Bengals, 23-20 (C)  
 2013—Bengals, 27-24 (B) OT  
 2015—Bengals, 34-21 (B)  
 2016—Bills, 16-12 (C)  
 2017—Bengals, 20-16 (C)  
 2019—Bills, 21-17 (B)  
 (RS Pts.—Bills 728, Bengals 656)  
 (PS Pts.—Bengals 49, Bills 31)  
*\*AFC Divisional Playoff*  
*\*\*AFC Championship*

**BUFFALO vs. CLEVELAND**  
 RS: Browns lead series, 12-9;  
 PS: Browns lead series, 1-0  
 1972—Browns, 27-10 (C)  
 1974—Bills, 15-10 (C)  
 1977—Browns, 27-16 (B)  
 1978—Browns, 41-20 (C)  
 1981—Bills, 22-13 (B)  
 1984—Browns, 13-10 (B)  
 1985—Browns, 17-7 (C)  
 1986—Browns, 21-17 (B)  
 1987—Browns, 27-21 (C)  
 1989—\*Browns, 34-30 (C)  
 1990—Bills, 42-0 (C)  
 1995—Bills, 22-19 (C)  
 2004—Bills, 37-7 (B)  
 2007—Browns, 8-0 (C)  
 2008—Browns, 29-27 (B)  
 2009—Browns, 6-3 (B)  
 2010—Bills, 13-6 (B)  
 2012—Bills, 24-14 (C)  
 2013—Browns, 37-24 (C)  
 2014—Bills, 26-10 (B)  
 2016—Bills, 33-13 (B)  
 2019—Browns, 19-16 (C)  
 (RS Pts.—Bills 405, Browns 364)  
 (PS Pts.—Browns 34, Bills 30)  
*\*AFC Divisional Playoff*  
**BUFFALO vs. DALLAS**  
 RS: Cowboys lead series, 6-5;  
 PS: Cowboys lead series, 2-0  
 1971—Cowboys, 49-37 (B)  
 1976—Cowboys, 17-10 (D)  
 1981—Cowboys, 27-14 (D)  
 1984—Bills, 14-3 (B)  
 1992—\*Cowboys, 52-17 (Pasadena)  
 1993—Bills, 13-10 (D)  
     \*\*Cowboys, 30-13 (Atlanta)  
 1996—Bills, 10-7 (B)  
 2003—Cowboys, 10-6 (D)  
 2007—Cowboys, 25-24 (B)  
 2011—Cowboys, 44-7 (D)  
 2015—Bills, 16-6 (B)  
 2019—Bills, 26-15 (D)  
 (RS Pts.—Cowboys 213, Bills 177)  
 (PS Pts.—Cowboys 82, Bills 30)  
*\*Super Bowl XXVIII*  
*\*\*Super Bowl XXVIII*  
**BUFFALO vs. DENVER**  
 RS: Bills lead series, 22-16-1;  
 PS: Bills lead series, 1-0  
 1960—Broncos, 27-21 (B)  
     Tie, 38-38 (D)  
 1961—Broncos, 22-10 (B)  
     Bills, 23-10 (D)  
 1962—Broncos, 23-20 (B)  
     Bills, 45-38 (D)  
 1963—Bills, 30-28 (D)  
     Bills, 27-17 (B)  
 1964—Bills, 30-13 (B)  
     Bills, 30-19 (D)  
 1965—Bills, 30-15 (D)  
     Bills, 31-13 (B)  
 1966—Bills, 38-21 (B)  
 1967—Bills, 17-16 (D)  
     Broncos, 21-20 (B)  
 1968—Broncos, 34-32 (D)  
 1969—Bills, 41-28 (B)  
 1970—Broncos, 25-10 (B)  
 1975—Bills, 38-14 (B)  
 1977—Broncos, 26-6 (D)  
 1979—Broncos, 19-16 (B)  
 1981—Bills, 9-7 (B)  
 1984—Broncos, 37-7 (B)  
 1987—Bills, 21-14 (B)  
 1989—Broncos, 28-14 (B)  
 1990—Bills, 29-28 (B)  
 1991—\*Bills, 10-7 (B)

## ALL-TIME TEAM VS. TEAM RESULTS

1992—Bills, 27-17 (B)  
 1994—Bills, 27-20 (B)  
 1995—Broncos, 22-7 (D)  
 1997—Broncos, 23-20 (B) OT  
 2002—Broncos, 28-23 (D)  
 2005—Broncos, 28-17 (B)  
 2007—Broncos, 15-14 (B)  
 2008—Bills, 30-23 (D)  
 2011—Bills, 40-14 (B)  
 2014—Broncos, 24-17 (D)  
 2017—Bills, 26-16 (B)  
 2019—Bills, 20-3 (B)  
 2020—Bills, 48-19 (D)  
 (RS Pts.—Bills 949, Broncos 833)  
 (PS Pts.—Bills 10, Broncos 7)

*\*AFC Championship***BUFFALO vs. DETROIT**

RS: Bills lead series, 6-4-1

1972—Tie, 21-21 (B)  
 1976—Lions, 27-14 (D)  
 1979—Bills, 20-17 (D)  
 1991—Lions, 17-14 (B) OT  
 1994—Lions, 35-21 (D)  
 1997—Bills, 22-13 (B)  
 2002—Bills, 24-17 (B)  
 2006—Lions, 20-17 (D)  
 2010—Bills, 14-12 (B)  
 2014—Bills, 17-14 (D)  
 2018—Bills, 14-13 (D)

(RS Pts.—Lions 206, Bills 198)

**BUFFALO vs. GREEN BAY**

RS: Bills lead series, 8-5

1974—Bills, 27-7 (GB)  
 1979—Bills, 19-12 (B)  
 1982—Packers, 33-21 (Mil)  
 1988—Bills, 28-0 (B)  
 1991—Bills, 34-24 (Mil)  
 1994—Bills 29-20 (B)  
 1997—Packers, 31-21 (GB)  
 2000—Bills 27-18 (B)  
 2002—Packers, 10-0 (GB)  
 2006—Bills, 24-10 (B)  
 2010—Packers, 34-7 (GB)  
 2014—Bills, 21-13 (B)  
 2018—Packers, 22-0 (GB)  
 (RS Pts.—Bills 258, Packers 234)

**BUFFALO vs. HOUSTON**

RS: Series tied, 5-5;

PS: Texans lead series, 1-0

2002—Bills, 31-24 (H)  
 2003—Texans, 12-10 (B)  
 2005—Bills, 22-7 (B)  
 2006—Bills, 24-21 (H)  
 2009—Texans, 31-10 (B)  
 2012—Texans, 21-9 (H)  
 2014—Texans, 23-17 (H)  
 2015—Bills, 30-21 (B)  
 2018—Texans, 20-13 (H)  
 2019—\*Texans, 22-19 (H) OT  
 2021—Bills, 40-0 (B)  
 (RS Pts.—Bills 206, Texans 180)  
 (PS Pts.—Texans 22, Bills 19)

*\*AFC First-Round Playoff***BUFFALO vs. \*INDIANAPOLIS**

RS: Bills lead series, 37-33-1;

PS: Bills lead series, 1-0

1970—Tie, 17-17 (Balt)  
       Colts, 20-14 (Buff)  
 1971—Colts, 43-0 (Buff)  
       Colts, 24-0 (Balt)  
 1972—Colts, 17-0 (Buff)  
       Colts, 35-7 (Balt)  
 1973—Bills, 31-13 (Buff)  
       Bills, 24-17 (Balt)  
 1974—Bills, 27-14 (Balt)  
       Bills, 6-0 (Buff)  
 1975—Bills, 38-31 (Balt)  
       Colts, 42-35 (Buff)

1976—Colts, 31-13 (Buff)  
       Colts, 58-20 (Balt)  
 1977—Colts, 17-14 (Balt)  
       Colts, 31-13 (Buff)  
 1978—Bills, 24-17 (Buff)  
       Bills, 21-14 (Balt)  
 1979—Bills, 31-13 (Balt)  
       Colts, 14-13 (Buff)  
 1980—Colts, 17-12 (Buff)  
       Colts, 28-24 (Balt)

1981—Bills, 35-3 (Balt)

Bills, 23-17 (Buff)

1982—Bills, 20-0 (Buff)

1983—Bills, 28-23 (Buff)

Bills, 30-7 (Balt)

1984—Colts, 31-17 (I)

Bills, 21-15 (Buff)

1985—Colts, 49-17 (I)

Bills, 21-9 (Buff)

1986—Bills, 24-13 (Buff)

Colts, 24-14 (I)

1987—Colts, 47-6 (Buff)

Bills, 27-3 (I)

1988—Bills, 34-23 (Buff)

Colts, 17-14 (I)

1989—Colts, 37-14 (I)

Bills, 30-7 (Buff)

1990—Bills, 26-10 (Buff)

Bills, 31-7 (I)

1991—Bills, 42-6 (Buff)

Bills, 35-7 (I)

1992—Bills, 38-0 (Buff)

Colts, 16-13 (I) OT

1993—Bills, 23-9 (Buff)

Bills, 30-10 (I)

1994—Colts, 27-17 (Buff)

Colts, 10-9 (I)

1995—Bills, 20-14 (Buff)

Bills, 16-10 (I)

1996—Bills, 16-13 (Buff) OT

Colts, 13-10 (I) OT

1997—Bills, 37-35 (Buff)

Bills, 9-6 (I)

1998—Bills, 31-24 (I)

Bills, 34-11 (Buff)

1999—Colts, 31-14 (I)

Bills, 31-6 (Buff)

2000—Colts, 18-16 (Buff)

Colts, 44-20 (I)

2001—Colts, 42-26 (I)

Colts, 30-14 (Buff)

2003—Colts, 17-14 (Buff)

2006—Colts, 17-16 (I)

2009—Bills, 30-7 (Buff)

2012—Colts, 20-13 (I)

2015—Bills, 27-14 (Buff)

2017—Bills, 13-7 (Buff) OT

2018—Colts, 37-5 (I)

2020—\*\*Bills, 27-24 (Buff)

2021—Colts, 41-15 (Buff)

(RS Pts.—Bills 1,450, Colts 1,397)

(PS Pts.—Bills 27, Colts 24)

*\*Franchise in Baltimore prior to 1984**\*\*AFC First-Round Playoff***BUFFALO vs. JACKSONVILLE**

RS: Bills lead series, 9-7;

PS: Jaguars lead series, 2-0

1996—\*Jaguars, 30-27 (B)

1997—Jaguars, 20-14 (B)

1998—Bills, 17-16 (B)

2001—Bills, 13-10 (J)

2003—Bills, 38-17 (J)

2004—Jaguars, 13-10 (B)

2006—Bills, 27-24 (B)

2007—Jaguars, 36-14 (J)

2008—Bills, 20-16 (J)

2009—Jaguars, 18-15 (J)

2010—Jaguars, 36-26 (B)

2012—Bills, 34-18 (B)  
 2013—Bills, 27-20 (J)  
 2015—Jaguars, 34-31 (London)  
 2016—Bills, 28-21 (B)  
 2017—\*Jaguars, 10-3 (J)  
 2018—Bills, 24-21 (B)  
 2021—Jaguars, 9-6 (J)  
 (RS Pts.—Bills 344, Jaguars 329)  
 (PS Pts.—Jaguars 40, Bills 30)

*\*AFC First-Round Playoff***BUFFALO vs. \*KANSAS CITY**

RS: Bills lead series, 25-21-1;

PS: Chiefs lead series, 3-2

1960—Texans, 45-28 (B)

Texans, 24-7 (D)

1961—Bills, 27-24 (B)

Bills, 30-20 (D)

1962—Texans, 41-21 (D)

Bills, 23-14 (B)

1963—Tie, 27-27 (B)

Bills, 35-26 (KC)

1964—Bills, 34-17 (B)

Bills, 35-22 (KC)

1965—Bills, 23-7 (KC)

Bills, 34-25 (B)

1966—Chiefs, 42-20 (B)

Bills, 29-14 (KC)

\*\*Chiefs, 31-7 (B)

1967—Chiefs, 23-13 (KC)

1968—Chiefs, 18-7 (B)

1969—Chiefs, 29-7 (B)

Chiefs, 22-19 (KC)

1971—Chiefs, 22-9 (KC)

1973—Bills, 23-14 (B)

1976—Bills, 50-17 (B)

1978—Bills, 28-13 (B)

Chiefs, 14-10 (KC)

1982—Bills, 14-9 (B)

1983—Bills, 14-9 (KC)

1986—Chiefs, 20-17 (B)

Bills, 17-14 (KC)

1991—Chiefs, 33-6 (KC)

\*\*\*Bills, 37-14 (B)

1993—Chiefs, 23-7 (KC)

\*\*\*Bills, 30-13 (B)

1994—Bills, 44-10 (B)

1996—Bills, 20-9 (B)

1997—Chiefs, 22-16 (KC)

2000—Bills, 21-17 (KC)

2002—Chiefs, 17-16 (KC)

2003—Chiefs, 38-5 (KC)

2005—Bills, 14-3 (B)

2008—Bills, 54-31 (KC)

2009—Bills, 16-10 (KC)

2010—Chiefs, 13-10 (KC) OT

2011—Bills, 41-7 (KC)

2012—Bills, 35-17 (B)

2013—Chiefs, 23-13 (B)

2014—Chiefs, 17-13 (B)

2015—Chiefs, 30-22 (KC)

2017—Bills, 16-10 (KC)

2020—Chiefs, 26-17 (B)

\*\*\*Chiefs, 38-24 (KC)

2021—Bills, 38-20 (KC)

\*\*\*Chiefs, 42-36 (KC) OT

(RS Pts.—Bills 1,025, Chiefs 948)

(PS Pts.—Chiefs 138, Bills 138)

*\*Franchise in Dallas prior to 1963 and**known as Texans**\*\*AFL Championship**\*\*\*AFC Divisional Playoff**\*\*\*\*AFC Championship***BUFFALO vs. \*LAS VEGAS**

RS: Raiders lead series, 21-19;

PS: Bills lead series, 2-0

1960—Bills, 38-9 (B)

Raiders, 20-7 (O)

## ALL-TIME TEAM VS. TEAM RESULTS

1961—Raiders, 31-22 (B)  
Bills, 26-21 (O)

1962—Bills, 14-6 (B)  
Bills, 10-6 (O)

1963—Raiders, 35-17 (O)  
Bills, 12-0 (B)

1964—Bills, 23-20 (B)  
Raiders, 16-13 (O)

1965—Bills, 17-12 (B)  
Bills, 17-14 (O)

1966—Bills, 31-10 (O)

1967—Raiders, 24-20 (B)  
Raiders, 28-21 (O)

1968—Raiders, 48-6 (B)  
Raiders, 13-10 (O)

1969—Raiders, 50-21 (O)

1972—Raiders, 28-16 (O)

1974—Bills, 21-20 (B)

1977—Raiders, 34-13 (O)

1980—Bills, 24-7 (B)

1983—Raiders, 27-24 (B)

1987—Raiders, 34-21 (LA)

1988—Bills, 37-21 (B)

1990—Bills, 38-24 (B)  
\*\*Bills, 51-3 (B)

1991—Bills, 30-27 (LA) OT

1992—Raiders, 20-3 (LA)

1993—Raiders, 25-24 (B)  
\*\*\*Bills, 29-23 (B)

1998—Bills, 44-21 (B)

1999—Raiders, 20-14 (B)

2002—Raiders, 49-31 (O)

2004—Raiders, 13-10 (O)

2005—Raiders, 38-17 (O)

2008—Bills, 24-23 (B)

2011—Bills, 38-35 (B)

2014—Raiders, 26-24 (O)

2016—Raiders, 38-24 (O)

2017—Bills, 34-14 (B)

2020—Bills, 30-23 (LV)  
(RS Pts.—Raiders 930, Bills 866)  
(PS Pts.—Bills 80, Raiders 26)  
*Franchise in Los Angeles from 1982-94 and in Oakland from 1960-81 and from 1995-2019*  
*\*\*AFC Championship*  
*\*\*\*AFC Divisional Playoff*

**BUFFALO vs. \*L.A. CHARGERS**  
RS: Chargers lead series, 24-11-2  
PS: Bills lead series, 2-1

1960—Chargers, 24-10 (B)  
Bills, 32-3 (LA)

1961—Chargers, 19-11 (B)  
Chargers, 28-10 (SD)

1962—Bills, 35-10 (B)  
Bills, 40-20 (SD)

1963—Chargers, 14-10 (SD)  
Chargers, 23-13 (B)

1964—Bills, 30-3 (B)  
Bills, 27-24 (SD)  
\*\*Bills, 20-7 (B)

1965—Chargers, 34-3 (B)  
Tie, 20-20 (SD)  
\*\*Bills, 23-0 (SD)

1966—Chargers, 27-7 (SD)  
Tie, 17-17 (B)

1967—Chargers, 37-17 (B)

1968—Chargers, 21-6 (B)

1969—Chargers, 45-6 (SD)

1971—Chargers, 20-3 (SD)

1973—Chargers, 34-7 (SD)

1976—Chargers, 34-13 (B)

1979—Chargers, 27-19 (SD)

1980—Bills, 26-24 (SD)  
\*\*\*Chargers, 20-14 (SD)

1981—Bills, 28-27 (SD)

1985—Chargers, 14-9 (B)  
Chargers, 40-7 (SD)

1998—Chargers, 16-14 (SD)

2000—Bills, 27-24 (B) OT

2001—Chargers, 27-24 (SD)

2002—Bills, 20-13 (B)

2005—Chargers, 48-10 (SD)

2006—Chargers, 24-21 (B)

2008—Bills, 23-14 (B)

2011—Chargers, 37-10 (SD)

2014—Chargers, 22-10 (B)

2017—Chargers, 54-24 (LA)

2018—Chargers, 31-20 (B)

2020—Bills, 27-17 (B)  
(RS Pts.—Chargers 916, Bills 636)  
(PS Pts.—Bills 57, Chargers 27)  
*Franchise in San Diego from 1961-2016*  
*\*\*AFL Championship*  
*\*\*\*AFC Divisional Playoff*

**BUFFALO vs. \*L.A. RAMS**  
RS: Bills lead series, 8-5

1970—Rams, 19-0 (B)

1974—Rams, 19-14 (LA)

1980—Bills, 10-7 (B) OT

1983—Rams, 41-17 (LA)

1989—Bills, 23-20 (B)

1992—Bills, 40-7 (B)

1995—Bills, 45-27 (StL)

1998—Rams, 34-33 (B)

2004—Bills, 37-17 (B)

2008—Bills, 31-14 (StL)

2012—Rams, 15-12 (B)

2016—Bills, 30-19 (LA)

2020—Bills, 35-32 (B)  
(RS Pts.—Bills 327, Rams 271)  
*Franchise in St. Louis from 1995-2015*

**BUFFALO vs. MIAMI**  
RS: Dolphins lead series, 60-51-1;  
PS: Bills lead series, 3-1

1966—Bills, 58-24 (B)  
Bills, 29-0 (M)

1967—Bills, 35-13 (B)  
Dolphins, 17-14 (M)

1968—Tie, 14-14 (M)  
Dolphins, 21-17 (B)

1969—Dolphins, 24-6 (M)  
Bills, 28-3 (B)

1970—Dolphins, 33-14 (B)  
Dolphins, 45-7 (M)

1971—Dolphins, 29-14 (B)  
Dolphins, 34-0 (M)

1972—Dolphins, 24-23 (M)  
Dolphins, 30-16 (B)

1973—Dolphins, 27-6 (M)  
Dolphins, 17-0 (B)

1974—Dolphins, 24-16 (B)  
Dolphins, 35-28 (M)

1975—Dolphins, 35-30 (B)  
Dolphins, 31-21 (M)

1976—Dolphins, 30-21 (B)  
Dolphins, 45-27 (M)

1977—Dolphins, 13-0 (B)  
Dolphins, 31-14 (M)

1978—Dolphins, 31-24 (M)  
Dolphins, 25-24 (B)

1979—Dolphins, 9-7 (B)  
Dolphins, 17-7 (M)

1980—Bills, 17-7 (B)  
Dolphins, 17-14 (M)

1981—Bills, 31-21 (B)  
Dolphins, 16-6 (M)

1982—Dolphins, 9-7 (B)  
Dolphins, 27-10 (M)

1983—Dolphins, 12-0 (B)  
Bills, 38-35 (M) OT

1984—Dolphins, 21-17 (B)  
Dolphins, 38-7 (M)

1985—Dolphins, 23-14 (B)  
Dolphins, 28-0 (M)

1986—Dolphins, 27-14 (M)  
Dolphins, 34-24 (B)

1987—Bills, 34-31 (M) OT  
Bills, 27-0 (B)

1988—Bills, 9-6 (B)  
Bills, 31-6 (M)

1989—Bills, 27-24 (M)  
Bills, 31-17 (B)

1990—Dolphins, 30-7 (M)  
Bills, 24-14 (B)  
\*Bills, 44-34 (B)

1991—Bills, 35-31 (B)  
Bills, 41-27 (M)

1992—Dolphins, 37-10 (B)  
Bills, 26-20 (M)  
\*\*Bills, 29-10 (M)

1993—Dolphins, 22-13 (B)  
Bills, 47-34 (M)

1994—Bills, 21-11 (B)  
Bills, 42-31 (M)

1995—Dolphins, 23-6 (M)  
Bills, 23-20 (B)  
\*\*\*Bills, 37-22 (B)

1996—Dolphins, 21-7 (B)  
Dolphins, 16-14 (M)

1997—Bills, 9-6 (B)  
Dolphins, 30-13 (M)

1998—Dolphins, 13-7 (M)  
Bills, 30-24 (B)  
\*\*\*Dolphins, 24-17 (M)

1999—Bills, 23-18 (M)  
Bills, 23-3 (B)

2000—Dolphins, 22-13 (M)  
Dolphins, 33-6 (B)

2001—Dolphins, 34-27 (B)  
Dolphins, 34-7 (M)

2002—Bills, 23-10 (M)  
Bills, 38-21 (B)

2003—Dolphins, 17-7 (M)  
Dolphins, 20-3 (B)

2004—Bills, 20-13 (B)  
Bills, 42-32 (M)

2005—Bills, 20-14 (B)  
Dolphins, 24-23 (M)

2006—Bills, 16-6 (M)  
Bills, 21-0 (B)

2007—Bills, 13-10 (M)  
Bills, 38-17 (B)

2008—Dolphins, 25-16 (M)  
Dolphins, 16-3 (Toronto)

2009—Dolphins, 38-10 (M)  
Bills, 31-14 (B)

2010—Dolphins, 15-10 (B)  
Bills, 17-14 (M)

2011—Dolphins, 35-8 (M)  
Dolphins, 30-23 (B)

2012—Bills, 19-14 (B)  
Dolphins, 24-10 (M)

2013—Bills, 23-21 (M)  
Bills, 19-0 (B)

2014—Bills, 29-10 (B)  
Dolphins, 22-9 (M)

2015—Bills, 41-14 (M)  
Bills, 33-17 (B)

2016—Dolphins, 28-25 (M)  
Dolphins, 34-31 (B) OT

2017—Bills, 24-16 (B)  
Bills, 22-16 (M)

2018—Dolphins, 21-17 (M)  
Bills, 42-17 (B)

2019—Bills, 31-21 (B)  
Bills, 37-20 (M)

2020—Bills, 31-28 (M)  
Bills, 56-26 (B)

2021—Bills, 35-0 (M)  
Bills, 26-11 (B)  
(RS Pts.—Dolphins 2,365, Bills 2,274)  
(PS Pts.—Bills 127, Dolphins 90)



## ALL-TIME TEAM VS. TEAM RESULTS

*\*AFC Divisional Playoff**\*\*AFC Championship**\*\*\*AFC First-Round Playoff***BUFFALO vs. MINNESOTA**

RS: Vikings lead series, 8-6

1971—Vikings, 19-0 (M)

1975—Vikings, 35-13 (B)

1979—Vikings, 10-3 (M)

1982—Bills, 23-22 (B)

1985—Vikings, 27-20 (B)

1988—Bills, 13-10 (B)

1994—Vikings, 21-17 (B)

1997—Vikings, 34-13 (B)

2000—Vikings, 31-27 (M)

2002—Bills, 45-39 (M) OT

2006—Bills, 17-12 (B)

2010—Vikings, 38-14 (M)

2014—Bills, 17-16 (B)

2018—Bills, 27-6 (M)

(RS Pts.—Vikings 320, Bills 249)

**BUFFALO vs. \*NEW ENGLAND**

RS: Patriots lead series, 76-46-1;

PS: Series tied, 1-1

1960—Bills, 13-0 (Bos)

Bills, 38-14 (Buff)

1961—Patriots, 23-21 (Buff)

Patriots, 52-21 (Bos)

1962—Tie, 28-28 (Buff)

Patriots, 21-10 (Bos)

1963—Bills, 28-21 (Buff)

Patriots, 17-7 (Bos)

\*\*Patriots, 26-8 (Buff)

1964—Patriots, 36-28 (Buff)

Bills, 24-14 (Bos)

1965—Bills, 24-7 (Buff)

Bills, 23-7 (Bos)

1966—Patriots, 20-10 (Buff)

Patriots, 14-3 (Bos)

1967—Patriots, 23-0 (Buff)

Bills, 44-16 (Bos)

1968—Patriots, 16-7 (Buff)

Patriots, 23-6 (Bos)

1969—Bills, 23-16 (Buff)

Patriots, 35-21 (Bos)

1970—Bills, 45-10 (Bos)

Patriots, 14-10 (Buff)

1971—Patriots, 38-33 (NE)

Bills, 27-20 (Buff)

1972—Bills, 38-14 (Buff)

Bills, 27-24 (NE)

1973—Bills, 31-13 (NE)

Bills, 37-13 (Buff)

1974—Bills, 30-28 (Buff)

Bills, 29-28 (NE)

1975—Bills, 45-31 (Buff)

Bills, 34-14 (NE)

1976—Patriots, 26-22 (Buff)

Patriots, 20-10 (NE)

1977—Bills, 24-14 (NE)

Patriots, 20-7 (Buff)

1978—Patriots, 14-10 (Buff)

Patriots, 26-24 (NE)

1979—Patriots, 26-6 (Buff)

Bills, 16-13 (NE) OT

1980—Bills, 31-13 (Buff)

Patriots, 24-2 (NE)

1981—Bills, 20-17 (Buff)

Bills, 19-10 (NE)

1982—Patriots, 30-19 (NE)

1983—Patriots, 31-0 (Buff)

Patriots, 21-7 (NE)

1984—Patriots, 21-17 (Buff)

Patriots, 38-10 (NE)

1985—Patriots, 17-14 (Buff)

Patriots, 14-3 (NE)

1986—Patriots, 23-3 (Buff)

Patriots, 22-19 (NE)

1987—Patriots, 14-7 (NE)

Patriots, 13-7 (Buff)

1988—Bills, 16-14 (NE)

Bills, 23-20 (Buff)

1989—Bills, 31-10 (Buff)

Patriots, 33-24 (NE)

1990—Bills, 27-10 (NE)

Bills, 14-0 (Buff)

1991—Bills, 22-17 (Buff)

Patriots, 16-13 (NE)

1992—Bills, 41-7 (NE)

Bills, 16-7 (Buff)

1993—Bills, 38-14 (Buff)

Bills, 13-10 (NE) OT

1994—Bills, 38-35 (NE)

Patriots, 41-17 (Buff)

1995—Patriots, 27-14 (NE)

Patriots, 35-25 (Buff)

1996—Bills, 17-10 (Buff)

Patriots, 28-25 (NE)

1997—Patriots, 33-6 (NE)

Patriots, 31-10 (Buff)

1998—Bills, 13-10 (Buff)

Patriots, 25-21 (NE)

1999—Bills, 17-7 (Buff)

Bills, 13-10 (NE) OT

2000—Bills, 16-13 (NE) OT

Patriots, 13-10 (Buff) OT

2001—Patriots, 21-11 (NE)

Patriots, 12-9 (Buff) OT

2002—Patriots, 38-7 (Buff)

Patriots, 27-17 (NE)

2003—Bills, 31-0 (Buff)

Patriots, 31-0 (NE)

2004—Patriots, 31-17 (Buff)

Patriots, 29-6 (NE)

2005—Patriots, 21-16 (NE)

Patriots, 35-7 (Buff)

2006—Patriots, 19-17 (NE)

Patriots, 28-6 (Buff)

2007—Patriots, 38-7 (NE)

Patriots, 56-10 (Buff)

2008—Patriots, 20-10 (NE)

Patriots, 13-0 (Buff)

2009—Patriots, 25-24 (NE)

Patriots, 17-10 (Buff)

2010—Patriots, 38-30 (NE)

Patriots, 34-3 (Buff)

2011—Bills, 34-31 (Buff)

Patriots, 49-21 (NE)

2012—Patriots, 52-28 (Buff)

Patriots, 37-31 (NE)

2013—Patriots, 23-21 (Buff)

Patriots, 34-20 (NE)

2014—Patriots, 37-22 (Buff)

Bills, 17-9 (NE)

2015—Patriots, 40-32 (Buff)

Patriots, 20-13 (NE)

2016—Bills, 16-0 (NE)

Patriots, 41-25 (Buff)

2017—Patriots, 23-3 (Buff)

Patriots, 37-16 (NE)

2018—Patriots, 25-6 (Buff)

Patriots, 24-12 (NE)

2019—Patriots, 16-10 (Buff)

Patriots, 24-17 (NE)

2020—Bills, 24-21 (Buff)

Bills, 38-9 (NE)

2021—Patriots, 14-10 (Buff)

Bills, 33-21 (NE)

\*\*\*Bills, 47-17 (Buff)

(RS Pts.—Patriots 2,713, Bills 2,269)

(PS Pts.—Bills 55, Patriots 43)

*\*Franchise in Boston prior to 1971**\*\*Division Playoff**\*\*\*AFC Wild Card Playoff***BUFFALO vs. NEW ORLEANS**

RS: Saints lead series, 7-5

1973—Saints, 13-0 (NO)

1980—Bills, 35-26 (NO)

1983—Bills, 27-21 (B)

1989—Saints, 22-19 (B)

1992—Bills, 20-16 (NO)

1998—Bills, 45-33 (NO)

2001—Saints, 24-6 (B)

2005—Saints, 19-7 (San Antonio)

2009—Saints, 27-7 (B)

2013—Saints, 35-17 (NO)

2017—Saints, 47-10 (B)

2021—Bills, 31-6 (NO)

(RS Pts.—Saints 289, Bills 224)

**BUFFALO vs. N.Y. GIANTS**

RS: Bills lead series, 7-6;

PS: Giants lead series, 1-0

1970—Giants, 20-6 (NY)

1975—Giants, 17-14 (B)

1978—Bills, 41-17 (B)

1987—Bills, 6-3 (B) OT

1990—Bills, 17-13 (NY)

\*Giants, 20-19 (Tampa)

1993—Bills, 17-14 (B)

1996—Bills, 23-20 (NY) OT

1999—Giants, 19-17 (B)

2003—Bills, 24-7 (NY)

2007—Giants, 38-21 (B)

2011—Giants, 27-24 (NY)

2015—Giants, 24-10 (B)

2019—Bills, 28-14 (NY)

(RS Pts.—Bills 248, Giants 233)

(PS Pts.—Giants 20, Bills 19)

*\*Super Bowl XXV***BUFFALO vs. \*N.Y. JETS**

RS: Bills lead series, 66-56;

PS: Bills lead series, 1-0

1960—Titans, 27-3 (NY)

Titans, 17-13 (B)

1961—Bills, 41-31 (B)

Titans, 21-14 (NY)

1962—Titans, 17-6 (B)

Bills, 20-3 (NY)

1963—Bills, 45-14 (B)

Bills, 19-10 (NY)

1964—Bills, 34-24 (B)

Bills, 20-7 (NY)

1965—Bills, 33-21 (B)

Jets, 14-12 (NY)

1966—Bills, 33-23 (NY)

Bills, 14-3 (B)

1967—Bills, 20-17 (B)

Jets, 20-10 (NY)

1968—Bills, 37-35 (B)

Jets, 25-21 (NY)

1969—Jets, 33-19 (B)

Jets, 16-6 (NY)

1970—Bills, 34-31 (B)

Bills, 10-6 (NY)

1971—Jets, 28-17 (NY)

Jets, 20-7 (B)

1972—Jets, 41-24 (B)

Jets, 41-3 (NY)

1973—Bills, 9-7 (B)

Bills, 34-14 (NY)

1974—Bills, 16-12 (B)

Jets, 20-10 (NY)

1975—Bills, 42-14 (B)

Bills, 24-23 (NY)

1976—Jets, 17-14 (NY)

Jets, 19-14 (B)

1977—Jets, 24-19 (B)

Bills, 14-10 (NY)

1978—Jets, 21-20 (B)

Jets, 45-14 (NY)

1979—Bills, 46-31 (B)

Bills, 14-12 (NY)

## ALL-TIME TEAM VS. TEAM RESULTS

1980—Bills, 20-10 (B)  
Bills, 31-24 (NY)  
1981—Bills, 31-0 (B)  
Jets, 33-14 (NY)  
\*\*Bills, 31-27 (NY)  
1983—Jets, 34-10 (B)  
Bills, 24-17 (NY)  
1984—Jets, 28-26 (B)  
Jets, 21-17 (NY)  
1985—Jets, 42-3 (NY)  
Jets, 27-7 (B)  
1986—Jets, 28-24 (B)  
Jets, 14-13 (NY)  
1987—Jets, 31-28 (B)  
Bills, 17-14 (NY)  
1988—Bills, 37-14 (NY)  
Bills, 9-6 (B) OT  
1989—Bills, 34-3 (B)  
Bills, 37-0 (NY)  
1990—Bills, 30-7 (NY)  
Bills, 30-27 (B)  
1991—Bills, 23-20 (NY)  
Bills, 24-13 (B)  
1992—Bills, 24-20 (NY)  
Jets, 24-17 (B)  
1993—Bills, 19-10 (NY)  
Bills, 16-14 (B)  
1994—Jets, 23-3 (B)  
Jets, 22-17 (NY)  
1995—Bills, 29-10 (B)  
Bills, 28-26 (NY)  
1996—Bills, 25-22 (NY)  
Bills, 35-10 (B)  
1997—Bills, 28-22 (NY)  
Bills, 20-10 (B)  
1998—Jets, 34-12 (NY)  
Jets, 17-10 (B)  
1999—Bills, 17-3 (B)  
Jets, 17-7 (NY)  
2000—Jets, 27-14 (NY)  
Bills, 23-20 (B)  
2001—Jets, 42-36 (B)  
Bills, 14-9 (NY)  
2002—Jets, 37-31 (B) OT  
Jets, 31-13 (NY)  
2003—Jets, 30-3 (NY)  
Bills, 17-6 (B)  
2004—Jets, 16-14 (NY)  
Bills, 22-17 (B)  
2005—Bills, 27-17 (B)  
Jets, 30-26 (NY)  
2006—Jets, 28-20 (B)  
Bills, 31-13 (NY)  
2007—Bills, 17-14 (B)  
Bills, 13-3 (NY)  
2008—Jets, 26-17 (B)  
Jets, 31-27 (NY)  
2009—Bills, 16-13 (NY) OT  
Jets, 19-13 (Toronto)  
2010—Jets, 38-14 (B)  
Jets, 38-7 (NY)  
2011—Jets, 27-11 (B)  
Jets, 28-24 (NY)  
2012—Jets, 48-28 (NY)  
Bills, 28-9 (B)  
2013—Jets, 27-20 (NY)  
Bills, 37-14 (B)  
2014—Bills, 43-23 (NY)  
Bills, 38-3 (Detroit)  
2015—Bills, 22-17 (NY)  
Bills, 22-17 (B)  
2016—Jets, 37-31 (B)  
Jets, 30-10 (NY)  
2017—Bills, 21-12 (B)  
Jets, 34-21 (NY)  
2018—Bills, 41-10 (NY)  
Jets, 27-23 (B)

2019—Bills, 17-16 (NY)  
Jets, 13-6 (B)  
2020—Bills, 27-17 (B)  
Bills, 18-10 (NY)  
2021—Bills, 45-17 (NY)  
Bills, 27-10 (B)  
(RS Pts.—Bills 2,576, Jets 2,462)  
(PS Pts.—Bills 31, Jets 27)  
*\*Jets known as Titans prior to 1963*  
*\*\*AFC First-Round Playoff*  
**BUFFALO vs. PHILADELPHIA**  
RS: Eagles lead series, 8-6  
1973—Bills, 27-26 (B)  
1981—Eagles, 20-14 (B)  
1984—Eagles, 27-17 (B)  
1985—Eagles, 21-17 (P)  
1987—Eagles, 17-7 (P)  
1990—Bills, 30-23 (B)  
1993—Bills, 10-7 (P)  
1996—Bills, 24-17 (P)  
1999—Bills, 26-0 (B)  
2003—Eagles, 23-13 (B)  
2007—Eagles, 17-9 (P)  
2011—Bills, 31-24 (B)  
2015—Eagles, 23-20 (P)  
2019—Eagles, 31-13 (B)  
(RS Pts.—Eagles 276, Bills 258)  
**BUFFALO vs. PITTSBURGH**  
RS: Steelers lead series, 15-10;  
PS: Steelers lead series, 2-1  
1970—Steelers, 23-10 (P)  
1972—Steelers, 38-21 (B)  
1974—\*Steelers, 32-14 (P)  
1975—Bills, 30-21 (P)  
1978—Steelers, 28-17 (B)  
1979—Steelers, 28-0 (P)  
1980—Bills, 28-13 (B)  
1982—Bills, 13-0 (B)  
1985—Steelers, 30-24 (P)  
1986—Bills, 16-12 (B)  
1988—Bills, 36-28 (B)  
1991—Bills, 52-34 (B)  
1992—Bills, 28-20 (B)  
\*Bills, 24-3 (P)  
1993—Steelers, 23-0 (P)  
1994—Steelers, 23-10 (P)  
1995—\*Steelers, 40-21 (P)  
1996—Steelers, 24-6 (P)  
1999—Bills, 24-21 (B)  
2001—Steelers, 20-3 (B)  
2004—Steelers, 29-24 (B)  
2007—Steelers, 26-3 (P)  
2010—Steelers, 19-16 (B) OT  
2013—Steelers, 23-10 (P)  
2016—Steelers, 27-20 (B)  
2019—Bills, 17-10 (P)  
2020—Bills, 26-15 (B)  
2021—Steelers, 23-16 (B)  
(RS Pts.—Steelers 558, Bills 450)  
(PS Pts.—Steelers 75, Bills 59)  
*\*AFC Divisional Playoff*  
**BUFFALO vs. SAN FRANCISCO**  
RS: Bills lead series, 7-6  
1972—Bills, 27-20 (B)  
1980—Bills, 18-13 (SF)  
1983—49ers, 23-10 (B)  
1989—49ers, 21-10 (SF)  
1992—Bills, 34-31 (SF)  
1995—49ers, 27-17 (SF)  
1998—Bills, 26-21 (B)  
2001—49ers, 35-0 (SF)  
2004—Bills, 41-7 (SF)  
2008—49ers, 10-3 (B)  
2012—49ers, 45-3 (SF)  
2016—Bills, 45-16 (B)  
2020—Bills, 34-24 (Arizona)  
(RS Pts.—49ers 293, Bills 268)

**BUFFALO vs. SEATTLE**  
RS: Seahawks lead series, 8-6  
1977—Seahawks, 56-17 (S)  
1984—Seahawks, 31-28 (S)  
1988—Bills, 13-3 (S)  
1989—Seahawks, 17-16 (S)  
1995—Bills, 27-21 (B)  
1996—Seahawks, 26-18 (S)  
1999—Seahawks, 26-16 (S)  
2000—Bills, 42-23 (S)  
2001—Seahawks, 23-20 (B)  
2004—Bills, 38-9 (S)  
2008—Bills, 34-10 (B)  
2012—Seahawks, 50-17 (Toronto)  
2016—Seahawks, 31-25 (S)  
2020—Bills, 44-34 (B)  
(RS Pts.—Seahawks 360, Bills 355)  
**BUFFALO vs. TAMPA BAY**  
RS: Buccaneers lead series, 8-4  
1976—Bills, 14-9 (TB)  
1978—Buccaneers, 31-10 (TB)  
1982—Buccaneers, 24-23 (TB)  
1986—Buccaneers, 34-28 (TB)  
1988—Buccaneers, 10-5 (TB)  
1991—Bills, 17-10 (TB)  
2000—Buccaneers, 31-17 (TB)  
2005—Buccaneers, 19-3 (TB)  
2009—Bills, 33-20 (B)  
2013—Buccaneers, 27-6 (TB)  
2017—Bills, 30-27 (B)  
2021—Buccaneers, 33-27 (TB) OT  
(RS Pts.—Buccaneers 275, Bills 213)  
**BUFFALO vs. \*TENNESSEE**  
RS: Titans lead series, 29-17;  
PS: Bills lead series, 2-1  
1960—Bills, 25-24 (B)  
Oilers, 31-23 (H)  
1961—Bills, 22-12 (H)  
Oilers, 28-16 (B)  
1962—Oilers, 28-23 (B)  
Oilers, 17-14 (H)  
1963—Oilers, 31-20 (B)  
Oilers, 28-14 (H)  
1964—Bills, 48-17 (H)  
Bills, 24-10 (B)  
1965—Oilers, 19-17 (B)  
Bills, 29-18 (H)  
1966—Bills, 27-20 (B)  
Bills, 42-20 (H)  
1967—Oilers, 20-3 (B)  
Oilers, 10-3 (H)  
1968—Oilers, 30-7 (B)  
Oilers, 35-6 (H)  
1969—Oilers, 17-3 (B)  
Oilers, 28-14 (H)  
1971—Oilers, 20-14 (B)  
1974—Oilers, 21-9 (B)  
1976—Oilers, 13-3 (B)  
1978—Oilers, 17-10 (H)  
1983—Bills, 30-13 (B)  
1985—Bills, 20-0 (B)  
1986—Oilers, 16-7 (H)  
1987—Bills, 34-30 (B)  
1988—\*\*Bills, 17-10 (B)  
1989—Bills, 47-41 (H) OT  
1990—Oilers, 27-24 (H)  
1992—Oilers, 27-3 (H)  
\*\*\*Bills, 41-38 (B) OT  
1993—Bills, 35-7 (B)  
1994—Bills, 15-7 (H)  
1995—Oilers, 28-17 (B)  
1997—Oilers, 31-14 (T)  
1999—\*\*\*Titans, 22-16 (T)  
2000—Bills, 16-13 (B)  
2003—Titans, 28-26 (T)  
2006—Titans, 30-29 (B)  
2009—Titans, 41-17 (T)

## ALL-TIME TEAM VS. TEAM RESULTS

2011—Titans, 23-17 (B)  
 2012—Titans, 35-34 (B)  
 2015—Bills, 14-13 (T)  
 2018—Bills, 13-12 (B)  
 2019—Bills, 14-7 (T)  
 2020—Titans, 42-16 (T)  
 2021—Titans, 34-31 (T)  
 (RS Pts.—Titans 1,019, Bills 889)  
 (PS Pts.—Bills 74, Titans 70)  
*\*Franchise in Houston prior to 1997; known as Oilers prior to 1999*  
*\*\*AFC Divisional Playoff*  
*\*\*\*AFC First-Round Playoff*  
**BUFFALO vs. \*WASHINGTON**  
 RS: Bills lead series, 10-5;  
 PS: Commanders lead series, 1-0  
 1972—Bills, 24-17 (W)  
 1977—Redskins, 10-0 (B)  
 1981—Bills, 21-14 (B)  
 1984—Redskins, 41-14 (W)  
 1987—Redskins, 27-7 (B)  
 1990—Redskins, 29-14 (W)  
 1991—\*\*Redskins, 37-24 (Minneapolis)  
 1993—Bills, 24-10 (B)  
 1996—Bills, 38-13 (B)  
 1999—Bills, 34-17 (W)  
 2003—Bills, 24-7 (B)  
 2007—Bills, 17-16 (W)  
 2011—Bills, 23-0 (Toronto)  
 2015—Redskins, 35-25 (W)  
 2019—Bills, 24-9 (B)  
 2021—Bills, 43-21  
 (RS Pts.—Bills 332, Commanders 266)  
 (PS Pts.—Commanders 37, Bills 24)  
*\*Franchise known as Redskins prior to 2020; known as Washington Football Team prior to 2022*  
*\*\*Super Bowl XXVI*

**CAROLINA vs. ARIZONA**

RS: Panthers lead series, 12-4;  
 PS: Panthers lead series, 2-1;  
 See Arizona vs. Carolina

**CAROLINA vs. ATLANTA**

RS: Falcons lead series, 34-20;  
 See Atlanta vs. Carolina

**CAROLINA vs. BALTIMORE**

RS: Panthers lead series, 4-2;  
 See Baltimore vs. Carolina

**CAROLINA vs. BUFFALO**

RS: Bills lead series, 6-2;  
 See Buffalo vs. Carolina

**CAROLINA vs. CHICAGO**

RS: Bears lead series, 7-3;  
 PS: Panthers lead series, 1-0

1995—Bears, 31-27 (Chi)  
 2002—Panthers, 24-14 (Car)  
 2005—Bears, 13-3 (Chi)  
 \*Panthers, 29-21 (Chi)

2008—Panthers, 20-17 (Car)  
 2010—Bears, 23-6 (Car)  
 2011—Bears, 34-29 (Chi)  
 2012—Bears, 23-22 (Chi)  
 2014—Panthers, 31-24 (Car)  
 2017—Bears, 17-3 (Chi)  
 2020—Bears, 23-16 (Car)  
 (RS Pts.—Bears 219, Panthers 181)  
 (PS Pts.—Panthers 29, Bears 21)  
*\*NFC Divisional Playoff*

**CAROLINA vs. CINCINNATI**

RS: Panthers lead series, 3-2-1  
 1999—Panthers, 27-3 (Car)  
 2002—Panthers, 52-31 (Car)  
 2006—Bengals, 17-14 (Cin)  
 2010—Bengals, 20-7 (Car)  
 2014—Tied, 37-37 (Cin) OT  
 2018—Panthers, 31-21 (Car)  
 (RS Pts.—Panthers 168, Bengals 129)

**CAROLINA vs. CLEVELAND**

RS: Panthers lead series, 4-2  
 1999—Panthers, 31-17 (Cle)  
 2002—Panthers, 13-6 (Cle)  
 2006—Panthers, 20-12 (Car)  
 2010—Browns, 24-23 (Cle)  
 2014—Panthers, 17-13 (Car)  
 2018—Browns, 26-20 (Cle)  
 (RS Pts.—Panthers 124, Browns 98)

**CAROLINA vs. DALLAS**

RS: Cowboys lead series, 10-3;  
 PS: Panthers lead series, 2-0

1996—\*Panthers, 26-17 (C)  
 1997—Panthers, 23-13 (D)  
 1998—Cowboys, 27-20 (D)  
 2000—Cowboys, 16-13 (C) OT  
 2002—Cowboys, 14-13 (D)  
 2003—Cowboys, 24-20 (D)  
 \*\*Panthers, 29-10 (C)  
 2005—Cowboys, 24-20 (C)  
 2006—Cowboys, 35-14 (C)  
 2007—Cowboys, 20-13 (C)  
 2009—Cowboys, 21-7 (D)  
 2012—Cowboys, 19-14 (C)  
 2015—Panthers, 33-14 (D)  
 2018—Panthers, 16-8 (C)  
 2021—Cowboys, 36-28 (D)  
 (RS Pts.—Cowboys 271, Panthers 234)  
 (PS Pts.—Panthers 55, Cowboys 27)  
*\*NFC Divisional Playoff*  
*\*\*NFC First-Round Playoff*

2008—Panthers, 30-10 (C)  
 2012—Broncos, 36-14 (C)  
 2015—\*Broncos, 24-10 (San Francisco)  
 2016—Broncos, 21-20 (D)  
 2020—Broncos, 32-27 (C)  
 (RS Pts.—Broncos 153, Panthers 108)  
 (PS Pts.—Broncos 24, Panthers 10)  
*\*Super Bowl 50*

**CAROLINA vs. DENVER**

RS: Broncos lead series, 5-1;  
 PS: Broncos lead series, 1-0

1997—Broncos, 34-0 (D)  
 2004—Broncos, 20-17 (D)  
 2008—Panthers, 30-10 (C)  
 2012—Broncos, 36-14 (C)  
 2015—\*Broncos, 24-10 (San Francisco)  
 2016—Broncos, 21-20 (D)  
 2020—Broncos, 32-27 (C)  
 (RS Pts.—Broncos 153, Panthers 108)  
 (PS Pts.—Broncos 24, Panthers 10)  
*\*Super Bowl 50*

**CAROLINA vs. DETROIT**

RS: Panthers lead series, 7-3  
 1999—Lions, 24-9 (C)  
 2002—Panthers, 31-7 (C)  
 2003—Panthers, 20-14 (C)  
 2005—Panthers, 21-20 (D)  
 2008—Panthers, 31-22 (C)  
 2011—Lions, 49-35 (D)  
 2014—Panthers, 24-7 (C)  
 2017—Panthers, 27-24 (D)  
 2018—Lions, 20-19 (D)  
 2020—Panthers, 20-0 (C)  
 (RS Pts.—Panthers 237, Lions 187)

**CAROLINA vs. GREEN BAY**

RS: Packers lead series, 10-6;  
 PS: Packers lead series, 1-0

1996—\*Packers, 30-13 (GB)  
 1997—Packers, 31-10 (C)  
 1998—Packers, 37-30 (C)  
 1999—Panthers, 33-31 (GB)  
 2000—Panthers, 31-14 (C)  
 2001—Packers, 28-7 (C)  
 2002—Packers, 17-14 (GB)  
 2004—Packers, 24-14 (C)  
 2005—Panthers, 32-29 (C)  
 2007—Packers, 31-17 (GB)  
 2008—Panthers, 35-31 (GB)  
 2011—Packers, 30-23 (C)  
 2014—Packers, 38-17 (GB)  
 2015—Panthers, 37-29 (C)  
 2017—Panthers, 31-24 (C)  
 2019—Packers, 24-16 (GB)  
 2020—Packers, 24-16 (GB)  
 (RS Pts.—Packers 442, Panthers 363)

(PS Pts.—Packers 30, Panthers 13)  
*\*NFC Championship*

**CAROLINA vs. HOUSTON**

RS: Panthers lead series, 4-2  
 2003—Texans, 14-10 (H)  
 2007—Texans, 34-21 (C)  
 2011—Panthers, 28-13 (H)  
 2015—Panthers, 24-17 (C)  
 2019—Panthers, 16-10 (H)  
 2021—Panthers, 24-9 (H)  
 (RS Pts.—Panthers 123, Texans 197)

**CAROLINA vs. INDIANAPOLIS**

RS: Panthers lead series, 5-2  
 1995—Panthers, 13-10 (C)  
 1998—Panthers, 27-19 (I)  
 2003—Panthers, 23-20 (I) OT  
 2007—Colts, 31-7 (C)  
 2011—Panthers, 27-19 (I)  
 2015—Panthers, 29-26 (C) OT  
 2019—Colts, 38-6 (I)  
 (RS Pts.—Colts 163, Panthers 132)

**CAROLINA vs. JACKSONVILLE**

RS: Panthers lead series, 4-3  
 1996—Jaguars, 24-14 (J)  
 1999—Jaguars, 22-20 (C)  
 2003—Panthers, 24-23 (C)  
 2007—Jaguars, 37-6 (J)  
 2011—Panthers, 16-10 (C)  
 2015—Panthers, 20-9 (J)  
 2019—Panthers, 34-27 (C)  
 (RS Pts.—Jaguars 152, Panthers 134)

**CAROLINA vs. KANSAS CITY**

RS: Chiefs lead series, 5-2  
 1997—Chiefs, 35-14 (C)  
 2000—Chiefs, 15-14 (KC)  
 2004—Panthers, 28-17 (KC)  
 2008—Panthers, 34-0 (C)  
 2012—Chiefs, 27-21 (KC)  
 2016—Chiefs, 20-17 (C)  
 2020—Chiefs, 33-31 (KC)  
 (RS Pts.—Panthers 159, Chiefs 147)

**CAROLINA vs. \*LAS VEGAS**

RS: Raiders lead series, 4-3  
 1997—Panthers, 38-14 (C)  
 2000—Raiders, 52-9 (O)  
 2004—Raiders, 27-24 (C)  
 2008—Panthers, 17-6 (O)  
 2012—Panthers, 17-6 (C)  
 2016—Raiders, 35-32 (O)  
 2020—Raiders, 34-30 (C)  
 (RS Pts.—Raiders 174, Panthers 167)  
*\*Franchise in Oakland from 1995-2019*

**CAROLINA vs. \*L.A. CHARGERS**

RS: Panthers lead series, 6-1  
 1997—Panthers, 26-7 (SD)  
 2000—Panthers, 30-22 (C)  
 2004—Chargers, 17-6 (C)  
 2008—Panthers, 26-24 (SD)  
 2012—Panthers, 31-7 (SD)  
 2016—Panthers, 28-16 (C)  
 2020—Panthers, 21-16 (LA)  
 (RS Pts.—Panthers 168, Chargers 109)  
*\*Franchise in San Diego from 1961-2016*

**CAROLINA vs. \*\*L.A. RAMS**

RS: Panthers lead series, 12-9;  
 PS: Panthers lead series, 1-0

1995—Rams, 31-10 (C)  
 Rams, 28-17 (StL)  
 1996—Panthers, 45-13 (C)  
 Panthers, 20-10 (StL)  
 1997—Panthers, 16-10 (StL)  
 Rams, 30-18 (C)  
 1998—Panthers, 24-20 (StL)  
 Panthers, 20-13 (C)  
 1999—Rams, 35-10 (StL)  
 Rams, 34-21 (C)  
 2000—Panthers, 27-24 (StL)  
 Panthers, 16-3 (C)

## ALL-TIME TEAM VS. TEAM RESULTS

2001—Rams, 48-14 (SIL) Rams, 38-32 (C)	2004—Panthers, 32-21 (NO) Saints, 21-18 (C)	2012—Panthers, 30-22 (P) 2014—Eagles, 45-21 (P)
2003—Panthers, 29-23 (SIL) 2OT	2005—Saints, 23-20 (C) Panthers, 27-10 (Baton Rouge)	2015—Panthers, 27-16 (C)
2004—Panthers, 20-7 (C)	2006—Panthers, 21-18 (C) Panthers, 31-21 (NO)	2017—Eagles, 28-23 (C)
2006—Panthers, 15-0 (C)	2007—Panthers, 16-13 (NO) Saints, 31-6 (C)	2018—Panthers, 21-17 (P)
2007—Panthers, 27-13 (SIL)	2008—Panthers, 30-7 (C) Panthers, 33-31 (NO)	2021—Eagles, 21-18 (C)
2010—Rams, 20-10 (SIL)	2009—Saints, 30-20 (NO) Panthers, 23-10 (C)	(RS Pts.—Eagles 296, Panthers 240) (PS Pts.—Panthers 14, Eagles 3)
2013—Panthers, 30-15 (C)	2010—Saints, 16-14 (NO) Saints, 34-3 (C)	<i>*NFC Championship</i>
2016—Panthers, 13-10 (LA)	2011—Saints, 30-27 (C) Saints, 45-17 (NO)	<b>CAROLINA vs. PITTSBURGH</b>
2019—Rams, 30-27 (C)	2012—Panthers, 35-27 (C) Panthers, 44-38 (NO)	RS: Steelers lead series, 6-1
(RS Pts.—Panthers 432, Rams 432) (PS Pts.—Panthers 29, Rams 23)	2013—Saints, 31-13 (NO) Panthers, 17-13 (C)	1996—Panthers, 18-14 (C)
<i>*NFC Divisional Playoff</i>	2014—Saints, 28-10 (C) Panthers, 41-10 (NO)	1999—Steelers, 30-20 (P)
<i>**Franchise in St. Louis from 1995-2015</i>	2015—Panthers, 27-22 (C) Panthers, 41-38 (NO)	2002—Steelers, 30-14 (P)
<b>CAROLINA vs. MIAMI</b>	2016—Saints, 41-38 (NO) Panthers, 23-20 (C)	2006—Steelers, 37-3 (C)
RS: Dolphins lead series, 5-2	2017—Saints, 34-13 (C) Saints, 31-21 (NO)	2010—Steelers, 27-3 (P)
1998—Dolphins, 13-9 (C)	2018—Saints, 12-9 (C) Panthers, 33-14 (NO)	2014—Steelers, 37-19 (C)
2001—Dolphins, 23-6 (M)	2019—Saints, 34-31 (NO) Saints, 42-10 (C)	2018—Steelers, 52-21 (P)
2005—Dolphins, 27-24 (M)	2020—Saints, 27-24 (NO) Saints, 33-7 (C)	(RS Pts.—Steelers 227, Panthers 98)
2009—Dolphins, 24-17 (C)	2021—Panthers, 26-7 (C) Saints, 18-10 (NO)	<b>CAROLINA vs. SAN FRANCISCO</b>
2013—Panthers, 20-16 (M)	(RS Pts.—Saints 1,200, Panthers 1,164) (PS Pts.—Saints 31, Panthers 26)	RS: Panthers lead series, 13-8;
2017—Panthers, 45-21 (C)	<i>*NFC First-Round Playoff</i>	PS: 49ers lead series, 1-0
2021—Dolphins, 33-10 (M)	<b>CAROLINA vs. MINNESOTA</b>	1995—Panthers, 13-7 (SF) 49ers, 31-10 (C)
(RS Pts.—Dolphins 157, Panthers 131)	RS: Vikings lead series, 10-6	1996—Panthers, 23-7 (C) Panthers, 30-24 (SF)
<b>CAROLINA vs. MINNESOTA</b>	1996—Vikings, 14-12 (M)	1997—49ers, 34-21 (C) 49ers, 27-19 (SF)
RS: Vikings lead series, 10-6	1997—Vikings, 21-14 (M)	1998—49ers, 25-23 (SF)
1996—Vikings, 14-12 (M)	2000—Vikings, 31-17 (M)	2018—Saints, 12-9 (C) Panthers, 33-14 (NO)
1997—Vikings, 21-14 (M)	2001—Panthers, 24-13 (M)	1999—Panthers, 31-29 (SF) Panthers, 41-24 (C)
2000—Vikings, 31-17 (M)	2002—Panthers, 21-14 (M)	2000—Panthers, 38-22 (SF) Panthers, 34-16 (C)
2001—Panthers, 24-13 (M)	2005—Panthers, 38-13 (C)	2001—49ers, 24-14 (SF) 49ers, 25-22 (C) OT
2002—Panthers, 21-14 (M)	2006—Vikings, 16-13 (M) OT	2004—Panthers, 37-27 (SF)
2005—Panthers, 38-13 (C)	2008—Vikings, 20-10 (M)	2007—Panthers, 31-14 (C)
2006—Vikings, 16-13 (M) OT	2009—Panthers, 26-7 (C)	2010—Panthers, 23-20 (C)
2008—Vikings, 20-10 (M)	2011—Vikings, 24-21 (C)	2013—Panthers, 10-9 (SF) 49ers, 23-10 (C)
2009—Panthers, 26-7 (C)	2013—Panthers, 35-10 (M)	2016—Panthers, 46-27 (C)
2011—Vikings, 24-21 (C)	2014—Vikings, 31-13 (M)	2017—Panthers, 23-3 (SF)
2013—Panthers, 35-10 (M)	2016—Vikings, 22-10 (C)	2019—49ers, 51-13 (SF)
2014—Vikings, 31-13 (M)	2017—Panthers, 31-24 (C)	(RS Pts.—Panthers 530, 49ers 477) (PS Pts.—49ers 23, Panthers 10)
2016—Vikings, 22-10 (C)	2020—Vikings, 28-27 (M)	<i>*NFC Divisional Playoff</i>
2017—Panthers, 31-24 (C)	2021—Vikings, 34-28 (C) OT	<b>CAROLINA vs. SEATTLE</b>
2020—Vikings, 28-27 (M)	(RS Pts.—Panthers 340, Vikings 322)	RS: Seahawks lead series, 8-3;
2021—Vikings, 34-28 (C) OT	<b>CAROLINA vs. NEW ENGLAND</b>	PS: Seahawks lead series, 2-1
(RS Pts.—Panthers 340, Vikings 322)	RS: Panthers lead series, 5-3;	2000—Panthers, 26-3 (C)
<b>CAROLINA vs. NEW ENGLAND</b>	PS: Patriots lead series, 1-0	2004—Seahawks, 23-17 (S)
RS: Panthers lead series, 5-3;	1995—Panthers, 20-17 (NE) OT	2005—Seahawks, 34-14 (S)
PS: Patriots lead series, 1-0	2001—Patriots, 38-6 (C)	2007—Panthers, 13-10 (C)
1995—Panthers, 20-17 (NE) OT	2003—Patriots, 32-29 (Houston)	2010—Seahawks, 31-14 (S)
2001—Patriots, 38-6 (C)	2005—Panthers, 27-17 (C)	2012—Seahawks, 16-12 (C)
2003—Patriots, 32-29 (Houston)	2009—Patriots, 20-10 (NE)	2013—Seahawks, 12-7 (C)
2005—Panthers, 27-17 (C)	2013—Panthers, 24-20 (C)	2014—Seahawks, 13-9 (C) **Seahawks, 31-17 (S)
2009—Patriots, 20-10 (NE)	2017—Panthers, 33-30 (NE)	2015—Panthers, 27-23 (S) **Panthers, 31-24 (C)
2013—Panthers, 24-20 (C)	2021—Patriots, 24-6 (C)	2016—Seahawks, 40-7 (S)
2017—Panthers, 33-30 (NE)	(RS Pts.—Patriots 166, Panthers 126) (PS Pts.—Patriots 32, Panthers 29)	2018—Seahawks, 30-27 (C)
2021—Patriots, 24-6 (C)	<i>*Super Bowl XXXVIII</i>	2019—Seahawks, 30-24 (C)
(RS Pts.—Patriots 166, Panthers 126) (PS Pts.—Patriots 32, Panthers 29)	<b>CAROLINA vs. NEW ORLEANS</b>	(RS Pts.—Seahawks 231, Panthers 183) (PS Pts.—Seahawks 89, Panthers 62)
<i>*Super Bowl XXXVIII</i>	RS: Saints lead series, 28-26;	<i>*NFC Championship</i>
<b>CAROLINA vs. NEW ORLEANS</b>	PS: Saints lead series, 1-0	<i>**NFC Divisional Playoff</i>
RS: Saints lead series, 28-26;	1995—Panthers, 20-3 (C) Saints, 34-26 (NO)	<b>CAROLINA vs. TAMPA BAY</b>
PS: Saints lead series, 1-0	1996—Panthers, 22-20 (NO) Panthers, 19-7 (C)	RS: Panthers lead series, 24-19
1995—Panthers, 20-3 (C)	1997—Panthers, 13-0 (NO) Saints, 16-13 (C)	1995—Buccaneers, 20-13 (C)
Saints, 34-26 (NO)	1998—Saints, 19-14 (NO) Panthers, 31-17 (C)	1996—Panthers, 24-0 (C)
1996—Panthers, 22-20 (NO) Panthers, 19-7 (C)	1999—Saints, 19-10 (NO) Panthers, 45-13 (C)	1998—Buccaneers, 16-13 (TB)
1997—Panthers, 13-0 (NO) Saints, 16-13 (C)	2000—Saints, 24-6 (NO) Saints, 20-10 (C)	2002—Buccaneers, 12-9 (C) Buccaneers, 23-10 (TB)
1998—Saints, 19-14 (NO) Panthers, 31-17 (C)	2001—Saints, 27-25 (C) Saints, 27-23 (NO)	2003—Panthers, 12-9 (TB) OT Panthers, 27-24 (C)
1999—Saints, 19-10 (NO) Panthers, 45-13 (C)	2002—Saints, 34-24 (C) Panthers, 10-6 (NO)	2004—Panthers, 21-14 (C) Panthers, 37-20 (TB)
2000—Saints, 24-6 (NO) Saints, 20-10 (C)	2003—Panthers, 19-13 (C) Panthers, 23-20 (NO) OT	
1996—Panthers, 22-20 (NO) Panthers, 19-7 (C)		
1997—Panthers, 13-0 (NO) Saints, 16-13 (C)		
1998—Saints, 19-14 (NO) Panthers, 31-17 (C)		
1999—Saints, 19-10 (NO) Panthers, 45-13 (C)		
2000—Saints, 24-6 (NO) Saints, 20-10 (C)		
2001—Saints, 27-25 (C) Saints, 27-23 (NO)		
2002—Saints, 34-24 (C) Panthers, 10-6 (NO)		
2003—Panthers, 19-13 (C) Panthers, 23-20 (NO) OT		
2004—Panthers, 32-21 (NO) Saints, 21-18 (C)	2005—Saints, 23-20 (C) Panthers, 27-10 (Baton Rouge)	2012—Panthers, 30-22 (P) 2014—Eagles, 45-21 (P)
2005—Saints, 23-20 (C) Panthers, 27-10 (Baton Rouge)	2006—Panthers, 21-18 (C) Panthers, 31-21 (NO)	2015—Panthers, 27-16 (C)
2006—Panthers, 21-18 (C) Panthers, 31-21 (NO)	2007—Panthers, 16-13 (NO) Saints, 31-6 (C)	2017—Eagles, 28-23 (C)
2007—Panthers, 16-13 (NO) Saints, 31-6 (C)	2008—Panthers, 30-7 (C) Panthers, 33-31 (NO)	2018—Panthers, 21-17 (P)
2008—Panthers, 30-7 (C) Panthers, 33-31 (NO)	2009—Saints, 30-20 (NO) Panthers, 23-10 (C)	2021—Eagles, 21-18 (C)
2009—Saints, 30-20 (NO) Panthers, 23-10 (C)	2010—Saints, 16-14 (NO) Saints, 34-3 (C)	(RS Pts.—Eagles 296, Panthers 240) (PS Pts.—Panthers 14, Eagles 3)
2010—Saints, 16-14 (NO) Saints, 34-3 (C)	2011—Saints, 30-27 (C) Saints, 45-17 (NO)	<i>*NFC Championship</i>
2011—Saints, 30-27 (C) Saints, 45-17 (NO)	2012—Panthers, 35-27 (C) Panthers, 44-38 (NO)	<b>CAROLINA vs. PITTSBURGH</b>
2012—Panthers, 35-27 (C) Panthers, 44-38 (NO)	2013—Saints, 31-13 (NO) Panthers, 17-13 (C)	RS: Steelers lead series, 6-1
2013—Saints, 31-13 (NO) Panthers, 17-13 (C)	2014—Saints, 28-10 (C) Panthers, 41-10 (NO)	1996—Panthers, 18-14 (C)
2014—Saints, 28-10 (C) Panthers, 41-10 (NO)	2015—Panthers, 27-22 (C) Panthers, 41-38 (NO)	1999—Steelers, 30-20 (P)
2015—Panthers, 27-22 (C) Panthers, 41-38 (NO)	2016—Saints, 41-38 (NO) Panthers, 23-20 (C)	2002—Steelers, 30-14 (P)
2016—Saints, 41-38 (NO) Panthers, 23-20 (C)	2017—Saints, 34-13 (C) Saints, 31-21 (NO)	2006—Steelers, 37-3 (C)
2017—Saints, 34-13 (C) Saints, 31-21 (NO)	2018—Saints, 12-9 (C) Panthers, 33-14 (NO)	2010—Steelers, 27-3 (P)
2018—Saints, 12-9 (C) Panthers, 33-14 (NO)	2019—Saints, 34-31 (NO) Saints, 42-10 (C)	2014—Steelers, 37-19 (C)
2019—Saints, 34-31 (NO) Saints, 42-10 (C)	2020—Saints, 27-24 (NO) Saints, 33-7 (C)	2018—Steelers, 52-21 (P)
2020—Saints, 27-24 (NO) Saints, 33-7 (C)	2021—Panthers, 26-7 (C) Saints, 18-10 (NO)	(RS Pts.—Steelers 227, Panthers 98)
2021—Panthers, 26-7 (C) Saints, 18-10 (NO)	(RS Pts.—Saints 1,200, Panthers 1,164) (PS Pts.—Saints 31, Panthers 26)	<b>CAROLINA vs. SAN FRANCISCO</b>
(RS Pts.—Saints 1,200, Panthers 1,164) (PS Pts.—Saints 31, Panthers 26)	<i>*NFC First-Round Playoff</i>	RS: Panthers lead series, 13-8;
<i>*NFC First-Round Playoff</i>	<b>CAROLINA vs. N.Y. GIANTS</b>	PS: 49ers lead series, 1-0
<b>CAROLINA vs. N.Y. GIANTS</b>	RS: Panthers lead series, 6-5;	1995—Panthers, 13-7 (SF) 49ers, 31-10 (C)
RS: Panthers lead series, 6-5;	PS: Panthers lead series, 1-0	1996—Panthers, 23-7 (C) Panthers, 30-24 (SF)
PS: Panthers lead series, 1-0	1996—Panthers, 27-17 (C)	1997—49ers, 34-21 (C) 49ers, 27-19 (SF)
1996—Panthers, 27-17 (C)	2003—Panthers, 37-24 (NY)	1998—49ers, 25-23 (SF)
2003—Panthers, 37-24 (NY)	2005—Panthers, 23-0 (NY)	2018—Saints, 12-9 (C) Panthers, 33-14 (NO)
2005—Panthers, 23-0 (NY)	2006—Giants, 27-13 (C)	1999—Panthers, 31-29 (SF) Panthers, 41-24 (C)
2006—Giants, 27-13 (C)	2008—Giants, 34-28 (NY) OT	2000—Panthers, 38-22 (SF) Panthers, 34-16 (C)
2008—Giants, 34-28 (NY) OT	2009—Panthers, 41-9 (NY)	2001—49ers, 24-14 (SF) 49ers, 25-22 (C) OT
2009—Panthers, 41-9 (NY)	2010—Giants, 31-18 (NY)	2004—Panthers, 37-27 (SF)
2010—Giants, 31-18 (NY)	2012—Giants, 36-7 (C)	2007—Panthers, 31-14 (C)
2012—Giants, 36-7 (C)	2013—Panthers, 38-0 (C)	2010—Panthers, 23-20 (C)
2013—Panthers, 38-0 (C)	2015—Panthers, 38-35 (NY)	2013—Panthers, 10-9 (SF) 49ers, 23-10 (C)
2015—Panthers, 38-35 (NY)	2018—Panthers, 33-31 (C)	2016—Panthers, 46-27 (C)
2018—Panthers, 33-31 (C)	2021—Giants, 25-3 (NY)	2017—Panthers, 23-3 (SF)
2021—Giants, 25-3 (NY)	(RS Pts.—Panthers 283, Giants 269) (PS Pts.—Panthers 23, Giants 0)	2019—49ers, 51-13 (SF)
(RS Pts.—Panthers 283, Giants 269) (PS Pts.—Panthers 23, Giants 0)	<i>*NFC First-Round Playoff</i>	(RS Pts.—Panthers 530, 49ers 477) (PS Pts.—49ers 23, Panthers 10)
<i>*NFC First-Round Playoff</i>	<b>CAROLINA vs. N.Y. JETS</b>	<i>*NFC Divisional Playoff</i>
<b>CAROLINA vs. N.Y. JETS</b>	RS: Panthers lead series, 5-3	<b>CAROLINA vs. SEATTLE</b>
RS: Panthers lead series, 5-3	1995—Panthers, 26-15 (C)	RS: Seahawks lead series, 8-3;
1995—Panthers, 26-15 (C)	1998—Jets, 48-21 (NY)	PS: Seahawks lead series, 2-1
1998—Jets, 48-21 (NY)	2001—Jets, 13-12 (C)	2000—Panthers, 26-3 (C)
2001—Jets, 13-12 (C)	2005—Panthers, 30-3 (C)	2004—Seahawks, 23-17 (S)
2005—Panthers, 30-3 (C)	2009—Jets, 17-6 (NY)	2005—Seahawks, 34-14 (S)
2009—Jets, 17-6 (NY)	2013—Panthers, 30-20 (C)	2007—Panthers, 13-10 (C)
2013—Panthers, 30-20 (C)	2017—Panthers, 35-27 (NY)	2010—Seahawks, 31-14 (S)
2017—Panthers, 35-27 (NY)	2021—Panthers, 19-14 (C)	2012—Seahawks, 16-12 (C)
2021—Panthers, 19-14 (C)	(RS Pts.—Panthers 179, Jets 157)	2013—Seahawks, 12-7 (C)
(RS Pts.—Panthers 179, Jets 157)	<b>CAROLINA vs. PHILADELPHIA</b>	2014—Seahawks, 13-9 (C) **Seahawks, 31-17 (S)
<b>CAROLINA vs. PHILADELPHIA</b>	RS: Eagles lead series, 8-4;	2015—Panthers, 27-23 (S) **Panthers, 31-24 (C)
RS: Eagles lead series, 8-4;	PS: Panthers lead series, 1-0	2016—Seahawks, 40-7 (S)
PS: Panthers lead series, 1-0	1996—Eagles, 20-9 (P)	2018—Seahawks, 30-27 (C)
1996—Eagles, 20-9 (P)	1999—Panthers, 33-7 (C)	2019—Seahawks, 30-24 (C)
1999—Panthers, 33-7 (C)	2003—Eagles, 25-16 (C) Panthers, 14-3 (P)	(RS Pts.—Seahawks 231, Panthers 183) (PS Pts.—Seahawks 89, Panthers 62)
2003—Eagles, 25-16 (C) Panthers, 14-3 (P)	2004—Eagles, 30-8 (P)	<i>*NFC Championship</i>
2004—Eagles, 30-8 (P)	2006—Eagles, 27-24 (P)	<i>**NFC Divisional Playoff</i>
2006—Eagles, 27-24 (P)	2009—Eagles, 38-10 (C)	<b>CAROLINA vs. TAMPA BAY</b>
2009—Eagles, 38-10 (C)		RS: Panthers lead series, 24-19
		1995—Buccaneers, 20-13 (C)
		1996—Panthers, 24-0 (C)
		1998—Buccaneers, 16-13 (TB)
		2002—Buccaneers, 12-9 (C) Buccaneers, 23-10 (TB)
		2003—Panthers, 12-9 (TB) OT Panthers, 27-24 (C)
		2004—Panthers, 21-14 (C) Panthers, 37-20 (TB)

## ALL-TIME TEAM VS. TEAM RESULTS

2005—Panthers, 34-14 (TB)  
Buccaneers, 20-10 (C)  
2006—Panthers, 26-24 (TB)  
Panthers, 24-10 (C)  
2007—Buccaneers, 20-7 (C)  
Panthers, 31-23 (TB)  
2008—Buccaneers, 27-3 (TB)  
Panthers, 38-23 (C)  
2009—Panthers, 28-21 (TB)  
Panthers, 16-6 (C)  
2010—Buccaneers, 20-7 (C)  
Buccaneers, 31-16 (TB)  
2011—Panthers, 38-19 (TB)  
Panthers, 48-16 (C)  
2012—Buccaneers, 20-7 (TB)  
Buccaneers, 27-21 (C) OT  
2013—Panthers, 31-13 (TB)  
Panthers, 27-6 (C)  
2014—Panthers, 20-14 (TB)  
Panthers, 19-17 (C)  
2015—Panthers, 37-23 (TB)  
Panthers, 38-10 (C)  
2016—Buccaneers, 17-14 (C)  
Buccaneers, 17-16 (TB)  
2017—Panthers, 17-3 (TB)  
Panthers, 22-19 (C)  
2018—Panthers, 42-28 (C)  
Buccaneers, 24-17 (TB)  
2019—Buccaneers, 20-14 (C)  
Panthers, 37-26 (London)  
2020—Buccaneers, 31-17 (TB)  
Buccaneers, 46-23 (C)  
2021—Buccaneers, 32-6 (C)  
Buccaneers, 41-17 (TB)

(RS Pts.—Panthers 937, Buccaneers 842)

**CAROLINA vs. \*TENNESSEE**

RS: Series tied, 3-3

1996—Panthers, 31-6 (H)  
2003—Titans, 37-17 (C)  
2007—Titans, 20-7 (T)  
2011—Titans, 30-3 (C)  
2015—Panthers, 27-10 (T)  
2019—Panthers, 30-20 (C)

(RS Pts.—Titans 123, Panthers 115)

*\*Franchise in Houston prior to 1997; known as Oilers prior to 1999*

**CAROLINA vs. \*WASHINGTON**

RS: Commanders lead series, 10-7

1995—Redskins, 20-17 (W)  
1997—Redskins, 24-10 (C)  
1998—Redskins, 28-25 (C)  
1999—Redskins, 38-36 (W)  
2000—Redskins, 20-17 (W)  
2001—Redskins, 17-14 (W) OT  
2003—Panthers, 20-17 (C)  
2006—Redskins, 17-13 (W)  
2009—Panthers, 20-17 (C)  
2011—Panthers, 33-20 (C)  
2012—Panthers, 21-13 (W)  
2015—Panthers, 44-16 (C)  
2016—Panthers, 26-15 (W)  
2018—Redskins, 23-17 (W)  
2019—Redskins, 29-21 (C)  
2020—Panthers, 20-13 (W)  
2021—Washington, 27-21 (C)

(RS Pts.—Panthers 375, Commanders 354)

*\*Franchise known as Redskins prior to 2020; Washington Football Team prior to 2022*

**CHICAGO vs. ARIZONA**

RS: Bears lead series, 57-29-6;

See Arizona vs. Chicago

**CHICAGO vs. ATLANTA**

RS: Bears lead series, 15-13;

See Atlanta vs. Chicago

**CHICAGO vs. BALTIMORE**

RS: Bears lead series, 4-3;

See Baltimore vs. Chicago

**CHICAGO vs. BUFFALO**

RS: Bears lead series, 8-5;

See Buffalo vs. Chicago

**CHICAGO vs. CAROLINA**

RS: Bears lead series, 7-3;

PS: Panthers lead series, 1-0;

See Carolina vs. Chicago

**CHICAGO vs. CINCINNATI**

RS: Series tied, 6-6

1972—Bengals, 13-3 (Chi)  
1980—Bengals, 17-14 (Chi) OT

1986—Bears, 44-7 (Cin)

1989—Bears, 17-14 (Chi)

1992—Bengals, 31-28 (Chi) OT

1995—Bengals, 16-10 (Cin)

2001—Bears, 24-0 (Cin)

2005—Bengals, 24-7 (Chi)

2009—Bengals, 45-10 (Cin)

2013—Bears, 24-21 (Chi)

2017—Bears, 33-7 (Cin)

2021—Bears, 20-17 (Chi)

(RS Pts.—Bears 234, Bengals 212)

**CHICAGO vs. CLEVELAND**

RS: Browns lead series, 10-7

1951—Browns, 42-21 (Cle)

1954—Browns, 39-10 (Chi)

1960—Browns, 42-0 (Cle)

1961—Bears, 17-14 (Chi)

1967—Browns, 24-0 (Cle)

1969—Browns, 28-24 (Chi)

1972—Bears, 17-0 (Cle)

1980—Browns, 27-21 (Cle)

1986—Bears, 41-31 (Chi)

1989—Browns, 27-7 (Cle)

1992—Browns, 27-14 (Cle)

2001—Bears, 27-21 (Chi) OT

2005—Browns, 20-10 (Cle)

2009—Bears, 30-6 (Chi)

2013—Bears, 38-31 (Cle)

2017—Bears, 20-3 (Chi)

2021—Browns, 26-6 (Cle)

(RS Pts.—Browns 408, Bears 303)

**CHICAGO vs. DALLAS**

RS: Cowboys lead series, 13-12;

PS: Cowboys lead series, 2-0

1960—Bears, 17-7 (C)

1962—Bears, 34-33 (D)

1964—Cowboys, 24-10 (C)

1968—Cowboys, 34-3 (C)

1971—Bears, 23-19 (C)

1973—Cowboys, 20-17 (C)

1976—Cowboys, 31-21 (D)

1977—\*Cowboys, 37-7 (D)

1979—Cowboys, 24-20 (D)

1981—Cowboys, 10-9 (D)

1984—Cowboys, 23-14 (C)

1985—Bears, 44-0 (D)

1986—Bears, 24-10 (D)

1988—Bears, 17-7 (C)

1991—\*\*Cowboys, 17-13 (C)

1992—Cowboys, 27-14 (D)

1996—Bears, 22-6 (C)

1997—Cowboys, 27-3 (D)

1998—Bears, 13-12 (C)

2004—Cowboys, 21-7 (D)

2007—Cowboys, 34-10 (C)

2010—Bears, 27-20 (D)

2012—Bears, 34-18 (D)

2013—Bears, 45-28 (C)

2014—Cowboys, 41-28 (C)

2016—Cowboys, 31-17 (D)

2019—Bears, 31-24 (C)

(RS Pts.—Cowboys 531, Bears 504)

(PS Pts.—Cowboys 54, Bears 20)

*\*NFC Divisional Playoff*

*\*\*NFC First-Round Playoff*

**CHICAGO vs. DENVER**

RS: Series tied, 8-8

1971—Broncos, 6-3 (D)

1973—Bears, 33-14 (D)

1976—Broncos, 28-14 (C)

1978—Broncos, 16-7 (D)

1981—Bears, 35-24 (C)

1983—Bears, 31-14 (C)

1984—Bears, 27-0 (C)

1987—Broncos, 31-29 (D)

1990—Bears, 16-13 (D) OT

1993—Broncos, 13-3 (C)

1996—Broncos, 17-12 (D)

2003—Bears, 19-10 (D)

2007—Bears, 37-34 (C) OT

2011—Broncos, 13-10 (D) OT

2015—Broncos, 17-15 (C)

2019—Bears, 16-14 (D)

(RS Pts.—Bears 307, Broncos 264)

**CHICAGO vs. \*DETROIT**

RS: Bears lead series, 104-75-5

1930—Spartans, 7-6 (P)

Bears, 14-6 (C)

1931—Bears, 9-6 (C)

Spartans, 3-0 (P)

1932—Tie, 13-13 (C)

Tie, 7-7 (P)

Bears, 9-0 (C)

1933—Bears, 17-14 (C)

Bears, 17-7 (P)

1934—Bears, 19-16 (D)

Bears, 10-7 (C)

1935—Tie, 20-20 (C)

Lions, 14-2 (D)

1936—Bears, 12-10 (C)

Lions, 13-7 (D)

1937—Bears, 28-20 (C)

Bears, 13-0 (D)

1938—Lions, 13-7 (C)

Lions, 14-7 (D)

1939—Lions, 10-0 (C)

Bears, 23-13 (D)

1940—Bears, 7-0 (C)

Lions, 17-14 (D)

1941—Bears, 49-0 (C)

Bears, 24-7 (D)

1942—Bears, 16-0 (C)

Bears, 42-0 (D)

1943—Bears, 27-21 (D)

Bears, 35-14 (C)

1944—Tie, 21-21 (C)

Lions, 41-21 (D)

1945—Lions, 16-10 (D)

Lions, 35-28 (C)

1946—Bears, 42-6 (C)

Bears, 45-24 (D)

1947—Bears, 33-24 (C)

Bears, 34-14 (D)

1948—Bears, 28-0 (C)

Bears, 42-14 (D)

1949—Bears, 27-24 (C)

Bears, 28-7 (D)

1950—Bears, 35-21 (D)

Bears, 6-3 (C)

1951—Bears, 28-23 (D)

Lions, 41-28 (C)

1952—Bears, 24-23 (C)

Lions, 45-21 (D)

1953—Lions, 20-16 (C)

Lions, 13-7 (D)

1954—Lions, 48-23 (D)

Bears, 28-24 (C)

1955—Bears, 24-14 (D)

Bears, 21-20 (C)

1956—Lions, 42-10 (D)

Bears, 38-21 (C)

1957—Bears, 27-7 (D)

Lions, 21-13 (C)

## ALL-TIME TEAM VS. TEAM RESULTS

1958—Bears, 20-7 (D) Bears, 21-16 (C)	1997—Lions, 32-7 (C) Lions, 55-20 (D)	1932—Tie, 0-0 (GB) Packers, 2-0 (C) Bears, 9-0 (C)
1959—Bears, 24-14 (D) Bears, 25-14 (C)	1998—Bears, 31-27 (C) Lions, 26-3 (D)	1933—Bears, 14-7 (GB) Bears, 10-7 (C) Bears, 7-6 (C)
1960—Bears, 28-7 (C) Lions, 36-0 (D)	1999—Lions, 21-17 (D) Bears, 28-10 (C)	1934—Bears, 24-10 (GB) Bears, 27-14 (C)
1961—Bears, 31-17 (D) Lions, 16-15 (C)	2000—Lions, 21-14 (C) Bears, 23-20 (D)	1935—Packers, 7-0 (GB) Packers, 17-14 (C)
1962—Lions, 11-3 (D) Bears, 3-0 (C)	2001—Bears, 13-10 (C) Bears, 24-0 (D)	1936—Bears, 30-3 (GB) Packers, 21-10 (C)
1963—Bears, 37-21 (D) Bears, 24-14 (C)	2002—Lions, 23-20 (D) OT Bears, 20-17 (C) OT	1937—Bears, 14-2 (GB) Packers, 24-14 (C)
1964—Lions, 10-0 (C) Bears, 27-24 (D)	2003—Bears, 24-16 (C) Lions, 12-10 (D)	1938—Bears, 2-0 (GB) Packers, 24-17 (C)
1965—Bears, 38-10 (C) Bears, 17-10 (D)	2004—Lions, 20-16 (C) Lions, 19-13 (D)	1939—Packers, 21-16 (GB) Bears, 30-27 (C)
1966—Lions, 14-3 (D) Tie, 10-10 (C)	2005—Bears, 38-6 (C) Bears, 19-13 (D) OT	1940—Bears, 41-10 (GB) Bears, 14-7 (C)
1967—Bears, 14-3 (C) Bears, 27-13 (D)	2006—Bears, 34-7 (C) Bears, 26-21 (D)	1941—Bears, 25-17 (GB) Packers, 16-14 (C) **Bears, 33-14 (C)
1968—Lions, 42-0 (D) Lions, 28-10 (C)	2007—Lions, 37-27 (D) Lions, 16-7 (C)	1942—Bears, 44-28 (GB) Bears, 38-7 (C)
1969—Lions, 13-7 (D) Lions, 20-3 (C)	2008—Bears, 34-7 (D) Bears, 27-23 (C)	1943—Tie, 21-21 (GB) Bears, 21-7 (C)
1970—Lions, 28-14 (D) Lions, 16-10 (C)	2009—Bears, 48-24 (C) Bears, 37-23 (D)	1944—Packers, 42-28 (GB) Bears, 21-0 (C)
1971—Bears, 28-23 (D) Lions, 28-3 (C)	2010—Bears, 19-14 (C) Bears, 24-20 (D)	1945—Packers, 31-21 (GB) Bears, 28-24 (C)
1972—Lions, 38-24 (C) Lions, 14-0 (D)	2011—Lions, 24-13 (D) Bears, 37-13 (C)	1946—Bears, 30-7 (GB) Bears, 10-7 (C)
1973—Lions, 30-7 (C) Lions, 40-7 (D)	2012—Bears, 13-7 (C) Bears, 26-24 (D)	1947—Packers, 29-20 (GB) Bears, 20-17 (C)
1974—Bears, 17-9 (C) Lions, 34-17 (D)	2013—Lions, 40-32 (D) Lions, 21-19 (C)	1948—Bears, 45-7 (GB) Bears, 7-6 (C)
1975—Lions, 27-7 (D) Bears, 25-21 (C)	2014—Lions, 34-17 (D) Lions, 20-14 (C)	1949—Bears, 17-0 (GB) Bears, 24-3 (C)
1976—Bears, 10-3 (C) Lions, 14-10 (D)	2015—Lions, 37-34 (D) OT Lions, 24-20 (C)	1950—Packers, 31-21 (GB) Bears, 28-14 (C)
1977—Bears, 30-20 (C) Bears, 31-14 (D)	2016—Bears, 17-14 (C) Lions, 20-17 (D)	1951—Bears, 31-20 (GB) Bears, 24-13 (C)
1978—Bears, 19-0 (D) Lions, 21-17 (C)	2017—Lions, 27-24 (C) Lions, 20-10 (D)	1952—Bears, 24-14 (GB) Packers, 41-28 (C)
1979—Bears, 35-7 (C) Lions, 20-0 (D)	2018—Bears, 34-22 (C) Bears, 23-16 (D)	1953—Bears, 17-13 (GB) Tie, 21-21 (C)
1980—Bears, 24-7 (C) Bears, 23-17 (D) OT	2019—Bears, 20-13 (C) Bears, 24-20 (D)	1954—Bears, 10-3 (GB) Bears, 28-23 (C)
1981—Lions, 48-17 (D) Lions, 23-7 (C)	2020—Bears, 27-23 (D) Lions, 34-30 (C)	1955—Packers, 24-3 (GB) Bears, 52-31 (C)
1982—Lions, 17-10 (D) Bears, 20-17 (C)	2021—Bears, 24-14 (C) Bears, 16-14 (D)	1956—Bears, 37-21 (GB) Bears, 38-14 (C)
1983—Lions, 31-17 (D) Lions, 38-17 (C)	(RS Pts.—Bears 3,607, Lions 3,308) <i>*Franchise in Portsmouth prior to 1934 and known as the Spartans</i>	1957—Packers, 21-17 (GB) Bears, 21-14 (C)
1984—Bears, 16-14 (C) Bears, 30-13 (D)	<b>*CHICAGO vs. GREEN BAY</b> RS: Packers lead series, 102-94-6; PS: Series tied, 1-1	1958—Bears, 34-20 (GB) Bears, 24-10 (C)
1985—Bears, 24-3 (C) Bears, 37-17 (D)	1921—Staleys, 20-0 (C)	1959—Packers, 9-6 (GB) Bears, 28-17 (C)
1986—Bears, 13-7 (C) Bears, 16-13 (D)	1923—Bears, 3-0 (GB)	1960—Bears, 17-14 (GB) Packers, 41-13 (C)
1987—Bears, 30-10 (C)	1924—Bears, 3-0 (C)	1961—Packers, 24-0 (GB) Packers, 31-28 (C)
1988—Bears, 24-7 (D) Bears, 13-12 (C)	1925—Packers, 14-10 (GB) Bears, 21-0 (C)	1962—Packers, 49-0 (GB) Packers, 38-7 (C)
1989—Bears, 47-27 (D) Lions, 27-17 (C)	1926—Tie, 6-6 (GB) Bears, 19-13 (C)	1963—Bears, 10-3 (GB) Bears, 26-7 (C)
1990—Bears, 23-17 (C) OT Lions, 38-21 (D)	Tie, 3-3 (C)	1964—Packers, 23-12 (GB) Packers, 17-3 (C)
1991—Bears, 20-10 (C) Lions, 16-6 (D)	1927—Bears, 7-6 (GB) Bears, 14-6 (C)	1965—Packers, 23-14 (GB) Bears, 31-10 (C)
1992—Bears, 27-24 (C) Lions, 16-3 (D)	1928—Tie, 12-12 (GB) Packers, 16-6 (C)	1966—Packers, 17-0 (C) Packers, 13-6 (GB)
1993—Bears, 10-6 (D) Lions, 20-14 (C)	Packers, 6-0 (C)	1967—Packers, 13-10 (GB) Packers, 17-13 (C)
1994—Lions, 21-16 (D) Bears, 20-10 (C)	1929—Packers, 23-0 (GB) Packers, 14-0 (C)	1968—Bears, 13-10 (GB) Packers, 28-27 (C)
1995—Lions, 24-17 (C) Lions, 27-7 (D)	Packers, 25-0 (C)	
1996—Lions, 35-16 (D) Bears, 31-14 (C)	1930—Packers, 7-0 (GB) Packers, 13-12 (C) Bears, 21-0 (C)	
	1931—Packers, 7-0 (GB) Packers, 6-2 (C) Bears, 7-6 (C)	

## ALL-TIME TEAM VS. TEAM RESULTS

1969—Packers, 17-0 (GB)  
Packers, 21-3 (C)  
1970—Packers, 20-19 (GB)  
Bears, 35-17 (C)  
1971—Packers, 17-14 (C)  
Packers, 31-10 (GB)  
1972—Packers, 20-17 (GB)  
Packers, 23-17 (C)  
1973—Bears, 31-17 (GB)  
Packers, 21-0 (C)  
1974—Bears, 10-9 (C)  
Packers, 20-3 (Mil)  
1975—Bears, 27-14 (C)  
Packers, 28-7 (GB)  
1976—Bears, 24-13 (C)  
Bears, 16-10 (GB)  
1977—Bears, 26-0 (GB)  
Bears, 21-10 (C)  
1978—Packers, 24-14 (GB)  
Bears, 14-0 (C)  
1979—Bears, 6-3 (C)  
Bears, 15-14 (GB)  
1980—Packers, 12-6 (GB) OT  
Bears, 61-7 (C)  
1981—Packers, 16-9 (C)  
Packers, 21-17 (GB)  
1983—Packers, 31-28 (GB)  
Bears, 23-21 (C)  
1984—Bears, 9-7 (GB)  
Packers, 20-14 (C)  
1985—Bears, 23-7 (C)  
Bears, 16-10 (GB)  
1986—Bears, 25-12 (GB)  
Bears, 12-10 (C)  
1987—Bears, 26-24 (GB)  
Bears, 23-10 (C)  
1988—Bears, 24-6 (GB)  
Bears, 16-0 (C)  
1989—Packers, 14-13 (GB)  
Packers, 40-28 (C)  
1990—Bears, 31-13 (GB)  
Bears, 27-13 (C)  
1991—Bears, 10-0 (GB)  
Bears, 27-13 (C)  
1992—Bears, 30-10 (GB)  
Packers, 17-3 (C)  
1993—Packers, 17-3 (GB)  
Bears, 30-17 (C)  
1994—Packers, 33-6 (C)  
Packers, 40-3 (GB)  
1995—Packers, 27-24 (C)  
Packers, 35-28 (GB)  
1996—Packers, 37-6 (C)  
Packers, 28-17 (GB)  
1997—Packers, 38-24 (GB)  
Packers, 24-23 (C)  
1998—Packers, 26-20 (GB)  
Packers, 16-13 (C)  
1999—Bears, 14-13 (GB)  
Packers, 35-19 (C)  
2000—Bears, 27-24 (GB)  
Packers, 28-6 (C)  
2001—Packers, 20-12 (C)  
Packers, 17-7 (GB)  
2002—Packers, 34-21 (C)  
Packers, 30-20 (GB)  
2003—Packers, 38-23 (C)  
Packers, 34-21 (GB)  
2004—Bears, 21-10 (GB)  
Packers, 31-14 (C)  
2005—Bears, 19-7 (C)  
Bears, 24-17 (GB)  
2006—Bears, 26-0 (GB)  
Packers, 26-7 (C)  
2007—Bears, 27-20 (GB)  
Bears, 35-7 (C)  
2008—Packers, 37-3 (GB)  
Bears, 20-17 (C) OT

2009—Packers, 21-15 (GB)  
Packers, 21-14 (C)  
2010—Bears, 20-17 (C)  
Packers, 10-3 (GB)  
\*\*\*Packers, 21-14 (C)  
2011—Packers, 27-17 (C)  
Packers, 35-21 (GB)  
2012—Packers, 23-10 (GB)  
Packers, 21-13 (C)  
2013—Bears, 27-20 (GB)  
Packers, 33-28 (C)  
2014—Packers, 38-17 (C)  
Packers, 55-14 (GB)  
2015—Packers, 31-23 (C)  
Bears, 17-13 (GB)  
2016—Packers, 26-10 (GB)  
Packers, 30-27 (C)  
2017—Packers, 35-14 (GB)  
Packers, 23-16 (C)  
2018—Packers, 24-23 (GB)  
Bears, 24-17 (C)  
2019—Packers, 10-3 (C)  
Packers, 21-13 (GB)  
2020—Packers, 41-25 (GB)  
Packers, 35-16 (C)  
2021—Packers, 24-14 (C)  
Packers, 45-30 (GB)  
(RS Pts.—Packers 3,575, Bears 3,462)  
(PS Pts.—Bears 47, Packers 35)  
*\*Bears known as Staleys prior to 1922*  
*\*\*Division Playoff*  
*\*\*\*NFC Championship*  
**CHICAGO vs. HOUSTON**  
RS: Texans lead series, 4-1  
2004—Texans, 24-5 (C)  
2008—Texans, 31-24 (H)  
2012—Texans, 13-6 (C)  
2016—Texans, 23-14 (H)  
2020—Bears, 36-7 (C)  
(RS Pts.—Texans 98, Bears 85)  
**CHICAGO vs. INDIANAPOLIS**  
RS: Colts lead series, 24-19;  
PS: Colts lead series, 1-0  
1953—Colts, 13-9 (B)  
Colts, 16-14 (C)  
1954—Bears, 28-9 (C)  
Bears, 28-13 (B)  
1955—Colts, 23-17 (B)  
Bears, 38-10 (C)  
1956—Colts, 28-21 (B)  
Bears, 58-27 (C)  
1957—Colts, 21-10 (B)  
Colts, 29-14 (C)  
1958—Colts, 51-38 (B)  
Colts, 17-0 (C)  
1959—Bears, 26-21 (B)  
Colts, 21-7 (C)  
1960—Colts, 42-7 (B)  
Colts, 24-20 (C)  
1961—Bears, 24-10 (C)  
Bears, 21-20 (B)  
1962—Bears, 35-15 (C)  
Bears, 57-0 (B)  
1963—Bears, 10-3 (C)  
Bears, 17-7 (B)  
1964—Colts, 52-0 (B)  
Colts, 40-24 (C)  
1965—Colts, 26-21 (C)  
Bears, 13-0 (B)  
1966—Bears, 27-17 (C)  
Colts, 21-16 (B)  
1967—Colts, 24-3 (C)  
1968—Colts, 28-7 (B)  
1969—Colts, 24-21 (C)  
1970—Colts, 21-20 (B)  
1975—Colts, 35-7 (C)  
1983—Colts, 22-19 (B) OT  
1985—Bears, 17-10 (C)

1988—Bears, 17-13 (I)  
1991—Bears, 31-17 (I)  
2000—Bears, 27-24 (C)  
2004—Colts, 41-10 (C)  
2006—\*\*Colts, 29-17 (South Florida)  
2008—Bears, 29-13 (I)  
2012—Bears, 41-21 (C)  
2016—Colts, 29-13 (I)  
2020—Colts, 19-11 (C)  
(RS Pts.—Colts 917, Bears 883)  
(PS: Pts.—Colts 29, Bears 17)  
*\*Franchise in Baltimore prior to 1984*  
*\*\*Super Bowl XLI*  
**CHICAGO vs. JACKSONVILLE**  
RS: Bears lead series, 5-3  
1995—Bears, 30-27 (J)  
1998—Jaguars, 24-23 (C)  
2001—Bears, 33-13 (C)  
2004—Jaguars, 22-3 (J)  
2008—Bears, 23-10 (C)  
2012—Bears, 41-3 (J)  
2016—Jaguars, 17-16 (C)  
2020—Bears, 41-17 (J)  
(RS Pts.—Bears 210, Jaguars 133)  
**CHICAGO vs. KANSAS CITY**  
RS: Bears lead series, 7-6  
1973—Chiefs, 19-7 (KC)  
1977—Bears, 28-27 (C)  
1981—Bears, 16-13 (KC) OT  
1987—Bears, 31-28 (C)  
1990—Chiefs, 21-10 (C)  
1993—Bears, 19-17 (KC)  
1996—Chiefs, 14-10 (KC)  
1999—Bears, 20-17 (C)  
2003—Chiefs, 31-3 (KC)  
2007—Bears, 20-10 (C)  
2011—Chiefs, 10-3 (C)  
2015—Bears, 18-17 (KC)  
2019—Chiefs, 26-3 (C)  
(RS Pts.—Chiefs 250, Bears 188)  
**CHICAGO vs. LAS VEGAS**  
RS: Series tied, 8-8  
1972—Raiders, 28-21 (O)  
1976—Raiders, 28-27 (C)  
1978—Raiders, 25-19 (C) OT  
1981—Bears, 23-6 (O)  
1984—Bears, 17-6 (C)  
1987—Bears, 6-3 (LA)  
1990—Raiders, 24-10 (LA)  
1993—Raiders, 16-14 (C)  
1996—Bears, 19-17 (C)  
1999—Raiders, 24-17 (O)  
2003—Bears, 24-21 (C)  
2007—Bears, 17-6 (O)  
2011—Raiders, 25-20 (O)  
2015—Bears, 22-20 (C)  
2019—Raiders, 24-21 (London)  
2021—Bears, 20-9 (LV)  
(RS Pts.—Bears 297, Raiders 282)  
*\*Franchise in Los Angeles from 1982-94 and in Oakland from 1960-81 and from 1995-2019*  
**CHICAGO vs. L.A. CHARGERS**  
RS: Bears lead series, 7-6  
1970—Chargers, 20-7 (C)  
1974—Chargers, 28-21 (SD)  
1978—Chargers, 40-7 (SD)  
1981—Bears, 20-17 (C) OT  
1984—Chargers, 20-7 (SD)  
1993—Bears, 16-13 (SD)  
1996—Bears, 27-14 (C)  
1999—Bears, 23-20 (SD) OT  
2003—Bears, 20-7 (C)  
2007—Chargers, 14-3 (SD)  
2011—Bears, 31-20 (C)  
2015—Bears, 22-19 (SD)  
2019—Chargers, 17-16 (C)  
(RS Pts.—Chargers 249, Bears 220)  
*\*Franchise in San Diego from 1961-2016*

## ALL-TIME TEAM VS. TEAM RESULTS

**CHICAGO vs. \*L.A. RAMS**

RS: Bears lead series, 53-38-3:

PS: Series tied, 1-1

1937—Bears, 20-2 (Cle)  
Bears, 15-7 (C)  
1938—Rams, 14-7 (C)  
Rams, 23-21 (Cle)  
1939—Bears, 30-21 (Cle)  
Bears, 35-21 (C)  
1940—Bears, 21-14 (Cle)  
Bears, 47-25 (C)  
1941—Bears, 48-21 (Cle)  
Bears, 31-13 (C)  
1942—Bears, 21-7 (Cle)  
Bears, 47-0 (C)  
1944—Rams, 19-7 (Cle)  
Bears, 28-21 (C)  
1945—Rams, 17-0 (Cle)  
Rams, 41-21 (C)  
1946—Tie, 28-28 (C)  
Bears, 27-21 (LA)  
1947—Bears, 41-21 (LA)  
Rams, 17-14 (C)  
1948—Bears, 42-21 (C)  
Bears, 21-6 (LA)  
1949—Rams, 31-16 (C)  
Rams, 27-24 (LA)  
1950—Bears, 24-20 (LA)  
Rams, 24-14 (C)  
\*\*Rams, 24-14 (LA)  
1951—Rams, 42-17 (C)  
1952—Rams, 31-7 (LA)  
Rams, 40-24 (C)  
1953—Rams, 38-24 (LA)  
Bears, 24-21 (C)  
1954—Rams, 42-38 (LA)  
Bears, 24-13 (C)  
1955—Bears, 31-20 (LA)  
Bears, 24-3 (C)  
1956—Bears, 35-24 (LA)  
Bears, 30-21 (C)  
1957—Bears, 34-26 (C)  
Bears, 16-10 (LA)  
1958—Bears, 31-10 (C)  
Rams, 41-35 (LA)  
1959—Rams, 28-21 (C)  
Bears, 26-21 (LA)  
1960—Bears, 34-27 (C)  
Tie, 24-24 (LA)  
1961—Bears, 21-17 (LA)  
Bears, 28-24 (C)  
1962—Bears, 27-23 (LA)  
Bears, 30-14 (C)  
1963—Bears, 52-14 (LA)  
Bears, 6-0 (C)  
1964—Bears, 38-17 (C)  
Bears, 34-24 (LA)  
1965—Rams, 30-28 (LA)  
Bears, 31-6 (C)  
1966—Rams, 31-17 (LA)  
Bears, 17-10 (C)  
1967—Rams, 28-17 (C)  
1968—Bears, 17-16 (LA)  
1969—Rams, 9-7 (C)  
1971—Rams, 17-3 (LA)  
1972—Tie, 13-13 (C)  
1973—Rams, 26-0 (C)  
1975—Rams, 38-10 (LA)  
1976—Rams, 20-12 (LA)  
1977—Bears, 24-23 (C)  
1979—Bears, 27-23 (C)  
1981—Rams, 24-7 (C)  
1982—Bears, 34-26 (LA)  
1983—Rams, 21-14 (LA)  
1984—Rams, 29-13 (LA)  
1985—\*\*Bears, 24-0 (C)  
1986—Rams, 20-17 (C)  
1988—Rams, 23-3 (LA)

1989—Bears, 20-10 (C)  
1990—Bears, 38-9 (C)  
1993—Rams, 20-6 (LA)  
1994—Bears, 27-13 (C)  
1995—Rams, 34-28 (StL)  
1996—Bears, 35-9 (C)  
1997—Bears, 13-10 (StL)  
1998—Rams, 20-12 (C)  
1999—Rams, 34-12 (StL)  
2002—Rams, 21-16 (StL)  
2003—Rams, 23-21 (C)  
2006—Bears, 42-27 (StL)  
2008—Bears, 27-3 (StL)  
2009—Bears, 17-9 (C)  
2012—Bears, 23-6 (C)  
2013—Rams, 42-21 (StL)  
2015—Bears, 37-13 (StL)  
2018—Bears, 15-6 (C)  
2019—Rams, 17-7 (LA)  
2020—Rams, 24-10 (LA)  
2021—Rams, 34-14 (LA)  
(RS Pts.—Bears 2,147, Rams 1,904)  
(PS Pts.—Bears 38, Rams 24)  
*\*Franchise in St. Louis from 1995-2015 and in Cleveland prior to 1946*  
*\*\*Conference Playoff*  
*\*\*\*NFC Championship*  
**CHICAGO vs. MIAMI**  
RS: Dolphins lead series, 9-4  
1971—Dolphins, 34-3 (M)  
1975—Dolphins, 46-13 (C)  
1979—Dolphins, 31-16 (M)  
1985—Dolphins, 38-24 (M)  
1988—Bears, 34-7 (C)  
1991—Dolphins, 16-13 (C) OT  
1994—Bears, 17-14 (M)  
1997—Bears, 36-33 (M) OT  
2002—Dolphins, 27-9 (M)  
2006—Dolphins, 31-13 (C)  
2010—Bears, 16-0 (M)  
2014—Dolphins, 27-14 (C)  
2018—Dolphins, 31-28 (M) OT  
(RS Pts.—Dolphins 335, Bears 236)  
**CHICAGO vs. MINNESOTA**  
RS: Vikings lead series, 63-56-2:  
PS: Bears lead series, 1-0  
1961—Vikings, 37-13 (M)  
Bears, 52-35 (C)  
1962—Bears, 13-0 (M)  
Bears, 31-30 (C)  
1963—Bears, 28-7 (M)  
Tie, 17-17 (C)  
1964—Bears, 34-28 (M)  
Vikings, 41-14 (C)  
1965—Bears, 45-37 (M)  
Vikings, 24-17 (C)  
1966—Bears, 13-10 (M)  
Bears, 41-28 (C)  
1967—Bears, 17-7 (M)  
Tie, 10-10 (C)  
1968—Bears, 27-17 (M)  
Bears, 26-24 (C)  
1969—Vikings, 31-0 (C)  
Vikings, 31-14 (M)  
1970—Vikings, 24-0 (C)  
Vikings, 16-13 (M)  
1971—Bears, 20-17 (M)  
Vikings, 27-10 (C)  
1972—Bears, 13-10 (C)  
Vikings, 23-10 (M)  
1973—Vikings, 22-13 (C)  
Vikings, 31-13 (M)  
1974—Vikings, 11-7 (M)  
Vikings, 17-0 (C)  
1975—Vikings, 28-3 (M)  
Vikings, 13-9 (C)  
1976—Vikings, 20-19 (M)  
Bears, 14-13 (C)

1977—Vikings, 22-16 (M) OT  
Bears, 10-7 (C)  
1978—Vikings, 24-20 (C)  
Vikings, 17-14 (M)  
1979—Bears, 26-7 (C)  
Vikings, 30-27 (M)  
1980—Vikings, 34-14 (C)  
Vikings, 13-7 (M)  
1981—Vikings, 24-21 (M)  
Bears, 10-9 (C)  
1982—Vikings, 35-7 (M)  
1983—Vikings, 23-14 (C)  
Bears, 19-13 (M)  
1984—Bears, 16-7 (C)  
Bears, 34-3 (M)  
1985—Bears, 33-24 (M)  
Bears, 27-9 (C)  
1986—Bears, 23-0 (C)  
Vikings, 23-7 (M)  
1987—Bears, 27-7 (C)  
Bears, 30-24 (M)  
1988—Vikings, 31-7 (C)  
Vikings, 28-27 (M)  
1989—Bears, 38-7 (C)  
Vikings, 27-16 (M)  
1990—Bears, 19-16 (C)  
Vikings, 41-13 (M)  
1991—Bears, 10-6 (C)  
Bears, 34-17 (M)  
1992—Vikings, 21-20 (M)  
Vikings, 38-10 (C)  
1993—Vikings, 10-7 (M)  
Vikings, 19-12 (C)  
1994—Vikings, 42-14 (C)  
Vikings, 33-27 (M) OT  
\*Bears, 35-18 (M)  
1995—Bears, 31-14 (C)  
Bears, 14-6 (M)  
1996—Vikings, 20-14 (C)  
Bears, 15-13 (M)  
1997—Vikings, 27-24 (C)  
Vikings, 29-22 (M)  
1998—Vikings, 31-28 (C)  
Vikings, 48-22 (M)  
1999—Bears, 24-22 (M)  
Vikings, 27-24 (C) OT  
2000—Vikings, 30-27 (M)  
Vikings, 28-16 (C)  
2001—Bears, 17-10 (C)  
Bears, 13-6 (M)  
2002—Bears, 27-23 (C)  
Vikings, 25-7 (M)  
2003—Vikings, 24-13 (M)  
Bears, 13-10 (C)  
2004—Vikings, 27-22 (M)  
Bears, 24-14 (C)  
2005—Bears, 28-3 (C)  
Vikings, 34-10 (M)  
2006—Bears, 19-16 (M)  
Bears, 23-13 (C)  
2007—Vikings, 34-31 (C)  
Vikings, 20-13 (M)  
2008—Bears, 48-41 (C)  
Vikings, 34-14 (M)  
2009—Vikings, 36-10 (M)  
Bears, 36-30 (C) OT  
2010—Bears, 27-13 (C)  
Bears, 40-14 (M)  
2011—Bears, 39-10 (C)  
Bears, 17-13 (M)  
2012—Bears, 28-10 (C)  
Vikings, 21-14 (M)  
2013—Bears, 31-30 (C)  
Vikings, 23-20 (M) OT  
2014—Bears, 21-13 (C)  
Vikings, 13-9 (M)  
2015—Vikings, 23-20 (C)  
Vikings, 38-17 (M)



## ALL-TIME TEAM VS. TEAM RESULTS

2016—Bears, 20-10 (C)  
 Vikings, 38-10 (M)  
 2017—Vikings, 20-17 (C)  
 Vikings, 23-10 (M)  
 2018—Bears, 25-20 (C)  
 Bears, 24-10 (M)  
 2019—Bears, 16-6 (C)  
 Bears, 21-19 (M)  
 2020—Vikings, 19-13 (C)  
 Bears, 33-27 (M)  
 2021—Vikings, 17-9 (C)  
 Vikings, 31-17 (M)

RS Pts.—Vikings 2,533, Bears 2,339  
 (PS Pts.—Bears 35, Vikings 18)

*\*NFC First-Round Playoff***CHICAGO vs. NEW ENGLAND**

RS: Patriots lead series, 10-3;

PS: Bears lead series, 1-0

1973—Patriots, 13-10 (C)  
 1979—Patriots, 27-7 (C)  
 1982—Bears, 26-13 (C)  
 1985—Bears, 20-7 (C)  
 \*Bears, 46-10 (New Orleans)  
 1988—Patriots, 30-7 (NE)  
 1994—Patriots, 13-3 (C)  
 1997—Patriots, 31-3 (NE)  
 2000—Bears, 24-17 (C)  
 2002—Patriots, 33-30 (C)  
 2006—Patriots, 17-13 (NE)  
 2010—Patriots, 36-7 (C)  
 2014—Patriots, 51-23 (NE)  
 2018—Patriots, 38-31 (C)  
 (RS Pts.—Patriots 326, Bears 204)  
 (PS Pts.—Bears 46, Patriots 10)  
*\*Super Bowl XX*

**CHICAGO vs. NEW ORLEANS**

RS: Saints lead series, 17-13;

PS: Bears lead series, 2-1

1968—Bears, 23-17 (NO)  
 1970—Bears, 24-3 (NO)  
 1971—Bears, 35-14 (C)  
 1973—Saints, 21-16 (NO)  
 1974—Bears, 24-10 (C)  
 1975—Bears, 42-17 (NO)  
 1977—Saints, 42-24 (C)  
 1980—Bears, 22-3 (C)  
 1982—Saints, 10-0 (C)  
 1983—Saints, 34-31 (NO) OT  
 1984—Bears, 20-7 (C)  
 1987—Saints, 19-17 (C)  
 1990—Bears, 16-6 (C)  
 1991—Bears, 20-17 (NO)  
 1992—Saints, 28-6 (NO)  
 1994—Bears, 17-7 (C)  
 1996—Saints, 27-24 (NO)  
 1997—Saints, 20-17 (C)  
 1999—Bears, 14-10 (C)  
 2000—Saints, 31-10 (C)  
 2002—Saints, 29-23 (C)  
 2003—Saints, 20-13 (NO)  
 2005—Bears, 20-17 (Baton Rouge)  
 2006—\*Bears, 39-14 (C)  
 2007—Bears, 33-25 (C)  
 2008—Bears, 27-24 (C) OT  
 2011—Saints, 30-13 (NO)  
 2013—Saints, 26-18 (C)  
 2014—Saints, 31-15 (C)  
 2017—Saints, 20-12 (NO)  
 2019—Saints, 36-25 (C)  
 2020—Saints, 26-23 (C) OT  
 \*Saints, 21-9 (NO)

(RS Pts.—Saints 621, Bears 608)

(PS Pts.—Bears 64, Saints 41)

*\*NFC First-Round Playoff**\*NFL Championship***CHICAGO vs. N.Y. GIANTS**

RS: Bears lead series, 31-21-2;

PS: Bears lead series, 5-3

1925—Bears, 19-7 (NY)  
 Giants, 9-0 (C)  
 1926—Bears, 7-0 (C)  
 1927—Giants, 13-7 (NY)  
 1928—Bears, 13-0 (C)  
 1929—Giants, 26-14 (C)  
 Giants, 34-0 (NY)  
 Giants, 14-9 (C)  
 1930—Giants, 12-0 (C)  
 Bears, 12-0 (NY)  
 1931—Bears, 6-0 (C)  
 Bears, 12-6 (NY)  
 Giants, 25-6 (C)  
 1932—Bears, 28-8 (NY)  
 Bears, 6-0 (C)  
 1933—Bears, 14-10 (C)  
 Giants, 3-0 (NY)  
 \*Bears, 23-21 (C)  
 1934—Bears, 27-7 (C)  
 Bears, 10-9 (NY)  
 \*Giants, 30-13 (NY)

1935—Bears, 20-3 (NY)  
 Giants, 3-0 (C)  
 1936—Bears, 25-7 (NY)  
 1937—Tie, 3-3 (NY)  
 1939—Giants, 16-13 (NY)  
 1940—Bears, 37-21 (NY)  
 1941—Bears, 37-9 (C)  
 1942—Bears, 26-7 (NY)  
 1943—Bears, 56-7 (NY)  
 1946—Giants, 14-0 (NY)  
 \*Bears, 24-14 (NY)  
 1948—Bears, 35-14 (C)  
 1949—Giants, 35-28 (NY)  
 1956—Tie, 17-17 (NY)  
 \*Giants, 47-7 (NY)

1962—Giants, 26-24 (C)  
 1963—\*Bears, 14-10 (C)  
 1965—Bears, 35-14 (NY)  
 1967—Bears, 34-7 (C)  
 1969—Giants, 28-24 (NY)  
 1970—Bears, 24-16 (NY)  
 1974—Bears, 16-13 (C)  
 1977—Bears, 12-9 (NY) OT  
 1985—\*Bears, 21-0 (C)  
 1987—Bears, 34-19 (C)  
 1990—\*Giants, 31-3 (NY)  
 1991—Bears, 20-17 (C)  
 1992—Giants, 27-14 (C)  
 1993—Giants, 26-20 (C)  
 1995—Bears, 27-24 (NY)  
 2000—Giants, 14-7 (C)  
 2004—Bears, 28-21 (NY)  
 2006—Bears, 38-20 (NY)  
 2007—Giants, 21-16 (C)  
 2010—Giants, 17-3 (NY)  
 2013—Bears, 27-21 (C)  
 2016—Giants, 22-16 (NY)  
 2018—Giants, 30-27 (NY) OT  
 2019—Bears, 19-14 (C)  
 2020—Bears, 17-13 (C)  
 2021—Bears, 29-3 (C)

(RS Pts.—Bears 961, Giants 752)

(PS Pts.—Giants 162, Bears 142)

*\*NFL Championship**\*NFC Divisional Playoff***CHICAGO vs. N.Y. JETS**

RS: Bears lead series, 9-3

1974—Jets, 23-21 (C)

1979—Bears, 23-13 (C)  
 1985—Bears, 19-6 (NY)  
 1991—Bears, 19-13 (C) OT  
 1994—Bears, 19-7 (NY)  
 1997—Jets, 23-15 (C)  
 2000—Jets, 17-10 (NY)  
 2002—Bears, 20-13 (C)  
 2006—Bears, 10-0 (NY)  
 2010—Bears, 38-34 (C)

2014—Bears, 27-19 (NY)  
 2018—Bears, 24-10 (C)  
 (RS Pts.—Bears 245, Jets 178)

**CHICAGO vs. PHILADELPHIA**

RS: Bears lead series, 28-13-1;

PS: Eagles lead series, 3-1

1933—Tie, 3-3 (P)  
 1935—Bears, 39-0 (P)  
 1936—Bears, 17-0 (P)  
 Bears, 28-7 (P)  
 1938—Bears, 28-6 (P)  
 1939—Bears, 27-14 (C)  
 1941—Bears, 49-14 (P)  
 1942—Bears, 45-14 (C)  
 1944—Bears, 28-7 (P)  
 1946—Bears, 21-14 (C)  
 1947—Bears, 40-7 (C)  
 1948—Eagles, 12-7 (P)  
 1949—Bears, 38-21 (C)  
 1955—Bears, 17-10 (C)  
 1961—Eagles, 16-14 (P)  
 1963—Bears, 16-7 (C)  
 1968—Bears, 29-16 (P)  
 1970—Bears, 20-16 (C)  
 1972—Bears, 21-12 (P)  
 1975—Bears, 15-13 (C)  
 1979—\*Eagles, 27-17 (P)  
 1980—Eagles, 17-14 (P)  
 1983—Bears, 7-6 (P)  
 Bears, 17-14 (C)

1986—Bears, 13-10 (C) OT  
 1987—Bears, 35-3 (P)  
 1988—\*Bears, 20-12 (C)  
 1989—Bears, 27-13 (C)  
 1993—Bears, 17-6 (P)  
 1994—Eagles, 30-22 (P)  
 1995—Bears, 20-14 (C)  
 1999—Eagles, 20-16 (C)  
 2000—Eagles, 13-9 (P)  
 2001—\*Eagles, 33-19 (C)  
 2002—Eagles, 19-13 (C)  
 2004—Eagles, 19-9 (C)  
 2007—Bears, 19-16 (P)  
 2008—Bears, 24-20 (C)  
 2009—Eagles, 24-20 (C)  
 2010—Bears, 31-26 (C)  
 2011—Bears, 30-24 (P)  
 2013—Eagles, 54-11 (P)  
 2016—Eagles, 29-14 (C)  
 2017—Eagles, 31-3 (C)  
 2018—\*Eagles, 16-15 (C)  
 2019—Eagles, 22-14 (P)  
 (RS Pts.—Bears 887, Eagles 639)  
 (PS Pts.—Eagles 88, Bears 71)

*\*NFC First-Round Playoff**\*NFC Divisional Playoff***CHICAGO vs. \*PITTSBURGH**

RS: Bears lead series, 19-8-1

1934—Bears, 28-0 (P)

1935—Bears, 23-7 (P)

1936—Bears, 27-9 (P)

Bears, 26-7 (C)

1937—Bears, 7-0 (P)

1939—Bears, 32-0 (P)

1941—Bears, 34-7 (C)

1945—Bears, 28-7 (C)

1947—Bears, 49-7 (C)

1949—Bears, 30-21 (C)

1958—Steelers, 24-10 (P)

1959—Bears, 27-21 (C)

1963—Tie, 17-17 (P)

1967—Steelers, 41-13 (P)

1969—Bears, 38-7 (C)

1971—Bears, 17-15 (C)

1975—Steelers, 34-3 (P)

1980—Steelers, 38-3 (P)

1986—Bears, 13-10 (C) OT

1989—Bears, 20-0 (P)

## ALL-TIME TEAM VS. TEAM RESULTS

1992—Bears, 30-6 (C)	2016—Bears, 26-6 (C)	1999—Buccaneers, 6-3 (TB)
1995—Steelers, 37-34 (C) OT	2017—49ers, 15-14 (C)	Buccaneers, 20-6 (C)
1998—Steelers, 17-12 (P)	2018—Bears, 14-9 (SF)	2000—Buccaneers, 41-0 (TB)
2005—Steelers, 21-9 (P)	2021—49ers, 33-22 (C)	Bears, 13-10 (C)
2009—Bears, 17-14 (C)	(RS Pts.—49ers 1,428, Bears 1,325)	2001—Bears, 27-24 (TB)
2013—Bears, 40-23 (P)	(PS Pts.—49ers 95, Bears 18)	Bears, 27-3 (C)
2017—Bears, 23-17 (C) OT	<i>*NFC Championship</i>	2002—Buccaneers, 15-0 (C)
2021—Steelers, 29-27 (P)	<i>*NFC Divisional Playoff</i>	2004—Buccaneers, 19-7 (TB)
(RS Pts.—Bears 637, Steelers 436)	<b>CHICAGO vs. SEATTLE</b>	2005—Bears, 13-10 (TB)
<i>*Steelers known as Pirates prior to 1940</i>	RS: Seahawks lead series, 11-6;	2006—Bears, 34-31 (C) OT
<b>CHICAGO vs. SAN FRANCISCO</b>	PS: Bears lead series, 2-0	2008—Buccaneers, 27-24 (C) OT
RS: Series tied, 32-32-1;	1976—Bears, 34-7 (S)	2011—Bears, 24-18 (London)
PS: 49ers lead series, 3-0	1978—Seahawks, 31-29 (C)	2014—Bears, 21-13 (C)
1950—Bears, 32-20 (SF)	1982—Seahawks, 20-14 (S)	2015—Bears, 26-21 (TB)
Bears, 17-0 (C)	1984—Seahawks, 38-9 (S)	2016—Buccaneers, 36-10 (TB)
1951—Bears, 13-7 (C)	1987—Seahawks, 34-21 (C)	2017—Buccaneers, 29-7 (TB)
1952—49ers, 40-16 (C)	1990—Bears, 17-0 (C)	2018—Bears, 48-10 (C)
Bears, 20-17 (SF)	1999—Seahawks, 14-13 (C)	2020—Bears, 20-19 (C)
1953—49ers, 35-28 (C)	2003—Seahawks, 24-17 (S)	2021—Buccaneers, 38-3 (TB)
49ers, 24-14 (SF)	2006—Bears, 37-6 (C)	(RS Pts.—Bears 1,302, Buccaneers 1,019)
1954—49ers, 31-24 (C)	*Bears, 27-24 (C) OT	<b>CHICAGO vs. TENNESSEE</b>
Bears, 31-27 (SF)	2007—Seahawks, 30-23 (S)	RS: Titans lead series, 7-6
1955—49ers, 20-19 (C)	2009—Bears, 25-19 (S)	1973—Bears, 35-14 (C)
Bears, 34-23 (SF)	2010—Seahawks, 23-20 (C)	1977—Oilers, 47-0 (H)
1956—Bears, 31-7 (C)	*Bears, 35-24 (C)	1980—Oilers, 10-6 (C)
Bears, 38-21 (SF)	2011—Seahawks, 38-14 (C)	1986—Bears, 20-7 (H)
1957—49ers, 21-17 (C)	2012—Seahawks, 23-17 (C) OT	1989—Oilers, 33-28 (C)
49ers, 21-17 (SF)	2015—Seahawks, 26-0 (S)	1992—Oilers, 24-7 (H)
1958—Bears, 28-6 (C)	2018—Bears, 24-17 (C)	1995—Bears, 35-32 (C)
Bears, 27-14 (SF)	2021—Bears, 25-24 (S)	1998—Bears, 23-20 (T)
1959—49ers, 20-17 (SF)	(RS Pts.—Seahawks 374, Bears 339)	2004—Bears, 19-17 (T) OT
Bears, 14-3 (C)	(PS Pts.—Bears 62, Seahawks 48)	2008—Titans, 21-14 (C)
1960—Bears, 27-10 (C)	<i>*NFC Divisional Playoff</i>	2012—Bears, 51-20 (T)
49ers, 25-7 (SF)	<b>CHICAGO vs. TAMPA BAY</b>	2016—Titans, 27-21 (C)
1961—Bears, 31-0 (C)	RS: Bears lead series, 40-21	2020—Titans, 24-17 (T)
49ers, 41-31 (SF)	1977—Bears, 10-0 (TB)	(RS Pts.—Titans 296, Bears 276)
1962—Bears, 30-14 (SF)	1978—Buccaneers, 33-19 (TB)	<i>*Franchise in Houston prior to 1997; known</i>
49ers, 34-27 (C)	Bears, 14-3 (C)	<i>as Oilers prior to 1999</i>
1963—49ers, 20-14 (SF)	1979—Buccaneers, 17-13 (C)	<b>CHICAGO vs. WASHINGTON</b>
Bears, 27-7 (C)	Bears, 14-0 (TB)	RS: Commanders lead series, 22-21-1;
1964—49ers, 31-21 (SF)	1980—Bears, 23-0 (C)	PS: Commanders lead series, 4-3
Bears, 23-21 (C)	Bears, 14-13 (TB)	1932—Tie, 7-7 (B)
1965—49ers, 52-24 (SF)	1981—Bears, 28-17 (C)	1933—Bears, 7-0 (C)
Bears, 61-20 (C)	Buccaneers, 20-10 (TB)	Redskins, 10-0 (B)
1966—Tie, 30-30 (C)	1982—Buccaneers, 26-23 (TB) OT	1934—Bears, 21-0 (B)
49ers, 41-14 (SF)	1983—Bears, 17-10 (C)	1935—Bears, 30-14 (B)
Bears, 27-0 (TB)	Bears, 27-0 (TB)	1936—Bears, 26-0 (B)
1967—Bears, 28-14 (SF)	1984—Bears, 34-14 (C)	1937—***Redskins, 28-21 (C)
1968—Bears, 27-19 (C)	Bears, 44-9 (TB)	1938—Bears, 31-7 (C)
1969—49ers, 42-21 (SF)	1985—Bears, 38-28 (C)	1940—Redskins, 7-3 (W)
1970—49ers, 37-16 (C)	Bears, 27-19 (TB)	*Bears, 73-0 (W)
1971—49ers, 13-0 (SF)	1986—Bears, 23-3 (TB)	1941—Bears, 35-21 (C)
1972—49ers, 34-21 (C)	Bears, 48-14 (C)	1942—**Redskins, 14-6 (W)
1974—49ers, 34-0 (C)	1987—Bears, 20-3 (C)	1943—Redskins, 21-7 (W)
1975—49ers, 31-3 (SF)	Bears, 27-26 (TB)	*Bears, 41-21 (C)
1976—Bears, 19-12 (SF)	1988—Bears, 28-10 (C)	1945—Redskins, 28-21 (W)
1978—Bears, 16-13 (SF)	Bears, 27-15 (TB)	1946—Bears, 24-20 (C)
1979—Bears, 28-27 (SF)	1989—Buccaneers, 42-35 (TB)	1947—Bears, 56-20 (W)
1981—49ers, 28-17 (SF)	Buccaneers, 32-31 (C)	1948—Bears, 48-13 (C)
1983—Bears, 13-3 (C)	1990—Bears, 26-6 (TB)	1949—Bears, 31-21 (W)
1984—*49ers, 23-0 (SF)	Bears, 27-14 (C)	1951—Bears, 27-0 (W)
1985—Bears, 26-10 (SF)	1991—Bears, 21-20 (TB)	1953—Bears, 27-24 (W)
1987—49ers, 41-0 (SF)	Bears, 27-0 (C)	1957—Redskins, 14-3 (C)
1988—Bears, 10-9 (C)	1992—Bears, 31-14 (C)	1964—Redskins, 27-20 (W)
*49ers, 28-3 (C)	Buccaneers, 20-17 (TB)	1968—Redskins, 38-28 (C)
1989—49ers, 26-0 (SF)	1993—Bears, 47-17 (C)	1971—Bears, 16-15 (C)
1991—49ers, 52-14 (SF)	Buccaneers, 13-10 (TB)	1974—Redskins, 42-0 (W)
1994—**49ers, 44-15 (SF)	1994—Bears, 21-9 (C)	1976—Bears, 33-7 (C)
2000—49ers, 17-0 (SF)	Bears, 20-6 (TB)	1978—Bears, 14-10 (W)
2001—Bears, 37-31 (C) OT	1995—Bears, 25-6 (TB)	1980—Bears, 35-21 (C)
2003—49ers, 49-7 (SF)	Bears, 31-10 (C)	1981—Redskins, 24-7 (C)
2004—Bears, 23-13 (C)	1996—Bears, 13-10 (C)	1984—***Bears, 23-19 (W)
2005—Bears, 17-9 (C)	Buccaneers, 34-19 (TB)	1985—Bears, 45-10 (C)
2006—Bears, 41-10 (C)	1997—Bears, 13-7 (C)	1986—***Redskins, 27-13 (C)
2009—49ers, 10-6 (SF)	Buccaneers, 31-15 (TB)	1987—***Redskins, 21-17 (C)
2012—49ers, 32-7 (SF)	1998—Buccaneers, 27-15 (TB)	1988—Bears, 34-14 (W)
2014—Bears, 28-20 (SF)	Buccaneers, 31-17 (C)	1989—Redskins, 38-14 (W)
2015—49ers, 26-20 (C) OT		

## ALL-TIME TEAM VS. TEAM RESULTS

1990—Redskins, 10-9 (W)  
 1991—Redskins, 20-7 (C)  
 1996—Redskins, 10-3 (W)  
 1997—Redskins, 31-8 (C)  
 1999—Redskins, 48-22 (W)  
 2001—Bears, 20-15 (W)  
 2003—Bears, 27-24 (C)  
 2004—Redskins, 13-10 (C)  
 2005—Redskins, 9-7 (W)  
 2007—Redskins, 24-16 (W)  
 2010—Redskins, 17-14 (C)  
 2013—Redskins, 45-41 (W)  
 2015—Redskins, 24-21 (C)  
 2016—Redskins, 41-21 (C)  
 2019—Bears, 31-15 (W)  
 (RS Pts.—Bears 907, Commanders 819)  
 (PS Pts.—Bears 194, Commanders 130)  
*\*Franchise in Boston prior to 1937 and known as Braves prior to 1933; known as Redskins prior to 2020; known as Washington Football Team prior to 2022*  
 \*\*NFL Championship  
 \*\*\*NFC Divisional Playoff

**CINCINNATI vs. ARIZONA**

RS: Series tied, 6-6;

See Arizona vs. Cincinnati

**CINCINNATI vs. ATLANTA**

RS: Bengals lead series, 9-5;

See Atlanta vs. Cincinnati

**CINCINNATI vs. BALTIMORE**

RS: Ravens lead series, 27-25;

See Baltimore vs. Cincinnati

**CINCINNATI vs. BUFFALO**

RS: Bills lead series, 17-13;

PS: Bengals lead series, 2-0;

See Buffalo vs. Cincinnati

**CINCINNATI vs. CAROLINA**

RS: Panthers lead series, 3-2-1;

See Carolina vs. Cincinnati

**CINCINNATI vs. CHICAGO**

RS: Series tied, 6-6;

See Chicago vs. Cincinnati

**CINCINNATI vs. CLEVELAND**

RS: Bengals lead series, 51-46

1970—Browns, 30-27 (Cle)

Bengals, 14-10 (Cin)

1971—Browns, 27-24 (Cin)

Browns, 31-27 (Cle)

1972—Browns, 27-6 (Cle)

Browns, 27-24 (Cin)

1973—Browns, 17-10 (Cle)

Bengals, 34-17 (Cin)

1974—Bengals, 33-7 (Cin)

Bengals, 34-24 (Cle)

1975—Bengals, 24-17 (Cin)

Browns, 35-23 (Cle)

1976—Bengals, 45-24 (Cle)

Bengals, 21-6 (Cin)

1977—Browns, 13-3 (Cin)

Bengals, 10-7 (Cle)

1978—Browns, 13-10 (Cle) OT

Bengals, 48-16 (Cle)

1979—Browns, 28-27 (Cle)

Bengals, 16-12 (Cin)

1980—Browns, 31-7 (Cle)

Browns, 27-24 (Cin)

1981—Browns, 20-17 (Cin)

Bengals, 41-21 (Cle)

1982—Bengals, 23-10 (Cin)

1983—Browns, 17-7 (Cle)

Bengals, 28-21 (Cin)

1984—Bengals, 12-9 (Cin)

Bengals, 20-17 (Cle) OT

1985—Bengals, 27-10 (Cin)

Browns, 24-6 (Cle)

1986—Bengals, 30-13 (Cle)

Browns, 34-3 (Cin)

1987—Browns, 34-0 (Cin)

Browns, 38-24 (Cle)

1988—Bengals, 24-17 (Cin)

Browns, 23-16 (Cle)

1989—Bengals, 21-14 (Cin)

Bengals, 21-0 (Cle)

1990—Bengals, 34-13 (Cle)

Bengals, 21-14 (Cin)

1991—Browns, 14-13 (Cle)

Bengals, 23-21 (Cin)

1992—Bengals, 30-10 (Cin)

Browns, 37-21 (Cle)

1993—Browns, 27-14 (Cle)

Browns, 28-17 (Cin)

1994—Browns, 28-20 (Cin)

Browns, 37-13 (Cle)

1995—Browns, 29-26 (Cin) OT

Browns, 26-10 (Cle)

1999—Bengals, 18-17 (Cle)

Bengals, 44-28 (Cin)

2000—Browns, 24-7 (Cin)

Bengals, 12-3 (Cle)

2001—Bengals, 24-14 (Cin)

Browns, 18-0 (Cle)

2002—Browns, 20-7 (Cle)

Browns, 27-20 (Cin)

2003—Bengals, 21-14 (Cle)

Browns, 22-14 (Cin)

2004—Browns, 34-17 (Cle)

Bengals, 58-48 (Cin)

2005—Bengals, 27-13 (Cle)

Bengals, 23-20 (Cin)

2006—Bengals, 34-17 (Cin)

Bengals, 30-0 (Cle)

2007—Browns, 51-45 (Cle)

Bengals, 19-14 (Cin)

2008—Browns, 20-12 (Cin)

Bengals, 14-0 (Cle)

2009—Bengals, 23-20 (Cle) OT

Bengals, 16-7 (Cin)

2010—Browns, 23-20 (Cle)

Bengals, 19-17 (Cin)

2011—Bengals, 27-17 (Cle)

Bengals, 23-20 (Cin)

2012—Bengals, 34-27 (Cin)

Browns, 34-24 (Cle)

2013—Browns, 17-6 (Cle)

Bengals, 41-20 (Cin)

2014—Browns, 24-3 (Cin)

Bengals, 30-0 (Cle)

2015—Bengals, 31-10 (Cin)

Bengals, 37-3 (Cle)

2016—Bengals, 31-17 (Cin)

Bengals, 23-10 (Cle)

2017—Bengals, 31-7 (Cle)

Bengals, 30-16 (Cin)

2018—Browns, 35-20 (Cin)

Browns, 26-18 (Cle)

2019—Browns, 27-19 (Cle)

Bengals, 33-23 (Cin)

2020—Browns, 35-30 (Cle)

Browns, 37-34 (Cin)

2021—Browns, 41-16 (Cin)

Browns, 21-16 (Cle)

(RS Pts.—Bengals 2,134, Browns 1,990)

**CINCINNATI vs. DALLAS**

RS: Cowboys lead series, 9-4

1973—Cowboys, 38-10 (D)

1979—Cowboys, 38-13 (D)

1985—Bengals, 50-24 (C)

1988—Bengals, 38-24 (D)

1991—Cowboys, 35-23 (D)

1994—Cowboys, 23-20 (C)

1997—Bengals, 31-24 (C)

2000—Cowboys, 23-6 (D)

2004—Bengals, 26-3 (C)

2008—Cowboys, 31-22 (D)

2012—Cowboys, 20-19 (C)

2016—Cowboys, 28-14 (D)

2020—Cowboys, 30-7 (C)

(RS Pts.—Cowboys 341, Bengals 279)

**CINCINNATI vs. DENVER**

RS: Broncos lead series, 22-11

1968—Bengals, 24-10 (C)

Broncos, 10-7 (D)

1969—Broncos, 30-23 (C)

Broncos, 27-16 (D)

1971—Bengals, 24-10 (D)

1972—Bengals, 21-10 (C)

1973—Broncos, 28-10 (D)

1983—Broncos, 24-17 (D)

1976—Bengals, 17-7 (C)

1977—Broncos, 24-13 (C)

1979—Broncos, 10-0 (D)

1981—Bengals, 38-21 (C)

1983—Broncos, 24-17 (D)

1984—Broncos, 20-17 (D)

1986—Broncos, 34-28 (D)

1991—Broncos, 45-14 (D)

1994—Broncos, 15-13 (D)

1996—Broncos, 14-10 (C)

1997—Broncos, 38-20 (D)

1998—Broncos, 33-26 (C)

2000—Bengals, 31-21 (C)

2003—Broncos, 30-10 (C)

2004—Bengals, 23-10 (C)

2006—Broncos, 24-23 (D)

2009—Broncos, 12-7 (C)

2011—Broncos, 24-22 (D)

2012—Broncos, 31-23 (C)

2014—Bengals, 37-28 (C)

2015—Broncos, 20-17 (D) OT

2016—Bengals, 29-17 (C)

2017—Broncos, 20-17 (D)

2018—Broncos, 24-10 (C)

2021—Bengals, 15-10 (D)

(RS Pts.—Broncos 706, Bengals 610)

**CINCINNATI vs. DETROIT**

RS: Bengals lead series, 10-3

1970—Lions, 38-3 (D)

1974—Lions, 23-19 (C)

1983—Bengals, 17-9 (C)

1986—Bengals, 24-17 (D)

1989—Bengals, 42-7 (C)

1992—Lions, 19-13 (C)

1998—Bengals, 34-28 (D) OT

2001—Bengals, 31-27 (D)

2005—Bengals, 41-17 (D)

2009—Bengals, 23-13 (C)

2013—Bengals, 27-24 (D)

2017—Bengals, 26-17 (C)

2021—Bengals, 34-11 (D)

(RS Pts.—Bengals 334, Lions 250)

**CINCINNATI vs. GREEN BAY**

RS: Series tied, 7-7

1971—Packers, 20-17 (GB)

1976—Bengals, 28-7 (C)

1977—Bengals, 17-7 (Mil)

1980—Packers, 14-9 (GB)

1983—Bengals, 34-14 (C)

1986—Bengals, 34-28 (Mil)

1992—Packers, 24-23 (GB)

1995—Packers, 24-10 (GB)

1998—Packers, 13-6 (C)

2005—Bengals, 21-14 (C)

2009—Bengals, 31-24 (GB)

2013—Bengals, 34-30 (C)

2017—Packers, 27-24 (GB) OT

2021—Packers, 25-22 (C) OT

(RS Pts.—Bengals 310, Packers 271)

## ALL-TIME TEAM VS. TEAM RESULTS

**CINCINNATI vs. HOUSTON**

RS: Texans lead series, 6-5;

PS: Texans lead series, 2-0

2002—Bengals, 38-3 (H)

2003—Bengals, 34-27 (C)

2005—Bengals, 16-10 (C)

2008—Texans, 35-6 (H)

2009—Texans, 28-17 (C)

2011—Texans, 20-19 (C)

\*Texans, 31-10 (H)

2012—\*Texans, 19-13 (H)

2014—Bengals, 22-13 (H)

2015—Texans, 10-6 (C)

2016—Texans, 12-10 (H)

2017—Texans, 13-9 (C)

2020—Bengals, 37-31 (H)

(RS Pts.—Bengals 214, Texans 202)

(PS Pts.—Texans 50, Bengals 23)

\*AFC First-Round Playoff

**CINCINNATI vs. \*INDIANAPOLIS**

RS: Colts lead series, 18-12;

PS: Colts lead series, 2-0

1970—\*Colts, 17-0 (B)

1972—Colts, 20-19 (C)

1974—Bengals, 24-14 (B)

1976—Colts, 28-27 (B)

1979—Colts, 38-28 (B)

1980—Bengals, 34-33 (C)

1981—Bengals, 41-19 (B)

1982—Bengals, 20-17 (B)

1983—Colts, 34-31 (C)

1987—Bengals, 23-21 (I)

1989—Colts, 23-12 (C)

1990—Colts, 34-20 (C)

1992—Colts, 21-17 (C)

1993—Colts, 9-6 (C)

1994—Colts, 17-13 (C)

1995—Bengals, 24-21 (I) OT

1996—Bengals, 31-24 (C)

1997—Bengals, 28-13 (I)

1998—Colts, 39-26 (I)

1999—Colts, 31-10 (I)

2002—Colts, 28-21 (I)

2005—Colts, 45-37 (C)

2006—Colts, 34-16 (I)

2008—Colts, 35-3 (I)

2010—Colts, 23-17 (I)

2011—Bengals, 27-17 (C)

2013—Bengals, 42-28 (C)

2014—Colts, 27-0 (I)

\*\*\*Colts, 26-10 (I)

2017—Bengals, 24-23 (C)

2018—Bengals, 34-23 (I)

2020—Colts, 31-27 (I)

(RS Pts.—Colts 770, Bengals 682)

(PS Pts.—Colts 43, Bengals 10)

\*Franchise in Baltimore prior to 1984

\*\*AFC Divisional Playoff

\*\*\*AFC First-Round Playoff

**CINCINNATI vs. JACKSONVILLE**

RS: Jaguars lead series, 13-11

1995—Bengals, 24-17 (C)

Bengals, 17-13 (J)

1996—Bengals, 28-21 (C)

Jaguars, 30-27 (J)

1997—Jaguars, 21-13 (J)

Bengals, 31-26 (C)

1998—Jaguars, 24-11 (J)

Jaguars, 34-17 (C)

1999—Jaguars, 41-10 (C)

Jaguars, 24-7 (J)

2000—Jaguars, 13-0 (J)

Bengals, 17-14 (C)

2001—Jaguars, 30-13 (J)

Jaguars, 14-10 (C)

2002—Jaguars, 29-15 (C)

2005—Jaguars, 23-20 (J)

2008—Bengals, 21-19 (C)

2011—Bengals, 30-20 (J)

2012—Bengals, 27-10 (J)

2014—Bengals, 33-23 (C)

2017—Jaguars, 23-7 (J)

2019—Jaguars, 27-17 (C)

2020—Bengals, 33-25 (C)

2021—Bengals, 24-21 (C)

(RS Pts.—Jaguars 542, Bengals 452)

**CINCINNATI vs. KANSAS CITY**

RS: Bengals lead series, 16-14;

PS: Chiefs lead series, 1-0

1968—Chiefs, 13-3 (KC)

Chiefs, 16-9 (C)

1969—Bengals, 24-19 (C)

Chiefs, 42-22 (KC)

1970—Chiefs, 27-19 (C)

1972—Bengals, 23-16 (KC)

1973—Bengals, 14-6 (C)

1974—Bengals, 33-6 (C)

1976—Bengals, 27-24 (KC)

1977—Bengals, 27-7 (KC)

1978—Chiefs, 24-23 (C)

1979—Chiefs, 10-7 (C)

1980—Bengals, 20-6 (KC)

1983—Chiefs, 20-15 (KC)

1984—Chiefs, 27-22 (C)

1986—Chiefs, 24-14 (KC)

1987—Bengals, 30-27 (C) OT

1988—Chiefs, 31-28 (KC)

1989—Bengals, 21-17 (KC)

1993—Chiefs, 17-15 (KC)

2003—Bengals, 24-19 (C)

2005—Chiefs, 37-3 (KC)

2006—Bengals, 23-10 (KC)

2007—Chiefs, 27-20 (KC)

2008—Bengals, 16-6 (C)

2009—Bengals, 17-10 (C)

2012—Bengals, 28-6 (KC)

2015—Bengals, 36-21 (C)

2018—Chiefs, 45-10 (KC)

2021—Bengals, 34-31 (C)

\*Bengals, 27-24 (KC) OT

(RS Pts.—Bengals 607, Chiefs 591)

(PS Pts.—Bengals 27, Chiefs 24)

\*AFC Championship

**CINCINNATI vs. \*LAS VEGAS**

RS: Raiders lead series, 19-12;

PS: Raiders lead series, 2-1

1968—Raiders, 31-10 (O)

Raiders, 34-0 (C)

1969—Bengals, 31-17 (C)

Raiders, 37-17 (O)

1970—Bengals, 31-21 (C)

1971—Raiders, 31-27 (O)

1972—Raiders, 20-14 (C)

1974—Raiders, 30-27 (O)

1975—Bengals, 14-10 (C)

\*\*\*Raiders, 31-28 (O)

1976—Raiders, 35-20 (O)

1978—Raiders, 34-21 (C)

1980—Raiders, 28-17 (O)

1982—Bengals, 31-17 (C)

1983—Raiders, 20-10 (C)

1985—Raiders, 13-6 (LA)

1988—Bengals, 45-21 (LA)

1989—Raiders, 28-7 (LA)

1990—Raiders, 24-7 (LA)

\*\*\*Raiders, 20-10 (LA)

1991—Raiders, 38-14 (C)

1992—Bengals, 24-21 (C) OT

1993—Bengals, 16-10 (C)

1995—Raiders, 20-17 (C)

1998—Raiders, 27-10 (O)

2003—Raiders, 23-20 (O)

2006—Bengals, 27-10 (C)

2009—Raiders, 20-17 (O)

2012—Bengals, 34-10 (C)

2015—Bengals, 33-13 (O)

2018—Bengals, 30-16 (C)

2019—Raiders, 17-10 (O)

2021—Bengals, 32-13 (LV)

\*\*Bengals, 26-19 (C)

(RS Pts.—Raiders 689, Bengals 619)

(PS Pts.—Raiders 70, Bengals 64)

\*Franchise in Los Angeles from 1982-94 and in Oakland from 1960-81 and from 1995-2019

\*\*AFC Wild Card Playoff

\*\*\*AFC Divisional Playoff

**CINCINNATI vs. \*L.A. CHARGERS**

RS: Chargers lead series, 22-14;

PS: Series tied, 1-1

1968—Chargers, 29-13 (SD)

Chargers, 31-10 (C)

1969—Bengals, 34-20 (C)

Chargers, 21-14 (SD)

1970—Bengals, 17-14 (SD)

1971—Bengals, 31-0 (C)

1973—Bengals, 20-13 (SD)

1974—Chargers, 20-17 (C)

1975—Bengals, 47-17 (C)

1977—Chargers, 24-3 (SD)

1978—Chargers, 22-13 (SD)

1979—Chargers, 26-24 (C)

1980—Chargers, 31-14 (C)

1981—Bengals, 40-17 (SD)

\*\*Bengals, 27-7 (C)

1982—Chargers, 50-34 (SD)

1985—Chargers, 44-41 (C)

1987—Chargers, 10-9 (C)

1988—Bengals, 27-10 (C)

1990—Bengals, 21-16 (SD)

1992—Chargers, 27-10 (SD)

1994—Chargers, 27-10 (SD)

1996—Chargers, 27-14 (SD)

1997—Bengals, 38-31 (C)

1999—Chargers, 34-7 (C)

2001—Chargers, 28-14 (SD)

2002—Chargers, 34-6 (C)

2003—Bengals, 34-27 (SD)

2006—Chargers, 49-41 (C)

2009—Chargers, 27-24 (SD)

2010—Bengals, 34-20 (C)

2012—Bengals, 20-13 (SD)

2013—Bengals, 17-10 (SD)

\*\*\*Chargers, 27-10 (C)

2015—Bengals, 24-19 (C)

2018—Chargers, 26-21 (LA)

2020—Chargers, 16-13 (C)

2021—Chargers, 41-22 (C)

(RS Pts.—Chargers 871, Bengals 778)

(PS Pts.—Bengals 37, Chargers 34)

\*Franchise in San Diego from 1961-2016

\*\*AFC Championship

\*\*\*AFC First-Round Playoff

**CINCINNATI vs. \*L.A. RAMS**

RS: Bengals lead series, 8-6;

PS: Rams lead series, 1-0

1972—Rams, 15-12 (LA)

1976—Bengals, 20-12 (C)

1978—Bengals, 20-19 (LA)

1981—Bengals, 24-10 (C)

1984—Rams, 24-14 (C)

1990—Bengals, 34-31 (LA) OT

1993—Bengals, 15-3 (C)

1996—Rams, 26-16 (StL)

1999—Rams, 38-10 (C)

2003—Rams, 27-10 (StL)

2007—Bengals, 19-10 (C)

2011—Bengals, 20-13 (StL)

2015—Bengals, 31-7 (C)

2019—Rams, 24-10 (London)

2021—\*\*Rams, 23-20 (LA)

(RS Pts.—Rams 259, Bengals 255)

(PS Pts.—Rams 23, Bengals 20)

\*Franchise in St. Louis from 1995-2015

\*\*Super Bowl LVI

## ALL-TIME TEAM VS. TEAM RESULTS

**CINCINNATI vs. MIAMI**

RS: Dolphins lead series, 17-7;

PS: Steelers lead series, 1-0

1968—Dolphins, 24-22 (C)  
     Bengals, 38-21 (M)  
 1969—Bengals, 27-21 (C)  
 1971—Dolphins, 23-13 (C)  
 1973—\*Dolphins, 34-16 (M)  
 1974—Dolphins, 24-3 (M)  
 1977—Bengals, 23-17 (C)  
 1978—Dolphins, 21-0 (M)  
 1980—Dolphins, 17-16 (M)  
 1983—Dolphins, 38-14 (M)  
 1987—Dolphins, 20-14 (C)  
 1989—Dolphins, 20-13 (C)  
 1991—Dolphins, 37-13 (M)  
 1994—Dolphins, 23-7 (C)  
 1995—Dolphins, 26-23 (C)  
 2000—Dolphins, 31-16 (C)  
 2004—Bengals, 16-13 (C)  
 2007—Bengals, 38-25 (M)  
 2010—Dolphins, 22-14 (C)  
 2012—Dolphins, 17-13 (C)  
 2013—Dolphins, 22-20 (M) OT  
 2016—Bengals, 22-7 (C)  
 2018—Bengals, 27-17 (C)  
 2019—Dolphins, 38-35 (M) OT  
 2020—Dolphins, 19-7 (M)  
 (RS Pts.—Dolphins 543, Bengals 434)  
 (PS Pts.—Dolphins 34, Bengals 16)

\*AFC Divisional Playoff

**CINCINNATI vs. MINNESOTA**

RS: Series tied, 7-7

1973—Bengals, 27-0 (C)  
 1977—Vikings, 42-10 (M)  
 1980—Bengals, 14-0 (C)  
 1983—Vikings, 20-14 (M)  
 1986—Bengals, 24-20 (C)  
 1989—Vikings, 29-21 (M)  
 1992—Vikings, 42-7 (C)  
 1995—Bengals, 27-24 (C)  
 1998—Vikings, 24-3 (M)  
 2005—Bengals, 37-8 (C)  
 2009—Vikings, 30-10 (M)  
 2013—Bengals, 42-14 (C)  
 2017—Vikings, 34-7 (M)  
 2021—Bengals, 27-24 (C) OT  
 (RS Pts.—Vikings 311, Bengals 270)

**CINCINNATI vs. \*NEW ENGLAND**

RS: Patriots lead series, 17-9

1968—Patriots, 33-14 (B)  
 1969—Patriots, 25-14 (C)  
 1970—Bengals, 45-7 (C)  
 1972—Bengals, 31-7 (NE)  
 1975—Bengals, 27-10 (C)  
 1978—Patriots, 10-3 (C)  
 1979—Patriots, 20-14 (C)  
 1984—Patriots, 20-14 (NE)  
 1985—Patriots, 34-23 (NE)  
 1986—Bengals, 31-7 (NE)  
 1988—Patriots, 27-21 (NE)  
 1990—Bengals, 41-7 (C)  
 1991—Bengals, 29-7 (C)  
 1992—Bengals, 20-10 (C)  
 1993—Patriots, 7-2 (NE)  
 1994—Patriots, 31-28 (C)  
 2000—Patriots, 16-13 (NE)  
 2001—Bengals, 23-17 (C)  
 2004—Patriots, 35-28 (NE)  
 2006—Patriots, 38-13 (C)  
 2007—Patriots, 34-13 (C)  
 2010—Patriots, 38-24 (NE)  
 2013—Bengals, 13-6 (C)  
 2014—Patriots, 43-17 (NE)  
 2016—Patriots, 35-17 (NE)  
 2019—Patriots, 34-13 (C)  
 (RS Pts.—Patriots 558, Bengals 531)

\*Franchise in Boston prior to 1971

**CINCINNATI vs. NEW ORLEANS**

RS: Series tied, 7-7

1970—Bengals, 26-6 (C)  
 1975—Bengals, 21-0 (NO)  
 1978—Saints, 20-18 (C)  
 1981—Saints, 17-7 (NO)  
 1984—Bengals, 24-21 (NO)  
 1987—Saints, 41-24 (C)  
 1990—Saints, 21-7 (C)  
 1993—Saints, 20-13 (NO)  
 1996—Bengals, 30-15 (C)  
 2002—Bengals, 20-13 (C)  
 2006—Bengals, 31-16 (NO)  
 2010—Saints, 34-30 (C)  
 2014—Bengals, 27-10 (NO)  
 2018—Saints, 51-14 (C)  
 (RS Pts.—Bengals 292, Saints 285)

**CINCINNATI vs. N.Y. GIANTS**

RS: Bengals lead series, 6-5

1972—Bengals, 13-10 (C)  
 1977—Bengals, 30-13 (C)  
 1985—Bengals, 35-30 (C)  
 1991—Bengals, 27-24 (C)  
 1994—Giants, 27-20 (NY)  
 1997—Giants, 29-27 (NY)  
 2004—Bengals, 23-22 (C)  
 2008—Giants, 26-23 (NY) OT  
 2012—Bengals, 31-13 (C)  
 2016—Giants, 21-20 (NY)  
 2020—Giants, 19-17 (C)  
 (RS Pts.—Bengals 266, Giants 234)

**CINCINNATI vs. N.Y. JETS**

RS: Jets lead series, 16-10;

PS: Jets lead series, 2-0

1968—Jets, 27-14 (NY)  
 1969—Jets, 21-7 (C)  
     Jets, 40-7 (NY)  
 1971—Jets, 35-21 (NY)  
 1973—Bengals, 20-14 (C)  
 1976—Bengals, 42-3 (NY)  
 1981—Bengals, 31-30 (NY)  
 1982—\*Jets, 44-17 (C)  
 1984—Jets, 43-23 (NY)  
 1985—Jets, 29-20 (C)  
 1986—Bengals, 52-21 (C)  
 1987—Jets, 27-20 (NY)  
 1988—Bengals, 36-19 (C)  
 1990—Bengals, 25-20 (C)  
 1992—Jets, 17-14 (NY)  
 1993—Jets, 17-12 (NY)  
 1997—Jets, 31-14 (C)  
 2001—Jets, 15-14 (NY)  
 2004—Jets, 31-24 (NY)  
 2007—Bengals, 38-31 (C)  
 2008—Jets, 26-14 (NY)  
 2009—Jets, 37-0 (NY)  
     \*Jets, 24-14 (C)  
 2010—Jets, 26-10 (NY)  
 2013—Bengals, 49-9 (C)  
 2016—Bengals, 23-22 (NY)  
 2019—Bengals, 22-6 (C)  
 2021—Jets, 34-31 (NY)  
 (RS Pts.—Jets 631, Bengals 583)  
 (PS Pts.—Jets 68, Bengals 31)  
 \*AFC First-Round Playoff

**CINCINNATI vs. PHILADELPHIA**

RS: Bengals lead series, 9-3-2

1971—Bengals, 37-14 (C)  
 1975—Bengals, 31-0 (P)  
 1979—Bengals, 37-13 (C)  
 1982—Bengals, 18-14 (P)  
 1988—Bengals, 28-24 (P)  
 1991—Eagles, 17-10 (P)  
 1994—Bengals, 33-30 (C)  
 1997—Eagles, 44-42 (P)  
 2000—Eagles, 16-7 (P)  
 2004—Bengals, 38-10 (P)  
 2008—Tie, 13-13 (C) OT

2012—Bengals, 34-13 (P)  
 2016—Bengals, 32-14 (C)  
 2020—Tie, 23-23 (P) OT  
 (RS Pts.—Bengals 383, Eagles 245)

**CINCINNATI vs. PITTSBURGH**

RS: Steelers lead series, 65-38;

PS: Steelers lead series, 2-0

1970—Steelers, 21-10 (P)  
     Bengals, 34-7 (C)  
 1971—Steelers, 21-10 (P)  
     Steelers, 21-13 (C)  
 1972—Bengals, 15-10 (C)  
     Steelers, 40-17 (P)  
 1973—Bengals, 19-7 (C)  
     Steelers, 20-13 (P)  
 1974—Bengals, 17-10 (C)  
     Steelers, 27-3 (C)  
 1975—Steelers, 30-24 (P)  
     Steelers, 35-14 (P)  
 1976—Steelers, 23-6 (P)  
     Steelers, 7-3 (C)  
 1977—Steelers, 20-14 (P)  
     Bengals, 17-10 (C)  
 1978—Steelers, 28-3 (C)  
     Steelers, 7-6 (P)  
 1979—Bengals, 34-10 (C)  
     Steelers, 37-17 (P)  
 1980—Bengals, 30-28 (C)  
     Bengals, 17-16 (P)  
 1981—Bengals, 34-7 (C)  
     Bengals, 17-10 (P)  
 1982—Steelers, 26-20 (P) OT  
 1983—Steelers, 24-14 (C)  
     Bengals, 23-10 (P)  
 1984—Steelers, 38-17 (P)  
     Bengals, 22-20 (C)  
 1985—Bengals, 37-24 (P)  
     Bengals, 26-21 (C)  
 1986—Bengals, 24-22 (C)  
     Steelers, 30-9 (P)  
 1987—Steelers, 23-20 (P)  
     Steelers, 30-16 (C)  
 1988—Bengals, 17-12 (P)  
     Bengals, 42-7 (C)  
 1989—Bengals, 41-10 (C)  
     Bengals, 26-16 (P)  
 1990—Bengals, 27-3 (C)  
     Bengals, 16-12 (P)  
 1991—Steelers, 33-27 (C) OT  
     Steelers, 17-10 (P)  
 1992—Steelers, 20-0 (P)  
     Steelers, 21-9 (C)  
 1993—Steelers, 34-7 (P)  
     Steelers, 24-16 (C)  
 1994—Steelers, 14-10 (P)  
     Steelers, 38-15 (C)  
 1995—Bengals, 27-9 (P)  
     Steelers, 49-31 (C)  
 1996—Steelers, 20-10 (P)  
     Bengals, 34-24 (C)  
 1997—Steelers, 26-10 (C)  
     Steelers, 20-3 (P)  
 1998—Bengals, 25-20 (C)  
     Bengals, 25-24 (P)  
 1999—Steelers, 17-3 (C)  
     Bengals, 27-20 (P)  
 2000—Steelers, 15-0 (P)  
     Steelers, 48-28 (C)  
 2001—Steelers, 16-7 (P)  
     Bengals, 26-23 (C) OT  
 2002—Steelers, 34-7 (C)  
     Steelers, 29-21 (P)  
 2003—Steelers, 17-10 (C)  
     Bengals, 24-20 (P)  
 2004—Steelers, 28-17 (P)  
     Steelers, 19-14 (C)

## ALL-TIME TEAM VS. TEAM RESULTS

2005—Steelers, 27-13 (C)  
 Bengals, 38-31 (P)  
 \*Steelers, 31-17 (C)  
 2006—Bengals, 28-20 (P)  
 Steelers, 23-17 (C) OT  
 2007—Steelers, 24-13 (C)  
 Steelers, 24-10 (P)  
 2008—Steelers, 38-10 (C)  
 Steelers, 27-10 (P)  
 2009—Bengals, 23-20 (C)  
 Bengals, 18-12 (P)  
 2010—Steelers, 27-21 (C)  
 Steelers, 23-7 (P)  
 2011—Steelers, 24-17 (C)  
 Steelers, 35-7 (P)  
 2012—Steelers, 24-17 (C)  
 Bengals, 13-10 (P)  
 2013—Bengals, 20-10 (C)  
 Steelers, 30-20 (P)  
 2014—Steelers, 42-21 (C)  
 Steelers, 27-17 (P)  
 2015—Bengals, 16-10 (P)  
 Steelers, 33-20 (C)  
 \*Steelers, 18-16 (C)  
 2016—Steelers, 24-16 (P)  
 Steelers, 24-20 (C)  
 2017—Steelers, 29-14 (P)  
 Steelers, 23-20 (C)  
 2018—Steelers, 28-21 (C)  
 Steelers, 16-13 (P)  
 2019—Steelers, 27-3 (P)  
 Steelers, 16-10 (C)  
 2020—Steelers, 36-10 (P)  
 Bengals, 27-17 (C)  
 2021—Steelers, 24-10 (P)  
 Bengals, 41-10 (C)

(RS Pts.—Steelers 2,260, Bengals 1,822)  
 (PS Pts.—Steelers 49, Bengals 33)

*\*AFC First-Round Playoff***CINCINNATI vs. SAN FRANCISCO**

RS: 49ers lead series, 11-4;

PS: 49ers lead series, 2-0

1974—Bengals, 21-3 (SF)  
 1978—49ers, 28-12 (SF)  
 1981—49ers, 21-3 (C)  
 \*49ers, 26-21 (Detroit)

1984—49ers, 23-17 (SF)  
 1987—49ers, 27-26 (C)  
 1988—\*\*49ers, 20-16 (South Florida)

1990—49ers, 20-17 (C) OT

1993—49ers, 21-8 (SF)

1996—49ers, 28-21 (SF)

1999—Bengals, 44-30 (C)

2003—Bengals, 41-38 (C)

2007—49ers, 20-13 (SF)

2011—49ers, 13-8 (C)

2015—Bengals, 24-14 (SF)

2019—49ers, 41-17 (C)

2021—49ers, 26-23 (C) OT

(RS Pts.—49ers 353, Bengals 295)

(PS Pts.—49ers 46, Bengals 37)

*\*Super Bowl XVI*

*\*\*Super Bowl XXIII*

**CINCINNATI vs. SEATTLE**

RS: Series tied, 10-10;

PS: Bengals lead series, 1-0

1977—Bengals, 42-20 (C)

1981—Bengals, 27-21 (C)

1982—Bengals, 24-10 (C)

1984—Seahawks, 26-6 (C)

1985—Seahawks, 28-24 (C)

1986—Bengals, 34-7 (C)

1987—Bengals, 17-10 (S)

1988—\*Bengals, 21-13 (C)

1989—Seahawks, 24-17 (C)

1990—Seahawks, 31-16 (S)

1991—Seahawks, 13-7 (C)

1992—Bengals, 21-3 (S)

1993—Seahawks, 19-10 (C)

1994—Bengals, 20-17 (S) OT

1995—Seahawks, 24-21 (S)

1999—Seahawks, 37-20 (S)

2003—Bengals, 27-24 (C)

2007—Seahawks, 24-21 (S)

2011—Bengals, 34-12 (S)

2015—Bengals, 27-24 (C) OT

2019—Seahawks, 21-20 (S)

(RS Pts.—Bengals 435, Seahawks 395)

(PS Pts.—Bengals 21, Seahawks 13)

*\*AFC Divisional Playoff***CINCINNATI vs. TAMPA BAY**

RS: Buccaneers lead series, 7-5

1976—Bengals, 21-0 (C)

1980—Buccaneers, 17-12 (C)

1983—Bengals, 23-17 (TB)

1989—Bengals, 56-23 (C)

1995—Buccaneers, 19-16 (TB)

1998—Buccaneers, 35-0 (C)

2001—Buccaneers, 16-13 (C) OT

2002—Buccaneers, 35-7 (C)

2006—Buccaneers, 14-13 (TB)

2010—Buccaneers, 24-21 (C)

2014—Bengals, 14-13 (TB)

2018—Bengals, 37-34 (C)

(RS Pts.—Buccaneers 247, Bengals 233)

**CINCINNATI vs. TENNESSEE**

RS: Titans lead series, 40-34-1;

PS: Bengals lead series, 2-0

1968—Oilers, 27-17 (C)

1969—Tie, 31-31 (H)

1970—Oilers, 20-13 (C)

Bengals, 30-20 (H)

1971—Oilers, 10-6 (H)

Bengals, 28-13 (C)

1972—Bengals, 30-7 (C)

Bengals, 61-17 (H)

1973—Bengals, 24-10 (C)

Bengals, 27-24 (H)

1974—Oilers, 34-21 (C)

Oilers, 20-3 (H)

1975—Bengals, 21-19 (H)

Bengals, 23-19 (C)

1976—Bengals, 27-7 (H)

Bengals, 31-27 (C)

1977—Bengals, 13-10 (C) OT

Oilers, 21-16 (H)

1978—Bengals, 28-13 (C)

Oilers, 17-10 (H)

1979—Oilers, 30-27 (C) OT

Oilers, 42-21 (H)

1980—Oilers, 13-10 (C)

Oilers, 23-3 (H)

1981—Oilers, 17-10 (H)

Bengals, 34-21 (C)

1982—Bengals, 27-6 (C)

Bengals, 35-27 (H)

1983—Bengals, 55-14 (H)

Bengals, 38-10 (C)

1984—Bengals, 13-3 (C)

Bengals, 31-13 (H)

1985—Oilers, 44-27 (H)

Bengals, 45-27 (C)

1986—Bengals, 31-28 (C)

Oilers, 32-28 (H)

1987—Oilers, 31-29 (C)

Oilers, 21-17 (H)

1988—Bengals, 44-21 (C)

Oilers, 41-6 (H)

1989—Oilers, 26-24 (H)

Bengals, 61-7 (C)

1990—Oilers, 48-17 (H)

Bengals, 40-20 (C)

\*\*Bengals, 41-14 (C)

1991—Oilers, 30-7 (C)

Oilers, 35-3 (H)

1992—Oilers, 38-24 (C)

Oilers, 26-10 (H)

1993—Oilers, 28-12 (H)

Oilers, 38-3 (C)

1994—Oilers, 20-13 (H)

Bengals, 34-31 (C)

1995—Oilers, 38-28 (C)

Bengals, 32-25 (H)

1996—Oilers, 30-27 (C) OT

Bengals, 21-13 (H)

1997—Oilers, 30-7 (T)

Bengals, 41-14 (C)

1998—Oilers, 23-14 (C)

Oilers, 44-14 (T)

1999—Titans, 36-35 (T)

Titans, 24-14 (C)

2000—Titans, 23-14 (C)

Titans, 35-3 (T)

2001—Titans, 20-7 (C)

Bengals, 23-21 (T)

2002—Titans, 30-24 (C)

2004—Titans, 27-20 (T)

2005—Bengals, 31-23 (T)

2007—Bengals, 35-6 (C)

2008—Titans, 24-7 (C)

2011—Bengals, 24-17 (T)

2014—Bengals, 33-7 (C)

2017—Titans, 24-20 (T)

2020—Bengals, 31-20 (C)

2021—\*\*\*Bengals, 19-16 (T)

(RS Pts.—Bengals 1,744, Titans 1,731)

(PS Pts.—Bengals 60, Titans 30)

*\*Franchise in Houston prior to 1997; known*

*as Oilers prior to 1999*

*\*\*AFC First-Round Playoff*

*\*\*\*AFC Divisional Playoff*

**CINCINNATI vs. WASHINGTON**

RS: Series tied, 5-5-1

1970—Redskins, 20-0 (W)

1974—Bengals, 28-17 (C)

1979—Redskins, 28-14 (W)

1985—Redskins, 27-24 (W)

1988—Bengals, 20-17 (C) OT

1991—Redskins, 34-27 (C)

2004—Bengals, 17-10 (W)

2008—Bengals, 20-13 (C)

2012—Bengals, 38-31 (W)

2016—Tie, 27-27 (London) OT

2020—Washington, 20-9 (W)

(RS Pts.—Commanders 244, Bengals 224)

*\*Franchise known as Redskins prior to 2020;*

*Washington Football Team prior to 2022*

**CLEVELAND vs. ARIZONA**

RS: Browns lead series, 33-16-3;

See Arizona vs. Cleveland

**CLEVELAND vs. ATLANTA**

RS: Browns lead series, 12-3;

See Atlanta vs. Cleveland

**CLEVELAND vs. BALTIMORE**

RS: Ravens lead series, 34-12;

See Baltimore vs. Cleveland

**CLEVELAND vs. BUFFALO**

RS: Browns lead series, 12-9;

PS: Browns lead series, 1-0;

See Buffalo vs. Cleveland

**CLEVELAND vs. CAROLINA**

RS: Panthers lead series, 4-2;

See Carolina vs. Cleveland

**CLEVELAND vs. CHICAGO**

RS: Browns lead series, 10-7;

See Chicago vs. Cleveland

**CLEVELAND vs. CINCINNATI**

RS: Bengals lead series, 51-46;

See Cincinnati vs. Cleveland

## ALL-TIME TEAM VS. TEAM RESULTS

**CLEVELAND vs. DALLAS**

RS: Browns lead series, 16-13;

PS: Browns lead series, 2-1

1960—Browns, 48-7 (D)

1961—Browns, 25-7 (C)

\*Browns, 38-17 (D)

1962—Browns, 19-10 (C)

\*Cowboys, 45-21 (D)

1963—Browns, 41-24 (D)

\*Browns, 27-17 (C)

1964—Browns, 27-6 (C)

\*Browns, 20-16 (D)

1965—Browns, 23-17 (C)

\*Browns, 24-17 (D)

1966—Browns, 30-21 (C)

\*Cowboys, 26-14 (D)

1967—Cowboys, 21-14 (C)

\*Cowboys, 52-14 (D)

1968—Cowboys, 28-7 (D)

\*Browns, 31-20 (C)

1969—Browns, 42-10 (C)

\*Browns, 38-14 (D)

1970—Cowboys, 6-2 (C)

1974—Cowboys, 41-17 (D)

1979—Browns, 26-7 (C)

1982—Cowboys, 31-14 (D)

1985—Cowboys, 20-7 (D)

1988—Browns, 24-21 (C)

1991—Cowboys, 26-14 (C)

1994—Browns, 19-14 (D)

2004—Cowboys, 19-12 (D)

2008—Cowboys, 28-10 (C)

2012—Cowboys, 23-20 (D) OT

2016—Cowboys, 35-10 (C)

2020—Browns, 49-38 (D)

(RS Pts.—Browns 644, Cowboys 598)

(PS Pts.—Cowboys 86, Browns 83)

*\*Conference Championship***CLEVELAND vs. DENVER**

RS: Broncos lead series, 21-7;

PS: Broncos lead series, 3-0

1970—Browns, 27-13 (D)

1971—Broncos, 27-0 (C)

1972—Browns, 27-20 (D)

1974—Browns, 23-21 (C)

1975—Broncos, 16-15 (D)

1976—Broncos, 44-13 (D)

1978—Broncos, 19-7 (C)

1980—Broncos, 19-16 (C)

1981—Broncos, 23-20 (D) OT

1983—Broncos, 27-6 (D)

1984—Broncos, 24-14 (C)

1986—\*Broncos, 23-20 (C) OT

1987—\*Broncos, 38-33 (D) OT

1988—Broncos, 30-7 (D)

1989—Browns, 16-13 (C)

\*Broncos, 37-21 (D)

1990—Browns, 30-29 (D)

1991—Broncos, 17-7 (C)

1992—Broncos, 12-0 (C)

1993—Broncos, 29-14 (C)

1994—Broncos, 26-14 (D)

2000—Broncos, 44-10 (D)

2003—Broncos, 23-20 (D) OT

2006—Broncos, 17-7 (C)

2008—Broncos, 34-30 (C)

2009—Broncos, 27-6 (D)

2012—Broncos, 34-12 (D)

2015—Broncos, 26-23 (C) OT

2018—Browns, 17-16 (D)

2019—Broncos, 24-19 (D)

2021—Browns, 17-14 (C)

(RS Pts.—Broncos 668, Browns 417)

(PS Pts.—Broncos 98, Browns 74)

*\*AFC Championship***CLEVELAND vs. DETROIT**

RS: Lions lead series, 16-5;

PS: Lions lead series, 3-1

1952—Lions, 17-6 (D)

\*Lions, 17-7 (C)

1953—\*Lions, 17-16 (D)

1954—Lions, 14-10 (C)

\*Browns, 56-10 (C)

1957—Lions, 20-7 (D)

\*Lions, 59-14 (D)

1958—Lions, 30-10 (C)

1963—Lions, 38-10 (D)

1964—Browns, 37-21 (C)

1967—Lions, 31-14 (D)

1969—Lions, 28-21 (C)

1970—Lions, 41-24 (C)

1975—Lions, 21-10 (D)

1983—Browns, 31-26 (D)

1986—Browns, 24-21 (C)

1989—Lions, 13-10 (D)

1992—Lions, 24-14 (D)

1995—Lions, 38-20 (D)

2001—Browns, 24-14 (C)

2005—Lions, 13-10 (C)

2009—Lions, 38-37 (D)

2013—Lions, 31-17 (C)

2017—Lions, 38-24 (D)

2021—Browns, 13-10 (C)

(RS Pts.—Lions 527, Browns 373)

(PS Pts.—Lions 103, Browns 93)

*\*NFL Championship***CLEVELAND vs. GREEN BAY**

RS: Packers lead series, 13-7;

PS: Packers lead series, 1-0

1953—Browns, 27-0 (Mil)

1955—Browns, 41-10 (C)

1956—Browns, 24-7 (Mil)

1961—Packers, 49-17 (C)

1964—Packers, 28-21 (Mil)

1965—\*Packers, 23-12 (GB)

1966—Packers, 21-20 (C)

1967—Packers, 55-7 (Mil)

1969—Browns, 20-7 (C)

1972—Packers, 26-10 (C)

1980—Browns, 26-21 (C)

1983—Packers, 35-21 (Mil)

1986—Packers, 17-14 (C)

1992—Browns, 17-6 (C)

1995—Packers, 31-20 (C)

2001—Packers, 30-7 (GB)

2005—Browns, 26-24 (GB)

2009—Packers, 31-3 (C)

2013—Packers, 31-13 (GB)

2017—Packers, 27-21 (C) OT

2021—Packers, 24-22 (GB)

(RS Pts.—Packers 480, Browns 377)

(PS Pts.—Packers 23, Browns 12)

*\*NFL Championship***CLEVELAND vs. HOUSTON**

RS: Texans lead series, 7-5

2002—Browns, 34-17 (C)

2004—Browns, 22-14 (H)

2005—Texans, 19-16 (H)

2006—Texans, 14-6 (H)

2007—Browns, 27-17 (C)

2008—Texans, 16-6 (C)

2011—Texans, 30-12 (H)

2014—Texans, 23-7 (C)

2017—Texans, 33-17 (H)

2018—Texans, 29-13 (H)

2020—Browns, 10-7 (C)

2021—Browns, 31-21 (C)

(RS Pts.—Texans 250, Browns 191)

**CLEVELAND vs. INDIANAPOLIS**

RS: Colts lead series, 15-15;

PS: Series tied, 2-2

1956—Colts, 21-7 (C)

1959—Browns, 38-31 (B)

1962—Colts, 36-14 (C)

1964—\*Browns, 27-0 (C)

1968—Browns, 30-20 (B)

\*\*Colts, 34-0 (C)

1971—Browns, 14-13 (B)

\*\*\*Colts, 20-3 (C)

1973—Browns, 24-14 (C)

1975—Colts, 21-7 (B)

1978—Browns, 45-24 (B)

1979—Browns, 13-10 (C)

1980—Browns, 28-27 (B)

1981—Browns, 42-28 (C)

1983—Browns, 41-23 (C)

1986—Browns, 24-9 (I)

1987—Colts, 9-7 (C)

\*\*\*Browns, 38-21 (C)

1988—Browns, 23-17 (C)

1989—Colts, 23-17 (I) OT

1991—Browns, 31-0 (I)

1992—Colts, 14-3 (I)

1993—Colts, 23-10 (I)

1994—Browns, 21-14 (I)

1999—Colts, 29-28 (C)

2002—Colts, 28-23 (C)

2003—Colts, 9-6 (C)

2005—Colts, 13-6 (I)

2008—Colts, 10-6 (C)

2011—Browns, 27-19 (I)

2012—Colts, 17-13 (I)

2014—Colts, 25-24 (C)

2017—Colts, 31-28 (I)

2020—Browns, 32-23 (C)

(RS Pts.—Browns 632, Colts 581)

(PS Pts.—Colts 75, Browns 68)

*\*Franchise in Baltimore prior to 1984**\*\*NFL Championship**\*\*\*AFC Divisional Playoff***CLEVELAND vs. JACKSONVILLE**

RS: Jaguars lead series, 12-6

1995—Jaguars, 23-15 (C)

Jaguars, 24-21 (J)

1999—Jaguars, 24-7 (J)

Jaguars, 24-14 (C)

2000—Jaguars, 27-7 (C)

Jaguars, 48-0 (J)

2001—Browns, 23-14 (J)

Jaguars, 15-10 (C)

2002—Browns, 21-20 (J)

2005—Jaguars, 20-14 (C)

2008—Browns, 23-17 (J)

2009—Browns, 23-17 (C)

2010—Jaguars, 24-20 (J)

2011—Browns, 14-10 (C)

2013—Jaguars, 32-28 (C)

2014—Jaguars, 24-6 (J)

2017—Jaguars, 19-7 (C)

2020—Browns, 27-25 (J)

(RS Pts.—Jaguars 407, Browns 280)

**CLEVELAND vs. KANSAS CITY**

RS: Chiefs lead series, 14-11-2;

PS: Chiefs lead series, 1-0

1971—Chiefs, 13-7 (KC)

1972—Chiefs, 31-7 (C)

1973—Tie, 20-20 (KC)

1975—Browns, 40-14 (C)

1976—Chiefs, 39-14 (KC)

1977—Browns, 44-7 (C)

1978—Chiefs, 17-3 (KC)

1979—Browns, 27-24 (KC)

1980—Browns, 20-13 (C)

1984—Chiefs, 10-6 (KC)

1986—Browns, 20-7 (C)

1988—Browns, 6-3 (KC)

1989—Tie, 10-10 (C) OT

1990—Chiefs, 34-0 (KC)

1991—Browns, 20-15 (C)

1994—Chiefs, 20-13 (KC)

1995—Browns, 35-17 (C)

2002—Chiefs, 40-39 (C)

2003—Chiefs, 41-20 (KC)

## ALL-TIME TEAM VS. TEAM RESULTS

2006—Browns, 31-28 (C) OT  
 2009—Browns, 41-34 (KC)  
 2010—Chiefs, 16-14 (C)  
 2012—Browns, 30-7 (C)  
 2013—Chiefs, 23-17 (KC)  
 2015—Chiefs, 17-13 (KC)  
 2018—Chiefs, 37-21 (C)  
 2020—Chiefs, 22-17 (KC)  
 2021—Chiefs, 33-29 (KC)  
 (RS Pts.—Chiefs 570, Browns 547)  
 (PS Pts.—Chiefs 22, Browns 17)

*AFC Divisional Playoff***CLEVELAND vs. \*L.A. RAIDERS**

RS: Raiders lead series, 15-10;  
 PS: Raiders lead series, 2-0

1970—Raiders, 23-20 (O)  
 1971—Raiders, 34-20 (C)  
 1973—Browns, 7-3 (O)  
 1974—Raiders, 40-24 (C)  
 1975—Raiders, 38-17 (O)  
 1977—Raiders, 26-10 (C)  
 1979—Raiders, 19-14 (O)  
 1980—Raiders, 14-12 (C)  
 1982—Raiders, 27-10 (LA)  
 1985—Raiders, 21-20 (C)  
 1986—Raiders, 27-14 (LA)  
 1987—Browns, 24-17 (LA)  
 1992—Browns, 28-16 (LA)  
 1993—Browns, 19-16 (LA)  
 2000—Raiders, 36-10 (O)  
 2003—Browns, 13-7 (C)  
 2005—Browns, 9-7 (O)  
 2006—Browns, 24-21 (O)  
 2007—Raiders, 26-24 (O)  
 2009—Browns, 23-9 (C)  
 2011—Raiders, 24-17 (O)  
 2012—Browns, 20-17 (O)  
 2014—Browns, 23-13 (C)  
 2015—Raiders, 27-20 (C)  
 2018—Raiders, 45-42 (O) OT  
 2020—Raiders, 16-6 (C)  
 2021—Raiders, 16-14 (C)

(RS Pts.—Raiders 544, Browns 462)  
 (PS Pts.—Raiders 41, Browns 22)

*Franchise in Los Angeles from 1982-94 and in Oakland from 1960-81 and from 1995-2019*

*\*\*AFC Divisional Playoff**\*\*\*AFC First-Round Playoff***CLEVELAND vs. \*L.A. CHARGERS**

RS: Chargers lead series, 18-9-1

1970—Chargers, 27-10 (C)  
 1972—Browns, 21-17 (SD)  
 1973—Tie, 16-16 (C)  
 1974—Chargers, 36-35 (SD)  
 1976—Browns, 21-17 (C)  
 1977—Chargers, 37-14 (SD)  
 1981—Chargers, 44-14 (C)  
 1982—Chargers, 30-13 (C)  
 1983—Browns, 30-24 (SD) OT  
 1985—Browns, 21-7 (SD)  
 1986—Browns, 47-17 (C)  
 1987—Chargers, 27-24 (SD) OT  
 1990—Chargers, 24-14 (C)  
 1991—Browns, 30-24 (SD) OT  
 1992—Chargers, 14-13 (C)  
 1995—Chargers, 31-13 (SD)  
 1999—Chargers, 23-10 (SD)  
 2001—Browns, 20-16 (C)  
 2003—Chargers, 26-20 (C)  
 2004—Chargers, 21-0 (C)  
 2006—Chargers, 32-25 (SD)  
 2009—Chargers, 30-23 (C)  
 2012—Browns, 7-6 (C)  
 2015—Chargers, 30-27 (SD)  
 2016—Browns, 20-17 (C)  
 2017—Chargers, 19-10 (LA)  
 2018—Chargers, 38-14 (C)  
 2021—Chargers, 47-42 (LA)

(RS Pts.—Chargers 697, Browns 554)

*Franchise in San Diego from 1961-2016*

**CLEVELAND vs. \*L.A. RAMS**

RS: Rams lead series, 12-9;

PS: Browns lead series, 2-1

1950—Browns, 30-28 (C)

1951—Browns, 38-23 (LA)

\*\*Rams, 24-17 (LA)

1952—Browns, 37-7 (C)

1955—Browns, 38-14 (LA)

1957—Browns, 45-31 (C)

1958—Browns, 30-27 (LA)

1963—Browns, 20-6 (C)

1965—Rams, 42-7 (LA)

1968—Rams, 24-6 (C)

1973—Rams, 30-17 (LA)

1977—Rams, 9-0 (C)

1978—Browns, 30-19 (C)

1981—Rams, 27-16 (LA)

1984—Rams, 20-17 (LA)

1987—Browns, 30-17 (C)

1990—Rams, 38-23 (C)

1993—Browns, 42-14 (LA)

1999—Rams, 34-3 (StL)

2003—Rams, 26-20 (C)

2007—Browns, 27-20 (StL)

2011—Rams, 13-12 (C)

2015—Rams, 24-6 (StL)

2019—Rams, 20-13 (C)

(RS Pts.—Rams 471, Browns 439)

(PS Pts.—Browns 85, Rams 66)

*Franchise in St. Louis from 1995-2015*

*\*\*NFL Championship***CLEVELAND vs. MIAMI**

RS: Series tied, 9-9;

PS: Dolphins lead series, 2-0

1970—Browns, 28-0 (M)

1972—Dolphins, 20-14 (M)

1973—Dolphins, 17-9 (C)

1976—Browns, 17-13 (C)

1979—Browns, 30-24 (C) OT

1985—Dolphins, 24-21 (M)

1986—Browns, 26-16 (C)

1988—Dolphins, 38-31 (M)

1989—Dolphins, 13-10 (M) OT

1990—Dolphins, 30-13 (C)

1992—Dolphins, 27-23 (C)

1993—Dolphins, 24-14 (C)

2004—Dolphins, 10-7 (M)

2005—Browns, 22-0 (C)

2007—Browns, 41-31 (C)

2010—Browns, 13-10 (M)

2011—Browns, 17-16 (C)

2013—Dolphins, 23-10 (C)

2016—Dolphins, 30-24 (M) OT

2019—Browns, 41-24 (C)

(RS Pts.—Browns 376, Dolphins 346)

(PS Pts.—Dolphins 44, Browns 35)

*AFC Divisional Playoff***CLEVELAND vs. MINNESOTA**

RS: Vikings lead series, 11-5;

PS: Vikings lead series, 1-0

1965—Vikings, 27-17 (C)

1967—Browns, 14-10 (C)

1969—Vikings, 51-3 (M)

\*Vikings, 27-7 (M)

1973—Vikings, 26-3 (M)

1975—Vikings, 42-10 (C)

1980—Vikings, 28-23 (M)

1983—Vikings, 27-21 (C)

1986—Browns, 23-20 (M)

1989—Browns, 23-17 (C) OT

1992—Vikings, 17-13 (M)

1995—Vikings, 27-11 (M)

2005—Vikings, 24-12 (M)

2009—Vikings, 34-20 (C)

2013—Browns, 31-27 (M)

2017—Vikings, 33-16 (London)

2021—Browns, 14-7 (M)

(RS Pts.—Vikings 417, Browns 254)

(PS Pts.—Vikings 27, Browns 7)

*\*NFL Championship***CLEVELAND vs. NEW ENGLAND**

RS: Patriots lead series, 13-12;

PS: Browns lead series, 1-0

1971—Browns, 27-7 (C)

1974—Browns, 21-14 (NE)

1977—Browns, 30-27 (C) OT

1980—Patriots, 34-17 (NE)

1982—Browns, 10-7 (C)

1983—Browns, 30-0 (NE)

1984—Patriots, 17-16 (C)

1985—Browns, 24-20 (C)

1987—Browns, 20-10 (NE)

1991—Browns, 20-0 (NE)

1992—Browns, 19-17 (NE)

1993—Patriots, 20-17 (C)

1994—Browns, 13-6 (C)

\*Browns, 20-13 (C)

1995—Patriots, 17-14 (NE)

1999—Patriots, 19-7 (C)

2000—Browns, 19-11 (C)

2001—Patriots, 27-16 (NE)

2003—Patriots, 9-3 (NE)

2004—Patriots, 42-15 (C)

2007—Patriots, 34-17 (NE)

2010—Browns, 34-14 (C)

2013—Patriots, 27-26 (NE)

2016—Patriots, 33-13 (C)

2019—Patriots, 27-13 (NE)

2021—Patriots, 45-7 (NE)

(RS Pts.—Patriots 484, Browns 448)

(PS Pts.—Browns 20, Patriots 13)

*AFC First-Round Playoff***CLEVELAND vs. NEW ORLEANS**

RS: Browns lead series, 13-5

1967—Browns, 42-7 (NO)

1968—Browns, 24-10 (NO)

Browns, 35-17 (C)

1969—Browns, 27-17 (NO)

1971—Browns, 21-17 (NO)

1975—Browns, 17-16 (C)

1978—Browns, 24-16 (NO)

1981—Browns, 20-17 (C)

1984—Saints, 16-14 (C)

1987—Saints, 28-21 (NO)

1990—Saints, 25-20 (NO)

1993—Browns, 17-13 (C)

1999—Browns, 21-16 (NO)

2002—Browns, 24-15 (NO)

2006—Saints, 19-14 (C)

2010—Browns, 30-17 (NO)

2014—Browns, 26-24 (C)

2018—Saints, 21-18 (NO)

(RS Pts.—Browns 415, Saints 311)

**CLEVELAND vs. N.Y. GIANTS**

RS: Browns lead series, 27-21-2;

PS: Series tied, 1-1

1950—Giants, 6-0 (C)

Giants, 17-13 (NY)

\*Browns, 8-3 (C)

1951—Browns, 14-13 (C)

Browns, 10-0 (NY)

1952—Giants, 17-9 (C)

Giants, 37-34 (NY)

1953—Browns, 7-0 (NY)

Browns, 62-14 (C)

1954—Browns, 24-14 (C)

Browns, 16-7 (NY)

1955—Browns, 24-14 (C)

Tie, 35-35 (NY)

1956—Giants, 21-9 (C)

Browns, 24-7 (NY)

1957—Browns, 6-3 (C)

Browns, 34-28 (NY)



## ALL-TIME TEAM VS. TEAM RESULTS

1958—Giants, 21-17 (C)  
Giants, 13-10 (NY)  
\*Giants, 10-0 (NY)  
1959—Giants, 10-6 (C)  
Giants, 48-7 (NY)  
1960—Giants, 17-13 (C)  
Browns, 48-34 (NY)  
1961—Giants, 37-21 (C)  
Tie, 7-7 (NY)  
1962—Browns, 17-7 (C)  
Giants, 17-13 (NY)  
1963—Browns, 35-24 (NY)  
Giants, 33-6 (C)  
1964—Browns, 42-20 (C)  
Browns, 52-20 (NY)  
1965—Browns, 38-14 (NY)  
Browns, 34-21 (C)  
1966—Browns, 28-7 (NY)  
Browns, 49-40 (C)  
1967—Giants, 38-34 (NY)  
Browns, 24-14 (C)  
1968—Browns, 45-10 (C)  
1969—Browns, 28-17 (C)  
Giants, 27-14 (NY)  
1973—Browns, 12-10 (C)  
1977—Browns, 21-7 (NY)  
1985—Browns, 35-33 (NY)  
1991—Giants, 13-10 (NY)  
1994—Giants, 16-13 (C)  
2000—Giants, 24-3 (C)  
2004—Giants, 27-10 (NY)  
2008—Browns, 35-14 (C)  
2012—Giants, 41-27 (NY)  
2016—Giants, 27-13 (C)  
2020—Browns, 20-6 (NY)  
(RS Pts.—Browns 1,108, Giants 947)  
(PS Pts.—Giants 13, Browns 8)

*\*Conference Playoff***CLEVELAND vs. N.Y. JETS**

RS: Browns lead series, 14-13;

PS: Browns lead series, 1-0

1970—Browns, 31-21 (C)  
1972—Browns, 26-10 (NY)  
1976—Browns, 38-17 (C)  
1978—Browns, 37-34 (C) OT  
1979—Browns, 25-22 (NY) OT  
1980—Browns, 17-14 (C)  
1981—Jets, 14-13 (C)  
1983—Browns, 10-7 (C)  
1984—Jets, 24-20 (C)  
1985—Jets, 37-10 (NY)  
1986—\* Browns, 23-20 (C) OT  
1988—Jets, 23-3 (C)  
1989—Browns, 38-24 (C)  
1990—Jets, 24-21 (NY)  
1991—Jets, 17-14 (C)  
1994—Browns, 27-7 (C)  
2002—Browns, 24-21 (NY)  
2004—Jets, 10-7 (C)  
2006—Browns, 20-13 (C)  
2007—Browns, 24-18 (NY)  
2010—Jets, 26-20 (NY) OT  
2013—Jets, 24-13 (NY)  
2015—Jets, 31-10 (NY)  
2016—Jets, 31-28 (C)  
2017—Jets, 17-14 (C)  
2018—Browns, 21-17 (C)  
2019—Browns, 23-3 (NY)  
2020—Jets, 23-16 (NY)  
(RS Pts.—Browns 550, Jets 529)  
(PS Pts.—Browns 23, Jets 20)

*\*AFC Divisional Playoff***CLEVELAND vs. PHILADELPHIA**

RS: Browns lead series, 32-17-1

1950—Browns, 35-10 (P)  
Browns, 13-7 (C)  
1951—Browns, 20-17 (C)  
Browns, 24-9 (P)

1952—Browns, 49-7 (P)  
Eagles, 28-20 (C)  
1953—Browns, 37-13 (C)  
Eagles, 42-27 (P)  
1954—Eagles, 28-10 (P)  
Browns, 6-0 (C)  
1955—Browns, 21-17 (C)  
Eagles, 33-17 (P)  
1956—Browns, 16-0 (P)  
Browns, 17-14 (C)  
1957—Browns, 24-7 (C)  
Eagles, 17-7 (P)  
1958—Browns, 28-14 (C)  
Browns, 21-14 (P)  
1959—Browns, 28-7 (C)  
Browns, 28-21 (P)  
1960—Browns, 41-24 (P)  
Eagles, 31-29 (C)  
1961—Eagles, 27-20 (P)  
Browns, 45-24 (C)  
1962—Eagles, 35-7 (P)  
Tie, 14-14 (C)  
1963—Browns, 37-7 (C)  
Browns, 23-17 (P)  
1964—Browns, 28-20 (P)  
Browns, 38-24 (C)  
1965—Browns, 35-17 (P)  
Browns, 38-34 (C)  
1966—Browns, 27-7 (C)  
Eagles, 33-21 (P)  
1967—Eagles, 28-24 (P)  
1968—Browns, 47-13 (C)  
1969—Browns, 27-20 (P)  
1972—Browns, 27-17 (P)  
1976—Browns, 24-3 (C)  
1979—Browns, 24-19 (P)  
1982—Eagles, 24-21 (C)  
1988—Browns, 19-3 (C)  
1991—Eagles, 32-30 (C)  
1994—Browns, 26-7 (P)  
2000—Eagles, 35-24 (C)  
2004—Eagles, 34-31 (C) OT  
2008—Eagles, 30-10 (P)  
2012—Eagles, 17-16 (C)  
2016—Eagles, 29-10 (P)  
2020—Browns, 22-17 (C)  
(RS Pts.—Browns 1,233, Eagles 947)  
**CLEVELAND vs. PITTSBURGH**  
RS: Steelers lead series, 77-60-1;  
PS: Steelers lead series, 2-1  
1950—Browns, 30-17 (P)  
Browns, 45-7 (C)  
1951—Browns, 17-0 (C)  
Browns, 28-0 (P)  
1952—Browns, 21-20 (P)  
Browns, 29-28 (C)  
1953—Browns, 34-16 (C)  
Browns, 20-16 (P)  
1954—Steelers, 55-27 (P)  
Browns, 42-7 (C)  
1955—Browns, 41-14 (C)  
Browns, 30-7 (P)  
1956—Browns, 14-10 (P)  
Steelers, 24-16 (C)  
1957—Browns, 23-12 (P)  
Browns, 24-0 (C)  
1958—Browns, 45-12 (P)  
Browns, 27-10 (C)  
1959—Steelers, 17-7 (P)  
Steelers, 21-20 (C)  
1960—Browns, 28-20 (C)  
Steelers, 14-10 (P)  
1961—Browns, 30-28 (P)  
Steelers, 17-13 (C)  
1962—Browns, 41-14 (P)  
Browns, 35-14 (C)  
1963—Browns, 35-23 (C)  
Steelers, 9-7 (P)

1964—Steelers, 23-7 (C)  
Browns, 30-17 (P)  
1965—Browns, 24-19 (C)  
Browns, 42-21 (P)  
1966—Browns, 41-10 (C)  
Steelers, 16-6 (P)  
1967—Browns, 21-10 (C)  
Browns, 34-14 (P)  
1968—Browns, 31-24 (C)  
Browns, 45-24 (P)  
1969—Browns, 42-31 (C)  
Browns, 24-3 (P)  
1970—Browns, 15-7 (C)  
Steelers, 28-9 (P)  
1971—Browns, 27-17 (C)  
Steelers, 26-9 (P)  
1972—Browns, 26-24 (C)  
Steelers, 30-0 (P)  
1973—Steelers, 33-6 (P)  
Browns, 21-16 (C)  
1974—Steelers, 20-16 (P)  
Steelers, 26-16 (C)  
1975—Steelers, 42-6 (C)  
Steelers, 31-17 (P)  
1976—Steelers, 31-14 (P)  
Browns, 18-16 (C)  
1977—Steelers, 28-14 (C)  
Steelers, 35-31 (P)  
1978—Steelers, 15-9 (P) OT  
Steelers, 34-14 (C)  
1979—Steelers, 51-35 (C)  
Steelers, 33-30 (P) OT  
1980—Browns, 27-26 (C)  
Steelers, 16-13 (P)  
1981—Steelers, 13-7 (P)  
Steelers, 32-10 (C)  
1982—Browns, 10-9 (C)  
Steelers, 37-21 (P)  
1983—Steelers, 44-17 (P)  
Browns, 30-17 (C)  
1984—Browns, 20-10 (C)  
Steelers, 23-20 (P)  
1985—Browns, 17-7 (C)  
Steelers, 10-9 (P)  
1986—Browns, 27-24 (P)  
Browns, 37-31 (C) OT  
1987—Browns, 34-10 (C)  
Browns, 19-13 (P)  
1988—Browns, 23-9 (P)  
Browns, 27-7 (C)  
1989—Browns, 51-0 (C)  
Steelers, 17-7 (C)  
1990—Browns, 13-3 (C)  
Steelers, 35-0 (P)  
1991—Browns, 17-14 (C)  
Steelers, 17-10 (P)  
1992—Browns, 17-9 (C)  
Steelers, 23-13 (P)  
1993—Browns, 28-23 (C)  
Steelers, 16-9 (P)  
1994—Steelers, 17-10 (C)  
Steelers, 17-7 (P)  
\*Steelers, 29-9 (P)  
1995—Steelers, 20-3 (P)  
Steelers, 20-17 (C)  
1999—Steelers, 43-0 (C)  
Browns, 16-15 (P)  
2000—Browns, 23-20 (C)  
Steelers, 22-0 (P)  
2001—Steelers, 15-12 (C) OT  
Steelers, 28-7 (P)  
2002—Steelers, 16-13 (P) OT  
Steelers, 23-20 (C)  
\*\*Steelers, 36-33 (P)  
2003—Browns, 33-13 (P)  
Steelers, 13-6 (C)  
2004—Steelers, 34-23 (P)  
Steelers, 24-10 (C)

## ALL-TIME TEAM VS. TEAM RESULTS

2005—Steelers, 34-21 (P)  
Steelers, 41-0 (C)  
2006—Steelers, 24-20 (C)  
Steelers, 27-7 (P)  
2007—Steelers, 34-7 (C)  
Steelers, 31-28 (P)  
2008—Steelers, 10-6 (C)  
Steelers, 31-0 (P)  
2009—Steelers, 27-14 (P)  
Browns, 13-6 (C)  
2010—Steelers, 28-10 (P)  
Steelers, 41-9 (C)  
2011—Steelers, 14-3 (P)  
Steelers, 13-9 (C)  
2012—Browns, 20-14 (C)  
Steelers, 24-10 (P)  
2013—Steelers, 27-11 (C)  
Steelers, 20-7 (P)  
2014—Steelers, 30-27 (P)  
Browns, 31-10 (C)  
2015—Steelers, 30-9 (P)  
Steelers, 28-12 (C)  
2016—Steelers, 24-9 (C)  
Steelers, 27-24 (P) OT  
2017—Steelers, 21-18 (C)  
Steelers, 28-24 (P)  
2018—Tie, 21-21 (C) OT  
Steelers, 33-18 (P)  
2019—Browns, 21-7 (C)  
Steelers, 20-13 (P)  
2020—Steelers, 38-7 (P)  
Browns, 24-22 (C)  
\*\*Browns, 48-37 (P)  
2021—Steelers, 15-10 (C)  
Steelers, 26-14 (P)  
(RS Pts.—Steelers 2,848, Browns 2,629)  
(PS Pts.—Steelers 102, Browns 90)  
*\*AFC Divisional Playoff*  
*\*\*AFC First-Round Playoff*  
**CLEVELAND vs. SAN FRANCISCO**  
RS: Browns lead series, 12-8  
1950—Browns, 34-14 (C)  
1951—49ers, 24-10 (SF)  
1953—Browns, 23-21 (C)  
1955—Browns, 38-3 (SF)  
1959—49ers, 21-20 (C)  
1962—Browns, 13-10 (SF)  
1968—Browns, 33-21 (SF)  
1970—49ers, 34-31 (SF)  
1974—Browns, 7-0 (C)  
1978—Browns, 24-7 (C)  
1981—Browns, 15-12 (SF)  
1984—49ers, 41-7 (C)  
1987—49ers, 38-24 (SF)  
1990—49ers, 20-17 (SF)  
1993—Browns, 23-13 (C)  
2003—Browns, 13-12 (SF)  
2007—Browns, 20-7 (C)  
2011—49ers, 20-10 (SF)  
2015—Browns, 24-10 (C)  
2019—49ers, 31-3 (SF)  
(RS Pts.—Browns 389, 49ers 359)  
**CLEVELAND vs. SEATTLE**  
RS: Seahawks lead series, 13-6  
1977—Seahawks, 20-19 (S)  
1978—Seahawks, 47-24 (S)  
1979—Seahawks, 29-24 (C)  
1980—Browns, 27-3 (S)  
1981—Seahawks, 42-21 (S)  
1982—Browns, 21-7 (S)  
1983—Seahawks, 24-9 (C)  
1984—Seahawks, 33-0 (S)  
1985—Seahawks, 31-13 (S)  
1988—Seahawks, 16-10 (C)  
1989—Browns, 17-7 (S)  
1993—Seahawks, 22-5 (S)  
1994—Browns, 35-9 (C)  
2001—Seahawks, 9-6 (C)

2003—Seahawks, 34-7 (S)  
2007—Browns, 33-30 (C) OT  
2011—Browns, 6-3 (C)  
2015—Seahawks, 30-13 (S)  
2019—Seahawks, 32-28 (C)  
(RS Pts.—Seahawks 428, Browns 318)  
**CLEVELAND vs. TAMPA BAY**  
RS: Browns lead series, 6-4  
1976—Browns, 24-7 (TB)  
1980—Browns, 34-27 (TB)  
1983—Browns, 20-0 (C)  
1989—Browns, 42-31 (TB)  
1995—Browns, 22-6 (C)  
2002—Buccaneers 17-3 (TB)  
2006—Buccaneers, 22-7 (C)  
2010—Buccaneers, 17-14 (TB)  
2014—Browns, 22-17 (C)  
2018—Buccaneers, 26-23 (TB) OT  
(RS Pts.—Browns 211, Buccaneers 170)  
**CLEVELAND vs. TENNESSEE**  
RS: Browns lead series, 36-31;  
PS: Titans lead series, 1-0  
1970—Browns, 28-14 (C)  
Browns, 21-10 (H)  
1971—Browns, 31-0 (C)  
Browns, 37-24 (H)  
1972—Browns, 23-17 (H)  
Browns, 20-0 (C)  
1973—Browns, 42-13 (C)  
Browns, 23-13 (H)  
1974—Browns, 20-7 (C)  
Oilers, 28-24 (H)  
1975—Oilers, 40-10 (C)  
Oilers, 21-10 (H)  
1976—Browns, 21-7 (H)  
Browns, 13-10 (C)  
1977—Browns, 24-23 (H)  
Oilers, 19-15 (C)  
1978—Oilers, 16-13 (C)  
Oilers, 14-10 (H)  
1979—Oilers, 31-10 (H)  
Browns, 14-7 (C)  
1980—Oilers, 16-7 (C)  
Browns, 17-14 (H)  
1981—Oilers, 9-3 (C)  
Oilers, 17-13 (H)  
1982—Browns, 20-14 (H)  
1983—Browns, 25-19 (C) OT  
Oilers, 34-27 (H)  
1984—Browns, 27-10 (C)  
Browns, 27-20 (H)  
1985—Browns, 21-6 (H)  
Browns, 28-21 (C)  
1986—Browns, 23-20 (H)  
Browns, 13-10 (C) OT  
1987—Oilers, 15-10 (C)  
Browns, 40-7 (H)  
1988—Oilers, 24-17 (H)  
Browns, 28-23 (C)  
\*\*Oilers, 24-23 (C)  
1989—Browns, 28-17 (C)  
Browns, 24-20 (H)  
1990—Oilers, 35-23 (C)  
Oilers, 58-14 (H)  
1991—Oilers, 28-24 (H)  
Oilers, 17-14 (C)  
1992—Browns, 24-14 (H)  
Oilers, 17-14 (C)  
1993—Oilers, 27-20 (C)  
Oilers, 19-17 (H)  
1994—Browns, 11-8 (H)  
Browns, 34-10 (C)  
1995—Browns, 14-7 (H)  
Oilers, 37-10 (C)  
1999—Titans, 26-9 (T)  
Titans, 33-21 (C)  
2000—Titans, 24-10 (T)  
Titans, 24-0 (C)

2001—Titans, 31-15 (C)  
Browns, 41-38 (T)  
2002—Browns, 31-28 (T) OT  
2005—Browns, 20-14 (C)  
2008—Titans, 28-9 (T)  
2011—Titans, 31-13 (C)  
2014—Browns, 29-28 (T)  
2015—Browns, 28-14 (C)  
2016—Titans, 28-26 (T)  
2017—Titans, 12-9 (C) OT  
2019—Titans, 43-13 (C)  
2020—Browns, 41-35 (T)  
(RS Pts.—Titans 1,344, Browns 1,341)  
(PS Pts.—Titans 24, Browns 23)  
*\*Franchise in Houston prior to 1997; known as Oilers prior to 1999*  
*\*\*AFC First-Round Playoff*  
**CLEVELAND vs. WASHINGTON**  
RS: Browns lead series, 34-12-1  
1950—Browns, 20-14 (C)  
Browns, 45-21 (W)  
1951—Browns, 45-0 (C)  
1952—Browns, 19-15 (C)  
Browns, 48-24 (W)  
1953—Browns, 30-14 (W)  
Browns, 27-3 (C)  
1954—Browns, 62-3 (C)  
Browns, 34-14 (W)  
1955—Redskins, 27-17 (C)  
Browns, 24-14 (W)  
1956—Redskins, 20-9 (W)  
Redskins, 20-17 (C)  
1957—Browns, 21-17 (C)  
Tie, 30-30 (W)  
1958—Browns, 20-10 (W)  
Browns, 21-14 (C)  
1959—Browns, 34-7 (C)  
Browns, 31-17 (W)  
1960—Browns, 31-10 (W)  
Browns, 27-16 (C)  
1961—Browns, 31-7 (C)  
Browns, 17-6 (W)  
1962—Redskins, 17-16 (C)  
Redskins, 17-9 (W)  
1963—Browns, 37-14 (C)  
Browns, 27-20 (W)  
1964—Browns, 27-13 (W)  
Browns, 34-24 (C)  
1965—Browns, 17-7 (W)  
Browns, 24-16 (C)  
1966—Browns, 38-14 (W)  
Browns, 14-3 (C)  
1967—Browns, 42-37 (C)  
1968—Browns, 24-21 (W)  
1969—Browns, 27-23 (C)  
1971—Browns, 20-13 (W)  
1975—Redskins, 23-7 (C)  
1979—Redskins, 13-9 (C)  
1985—Redskins, 14-7 (C)  
1988—Browns, 17-13 (W)  
1991—Redskins, 42-17 (W)  
2004—Browns, 17-13 (C)  
2008—Redskins, 14-11 (W)  
2012—Redskins, 38-21 (C)  
2016—Redskins, 31-20 (W)  
2020—Browns, 34-20 (C)  
(RS Pts.—Browns 1,176, Commanders 783)  
*\*Franchise known as Redskins prior to 2020; Washington Football Team prior to 2022*  
**DALLAS vs. ARIZONA**  
RS: Cowboys lead series, 56-33-1;  
PS: Cardinals lead series, 1-0;  
See Arizona vs. Dallas  
**DALLAS vs. ATLANTA**  
RS: Cowboys lead series, 17-11;  
PS: Cowboys lead series, 2-0;  
See Atlanta vs. Dallas

## ALL-TIME TEAM VS. TEAM RESULTS

**DALLAS vs. BALTIMORE**

RS: Ravens lead series, 5-1;  
See Baltimore vs. Dallas

**DALLAS vs. BUFFALO**

RS: Cowboys lead series, 6-5;  
PS: Cowboys lead series, 2-0;  
See Buffalo vs. Dallas

**DALLAS vs. CAROLINA**

RS: Cowboys lead series, 10-3;  
PS: Panthers lead series, 2-0;  
See Carolina vs. Dallas

**DALLAS vs. CHICAGO**

RS: Cowboys lead series, 13-12;  
PS: Cowboys lead series, 2-0;  
See Chicago vs. Dallas

**DALLAS vs. CINCINNATI**

RS: Cowboys lead series, 9-4;  
See Cincinnati vs. Dallas

**DALLAS vs. CLEVELAND**

RS: Browns lead series, 16-13;  
PS: Browns lead series, 2-1;  
See Cleveland vs. Dallas

**DALLAS vs. DENVER**

RS: Broncos lead series, 9-4;  
PS: Cowboys lead series, 1-0  
1973—Cowboys, 22-10 (Den)  
1977—Cowboys, 14-6 (Dal)  
\*Cowboys, 27-10 (New Orleans)

1980—Broncos, 41-20 (Den)

1986—Broncos, 29-14 (Den)

1992—Cowboys, 31-27 (Den)

1995—Cowboys, 31-21 (Dal)

1998—Broncos, 42-23 (Den)

2001—Broncos, 26-24 (Dal)

2005—Broncos, 24-21 (Dal) OT

2009—Broncos, 17-10 (Den)

2013—Broncos, 51-48 (Dal)

2017—Broncos, 42-17 (Den)

2021—Broncos, 30-16 (Dal)

(RS Pts.—Broncos 366, Cowboys 291)

(PS Pts.—Cowboys 27, Broncos 10)

\**Super Bowl XII*

**DALLAS vs. DETROIT**

RS: Cowboys lead series, 15-11;  
PS: Cowboys lead series, 2-1

1960—Lions, 23-14 (Det)

1963—Cowboys, 17-14 (Dal)

1968—Cowboys, 59-13 (Dal)

1970—\*Cowboys, 5-0 (Dal)

1972—Cowboys, 28-24 (Dal)

1975—Cowboys, 36-10 (Det)

1977—Cowboys, 37-0 (Dal)

1981—Lions, 27-24 (Det)

1985—Lions, 26-21 (Det)

1986—Cowboys, 31-7 (Det)

1987—Lions, 27-17 (Det)

1991—Lions, 34-10 (Det)

\*Lions, 38-6 (Det)

1992—Cowboys, 37-3 (Det)

1994—Lions, 20-17 (Dal) OT

2001—Lions, 15-10 (Det)

2002—Lions, 9-7 (Det)

2003—Cowboys, 38-7 (Det)

2004—Cowboys, 31-21 (Dal)

2005—Cowboys, 20-7 (Dal)

2006—Lions, 39-31 (Dal)

2007—Cowboys, 28-27 (Det)

2010—Cowboys, 35-19 (Dal)

2011—Lions, 34-30 (Dal)

2013—Lions, 31-30 (Det)

2014—\*\*Cowboys, 24-20 (Dal)

2016—Cowboys, 42-21 (Dal)

2018—Cowboys, 26-24 (Dal)

2019—Cowboys, 35-27 (Det)

(RS Pts.—Cowboys 711, Lions 509)

(PS Pts.—Lions 58, Cowboys 35)

\**NFC Divisional Playoff*

\*\**NFC First-Round Playoff*

**DALLAS vs. GREEN BAY**

RS: Packers lead series, 16-13;  
PS: Series tied, 4-4

1960—Packers, 41-7 (GB)

1964—Packers, 45-21 (D)

1965—Packers, 13-3 (Mil)

1966—\*Packers, 34-27 (D)

1967—\*Packers, 21-17 (GB)

1968—Packers, 28-17 (D)

1970—Cowboys, 16-3 (D)

1972—Packers, 16-13 (Mil)

1975—Packers, 19-17 (D)

1978—Cowboys, 42-14 (Mil)

1980—Cowboys, 28-7 (Mil)

1982—\*\*Cowboys, 37-26 (D)

1984—Cowboys, 20-6 (D)

1989—Packers, 31-13 (GB)

Packers, 20-10 (D)

1991—Cowboys, 20-17 (Mil)

1993—Cowboys, 36-14 (D)

\*\*\*Cowboys, 27-17 (D)

1994—Cowboys, 42-31 (D)

\*\*\*Cowboys, 35-9 (D)

1995—Cowboys, 34-24 (D)

\*\*\*Cowboys, 38-27 (D)

1996—Cowboys, 21-6 (D)

1997—Packers, 45-17 (GB)

1999—Cowboys, 27-13 (D)

2004—Packers, 41-20 (GB)

2007—Cowboys, 37-27 (D)

2008—Cowboys, 27-16 (GB)

2009—Packers, 17-7 (GB)

2010—Packers, 45-7 (GB)

2013—Packers, 37-36 (D)

2014—\*\*\*Packers, 26-21 (GB)

2015—Packers, 28-7 (GB)

2016—Cowboys, 30-16 (GB)

\*\*\*Packers, 34-31 (D)

2017—Packers, 35-31 (D)

2019—Packers, 34-24 (D)

(RS Pts.—Packers 689, Cowboys 630)

(PS Pts.—Cowboys 233, Packers 194)

\**NFL Championship*

\*\**NFC Second-Round Playoff*

\*\*\**NFC Divisional Playoff*

\*\*\*\**NFC Championship*

**DALLAS vs. HOUSTON**

RS: Cowboys lead series, 3-2

2002—Texans, 19-10 (H)

2006—Cowboys, 34-6 (D)

2010—Cowboys, 27-13 (H)

2014—Cowboys, 20-17 (D) OT

2018—Texans, 19-16 (H) OT

(RS Pts.—Cowboys 107, Texans 74)

**DALLAS vs. INDIANAPOLIS**

RS: Cowboys lead series, 10-6;

PS: Colts lead series, 1-0

1960—Colts, 45-7 (D)

1967—Colts, 23-17 (B)

1969—Cowboys, 27-10 (D)

1970—\*\*Colts, 16-13 (Miami)

1972—Cowboys, 21-0 (B)

1976—Cowboys, 30-27 (D)

1978—Cowboys, 38-0 (D)

1981—Cowboys, 37-13 (B)

1984—Cowboys, 22-3 (D)

1993—Cowboys, 27-3 (I)

1996—Colts, 25-24 (D)

1999—Colts, 34-24 (I)

2002—Colts, 20-3 (I)

2006—Cowboys, 21-14 (D)

2010—Cowboys, 38-35 (I) OT

2014—Cowboys, 42-7 (D)

2018—Colts, 23-0 (I)

(RS Pts.—Cowboys 378, Colts 282)

(PS Pts.—Colts 16, Cowboys 13)

\**Franchise in Baltimore prior to 1984*

\*\**Super Bowl V*

**DALLAS vs. JACKSONVILLE**

RS: Cowboys lead series, 4-3

1997—Cowboys, 26-22 (D)

2000—Jaguars, 23-17 (D) OT

2002—Cowboys, 21-19 (D)

2006—Jaguars, 24-17 (J)

2010—Jaguars, 35-17 (D)

2014—Cowboys, 31-17 (London)

2018—Cowboys, 40-7 (D)

(RS Pts.—Cowboys 169, Jaguars 147)

**DALLAS vs. KANSAS CITY**

RS: Cowboys lead series, 7-4

1970—Cowboys, 27-16 (KC)

1975—Chiefs, 34-31 (D)

1983—Cowboys, 41-21 (D)

1989—Chiefs, 36-28 (KC)

1992—Cowboys, 17-10 (D)

1995—Cowboys, 24-12 (D)

1998—Chiefs, 20-17 (KC)

2005—Cowboys, 31-28 (D)

2009—Cowboys, 26-20 (KC) OT

2013—Chiefs, 17-16 (KC)

2017—Cowboys, 28-17 (D)

(RS Pts.—Cowboys 286, Chiefs 231)

**DALLAS vs. LAS VEGAS**

RS: Raiders lead series, 7-6

1974—Raiders, 27-23 (O)

1980—Cowboys, 19-13 (O)

1983—Raiders, 40-38 (D)

1986—Raiders, 17-13 (D)

1992—Cowboys, 28-13 (LA)

1995—Cowboys, 34-21 (O)

1998—Raiders, 13-12 (D)

2001—Raiders, 28-21 (O)

2005—Raiders, 19-13 (O)

2009—Cowboys, 24-7 (D)

2013—Cowboys, 31-24 (D)

2017—Cowboys, 20-17 (O)

2021—Raiders, 36-33 (D) OT

(RS Pts.—Cowboys 309, Raiders 275)

\**Franchise in Los Angeles from 1982-94 and*

*in Oakland from 1960-81 and from 1995-*

*2019*

**DALLAS vs. L.A. CHARGERS**

RS: Cowboys lead series, 7-5

1972—Cowboys, 34-28 (SD)

1980—Cowboys, 42-31 (D)

1983—Chargers, 24-23 (SD)

1986—Cowboys, 24-21 (SD)

1990—Cowboys, 17-14 (D)

1995—Cowboys, 23-9 (SD)

2001—Chargers, 32-21 (D)

2005—Cowboys, 28-24 (SD)

2009—Chargers, 20-17 (D)

2013—Chargers, 30-21 (SD)

2017—Chargers, 28-6 (D)

2021—Cowboys, 20-17 (LA)

(RS Pts.—Chargers 278, Cowboys 276)

\**Franchise in San Diego from 1961-2016*

**DALLAS vs. L.A. RAMS**

RS: Cowboys lead series, 14-13;

PS: Rams lead series, 5-4

1960—Rams, 38-13 (D)

1962—Cowboys, 27-17 (LA)

1967—Rams, 35-13 (D)

1969—Rams, 24-23 (LA)

1971—Cowboys, 28-21 (D)

1973—Rams, 37-31 (LA)

\*\*Cowboys, 27-16 (D)

1975—Cowboys, 18-7 (D)

\*\*\*Cowboys, 37-7 (LA)

1976—\*\*Rams, 14-12 (D)

1978—Rams, 27-14 (LA)

\*\*\*Cowboys, 28-0 (LA)

1979—Cowboys, 30-6 (D)

\*\*Rams, 21-19 (D)

1980—Rams, 38-14 (LA)

\*\*\*Cowboys, 34-13 (D)

## ALL-TIME TEAM VS. TEAM RESULTS

1981—Cowboys, 29-17 (D)  
 1983—\*\*\*\*Rams, 24-17 (D)  
 1984—Cowboys, 20-13 (LA)  
 1985—\*\*Rams, 20-0 (LA)  
 1986—Rams, 29-10 (LA)  
 1987—Cowboys, 29-21 (LA)  
 1989—Rams, 35-31 (D)  
 1990—Cowboys, 24-21 (LA)  
 1992—Rams, 27-23 (D)  
 2002—Cowboys, 13-10 (StL)  
 2005—Rams, 20-10 (D)  
 2007—Cowboys, 35-7 (D)  
 2008—Rams, 34-14 (StL)  
 2011—Cowboys, 34-7 (D)  
 2013—Cowboys, 31-7 (D)  
 2014—Cowboys, 34-31 (StL)  
 2017—Rams, 35-30 (D)  
 2018—\*\*Rams, 30-22 (LA)  
 2019—Cowboys, 44-21 (D)  
 2020—Rams, 20-17 (LA)  
 (RS Pts.—Cowboys 639, Rams 605)  
 (PS Pts.—Cowboys 196, Rams 145)  
*\*Franchise in St. Louis from 1995-2015*  
*\*\*NFC Divisional Playoff*  
*\*\*\*NFC Championship*  
*\*\*\*\*NFC First-Round Playoff*  
**DALLAS vs. MIAMI**  
 RS: Series tied, 7-7:  
 PS: Cowboys lead series, 1-0  
 1971—\*Cowboys, 24-3 (New Orleans)  
 1973—Dolphins, 14-7 (D)  
 1978—Dolphins, 23-16 (M)  
 1981—Cowboys, 28-27 (D)  
 1984—Dolphins, 28-21 (M)  
 1987—Dolphins, 20-14 (D)  
 1989—Dolphins, 17-14 (D)  
 1993—Dolphins, 16-14 (D)  
 1996—Cowboys, 29-10 (M)  
 1999—Cowboys, 20-0 (D)  
 2003—Dolphins, 40-21 (D)  
 2007—Cowboys, 37-20 (M)  
 2011—Cowboys, 20-19 (D)  
 2015—Cowboys, 24-14 (M)  
 2019—Cowboys, 31-6 (D)  
 (RS Pts.—Cowboys 296, Dolphins 254)  
 (PS Pts.—Cowboys 24, Dolphins 3)  
*\*Super Bowl VI*  
**DALLAS vs. MINNESOTA**  
 RS: Cowboys lead series, 14-12:  
 PS: Cowboys lead series, 4-3  
 1961—Cowboys, 21-7 (D)  
     Cowboys, 28-0 (M)  
 1966—Cowboys, 28-17 (D)  
 1968—Cowboys, 20-7 (M)  
 1970—Vikings, 54-13 (M)  
 1971—\*Cowboys, 20-12 (M)  
 1973—\*\*Vikings, 27-10 (D)  
 1974—Vikings, 23-21 (D)  
 1975—\*Cowboys, 17-14 (M)  
 1977—Cowboys, 16-10 (M) OT  
     \*\*Cowboys, 23-6 (D)  
 1978—Vikings, 21-10 (D)  
 1979—Cowboys, 36-20 (M)  
 1982—Vikings, 31-27 (M)  
 1983—Cowboys, 37-24 (M)  
 1987—Vikings, 44-38 (D) OT  
 1988—Vikings, 43-3 (D)  
 1993—Cowboys, 37-20 (M)  
 1995—Cowboys, 23-17 (M) OT  
 1996—\*\*\*Cowboys, 40-15 (D)  
 1998—Vikings, 46-36 (D)  
 1999—Vikings, 27-17 (M)  
     \*\*\*Vikings, 27-10 (M)  
 2000—Vikings, 27-15 (D)  
 2004—Vikings, 35-17 (M)  
 2007—Cowboys, 24-14 (D)  
 2009—\*Vikings, 34-3 (M)  
 2010—Vikings, 24-21 (M)

2013—Cowboys, 27-23 (D)  
 2016—Cowboys, 17-15 (M)  
 2019—Vikings, 28-24 (D)  
 2020—Cowboys, 31-28 (M)  
 2021—Cowboys, 20-16 (M)  
 (RS Pts.—Vikings 622, Cowboys 607)  
 (PS Pts.—Vikings 135, Cowboys 123)  
*\*NFC Divisional Playoff*  
*\*\*NFC Championship*  
*\*\*\*NFC First-Round Playoff*  
**DALLAS vs. NEW ENGLAND**  
 RS: Cowboys lead series, 8-6  
 1971—Cowboys, 44-21 (D)  
 1975—Cowboys, 34-31 (NE)  
 1978—Cowboys, 17-10 (D)  
 1981—Cowboys, 35-21 (NE)  
 1984—Cowboys, 20-17 (D)  
 1987—Cowboys, 23-17 (NE) OT  
 1996—Cowboys, 12-6 (D)  
 1999—Patriots, 13-6 (NE)  
 2003—Patriots, 12-0 (NE)  
 2007—Patriots, 48-27 (D)  
 2011—Patriots, 20-16 (NE)  
 2015—Patriots, 30-6 (D)  
 2019—Patriots, 13-9 (NE)  
 2021—Cowboys, 35-29 (NE) OT  
 (RS Pts.—Patriots 288, Cowboys 284)  
**DALLAS vs. NEW ORLEANS**  
 RS: Cowboys lead series, 18-13  
 1967—Cowboys, 14-10 (D)  
     Cowboys, 27-10 (NO)  
 1968—Cowboys, 17-3 (NO)  
 1969—Cowboys, 21-17 (NO)  
     Cowboys, 33-17 (D)  
 1971—Saints, 24-14 (NO)  
 1973—Cowboys, 40-3 (D)  
 1976—Cowboys, 24-6 (NO)  
 1978—Cowboys, 27-7 (D)  
 1982—Cowboys, 21-7 (D)  
 1983—Cowboys, 21-20 (D)  
 1984—Cowboys, 30-27 (D) OT  
 1988—Saints, 20-17 (NO)  
 1989—Saints, 28-0 (NO)  
 1990—Cowboys, 17-13 (D)  
 1991—Cowboys, 23-14 (D)  
 1994—Cowboys, 24-16 (NO)  
 1998—Saints, 22-3 (NO)  
 1999—Saints, 31-24 (NO)  
 2003—Saints, 13-7 (NO)  
 2004—Saints, 27-13 (D)  
 2006—Saints, 42-17 (D)  
 2009—Cowboys, 24-17 (NO)  
 2010—Saints, 30-27 (D)  
 2012—Saints, 34-31 (D) OT  
 2013—Saints, 49-17 (NO)  
 2014—Cowboys, 38-17 (D)  
 2015—Saints, 26-20 (NO) OT  
 2018—Cowboys, 13-10 (D)  
 2019—Saints, 12-10 (NO)  
 2021—Cowboys, 27-17 (NO)  
 (RS Pts.—Cowboys 641, Saints 589)  
**DALLAS vs. N.Y. GIANTS**  
 RS: Cowboys lead series, 71-46-2:  
 PS: Giants lead series, 1-0  
 1960—Tie, 31-31 (NY)  
 1961—Giants, 31-10 (D)  
     Cowboys, 17-16 (NY)  
 1962—Giants, 41-10 (D)  
     Giants, 41-31 (NY)  
 1963—Giants, 37-21 (NY)  
     Giants, 34-27 (D)  
 1964—Tie, 13-13 (D)  
     Cowboys, 31-21 (NY)  
 1965—Cowboys, 31-2 (D)  
     Cowboys, 38-20 (NY)  
 1966—Cowboys, 52-7 (D)  
     Cowboys, 17-7 (NY)  
 1967—Cowboys, 38-24 (D)

1968—Giants, 27-21 (D)  
     Cowboys, 28-10 (NY)  
 1969—Cowboys, 25-3 (D)  
 1970—Cowboys, 28-10 (D)  
     Giants, 23-20 (NY)  
 1971—Cowboys, 20-13 (D)  
     Cowboys, 42-14 (NY)  
 1972—Cowboys, 23-14 (NY)  
     Giants, 23-3 (D)  
 1973—Cowboys, 45-28 (D)  
     Cowboys, 23-10 (New Haven)  
 1974—Giants, 14-6 (D)  
     Cowboys, 21-7 (New Haven)  
 1975—Cowboys, 13-7 (NY)  
     Cowboys, 14-3 (D)  
 1976—Cowboys, 24-14 (NY)  
     Cowboys, 9-3 (D)  
 1977—Cowboys, 41-21 (D)  
     Cowboys, 24-10 (NY)  
 1978—Cowboys, 34-24 (NY)  
     Cowboys, 24-3 (D)  
 1979—Cowboys, 16-14 (NY)  
     Cowboys, 28-7 (D)  
 1980—Cowboys, 24-3 (D)  
     Giants, 38-35 (NY)  
 1981—Cowboys, 18-10 (D)  
     Giants, 13-10 (NY) OT  
 1983—Cowboys, 28-13 (D)  
     Cowboys, 38-20 (NY)  
 1984—Giants, 28-7 (NY)  
     Giants, 19-7 (D)  
 1985—Cowboys, 30-29 (NY)  
     Cowboys, 28-21 (D)  
 1986—Cowboys, 31-28 (D)  
     Giants, 17-14 (NY)  
 1987—Cowboys, 16-14 (NY)  
     Cowboys, 33-24 (D)  
 1988—Giants, 12-10 (D)  
     Giants, 29-21 (NY)  
 1989—Giants, 30-13 (D)  
     Giants, 15-0 (NY)  
 1990—Giants, 28-7 (D)  
     Giants, 31-17 (NY)  
 1991—Cowboys, 21-16 (D)  
     Giants, 22-9 (NY)  
 1992—Cowboys, 34-28 (NY)  
     Cowboys, 30-3 (D)  
 1993—Cowboys, 31-9 (D)  
     Cowboys, 16-13 (NY) OT  
 1994—Cowboys, 38-10 (D)  
     Giants, 15-10 (NY)  
 1995—Cowboys, 35-0 (NY)  
     Cowboys, 21-20 (D)  
 1996—Cowboys, 27-0 (D)  
     Giants, 20-6 (NY)  
 1997—Giants, 20-17 (NY)  
     Giants, 20-7 (D)  
 1998—Cowboys, 31-7 (NY)  
     Cowboys, 16-6 (D)  
 1999—Giants, 13-10 (NY)  
     Cowboys, 26-18 (D)  
 2000—Giants, 19-14 (NY)  
     Giants, 17-13 (D)  
 2001—Giants, 27-24 (NY) OT  
     Cowboys, 20-13 (D)  
 2002—Giants, 21-17 (D)  
     Giants, 37-7 (NY)  
 2003—Cowboys, 35-32 (NY) OT  
     Cowboys, 19-3 (D)  
 2004—Giants, 26-10 (D)  
     Giants, 28-24 (NY)  
 2005—Cowboys, 16-13 (D) OT  
     Giants, 17-10 (NY)  
 2006—Giants, 36-22 (D)  
     Cowboys, 23-20 (NY)  
 2007—Cowboys, 45-35 (D)  
     Cowboys, 31-20 (NY)  
     \*Giants, 21-17 (D)

## ALL-TIME TEAM VS. TEAM RESULTS

2008—Giants, 35-14 (NY)  
Cowboys, 20-8 (D)

2009—Giants, 33-31 (D)  
Giants, 31-24 (NY)

2010—Giants, 41-35 (D)  
Cowboys, 33-20 (NY)

2011—Giants, 37-34 (D)  
Giants, 31-14 (NY)

2012—Cowboys, 24-17 (NY)  
Giants, 29-24 (D)

2013—Cowboys, 36-31 (D)  
Cowboys, 24-21 (NY)

2014—Cowboys, 31-21 (D)  
Cowboys, 31-28 (NY)

2015—Cowboys, 27-26 (D)  
Giants, 27-20 (NY)

2016—Giants, 20-19 (D)  
Giants, 10-7 (NY)

2017—Cowboys, 19-3 (D)  
Cowboys, 30-10 (NY)

2018—Cowboys, 20-13 (D)  
Cowboys, 36-35 (NY)

2019—Cowboys, 35-17 (D)  
Cowboys, 37-18 (NY)

2020—Cowboys, 37-34 (D)  
Giants, 23-19 (NY)

2021—Cowboys, 44-20 (D)  
Cowboys, 21-6 (NY)

(RS Pts.—Cowboys 2,747 Giants 2,298)  
(PS Pts.—Giants 21, Cowboys 17)  
*\*NFC Divisional Playoff*  
**DALLAS vs. N.Y. JETS**  
RS: Cowboys lead series, 7-5  
1971—Cowboys, 52-10 (D)  
1975—Cowboys, 31-21 (NY)  
1978—Cowboys, 30-7 (NY)  
1987—Cowboys, 38-24 (NY)  
1990—Jets, 24-9 (NY)  
1993—Cowboys, 28-7 (NY)  
1999—Jets, 22-21 (D)  
2003—Cowboys, 17-6 (NY)  
2007—Cowboys, 34-3 (D)  
2011—Jets, 27-24 (NY)  
2015—Jets, 19-16 (D)  
2019—Jets, 24-22 (NY)  
(RS Pts.—Cowboys 322, Jets 194)  
**DALLAS vs. PHILADELPHIA**  
RS: Cowboys lead series, 69-53;  
PS: Cowboys lead series, 3-1  
1960—Eagles, 27-25 (D)  
1961—Eagles, 43-7 (D)  
Eagles, 35-13 (P)  
1962—Cowboys, 41-19 (D)  
Eagles, 28-14 (P)  
1963—Eagles, 24-21 (P)  
Cowboys, 27-20 (D)  
1964—Eagles, 17-14 (D)  
Eagles, 24-14 (P)  
1965—Eagles, 35-24 (D)  
Cowboys, 21-19 (P)  
1966—Cowboys, 56-7 (D)  
Eagles, 24-23 (P)  
1967—Eagles, 21-14 (P)  
Cowboys, 38-17 (D)  
1968—Cowboys, 45-13 (P)  
Cowboys, 34-14 (D)  
1969—Cowboys, 38-7 (P)  
Cowboys, 49-14 (D)  
1970—Cowboys, 17-7 (P)  
Cowboys, 21-17 (D)  
1971—Cowboys, 42-7 (P)  
Cowboys, 20-7 (D)  
1972—Cowboys, 28-6 (D)  
Cowboys, 28-7 (P)  
1973—Eagles, 30-16 (P)  
Cowboys, 31-10 (D)  
1974—Eagles, 13-10 (P)  
Cowboys, 31-24 (D)

1975—Cowboys, 20-17 (P)  
Cowboys, 27-17 (D)

1976—Cowboys, 27-7 (D)  
Cowboys, 26-7 (P)

1977—Cowboys, 16-10 (P)  
Cowboys, 24-14 (D)

1978—Cowboys, 14-7 (D)  
Cowboys, 31-13 (P)

1979—Eagles, 31-21 (D)  
Cowboys, 24-17 (P)

1980—Eagles, 17-10 (P)  
Cowboys, 35-27 (D)  
\*Eagles, 20-7 (P)

1981—Cowboys, 17-14 (P)  
Cowboys, 21-10 (D)

1982—Eagles, 24-20 (D)

1983—Cowboys, 37-7 (D)  
Cowboys, 27-20 (P)

1984—Cowboys, 23-17 (D)  
Cowboys, 26-10 (P)

1985—Eagles, 16-14 (P)  
Cowboys, 34-17 (D)

1986—Cowboys, 17-14 (P)  
Eagles, 23-21 (D)

1987—Cowboys, 41-22 (D)  
Eagles, 37-20 (P)

1988—Eagles, 24-23 (P)  
Eagles, 23-7 (D)

1989—Eagles, 27-0 (D)  
Eagles, 20-10 (P)

1990—Eagles, 21-20 (D)  
Eagles, 17-3 (P)

1991—Eagles, 24-0 (D)  
Cowboys, 25-13 (P)

1992—Eagles, 31-7 (P)  
Cowboys, 20-10 (D)  
\*\*Cowboys, 34-10 (D)

1993—Cowboys, 23-10 (P)  
Cowboys, 23-17 (D)

1994—Cowboys, 24-13 (D)  
Cowboys, 31-19 (P)

1995—Cowboys, 34-12 (D)  
Eagles, 20-17 (P)  
\*\*Cowboys, 30-11 (D)

1996—Cowboys, 23-19 (P)  
Eagles, 31-21 (D)

1997—Cowboys, 21-20 (D)  
Eagles, 13-12 (P)

1998—Cowboys, 34-0 (P)  
Cowboys, 13-9 (D)

1999—Eagles, 13-10 (P)  
Cowboys, 20-10 (D)

2000—Eagles, 41-14 (D)  
Eagles, 16-13 (P) OT

2001—Eagles, 40-18 (P)  
Eagles, 36-3 (D)

2002—Eagles, 44-13 (P)  
Eagles, 27-3 (D)

2003—Cowboys, 23-21 (D)  
Eagles, 36-10 (P)

2004—Eagles, 49-21 (D)  
Eagles, 12-7 (P)

2005—Cowboys, 33-10 (D)  
Cowboys, 21-20 (P)

2006—Eagles, 38-24 (P)  
Eagles, 23-7 (D)

2007—Cowboys, 38-17 (P)  
Eagles, 10-6 (D)

2008—Cowboys, 41-37 (D)  
Eagles, 44-6 (P)

2009—Cowboys, 20-16 (P)  
Cowboys, 24-0 (D)  
\*\*\*Cowboys, 34-14 (D)

2010—Eagles, 30-27 (D)  
Cowboys, 14-13 (P)

2011—Eagles, 34-7 (P)  
Eagles, 20-7 (D)

2012—Cowboys, 38-23 (P)  
Cowboys, 38-33 (D)

2013—Cowboys, 17-3 (P)  
Eagles, 24-22 (D)

2014—Eagles, 33-10 (D)  
Cowboys, 38-27 (P)

2015—Cowboys, 20-10 (P)  
Eagles, 33-27 (D) OT

2016—Cowboys, 29-23 (D) OT  
Eagles, 27-13 (P)

2017—Eagles, 37-9 (D)  
Cowboys, 6-0 (P)

2018—Cowboys, 27-20 (P)  
Cowboys, 29-23 (D) OT

2019—Cowboys, 37-10 (D)  
Eagles, 17-9 (P)

2020—Eagles, 23-9 (P)  
Cowboys, 37-17 (D)

2021—Cowboys, 41-21 (D)  
Cowboys, 51-26 (P)

(RS Pts.—Cowboys 2,683, Eagles 2,431)  
(PS Pts.—Cowboys 105, Eagles 55)  
*\*NFC Championship*  
*\*\*NFC Divisional Playoff*  
*\*\*\*NFC First-Round Playoff*  
**DALLAS vs. PITTSBURGH**  
RS: Cowboys lead series, 16-14;  
PS: Steelers lead series, 2-1  
1960—Steelers, 35-28 (D)  
1961—Cowboys, 27-24 (D)  
Steelers, 37-7 (P)  
1962—Steelers, 30-28 (D)  
Cowboys, 42-27 (P)  
1963—Steelers, 27-21 (P)  
Steelers, 24-19 (D)  
1964—Steelers, 23-17 (P)  
Cowboys, 17-14 (D)  
1965—Steelers, 22-13 (P)  
Cowboys, 24-17 (D)  
1966—Cowboys, 52-21 (D)  
Cowboys, 20-7 (P)  
1967—Cowboys, 24-21 (P)  
1968—Cowboys, 28-7 (D)  
1969—Cowboys, 10-7 (P)  
1972—Cowboys, 17-13 (D)  
1975—\*Steelers, 21-17 (Miami)  
1977—Steelers, 28-13 (P)  
1978—\*\*Steelers, 35-31 (Miami)  
1979—Steelers, 14-3 (P)  
1982—Steelers, 36-28 (D)  
1985—Cowboys, 27-13 (D)  
1988—Steelers, 24-21 (P)  
1991—Cowboys, 20-10 (D)  
1994—Cowboys, 26-9 (P)  
1995—\*\*Cowboys, 27-17 (Tempe)  
1997—Cowboys, 37-7 (P)  
2004—Steelers, 24-20 (D)  
2008—Steelers, 20-13 (P)  
2012—Cowboys, 27-24 (D) OT  
2016—Cowboys, 35-30 (P)  
2020—Steelers, 24-19 (D)  
(RS Pts.—Cowboys 683, Steelers 619)  
(PS Pts.—Cowboys 75, Steelers 73)  
*\*Super Bowl X*  
*\*\*Super Bowl XIII*  
*\*\*\*Super Bowl XXX*  
**DALLAS vs. SAN FRANCISCO**  
RS: 49ers lead series, 15-14-1;  
PS: Cowboys lead series, 5-3  
1960—49ers, 26-14 (D)  
1963—49ers, 31-24 (SF)  
1965—Cowboys, 39-31 (D)  
1967—49ers, 24-16 (SF)  
1969—Tie, 24-24 (D)  
1970—\*Cowboys, 17-10 (SF)  
1971—\*Cowboys, 14-3 (D)  
1972—49ers, 31-10 (D)  
\*\*Cowboys, 30-28 (SF)

## ALL-TIME TEAM VS. TEAM RESULTS

1974—Cowboys, 20-14 (D)	2011—Cowboys, 31-15 (TB)	1982—Cowboys, 24-10 (W)
1977—Cowboys, 42-35 (SF)	2012—Cowboys, 16-10 (D)	**Redskins, 31-17 (W)
1979—Cowboys, 21-13 (SF)	2015—Buccaneers, 10-6 (TB)	1983—Cowboys, 31-30 (W)
1980—Cowboys, 59-14 (D)	2016—Cowboys, 26-20 (D)	Redskins, 31-10 (D)
1981—49ers, 45-14 (SF)	2018—Cowboys, 27-20 (D)	1984—Redskins, 34-14 (W)
*49ers, 28-27 (SF)	2021—Buccaneers, 31-29 (TB)	Redskins, 30-28 (D)
1983—49ers, 42-17 (SF)	(RS Pts.—Cowboys 356, Buccaneers 279)	1985—Cowboys, 44-14 (D)
1985—49ers, 31-16 (SF)	(PS Pts.—Cowboys 68, Buccaneers 17)	Cowboys, 13-7 (W)
1989—49ers, 31-14 (D)	<i>*NFC Divisional Playoff</i>	1986—Cowboys, 30-6 (D)
1990—49ers, 24-6 (D)	<i>**NFC First-Round Playoff</i>	Redskins, 41-14 (W)
1992—*Cowboys, 30-20 (SF)	<b>DALLAS vs. *TENNESSEE</b>	1987—Redskins, 13-7 (D)
1993—Cowboys, 26-17 (D)	RS: Cowboys lead series, 8-7	Redskins, 24-20 (W)
*Cowboys, 38-21 (D)	1970—Cowboys, 52-10 (D)	1988—Redskins, 35-17 (D)
1994—49ers, 21-14 (SF)	1974—Cowboys, 10-0 (H)	Cowboys, 24-17 (W)
*49ers, 38-28 (SF)	1979—Oilers, 30-24 (D)	1989—Redskins, 30-7 (D)
1995—49ers, 38-20 (D)	1982—Cowboys, 37-7 (H)	Cowboys, 13-3 (W)
1996—Cowboys, 20-17 (SF) OT	1985—Cowboys, 17-10 (H)	1990—Redskins, 19-15 (W)
1997—49ers, 17-10 (SF)	1988—Oilers, 25-17 (D)	Cowboys, 27-17 (D)
2000—49ers, 41-24 (D)	1991—Oilers, 26-23 (H) OT	1991—Redskins, 33-31 (D)
2001—Cowboys, 27-21 (D)	1994—Cowboys, 20-17 (D)	Cowboys, 24-21 (W)
2002—49ers, 31-27 (D)	1997—Oilers, 27-14 (D)	1992—Cowboys, 23-10 (D)
2005—Cowboys, 34-31 (SF)	2000—Titans, 31-0 (T)	Redskins, 20-17 (W)
2008—Cowboys, 35-22 (D)	2002—Cowboys, 21-13 (D)	1993—Redskins, 35-16 (W)
2011—Cowboys, 27-24 (SF) OT	2006—Cowboys, 45-14 (T)	Cowboys, 38-3 (D)
2014—49ers, 28-17 (D)	2010—Titans, 34-27 (D)	1994—Cowboys, 34-7 (W)
2016—Cowboys, 24-17 (SF)	2014—Cowboys, 26-10 (T)	Cowboys, 31-7 (D)
2017—Cowboys, 40-10 (SF)	2018—Titans, 28-14 (D)	1995—Redskins, 27-23 (W)
2020—Cowboys, 41-33 (D)	(RS Pts.—Cowboys 347, Titans 282)	Redskins, 24-17 (D)
2021—***49ers, 23-17 (D)	<i>*Franchise in Houston prior to 1997; known as Oilers prior to 1999</i>	1996—Cowboys, 21-10 (D)
(RS Pts.—49ers 784, Cowboys 722)	<b>DALLAS vs. *WASHINGTON</b>	Redskins, 37-10 (W)
(PS Pts.—Cowboys 201, 49ers 171)	RS: Cowboys lead series, 75-45-2:	1997—Redskins, 21-16 (W)
<i>*NFC Championship</i>	PS: Commanders lead series, 2-0	Cowboys, 17-14 (D)
<i>**NFC Divisional Playoff</i>	1960—Redskins, 26-14 (W)	1998—Cowboys, 31-10 (W)
<i>***NFC Wild Card Playoff</i>	1961—Tie, 28-28 (D)	Cowboys, 23-7 (D)
<b>DALLAS vs. SEATTLE</b>	Redskins, 34-24 (W)	1999—Cowboys, 41-35 (W) OT
RS: Cowboys lead series, 10-9;	1962—Tie, 35-35 (D)	Cowboys, 38-20 (D)
PS: Series tied, 1-1	Cowboys, 38-10 (W)	2000—Cowboys, 27-21 (W)
1976—Cowboys, 28-13 (S)	1963—Redskins, 21-17 (W)	Cowboys, 32-13 (D)
1980—Cowboys, 51-7 (D)	Cowboys, 35-20 (D)	2001—Cowboys, 9-7 (D)
1983—Cowboys, 35-10 (S)	1964—Cowboys, 24-18 (D)	Cowboys, 20-14 (W)
1986—Seahawks, 31-14 (D)	Redskins, 28-16 (W)	2002—Cowboys, 27-20 (D)
1992—Cowboys, 27-0 (D)	1965—Cowboys, 27-7 (D)	Redskins, 20-14 (W)
1998—Cowboys, 30-22 (D)	Redskins, 34-31 (W)	2003—Cowboys, 21-14 (D)
2001—Seahawks, 29-3 (S)	1966—Cowboys, 31-30 (W)	Cowboys, 27-0 (W)
2002—Seahawks, 17-14 (D)	Redskins, 34-31 (D)	2004—Cowboys, 21-18 (W)
2004—Cowboys, 43-39 (S)	1967—Cowboys, 17-14 (W)	Cowboys, 13-10 (D)
2005—Seahawks, 13-10 (S)	Redskins, 27-20 (D)	2005—Redskins, 14-13 (D)
2006—*Seahawks, 21-20 (S)	1968—Cowboys, 44-24 (W)	Redskins, 35-7 (W)
2008—Cowboys, 34-9 (D)	Cowboys, 29-20 (D)	2006—Cowboys, 27-10 (D)
2009—Cowboys, 38-17 (D)	1969—Cowboys, 41-28 (W)	Redskins, 22-19 (W)
2011—Cowboys, 23-13 (D)	Cowboys, 20-10 (D)	2007—Cowboys, 28-23 (D)
2012—Seahawks, 27-7 (S)	1970—Cowboys, 45-21 (W)	Redskins, 27-6 (W)
2014—Cowboys, 30-23 (S)	Cowboys, 34-0 (D)	2008—Redskins, 26-24 (D)
2015—Seahawks, 13-12 (D)	1971—Redskins, 20-16 (D)	Cowboys, 14-10 (W)
2017—Seahawks, 21-12 (D)	Cowboys, 13-0 (W)	2009—Cowboys, 7-6 (D)
2018—Seahawks, 24-13 (S)	1972—Redskins, 24-20 (W)	Cowboys, 17-0 (W)
*Cowboys, 24-22 (D)	Cowboys, 34-24 (D)	2010—Redskins, 13-7 (W)
2020—Seahawks, 38-31 (S)	*Redskins, 26-3 (W)	Cowboys, 33-30 (D)
(RS Pts.—Cowboys 455, Seahawks 366)	1973—Redskins, 14-7 (W)	2011—Cowboys, 18-16 (D)
(PS Pts.—Cowboys 44, Seahawks 43)	Cowboys, 27-7 (D)	Cowboys, 27-24 (W) OT
<i>*NFC First-Round Playoff</i>	1974—Redskins, 28-21 (W)	Redskins, 28-18 (W)
<b>DALLAS vs. TAMPA BAY</b>	Cowboys, 24-23 (D)	2013—Cowboys, 31-16 (D)
RS: Cowboys lead series, 13-5;	1975—Redskins, 30-24 (W) OT	Cowboys, 24-23 (W)
PS: Cowboys lead series, 2-0	Cowboys, 31-10 (D)	2014—Redskins, 20-17 (D) OT
1977—Cowboys, 23-7 (D)	1976—Cowboys, 20-7 (W)	Cowboys, 44-17 (W)
1980—Cowboys, 28-17 (D)	Redskins, 27-14 (D)	2015—Cowboys, 19-16 (W)
1981—*Cowboys, 38-0 (D)	1977—Cowboys, 34-16 (D)	Redskins, 34-23 (D)
1982—Cowboys, 14-9 (D)	Cowboys, 14-7 (W)	2016—Cowboys, 27-23 (W)
**Cowboys, 30-17 (D)	1978—Redskins, 9-5 (W)	Cowboys, 31-26 (D)
1983—Cowboys, 27-24 (D) OT	Cowboys, 37-10 (D)	2017—Cowboys, 33-19 (W)
1990—Cowboys, 14-10 (D)	1979—Redskins, 34-20 (W)	Cowboys, 38-14 (D)
Cowboys, 17-13 (TB)	Cowboys, 35-34 (D)	2018—Redskins, 20-17 (W)
2000—Buccaneers, 27-7 (TB)	1980—Cowboys, 17-3 (W)	Cowboys, 31-23 (D)
2001—Buccaneers, 10-6 (D)	Cowboys, 14-10 (D)	2019—Cowboys, 31-21 (W)
2003—Buccaneers, 16-0 (TB)	1981—Cowboys, 26-10 (W)	Cowboys, 47-16 (D)
2006—Cowboys, 38-10 (D)	Cowboys, 24-10 (D)	
2008—Cowboys, 13-9 (D)		
2009—Cowboys, 34-21 (TB)		

## ALL-TIME TEAM VS. TEAM RESULTS

2020—Washington, 25-3 (W)  
Washington, 41-16 (D)  
2021—Cowboys, 27-20 (W)  
Cowboys, 56-14 (D)  
(RS Pts.—Cowboys 2,889, Commanders 2,375)  
(PS Pts.—Commanders 57, Cowboys 20)  
*\*Franchise known as Redskins prior to 2020;  
known as Washington Football Team prior to  
2022; \*\*NFC Championship*

**DENVER vs. ARIZONA**

RS: Broncos lead series, 9-1-1;  
See Arizona vs. Denver

**DENVER vs. ATLANTA**

RS: Broncos lead series, 8-7;  
PS: Broncos lead series, 1-0;  
See Atlanta vs. Denver

**DENVER vs. BALTIMORE**

RS: Ravens lead series, 7-6;  
PS: Ravens lead series, 2-0;  
See Baltimore vs. Denver

**DENVER vs. BUFFALO**

RS: Bills lead series, 22-16-1;  
PS: Bills lead series, 1-0;  
See Buffalo vs. Denver

**DENVER vs. CAROLINA**

RS: Broncos lead series, 5-1;  
PS: Broncos lead series, 1-0;  
See Carolina vs. Denver

**DENVER vs. CHICAGO**

RS: Series tied, 8-8;  
See Chicago vs. Denver

**DENVER vs. CINCINNATI**

RS: Broncos lead series, 22-10;  
See Cincinnati vs. Denver

**DENVER vs. CLEVELAND**

RS: Broncos lead series, 21-7;  
PS: Broncos lead series, 3-0;  
See Cleveland vs. Denver

**DENVER vs. DALLAS**

RS: Broncos lead series, 9-4;  
PS: Cowboys lead series, 1-0;  
See Dallas vs. Denver

**DENVER vs. DETROIT**

RS: Broncos lead series, 9-5  
1971—Lions, 24-20 (Den)  
1974—Broncos, 31-27 (Det)  
1978—Lions, 17-14 (Det)  
1981—Broncos, 27-21 (Den)  
1984—Broncos, 28-7 (Det)  
1987—Broncos, 34-0 (Den)  
1990—Lions, 40-27 (Det)  
1999—Broncos, 17-7 (Det)  
2003—Broncos, 20-16 (Den)  
2007—Lions, 44-7 (Det)  
2011—Lions, 45-10 (Den)  
2015—Broncos, 24-12 (Det)  
2019—Broncos, 27-17 (Den)  
2021—Broncos, 38-10 (Den)  
(RS Pts.—Broncos 324, Lions 287)

**DENVER vs. GREEN BAY**

RS: Packers lead series, 7-6-1;  
PS: Broncos lead series, 1-0  
1971—Packers, 34-13 (Mil)  
1975—Broncos, 23-13 (D)  
1978—Broncos, 16-3 (D)  
1984—Broncos, 17-14 (D)  
1987—Tie, 17-17 (Mil) OT  
1990—Broncos, 22-13 (D)  
1993—Packers, 30-27 (GB)  
1996—Packers, 41-6 (GB)  
1997—Broncos, 31-24 (San Diego)  
1999—Broncos, 31-10 (D)  
2003—Packers, 31-3 (GB)  
2007—Packers, 19-13 (D) OT  
2011—Packers, 49-23 (GB)  
2015—Broncos, 29-10 (D)  
2019—Packers, 27-16 (GB)

(RS Pts.—Packers 311, Broncos 256)  
(PS Pts.—Broncos 31, Packers 24)  
*\*Super Bowl XXXII*

**DENVER vs. HOUSTON**

RS: Broncos lead series, 5-3  
2004—Broncos, 31-13 (D)  
2007—Texans, 31-13 (H)  
2010—Broncos, 24-23 (D)  
2012—Texans, 31-25 (D)  
2013—Broncos, 37-13 (H)  
2016—Broncos, 27-9 (D)  
2018—Texans, 19-17 (D)  
2019—Broncos, 38-24 (H)  
(RS Pts.—Broncos 212, Texans 163)

**DENVER vs. INDIANAPOLIS**

RS: Broncos lead series, 14-11;  
PS: Colts lead series, 3-0  
1974—Broncos, 17-6 (B)  
1977—Broncos, 27-13 (D)  
1978—Colts, 7-6 (B)  
1981—Broncos, 28-10 (D)  
1983—Broncos, 17-10 (B)  
Broncos, 21-19 (D)  
1985—Broncos, 15-10 (I)  
1988—Colts, 55-23 (I)  
1989—Broncos, 14-3 (D)  
1990—Broncos, 27-17 (I)  
1993—Broncos, 35-13 (D)  
2001—Colts, 29-10 (I)  
2002—Colts, 23-20 (D) OT  
2003—Broncos, 31-17 (I)  
\*\*Colts, 41-10 (I)  
2004—Broncos, 33-14 (D)  
\*\*Colts, 49-24 (I)

**DENVER vs. JACKSONVILLE**

2006—Colts, 34-31 (D)  
2007—Colts, 38-20 (I)  
2009—Colts, 28-16 (I)  
2010—Colts, 27-13 (D)  
2013—Colts, 39-33 (I)  
2014—Broncos, 31-24 (D)  
\*\*\*Colts, 24-13 (D)  
2015—Colts, 27-24 (I)  
2016—Broncos, 34-20 (D)  
2017—Broncos, 25-13 (I)  
2019—Colts, 15-13 (I)  
(RS Pts.—Broncos 564, Colts 511)  
(PS Pts.—Colts 114, Broncos 47)  
*\*Franchise in Baltimore prior to 1984  
\*\*AFC First-Round Playoff  
\*\*\*AFC Divisional Playoff*

**DENVER vs. JACKSONVILLE**

RS: Series tied, 6-6;  
PS: Series tied, 1-1  
1995—Broncos, 31-23 (D)  
1996—Jaguars, 30-27 (D)  
1997—Broncos, 42-17 (D)  
1998—Broncos, 37-24 (D)  
1999—Jaguars, 27-24 (J)  
2004—Jaguars, 7-6 (J)  
2005—Broncos, 20-7 (J)  
2007—Jaguars, 23-14 (D)  
2008—Jaguars, 24-17 (D)  
2010—Jaguars, 24-17 (J)  
2013—Broncos, 35-19 (D)  
2016—Broncos, 20-10 (J)  
2019—Jaguars, 26-24 (D)  
2021—Broncos, 23-13 (J)  
(RS Pts.—Broncos 268, Jaguars 227)  
(PS Pts.—Broncos 69, Jaguars 47)  
*\*AFC Divisional Playoff  
\*\*AFC First-Round Playoff*

**DENVER vs. KANSAS CITY**

RS: Chiefs lead series, 69-54;  
PS: Broncos lead series, 1-0  
1960—Texans, 17-14 (D)  
Texans, 34-7 (Dal)  
1961—Texans, 19-12 (D)  
Texans, 49-21 (Dal)

1962—Texans, 24-3 (D)  
Texans, 17-10 (Dal)  
1963—Chiefs, 59-7 (D)  
Chiefs, 52-21 (KC)  
1964—Broncos, 33-27 (D)  
Chiefs, 49-39 (KC)  
1965—Chiefs, 31-23 (D)  
Chiefs, 45-35 (KC)  
1966—Chiefs, 37-10 (KC)  
Chiefs, 56-10 (D)  
1967—Chiefs, 52-9 (KC)  
Chiefs, 38-24 (D)  
1968—Chiefs, 34-2 (KC)  
Chiefs, 30-7 (D)  
1969—Chiefs, 26-13 (D)  
Chiefs, 31-17 (KC)  
1970—Broncos, 26-13 (D)  
Chiefs, 16-0 (KC)  
1971—Chiefs, 16-3 (D)  
Chiefs, 28-10 (KC)  
1972—Chiefs, 45-24 (D)  
Chiefs, 24-21 (KC)  
1973—Chiefs, 16-14 (KC)  
Broncos, 14-10 (D)  
1974—Broncos, 17-14 (KC)  
Chiefs, 42-34 (D)  
1975—Broncos, 37-33 (D)  
Chiefs, 26-13 (KC)  
1976—Broncos, 35-26 (KC)  
Broncos, 17-16 (D)  
1977—Broncos, 23-7 (D)  
Broncos, 14-7 (KC)  
1978—Broncos, 23-17 (KC) OT  
Broncos, 24-3 (D)  
1979—Broncos, 24-10 (KC)  
Broncos, 20-3 (D)  
1980—Chiefs, 23-17 (D)  
Chiefs, 31-14 (KC)  
1981—Chiefs, 28-14 (KC)  
Broncos, 16-13 (D)  
1982—Chiefs, 37-16 (D)  
1983—Broncos, 27-24 (D)  
Chiefs, 48-17 (KC)  
1984—Broncos, 21-0 (D)  
Chiefs, 16-13 (KC)  
1985—Broncos, 30-10 (KC)  
Broncos, 14-13 (D)  
1986—Broncos, 38-17 (D)  
Chiefs, 37-10 (KC)  
1987—Broncos, 26-17 (KC)  
Broncos, 20-17 (D)  
1988—Chiefs, 20-13 (KC)  
Broncos, 17-11 (D)  
1989—Broncos, 34-20 (D)  
Broncos, 16-13 (KC)  
1990—Broncos, 24-23 (D)  
Chiefs, 31-20 (KC)  
1991—Broncos, 19-16 (D)  
Broncos, 24-20 (KC)  
1992—Broncos, 20-19 (D)  
Chiefs, 42-20 (KC)  
1993—Chiefs, 15-7 (KC)  
Broncos, 27-21 (D)  
1994—Chiefs, 31-28 (D)  
Broncos, 20-17 (KC) OT  
1995—Chiefs, 21-7 (D)  
Chiefs, 20-17 (KC)  
1996—Chiefs, 17-14 (KC)  
Broncos, 34-7 (KC)  
1997—Broncos, 19-3 (D)  
Chiefs, 24-22 (KC)  
\*\*Broncos, 14-10 (KC)  
1998—Broncos, 30-7 (KC)  
Broncos, 35-31 (D)  
1999—Chiefs, 26-10 (KC)  
Chiefs, 16-10 (D)  
2000—Chiefs, 23-22 (D)  
Chiefs, 20-7 (KC)

## ALL-TIME TEAM VS. TEAM RESULTS

2001—Broncos, 20-6 (D)  
Chiefs, 26-23 (KC) OT

2002—Broncos, 37-34 (KC) OT  
Broncos, 31-24 (D)

2003—Chiefs, 24-23 (KC)  
Broncos, 45-27 (D)

2004—Broncos, 34-24 (D)  
Chiefs, 45-17 (KC)

2005—Broncos, 30-10 (D)  
Chiefs, 31-27 (KC)

2006—Broncos, 9-6 (D) OT  
Chiefs, 19-10 (KC)

2007—Broncos, 27-11 (KC)  
Broncos, 41-7 (D)

2008—Chiefs, 33-19 (KC)  
Broncos, 24-17 (D)

2009—Broncos, 44-13 (KC)  
Chiefs, 44-24 (D)

2010—Broncos, 49-29 (D)  
Chiefs, 10-6 (KC)

2011—Broncos, 17-10 (KC)  
Chiefs, 7-3 (D)

2012—Broncos, 17-9 (KC)  
Broncos, 38-3 (D)

2013—Broncos, 27-17 (D)  
Broncos, 35-28 (KC)

2014—Broncos, 24-17 (D)  
Broncos, 29-16 (KC)

2015—Broncos, 31-24 (KC)  
Chiefs, 29-13 (D)

2016—Chiefs, 30-27 (D) OT  
Chiefs, 33-10 (KC)

2017—Chiefs, 29-19 (KC)  
Chiefs, 27-24 (D)

2018—Chiefs, 27-23 (D)  
Chiefs, 30-23 (KC)

2019—Chiefs, 30-6 (D)  
Chiefs, 23-3 (KC)

2020—Chiefs, 43-16 (D)  
Chiefs, 22-16 (KC)

2021—Chiefs, 22-9 (KC)  
Chiefs, 28-24 (D)

(RS Pts.—Chiefs 2,888, Broncos 2,493)  
(PS Pts.—Broncos 14, Chiefs 10)  
*\*Franchise in Dallas prior to 1963 and known as Texans*  
*\*\*AFC Divisional Playoff*  
**DENVER vs. \*L.A. VEGAS**  
RS: Raiders lead series, 68-53-2;  
PS: Series tied, 1-1

1960—Broncos, 31-14 (D)  
Raiders, 48-10 (O)

1961—Raiders, 33-19 (O)  
Broncos, 27-24 (D)

1962—Broncos, 44-7 (D)  
Broncos, 23-6 (O)

1963—Raiders, 26-10 (D)  
Raiders, 35-31 (O)

1964—Raiders, 40-7 (O)  
Tie, 20-20 (D)

1965—Raiders, 28-20 (D)  
Raiders, 24-13 (O)

1966—Raiders, 17-3 (D)  
Raiders, 28-10 (O)

1967—Raiders, 51-0 (O)  
Raiders, 21-17 (D)

1968—Raiders, 43-7 (D)  
Raiders, 33-27 (O)

1969—Raiders, 24-14 (D)  
Raiders, 41-10 (O)

1970—Raiders, 35-23 (O)  
Raiders, 24-19 (D)

1971—Raiders, 27-16 (D)  
Raiders, 21-13 (O)

1972—Broncos, 30-23 (O)  
Raiders, 37-20 (D)

1973—Tie, 23-23 (D)  
Raiders, 21-17 (O)

1974—Raiders, 28-17 (D)  
Broncos, 20-17 (O)

1975—Broncos, 42-17 (D)  
Raiders, 17-10 (O)

1976—Raiders, 17-10 (D)  
Raiders, 19-6 (O)

1977—Broncos, 30-7 (O)  
Raiders, 24-14 (D)  
\*\*Broncos, 20-17 (D)

1978—Broncos, 14-6 (D)  
Broncos, 21-6 (O)

1979—Raiders, 27-3 (O)  
Raiders, 14-10 (D)

1980—Raiders, 9-3 (O)  
Raiders, 24-21 (D)

1981—Broncos, 9-7 (D)  
Broncos, 17-0 (O)

1982—Raiders, 27-10 (LA)  
1983—Raiders, 22-7 (D)  
Raiders, 22-20 (LA)

1984—Raiders, 16-13 (D)  
Broncos, 22-19 (LA) OT

1985—Raiders, 31-28 (LA) OT  
Raiders, 17-14 (D) OT

1986—Broncos, 38-36 (D)  
Broncos, 21-10 (LA)

1987—Broncos, 30-14 (D)  
Broncos, 23-17 (LA)

1988—Raiders, 30-27 (D) OT  
Raiders, 21-20 (LA)

1989—Broncos, 31-21 (D)  
Raiders, 16-13 (LA) OT

1990—Raiders, 14-9 (LA)  
Raiders, 23-20 (D)

1991—Raiders, 16-13 (LA)  
Raiders, 17-16 (D)

1992—Broncos, 17-13 (D)  
Raiders, 24-0 (LA)

1993—Raiders, 23-20 (D)  
Raiders, 33-30 (LA) OT  
\*\*\*Raiders, 42-24 (LA)

1994—Raiders, 48-16 (D)  
Raiders, 23-13 (LA)

1995—Broncos, 27-0 (D)  
Broncos, 31-28 (O)

1996—Broncos, 22-21 (O)  
Broncos, 24-19 (D)

1997—Raiders, 28-25 (O)  
Broncos, 31-3 (D)

1998—Broncos, 34-17 (O)  
Broncos, 40-14 (D)

1999—Broncos, 16-13 (O)  
Broncos, 27-21 (D) OT

2000—Broncos, 33-24 (O)  
Broncos, 27-24 (D)

2001—Raiders, 38-28 (O)  
Broncos, 23-17 (D)

2002—Raiders, 34-10 (D)  
Raiders, 28-16 (O)

2003—Broncos, 31-10 (D)  
Broncos, 22-8 (O)

2004—Broncos, 31-3 (O)  
Raiders, 25-24 (D)

2005—Broncos, 31-17 (O)  
Broncos, 22-3 (D)

2006—Broncos, 13-3 (D)  
Broncos, 17-13 (O)

2007—Broncos, 23-20 (D) OT  
Raiders, 34-20 (O)

2008—Broncos, 41-14 (O)  
Raiders, 31-10 (D)

2009—Broncos, 23-3 (O)  
Raiders, 20-19 (D)

2010—Raiders, 59-14 (D)  
Raiders, 39-23 (O)

2011—Raiders, 23-20 (D)  
Broncos, 38-24 (O)

2012—Broncos, 37-6 (D)  
Broncos, 26-13 (O)

2013—Broncos, 37-21 (D)  
Broncos, 34-14 (O)

2014—Broncos, 41-17 (O)  
Broncos, 47-14 (D)

2015—Broncos, 16-10 (O)  
Raiders, 15-12 (D)

2016—Raiders, 30-20 (O)  
Broncos, 24-6 (D)

2017—Broncos, 16-10 (D)  
Raiders, 21-14 (O)

2018—Broncos, 20-19 (D)  
Raiders, 27-14 (O)

2019—Raiders, 24-16 (O)  
Broncos, 16-15 (D)

2020—Raiders, 37-12 (LV)  
Raiders, 32-31 (D)

2021—Raiders, 34-24 (D)  
Raiders, 17-13 (LV)

(RS Pts.—Raiders 2,648, Broncos 2,506)  
(PS Pts.—Raiders 59, Broncos 44)  
*\*Franchise in Los Angeles from 1982-94 and in Oakland from 1960-81 and from 1995-2019*  
*\*\*AFC Championship*  
*\*\*\*AFC First-Round Playoff*  
**DENVER vs. \*L.A. CHARGERS**  
RS: Broncos lead series, 69-54-1;  
PS: Broncos lead series, 1-0

1960—Chargers, 23-19 (D)  
Chargers, 41-33 (LA)

1961—Chargers, 37-0 (SD)  
Chargers, 19-16 (D)

1962—Broncos, 30-21 (D)  
Broncos, 23-20 (SD)

1963—Broncos, 50-34 (D)  
Chargers, 58-20 (SD)

1964—Chargers, 42-14 (SD)  
Chargers, 31-20 (D)

1965—Chargers, 34-31 (SD)  
Chargers, 33-21 (D)

1966—Chargers, 24-17 (SD)  
Broncos, 20-17 (D)

1967—Chargers, 38-21 (D)  
Chargers, 24-20 (SD)

1968—Chargers, 55-24 (SD)  
Chargers, 47-23 (D)

1969—Broncos, 13-0 (D)  
Chargers, 45-24 (SD)

1970—Chargers, 24-21 (SD)  
Tie, 17-17 (D)

1971—Broncos, 20-16 (D)  
Chargers, 45-17 (SD)

1972—Chargers, 37-14 (SD)  
Broncos, 38-13 (D)

1973—Broncos, 30-19 (D)  
Broncos, 42-28 (SD)

1974—Broncos, 27-7 (D)  
Chargers, 17-0 (SD)

1975—Broncos, 27-17 (SD)  
Broncos, 13-10 (D) OT

1976—Broncos, 26-0 (D)  
Broncos, 17-0 (SD)

1977—Broncos, 17-14 (SD)  
Broncos, 17-9 (D)

1978—Broncos, 27-14 (D)  
Chargers, 23-0 (SD)

1979—Broncos, 7-0 (D)  
Chargers, 17-7 (SD)

1980—Chargers, 30-13 (D)  
Broncos, 20-13 (SD)

1981—Broncos, 42-24 (D)  
Chargers, 34-17 (SD)

1982—Chargers, 23-3 (D)  
Chargers, 30-20 (SD)

1983—Broncos, 14-6 (D)  
Chargers, 31-7 (SD)



## ALL-TIME TEAM VS. TEAM RESULTS

1984—Broncos, 16-13 (SD)  
Broncos, 16-13 (D)

1985—Chargers, 30-10 (SD)  
Broncos, 30-24 (D) OT

1986—Broncos, 31-14 (SD)  
Chargers, 9-3 (D)

1987—Broncos, 31-17 (SD)  
Broncos, 24-0 (D)

1988—Broncos, 34-3 (D)  
Broncos, 12-0 (SD)

1989—Broncos, 16-10 (D)  
Chargers, 19-16 (SD)

1990—Chargers, 19-7 (SD)  
Broncos, 20-10 (D)

1991—Broncos, 27-19 (D)  
Broncos, 17-14 (SD)

1992—Broncos, 21-13 (D)  
Chargers, 24-21 (SD)

1993—Broncos, 34-17 (D)  
Chargers, 13-10 (SD)

1994—Chargers, 37-34 (D)  
Broncos, 20-15 (SD)

1995—Chargers, 17-6 (SD)  
Broncos, 30-27 (D)

1996—Broncos, 28-17 (D)  
Chargers, 16-10 (SD)

1997—Broncos, 38-28 (SD)  
Broncos, 38-3 (D)

1998—Broncos, 27-10 (D)  
Broncos, 31-16 (SD)

1999—Broncos, 33-17 (SD)  
Chargers, 12-6 (D)

2000—Broncos, 21-7 (SD)  
Broncos, 38-37 (D)

2001—Chargers, 27-10 (SD)  
Broncos, 26-16 (D)

2002—Broncos, 26-9 (D)  
Chargers, 30-27 (SD) OT

2003—Broncos, 37-13 (SD)  
Broncos, 37-8 (D)

2004—Broncos, 23-13 (D)  
Chargers, 20-17 (SD)

2005—Broncos, 20-17 (D)  
Broncos, 23-7 (SD)

2006—Chargers, 35-27 (D)  
Chargers, 48-20 (SD)

2007—Chargers, 41-3 (D)  
Chargers, 23-3 (SD)

2008—Broncos, 39-38 (D)  
Chargers, 52-21 (SD)

2009—Broncos, 34-23 (SD)  
Chargers, 32-3 (D)

2010—Chargers, 35-14 (SD)  
Chargers, 33-28 (D)

2011—Chargers, 29-24 (D)  
Broncos, 16-13 (SD) OT

2012—Broncos, 35-24 (SD)  
Broncos, 30-23 (D)

2013—Broncos, 28-20 (SD)  
Chargers, 27-20 (D)  
\*\*Broncos, 24-17 (D)

2014—Broncos, 35-21 (D)  
Broncos, 22-10 (SD)

2015—Broncos, 17-3 (SD)  
Broncos, 27-20 (D)

2016—Chargers, 21-13 (SD)  
Broncos, 27-19 (D)

2017—Broncos, 24-21 (D)  
Chargers, 21-0 (LA)

2018—Broncos, 23-22 (LA)  
Chargers, 23-9 (D)

2019—Broncos, 20-13 (LA)  
Broncos, 23-20 (D)

2020—Broncos, 31-30 (D)  
Chargers, 19-16 (LA)

2021—Broncos, 28-13 (D)  
Chargers, 34-13 (LA)  
(RS Pts.—Chargers 2,669, Broncos 2,634)

(PS Pts.—Broncos 24, Chargers 17)  
*\*Franchise in San Diego from 1961-2016*  
*\*\*AFC Divisional Playoff*  
**DENVER vs. \*L.A. RAMS**  
RS: Rams lead series, 9-5  
1972—Broncos, 16-10 (LA)  
1974—Rams, 17-10 (D)  
1979—Rams, 13-9 (D)  
1982—Broncos, 27-24 (LA)  
1985—Rams, 20-16 (LA)  
1988—Broncos, 35-24 (D)  
1994—Rams, 27-21 (LA)  
1997—Broncos, 35-14 (D)  
2000—Rams, 41-36 (SiL)  
2002—Broncos, 23-16 (D)  
2006—Rams, 18-10 (SiL)  
2010—Rams, 36-33 (D)  
2014—Rams, 22-7 (SiL)  
2018—Rams, 23-20 (D)  
(RS Pts.—Rams 305, Broncos 298)  
*\*Franchise in St. Louis from 1995-2015*  
**DENVER vs. MIAMI**  
RS: Dolphins lead series, 12-6-1;  
PS: Broncos lead series, 1-0  
1966—Dolphins, 24-7 (M)  
Broncos, 17-7 (D)  
1967—Dolphins, 35-21 (M)  
1968—Broncos, 21-14 (D)  
1969—Dolphins, 27-24 (M)  
1971—Tie, 10-10 (D)  
1975—Dolphins, 14-13 (M)  
1985—Dolphins, 30-26 (D)  
1998—Dolphins, 31-21 (M)  
\*Broncos, 38-3 (D)  
1999—Dolphins, 38-21 (D)  
2001—Dolphins, 21-10 (M)  
2002—Dolphins, 24-22 (D)  
2004—Broncos, 20-17 (D)  
2005—Dolphins, 34-10 (M)  
2008—Dolphins, 26-17 (D)  
2011—Broncos, 18-15 (M) OT  
2014—Broncos, 39-36 (D)  
2017—Dolphins, 35-9 (M)  
2020—Broncos, 20-13 (D)  
(RS Pts.—Dolphins 451, Broncos 346)  
(PS Pts.—Broncos 38, Dolphins 3)  
*\*AFC Divisional Playoff*  
**DENVER vs. MINNESOTA**  
RS: Vikings lead series, 8-7  
1972—Vikings, 23-20 (D)  
1978—Vikings, 12-9 (M) OT  
1981—Broncos, 19-17 (D)  
1984—Broncos, 42-21 (D)  
1987—Vikings, 34-27 (M)  
1990—Vikings, 27-22 (M)  
1991—Broncos, 13-6 (M)  
1993—Vikings, 26-23 (D)  
1996—Broncos, 21-17 (M)  
1999—Vikings, 23-20 (D)  
2003—Vikings, 28-20 (M)  
2007—Broncos, 22-19 (D) OT  
2011—Broncos, 35-32 (M)  
2015—Broncos, 23-20 (D)  
2019—Vikings, 27-23 (M)  
(RS Pts.—Broncos 339, Vikings 332)  
**DENVER vs. \*NEW ENGLAND**  
RS: Broncos lead series, 27-22;  
PS: Broncos lead series, 4-1  
1960—Broncos, 13-10 (B)  
Broncos, 31-24 (D)  
1961—Patriots, 45-17 (B)  
Patriots, 28-24 (D)  
1962—Patriots, 41-16 (B)  
Patriots, 33-29 (D)  
1963—Broncos, 14-10 (D)  
Patriots, 40-21 (B)  
1964—Patriots, 39-10 (D)  
Patriots, 12-7 (B)

1965—Broncos, 27-10 (B)  
Patriots, 28-20 (D)

1966—Patriots, 24-10 (D)  
Broncos, 17-10 (B)

1967—Broncos, 26-21 (D)  
1968—Patriots, 20-17 (D)  
Broncos, 35-14 (B)

1969—Broncos, 35-7 (D)  
1972—Broncos, 45-21 (D)  
1976—Patriots, 38-14 (NE)  
1979—Broncos, 45-10 (D)  
1980—Patriots, 23-14 (NE)  
1984—Broncos, 26-19 (D)  
1986—Broncos, 27-20 (D)  
\*\*Broncos, 22-17 (D)

1987—Broncos, 31-20 (D)  
1988—Broncos, 21-10 (D)  
1991—Broncos, 9-6 (NE)  
Broncos, 20-3 (D)

1995—Broncos, 37-3 (NE)  
1996—Broncos, 34-8 (NE)  
1997—Broncos, 34-13 (D)  
1998—Broncos, 27-21 (D)  
1999—Patriots, 24-23 (NE)  
2000—Patriots, 28-19 (D)  
2001—Broncos, 31-20 (D)  
2002—Broncos, 24-16 (NE)  
2003—Patriots, 30-26 (D)  
2005—Broncos, 28-20 (D)  
\*\*Broncos, 27-13 (D)

2006—Broncos, 17-7 (NE)  
2008—Patriots, 41-7 (NE)  
2009—Broncos, 20-17 (D) OT  
2011—Patriots, 41-23 (D)  
\*\*Patriots, 45-10 (NE)  
2012—Patriots, 31-21 (NE)  
2013—Patriots, 34-31 (NE) OT  
\*\*\*Broncos, 26-16 (D)

2014—Patriots, 43-21 (NE)  
2015—Broncos, 30-24 (D) OT  
\*\*\*Broncos, 20-18 (D)

2016—Patriots, 16-3 (D)  
2017—Patriots, 41-16 (D)  
2020—Broncos, 18-12 (NE)  
(RS Pts.—Broncos 1,111, Patriots 1,076)  
(PS Pts.—Patriots 109, Broncos 105)  
*\*Franchise in Boston prior to 1971*  
*\*\*AFC Divisional Playoff*  
*\*\*\*AFC Championship*  
**DENVER vs. NEW ORLEANS**  
RS: Broncos lead series, 9-3  
1970—Broncos, 31-6 (NO)  
1974—Broncos, 33-17 (D)  
1979—Broncos, 10-3 (D)  
1985—Broncos, 34-23 (D)  
1988—Saints, 42-0 (NO)  
1994—Saints, 30-28 (D)  
2000—Broncos, 38-23 (NO)  
2004—Broncos, 34-13 (NO)  
2008—Broncos, 34-32 (D)  
2012—Broncos, 34-14 (D)  
2016—Broncos, 25-23 (NO)  
2020—Saints, 31-3 (D)  
(RS Pts.—Broncos 304, Saints 257)  
**DENVER vs. N.Y. GIANTS**  
RS: Broncos lead series, 7-6;  
PS: Giants lead series, 1-0  
1972—Giants, 29-17 (NY)  
1976—Broncos, 14-13 (D)  
1980—Broncos, 14-9 (NY)  
1986—Giants, 19-16 (NY)  
\*Giants, 39-20 (Pasadena)  
1989—Giants, 14-7 (D)  
1992—Broncos, 27-13 (D)  
1998—Giants, 20-16 (NY)  
2001—Broncos, 31-20 (D)  
2005—Giants, 24-23 (NY)  
2009—Broncos, 26-6 (D)

## ALL-TIME TEAM VS. TEAM RESULTS

2013—Broncos, 41-23 (NY)  
 2017—Giants, 23-10 (D)  
 2021—Broncos, 27-13 (NY)  
 (RS Pts.—Broncos 269, Giants 226)  
 (PS Pts.—Giants 39, Broncos 20)  
*\*Super Bowl XXI*

**DENVER vs. \*N.Y. JETS**

RS: Broncos lead series, 21-16-1;

PS: Broncos lead series, 1-0

1960—Titans, 28-24 (NY)  
 Titans, 30-27 (D)

1961—Titans, 35-28 (NY)

Broncos, 27-10 (D)

1962—Broncos, 32-10 (NY)

Titans, 46-45 (D)

1963—Tie, 35-35 (NY)

Jets, 14-9 (D)

1964—Jets, 30-6 (NY)

Broncos, 20-16 (D)

1965—Broncos, 16-13 (D)

Jets, 45-10 (NY)

1966—Jets, 16-7 (D)

1967—Jets, 38-24 (D)

Broncos, 33-24 (NY)

1968—Broncos, 21-13 (NY)

1969—Broncos, 21-19 (D)

1973—Broncos, 40-28 (NY)

1976—Broncos, 46-3 (D)

1978—Jets, 31-28 (D)

1980—Broncos, 31-24 (D)

1986—Jets, 22-10 (NY)

1992—Broncos, 27-16 (D)

1993—Broncos, 26-20 (NY)

1994—Jets, 25-22 (NY) OT

1996—Broncos, 31-6 (D)

1998—\*Broncos, 23-10 (D)

1999—Jets, 21-13 (D)

2000—Broncos, 30-23 (NY)

2002—Jets, 19-13 (NY)

2005—Broncos, 27-0 (D)

2008—Broncos, 34-17 (NY)

2010—Jets, 24-20 (D)

2011—Broncos, 17-13 (D)

2014—Broncos, 31-17 (NY)

2017—Broncos, 23-0 (D)

2018—Jets, 34-16 (NY)

2020—Broncos, 37-28 (NY)

2021—Broncos, 26-0 (D)

(RS Pts.—Broncos 933, Jets 793)

(PS Pts.—Broncos 23, Jets 10)

*\*Jets known as Titans prior to 1963*

*\*\*AFC Championship*

**DENVER vs. PHILADELPHIA**

RS: Eagles lead series, 8-6

1971—Eagles, 17-16 (P)

1975—Broncos, 25-10 (D)

1980—Eagles, 27-6 (P)

1983—Eagles, 13-10 (D)

1986—Broncos, 33-7 (P)

1989—Eagles, 28-24 (D)

1992—Eagles, 30-0 (P)

1995—Eagles, 31-13 (P)

1998—Broncos, 41-16 (D)

2005—Broncos, 49-21 (D)

2009—Eagles, 30-27 (P)

2013—Broncos, 52-20 (D)

2017—Eagles, 51-23 (P)

2021—Eagles, 30-13 (D)

(RS Pts.—Broncos 332, Eagles 331)

*\*Super Bowl XXXII*

**DENVER vs. PITTSBURGH**

RS: Broncos lead series, 15-10-1;

PS: Broncos lead series, 5-3

1970—Broncos, 16-13 (D)

1971—Broncos, 22-10 (P)

1973—Broncos, 23-13 (P)

1974—Tie, 35-35 (D) OT

1975—Steelers, 20-9 (P)

1977—Broncos, 21-7 (D)

\*Broncos, 34-21 (D)

1978—Steelers, 21-17 (D)

\*Steelers, 33-10 (P)

1979—Steelers, 42-7 (P)

1983—Broncos, 14-10 (P)

1984—\*Steelers, 24-17 (D)

1985—Broncos, 31-23 (P)

1986—Broncos, 21-10 (P)

1988—Steelers, 39-21 (P)

1989—Broncos, 34-7 (D)

\*Broncos, 24-23 (D)

1990—Steelers, 34-17 (D)

1991—Broncos, 20-13 (D)

1993—Broncos, 37-13 (D)

1997—Steelers, 35-24 (P)

\*\*Broncos, 24-21 (P)

2003—Broncos, 17-14 (D)

2005—\*Steelers, 34-17 (D)

2006—Broncos, 31-20 (P)

2007—Broncos, 31-28 (D)

2009—Steelers, 28-10 (D)

2011—\*\*Broncos, 29-23 (D) OT

2012—Broncos, 31-19 (D)

2015—Steelers, 34-27 (P)

\*Broncos, 23-16 (D)

2018—Broncos, 24-17 (D)

2020—Steelers, 26-21 (P)

2021—Steelers, 27-19 (P)

(RS Pts.—Broncos 580, Steelers 558)

(PS Pts.—Steelers 195, Broncos 178)

*\*AFC Divisional Playoff*

*\*\*AFC Championship*

*\*\*\*AFC First-Round Playoff*

**DENVER vs. SAN FRANCISCO**

RS: Series tied, 7-7;

PS: 49ers lead series, 1-0

1970—49ers, 19-14 (SF)

1973—49ers, 36-34 (D)

1979—Broncos, 38-28 (SF)

1982—Broncos, 24-21 (D)

1985—Broncos, 17-16 (D)

1988—Broncos, 16-13 (SF) OT

1989—49ers, 55-10 (New Orleans)

1994—49ers, 42-19 (SF)

1997—49ers, 34-17 (SF)

2000—Broncos, 38-9 (D)

2002—Broncos, 24-14 (SF)

2006—49ers, 26-23 (D) OT

2010—49ers, 24-16 (London)

2014—Broncos, 42-17 (D)

2018—49ers, 20-14 (SF)

(RS Pts.—Broncos 336, 49ers 319)

(PS Pts.—49ers 55, Broncos 10)

*\*Super Bowl XXIV*

**DENVER vs. SEATTLE**

RS: Broncos lead series, 35-19;

PS: Seahawks lead series, 2-0

1977—Broncos, 24-13 (S)

1978—Broncos, 28-7 (D)

Broncos, 20-17 (S) OT

1979—Broncos, 37-34 (D)

Seahawks, 28-23 (S)

1980—Broncos, 36-20 (D)

Broncos, 25-17 (S)

1981—Seahawks, 13-10 (S)

Broncos, 23-13 (D)

1982—Seahawks, 17-10 (D)

Seahawks, 13-11 (S)

1983—Seahawks, 27-19 (S)

Broncos, 38-27 (D)

\*Seahawks, 31-7 (S)

1984—Seahawks, 27-24 (D)

Broncos, 31-14 (S)

1985—Broncos, 13-10 (D) OT

Broncos, 27-24 (S)

1986—Broncos, 20-13 (D)

Seahawks, 41-16 (S)

1987—Broncos, 40-17 (D)

Seahawks, 28-21 (S)

1988—Seahawks, 21-14 (D)

Seahawks, 42-14 (S)

1989—Broncos, 24-21 (S) OT

Broncos, 41-14 (D)

1990—Broncos, 34-31 (D) OT

Seahawks, 17-12 (S)

1991—Broncos, 16-10 (D)

Seahawks, 13-10 (S)

1992—Seahawks, 16-13 (S) OT

Broncos, 10-6 (D)

1993—Broncos, 28-17 (D)

Broncos, 17-9 (S)

1994—Broncos, 16-9 (S)

1995—Seahawks, 27-10 (D)

Seahawks, 31-27 (D)

1996—Broncos, 30-20 (S)

Broncos, 34-7 (D)

1997—Broncos, 35-14 (S)

Broncos, 30-27 (D)

1998—Broncos, 21-16 (S)

Broncos, 28-21 (D)

1999—Seahawks, 20-17 (S)

Broncos, 36-30 (D) OT

2000—Broncos, 38-31 (S)

Broncos, 31-24 (D)

2001—Seahawks, 34-21 (S)

Broncos, 20-7 (D)

2002—Broncos, 31-9 (S)

2006—Seahawks, 23-20 (D)

2010—Broncos, 31-14 (D)

2013—\*\*Seahawks, 43-8 (New Jersey)

2014—Seahawks, 26-20 (S) OT

2018—Broncos, 27-24 (D)

(RS Pts.—Broncos 1,269, Seahawks 1,061)

(PS Pts.—Seahawks 74, Broncos 15)

*\*AFC First-Round Playoff*

*\*\*Super Bowl XLVIII*

**DENVER vs. TAMPA BAY**

RS: Broncos lead series, 7-3

1976—Broncos, 48-13 (D)

1981—Broncos, 24-7 (TB)

1993—Buccaneers, 17-10 (D)

1996—Broncos, 27-23 (D)

1999—Buccaneers, 13-10 (TB)

2004—Broncos, 16-13 (TB)

2008—Broncos, 16-13 (D)

2012—Broncos, 31-23 (D)

2016—Broncos, 27-7 (TB)

2020—Buccaneers, 28-10 (D)

(RS Pts.—Broncos 219, Buccaneers 157)

*\*\*Tennessee*

RS: Titans lead series, 23-16-1;

PS: Broncos lead series, 2-1

1960—Oilers, 45-25 (D)

Oilers, 20-10 (H)

1961—Oilers, 55-14 (D)

Oilers, 45-14 (H)

1962—Broncos, 20-10 (D)

Oilers, 34-17 (H)

1963—Oilers, 20-14 (H)

Oilers, 33-24 (D)

1964—Oilers, 38-17 (D)

Oilers, 34-15 (H)

1965—Broncos, 28-17 (D)

Broncos, 31-21 (H)

1966—Oilers, 45-7 (H)

Broncos, 40-38 (D)

1967—Oilers, 10-6 (H)

Oilers, 20-18 (D)

1968—Oilers, 38-17 (H)

1969—Oilers, 24-21 (H)

Tie, 20-20 (D)

1970—Oilers, 31-21 (H)

1972—Broncos, 30-17 (D)

1973—Broncos, 48-20 (H)

## ALL-TIME TEAM VS. TEAM RESULTS

1974—Broncos, 37-14 (D)  
 1976—Oilers, 17-3 (H)  
 1977—Broncos, 24-14 (H)  
 1979—\*\*Oilers, 13-7 (H)  
 1980—Oilers, 20-16 (D)  
 1983—Broncos, 26-14 (H)  
 1985—Broncos, 31-20 (D)  
 1987—Oilers, 40-10 (D)  
 \*\*\*Broncos, 34-10 (D)  
 1991—Oilers, 42-14 (H)  
 \*\*\*Broncos, 26-24 (D)  
 1992—Broncos, 27-21 (D)  
 1995—Oilers, 42-33 (H)  
 2004—Broncos, 37-16 (T)  
 2007—Broncos, 34-20 (D)  
 2010—Broncos, 26-20 (T)  
 2011—Titans, 17-14 (T)  
 2013—Broncos, 51-28 (D)  
 2016—Titans, 13-10 (T)  
 2019—Broncos, 16-0 (D)  
 2020—Titans, 16-14 (D)  
 (RS Pts.—Titans 1,009, Broncos 880)  
 (PS Pts.—Broncos 67, Titans 47)  
*\*Franchise in Houston prior to 1997; known as the Oilers prior to 1999*  
*\*\*AFC First-Round Playoff*  
*\*\*\*AFC Divisional Playoff*  
**DENVER vs. \*WASHINGTON**  
 RS: Broncos lead series, 8-6;  
 PS: Commanders lead series, 1-0  
 1970—Redskins, 19-3 (D)  
 1974—Redskins, 30-3 (W)  
 1980—Broncos, 20-17 (D)  
 1986—Broncos, 31-30 (D)  
 1987—\*\*Redskins, 42-10 (San Diego)  
 1989—Broncos, 14-10 (W)  
 1992—Redskins, 34-3 (W)  
 1995—Broncos, 38-31 (D)  
 1998—Broncos, 38-16 (W)  
 2001—Redskins, 17-10 (D)  
 2005—Broncos, 21-19 (D)  
 2009—Redskins, 27-17 (W)  
 2013—Broncos, 45-21 (D)  
 2017—Redskins, 27-11 (W)  
 2021—Broncos, 17-10 (D)  
 (RS Pts.—Commanders 308, Broncos 271)  
 (PS Pts.—Commanders 42, Broncos 10)  
*\*Franchise known as Redskins prior to 2020; known as Washington Football Team prior to 2022*  
*\*\*Super Bowl XXII*

**DETROIT vs. ARIZONA**  
 RS: Lions lead series, 35-28-6;  
 See Arizona vs. Detroit

**DETROIT vs. ATLANTA**  
 RS: Lions lead series, 25-14;  
 See Atlanta vs. Detroit

**DETROIT vs. BALTIMORE**  
 RS: Ravens lead series, 5-1;  
 See Baltimore vs. Detroit

**DETROIT vs. BUFFALO**  
 RS: Bills lead series, 6-4-1;  
 See Buffalo vs. Detroit

**DETROIT vs. CAROLINA**  
 RS: Panthers lead series, 7-3;  
 See Carolina vs. Detroit

**DETROIT vs. CHICAGO**  
 RS: Bears lead series, 104-75-5;  
 See Chicago vs. Detroit

**DETROIT vs. CINCINNATI**  
 RS: Bengals lead series, 10-3;  
 See Cincinnati vs. Detroit

**DETROIT vs. CLEVELAND**  
 RS: Lions lead series, 16-5;  
 PS: Lions lead series, 3-1;  
 See Cleveland vs. Detroit

**DETROIT vs. DALLAS**  
 RS: Cowboys lead series, 15-11;  
 PS: Cowboys lead series, 2-1;  
 See Dallas vs. Detroit  
**DETROIT vs. DENVER**  
 RS: Broncos lead series, 9-5;  
 See Denver vs. Detroit  
**\*DETROIT vs. GREEN BAY**  
 RS: Packers lead series, 103-73-7;  
 PS: Packers lead series, 2-0  
 1930—Packers, 47-13 (GB)  
 Tie, 6-6 (P)  
 1932—Packers, 15-10 (GB)  
 Spartans, 19-0 (P)  
 1933—Packers, 17-0 (GB)  
 Spartans, 7-0 (P)  
 1934—Lions, 3-0 (GB)  
 Packers, 3-0 (D)  
 1935—Packers, 13-9 (Mil)  
 Packers, 31-7 (GB)  
 Lions, 20-10 (D)  
 1936—Packers, 20-18 (GB)  
 Packers, 26-17 (D)  
 1937—Packers, 26-6 (GB)  
 Packers, 14-13 (D)  
 1938—Lions, 17-7 (GB)  
 Packers, 28-7 (D)  
 1939—Packers, 26-7 (GB)  
 Packers, 12-7 (D)  
 1940—Lions, 23-14 (GB)  
 Packers, 50-7 (D)  
 1941—Packers, 23-0 (GB)  
 Packers, 24-7 (D)  
 1942—Packers, 38-7 (Mil)  
 Packers, 28-7 (D)  
 1943—Packers, 35-14 (GB)  
 Packers, 27-6 (D)  
 1944—Packers, 27-6 (Mil)  
 Packers, 14-0 (D)  
 1945—Packers, 57-21 (Mil)  
 Lions, 14-3 (D)  
 1946—Packers, 10-7 (Mil)  
 Packers, 9-0 (D)  
 1947—Packers, 34-17 (GB)  
 Packers, 35-14 (D)  
 1948—Packers, 33-21 (GB)  
 Lions, 24-20 (D)  
 1949—Packers, 16-14 (Mil)  
 Lions, 21-7 (D)  
 1950—Lions, 45-7 (GB)  
 Lions, 24-21 (D)  
 1951—Lions, 24-17 (GB)  
 Lions, 52-35 (D)  
 1952—Lions, 52-17 (GB)  
 Lions, 48-24 (D)  
 1953—Lions, 14-7 (GB)  
 Lions, 34-15 (D)  
 1954—Lions, 21-17 (GB)  
 Lions, 28-24 (D)  
 1955—Packers, 20-17 (GB)  
 Lions, 24-10 (D)  
 1956—Lions, 20-16 (GB)  
 Packers, 24-20 (D)  
 1957—Lions, 24-14 (GB)  
 Lions, 18-6 (D)  
 1958—Tie, 13-13 (GB)  
 Lions, 24-14 (D)  
 1959—Packers, 28-10 (GB)  
 Packers, 24-17 (D)  
 1960—Packers, 28-9 (GB)  
 Lions, 23-10 (D)  
 1961—Lions, 17-13 (Mil)  
 Packers, 17-9 (D)  
 1962—Packers, 9-7 (GB)  
 Lions, 26-14 (D)  
 1963—Packers, 31-10 (Mil)  
 Tie, 13-13 (D)

1964—Packers, 14-10 (D)  
 Packers, 30-7 (GB)  
 1965—Packers, 31-21 (D)  
 Lions, 12-7 (GB)  
 1966—Packers, 23-14 (GB)  
 Packers, 31-7 (D)  
 1967—Tie, 17-17 (GB)  
 Packers, 27-17 (D)  
 1968—Lions, 23-17 (GB)  
 Tie, 14-14 (D)  
 1969—Packers, 28-17 (D)  
 Lions, 16-10 (GB)  
 1970—Lions, 40-0 (GB)  
 Lions, 20-0 (D)  
 1971—Lions, 31-28 (D)  
 Tie, 14-14 (Mil)  
 1972—Packers, 24-23 (D)  
 Packers, 33-7 (GB)  
 1973—Tie, 13-13 (GB)  
 Lions, 34-0 (D)  
 1974—Packers, 21-19 (Mil)  
 Lions, 19-17 (D)  
 1975—Lions, 30-16 (Mil)  
 Lions, 13-10 (D)  
 1976—Packers, 24-14 (GB)  
 Lions, 27-6 (D)  
 1977—Lions, 10-6 (D)  
 Packers, 10-9 (GB)  
 1978—Packers, 13-7 (D)  
 Packers, 35-14 (Mil)  
 1979—Packers, 24-16 (Mil)  
 Packers, 18-13 (D)  
 1980—Lions, 29-7 (Mil)  
 Lions, 24-3 (D)  
 1981—Lions, 31-27 (D)  
 Packers, 31-17 (GB)  
 1982—Lions, 30-10 (GB)  
 Lions, 27-24 (D)  
 1983—Lions, 38-14 (D)  
 Lions, 23-20 (Mil) OT  
 1984—Packers, 41-9 (GB)  
 Lions, 31-28 (D)  
 1985—Packers, 43-10 (GB)  
 Packers, 26-23 (D)  
 1986—Lions, 21-14 (GB)  
 Packers, 44-40 (D)  
 1987—Lions, 19-16 (GB) OT  
 Packers, 34-33 (D)  
 1988—Lions, 19-9 (Mil)  
 Lions, 30-14 (D)  
 1989—Packers, 23-20 (Mil) OT  
 Lions, 31-22 (D)  
 1990—Packers, 24-21 (D)  
 Lions, 24-17 (GB)  
 1991—Lions, 23-14 (D)  
 Lions, 21-17 (GB)  
 1992—Packers, 27-13 (D)  
 Packers, 38-10 (Mil)  
 1993—Packers, 26-17 (Mil)  
 Lions, 30-20 (D)  
 \*\*Packers, 28-24 (D)  
 1994—Packers, 38-30 (Mil)  
 Lions, 34-31 (D)  
 \*\*Packers, 16-12 (GB)  
 1995—Packers, 30-21 (GB)  
 Lions, 24-16 (D)  
 1996—Packers, 28-18 (GB)  
 Packers, 31-3 (D)  
 1997—Lions, 26-15 (D)  
 Packers, 20-10 (GB)  
 1998—Packers, 38-19 (GB)  
 Lions, 27-20 (D)  
 1999—Lions, 23-15 (D)  
 Packers, 26-17 (GB)  
 2000—Lions, 31-24 (D)  
 Packers, 26-13 (GB)  
 2001—Packers, 28-6 (GB)  
 Packers, 29-27 (D)

## ALL-TIME TEAM VS. TEAM RESULTS

2002—Packers, 37-31 (D)  
Packers, 40-14 (GB)  
2003—Packers, 31-6 (GB)  
Lions, 22-14 (D)  
2004—Packers, 38-10 (D)  
Packers, 16-13 (GB)  
2005—Lions, 17-3 (D)  
Packers, 16-13 (GB) OT  
2006—Packers, 31-24 (D)  
Packers, 17-9 (GB)  
2007—Packers, 37-26 (D)  
Packers, 34-13 (GB)  
2008—Packers, 48-25 (D)  
Packers, 31-21 (GB)  
2009—Packers, 26-0 (GB)  
Packers, 34-12 (D)  
2010—Packers, 28-26 (GB)  
Lions, 7-3 (D)  
2011—Packers, 27-15 (D)  
Packers, 45-41 (GB)  
2012—Packers, 24-20 (D)  
Packers, 27-20 (GB)  
2013—Packers, 22-9 (GB)  
Lions, 40-10 (D)  
2014—Lions, 19-7 (D)  
Packers, 30-20 (GB)  
2015—Lions, 18-16 (GB)  
Packers, 27-23 (D)  
2016—Packers, 34-27 (GB)  
Packers, 31-24 (D)  
2017—Lions, 30-17 (GB)  
Lions, 35-11 (D)  
2018—Lions, 31-23 (D)  
Lions, 31-0 (GB)  
2019—Packers, 23-22 (GB)  
Packers, 23-20 (D)  
2020—Packers, 42-21 (GB)  
Packers, 31-24 (D)  
2021—Packers, 35-17 (GB)  
Lions, 37-30 (D)

(RS Pts.—Packers 3,921, Lions 3,433)  
(PS Pts.—Packers 44, Lions 36)

*Franchise in Portsmouth prior to 1934  
and known as the Spartans*  
*\*\*NFC First-Round Playoff*

**DETROIT vs. HOUSTON**

RS: Texans lead series, 4-1

2004—Lions, 28-16 (D)  
2008—Texans, 28-21 (H)  
2012—Texans, 34-31 (D) OT  
2016—Texans, 20-13 (H)  
2020—Texans, 41-25 (D)

(RS Pts.—Texans 139, Lions 118)

**DETROIT vs. \*INDIANAPOLIS**

RS: Colts lead series, 22-19-2

1953—Lions, 27-17 (B)  
Lions, 17-7 (D)  
1954—Lions, 35-0 (D)  
Lions, 27-3 (B)  
1955—Colts, 28-13 (B)  
Lions, 24-14 (D)  
1956—Lions, 31-14 (B)  
Lions, 27-3 (D)  
1957—Colts, 34-14 (B)  
Lions, 31-27 (D)  
1958—Colts, 28-15 (B)  
Colts, 40-14 (D)  
1959—Colts, 21-9 (B)  
Colts, 31-24 (D)  
1960—Lions, 30-17 (D)  
Lions, 20-15 (B)  
1961—Lions, 16-15 (B)  
Colts, 17-14 (D)  
1962—Lions, 29-20 (B)  
Lions, 21-14 (D)  
1963—Colts, 25-21 (D)  
Colts, 24-21 (B)

1964—Colts, 34-0 (D)  
Lions, 31-14 (B)  
1965—Colts, 31-7 (B)  
Tie, 24-24 (D)  
1966—Colts, 45-14 (B)  
Lions, 20-14 (D)  
1967—Colts, 41-7 (B)  
1968—Colts, 27-10 (D)  
1969—Tie, 17-17 (B)  
1973—Colts, 29-27 (D)  
1977—Lions, 13-10 (B)  
1980—Colts, 10-9 (D)  
1985—Colts, 14-6 (I)  
1991—Lions, 33-24 (I)  
1997—Lions, 32-10 (D)  
2000—Colts, 30-18 (I)  
2004—Colts, 41-9 (D)  
2008—Colts, 31-21 (I)  
2012—Colts, 35-33 (D)  
2016—Lions, 39-35 (I)  
2020—Colts, 41-21 (D)  
(RS Pts.—Colts 971, Lions 871)

*Franchise in Baltimore prior to 1984*

**DETROIT vs. JACKSONVILLE**

RS: Lions lead series, 4-3

1995—Lions, 44-0 (D)  
1998—Jaguars, 37-22 (J)  
2004—Jaguars, 23-17 (J) OT  
2008—Jaguars, 38-14 (D)  
2012—Lions, 31-14 (J)  
2016—Lions, 26-19 (D)  
2020—Lions, 34-16 (J)  
(RS Pts.—Lions 188, Jaguars 147)

**DETROIT vs. KANSAS CITY**

RS: Chiefs lead series, 9-5

1971—Lions, 32-21 (D)  
1975—Chiefs, 24-21 (KC) OT  
1980—Chiefs, 20-17 (KC)  
1981—Lions, 27-10 (D)  
1987—Chiefs, 27-20 (D)  
1988—Lions, 7-6 (KC)  
1990—Chiefs, 43-24 (KC)  
1996—Chiefs, 28-24 (D)  
1999—Chiefs, 31-21 (KC)  
2003—Chiefs, 45-17 (KC)  
2007—Lions, 25-20 (D)  
2011—Lions, 48-3 (D)  
2015—Chiefs, 45-10 (London)  
2019—Chiefs, 34-30 (D)

(RS Pts.—Chiefs 357, Lions 323)

**DETROIT vs. \*LAS VEGAS**

RS: Raiders lead, 7-6

1970—Lions, 28-14 (D)  
1974—Raiders, 35-13 (O)  
1978—Raiders, 29-17 (O)  
1981—Lions, 16-0 (D)  
1984—Raiders, 24-3 (D)  
1987—Raiders, 27-7 (LA)  
1990—Raiders, 38-31 (D)  
1996—Raiders, 37-21 (O)  
2003—Lions, 23-13 (D)  
2007—Lions, 36-21 (O)  
2011—Lions, 28-27 (O)  
2015—Lions, 18-13 (D)  
2019—Raiders, 31-24 (O)  
(RS Pts.—Raiders 309, Lions 265)

*Franchise in Los Angeles from 1982-94 and  
in Oakland from 1960-81 and from 1995-2019*

**DETROIT vs. \*L.A. CHARGERS**

RS: Chargers lead series, 7-5

1972—Lions, 34-20 (D)  
1977—Lions, 20-0 (D)  
1978—Lions, 31-14 (D)  
1981—Chargers, 28-23 (SD)  
1984—Chargers, 27-24 (SD)  
1996—Chargers, 27-21 (SD)  
1999—Chargers, 20-10 (D)  
2003—Chargers, 14-7 (D)

2007—Chargers, 51-14 (SD)  
2011—Lions, 38-10 (D)  
2015—Chargers, 33-28 (SD)  
2019—Lions, 13-10 (D)  
(RS Pts.—Lions 263, Chargers 254)  
*Franchise in San Diego from 1961-2016*

**DETROIT vs. \*L.A. RAMS**

RS: Rams lead series, 45-40-1;

PS: Lions lead series, 1-0

1937—Lions, 28-0 (C)  
Lions, 27-7 (D)  
1938—Rams, 21-17 (C)  
Lions, 6-0 (D)  
1939—Lions, 15-7 (D)  
Rams, 14-3 (C)  
1940—Lions, 6-0 (D)  
Rams, 24-0 (C)  
1941—Lions, 17-7 (D)  
Lions, 14-0 (C)  
1942—Rams, 14-0 (D)  
Rams, 27-7 (C)  
1944—Rams, 20-17 (D)  
Lions, 26-14 (C)  
1945—Rams, 28-21 (D)  
1946—Rams, 35-14 (LA)  
Rams, 41-20 (D)  
1947—Rams, 27-13 (D)  
Rams, 28-17 (LA)  
1948—Rams, 44-7 (LA)  
Rams, 34-27 (D)  
1949—Rams, 27-24 (LA)  
Rams, 21-10 (D)  
1950—Rams, 30-28 (D)  
Rams, 65-24 (LA)  
1951—Rams, 27-21 (D)  
Lions, 24-22 (LA)  
1952—Lions, 17-14 (LA)  
Lions, 24-16 (D)  
\*\*Lions, 31-21 (D)  
1953—Rams, 31-19 (D)  
Rams, 37-24 (LA)  
1954—Lions, 21-3 (D)  
Lions, 27-24 (LA)  
1955—Rams, 17-10 (D)  
Rams, 24-13 (LA)  
1956—Lions, 24-21 (D)  
Lions, 16-7 (LA)  
1957—Lions, 10-7 (D)  
Rams, 35-17 (LA)  
1958—Rams, 42-28 (D)  
Lions, 41-24 (LA)  
1959—Lions, 17-7 (LA)  
Lions, 23-17 (D)  
1960—Rams, 48-35 (LA)  
Lions, 12-10 (D)  
1961—Lions, 14-13 (D)  
Lions, 28-10 (LA)  
1962—Lions, 13-10 (D)  
Lions, 12-3 (LA)  
1963—Lions, 23-2 (D)  
Rams, 28-21 (D)  
1964—Tie, 17-17 (LA)  
Lions, 37-17 (D)  
1965—Lions, 20-0 (D)  
Lions, 31-7 (LA)  
1966—Rams, 14-7 (D)  
Rams, 23-3 (LA)  
1967—Rams, 31-7 (D)  
1968—Rams, 10-7 (LA)  
1969—Lions, 28-0 (D)  
1970—Lions, 28-23 (LA)  
1971—Rams, 21-13 (D)  
1972—Lions, 34-17 (LA)  
1974—Rams, 16-13 (LA)  
1975—Rams, 20-0 (D)  
1976—Rams, 20-17 (D)  
1980—Lions, 41-20 (LA)  
1981—Rams, 20-13 (LA)

## ALL-TIME TEAM VS. TEAM RESULTS

1982—Lions, 19-14 (LA)  
 1983—Rams, 21-10 (LA)  
 1986—Rams, 14-10 (LA)  
 1987—Rams, 37-16 (D)  
 1988—Rams, 17-10 (LA)  
 1991—Lions, 21-10 (D)  
 1993—Lions, 16-13 (LA)  
 1999—Lions, 31-27 (D)  
 2001—Rams, 35-0 (D)  
 2003—Lions, 30-20 (D)  
 2006—Rams, 41-34 (StL)  
 2009—Rams, 17-10 (D)  
 2010—Lions, 44-6 (D)  
 2012—Lions, 27-23 (D)  
 2015—Rams, 21-14 (StL)  
 2016—Lions, 31-28 (D)  
 2018—Rams, 30-16 (D)  
 2021—Rams, 28-19 (LA)  
 (RS Pts.—Rams 1,712, Lions 1,596)  
 (PS Pts.—Lions 31, Rams 21)  
*\*Franchise in St. Louis from 1995-2015 and in Cleveland prior to 1946*  
*\*\*Conference Playoff*  
**DETROIT vs. MIAMI**  
 RS: Dolphins lead series, 7-5  
 1973—Dolphins, 34-7 (M)  
 1979—Dolphins, 28-10 (D)  
 1985—Lions, 31-21 (D)  
 1991—Lions, 17-13 (D)  
 1994—Dolphins, 27-20 (M)  
 1997—Dolphins, 33-30 (M)  
 2000—Dolphins, 23-8 (D)  
 2002—Dolphins, 49-21 (M)  
 2006—Dolphins, 27-10 (D)  
 2010—Lions, 34-27 (M)  
 2014—Lions, 20-16 (D)  
 2018—Lions, 32-21 (M)  
 (RS Pts.—Dolphins 319, Lions 240)  
**DETROIT vs. MINNESOTA**  
 RS: Vikings lead series, 79-40-2  
 1961—Lions, 37-10 (M)  
     Lions, 13-7 (D)  
 1962—Lions, 17-6 (M)  
     Lions, 37-23 (D)  
 1963—Lions, 28-10 (D)  
     Vikings, 34-31 (M)  
 1964—Lions, 24-20 (M)  
     Tie, 23-23 (D)  
 1965—Lions, 31-29 (M)  
     Vikings, 29-7 (D)  
 1966—Lions, 32-31 (M)  
     Vikings, 28-16 (D)  
 1967—Tie, 10-10 (M)  
     Lions, 14-3 (D)  
 1968—Vikings, 24-10 (M)  
     Vikings, 13-6 (D)  
 1969—Vikings, 24-10 (M)  
     Vikings, 27-0 (D)  
 1970—Vikings, 30-17 (D)  
     Vikings, 24-20 (M)  
 1971—Vikings, 16-13 (D)  
     Vikings, 29-10 (M)  
 1972—Vikings, 34-10 (D)  
     Vikings, 16-14 (M)  
 1973—Vikings, 23-9 (D)  
     Vikings, 28-7 (M)  
 1974—Vikings, 7-6 (D)  
     Lions, 20-16 (M)  
 1975—Vikings, 25-19 (M)  
     Lions, 17-10 (D)  
 1976—Vikings, 10-9 (D)  
     Vikings, 31-23 (M)  
 1977—Vikings, 14-7 (M)  
     Vikings, 30-21 (D)  
 1978—Vikings, 17-7 (M)  
     Lions, 45-14 (D)  
 1979—Vikings, 13-10 (D)  
     Vikings, 14-7 (M)

1980—Lions, 27-7 (D)  
     Vikings, 34-0 (M)  
 1981—Vikings, 26-24 (M)  
     Lions, 45-7 (D)  
 1982—Vikings, 34-31 (D)  
 1983—Vikings, 20-17 (M)  
     Lions, 13-2 (D)  
 1984—Vikings, 29-28 (D)  
     Lions, 16-14 (M)  
 1985—Vikings, 16-13 (M)  
     Lions, 41-21 (D)  
 1986—Lions, 13-10 (M)  
     Vikings, 24-10 (D)  
 1987—Vikings, 34-19 (M)  
     Vikings, 17-14 (D)  
 1988—Vikings, 44-17 (M)  
     Vikings, 23-0 (D)  
 1989—Vikings, 24-17 (M)  
     Vikings, 20-7 (D)  
 1990—Lions, 34-27 (M)  
     Vikings, 17-7 (D)  
 1991—Lions, 24-20 (D)  
     Lions, 34-14 (M)  
 1992—Lions, 31-17 (D)  
     Vikings, 31-14 (M)  
 1993—Lions, 30-27 (M)  
     Vikings, 13-0 (D)  
 1994—Vikings, 10-3 (M)  
     Lions, 41-19 (D)  
 1995—Vikings, 20-10 (M)  
     Lions, 44-38 (D)  
 1996—Vikings, 17-13 (M)  
     Vikings, 24-22 (D)  
 1997—Lions, 38-15 (D)  
     Lions, 14-13 (M)  
 1998—Vikings, 29-6 (M)  
     Vikings, 34-13 (D)  
 1999—Lions, 25-23 (D)  
     Vikings, 24-17 (M)  
 2000—Vikings, 31-24 (D)  
     Vikings, 24-17 (M)  
 2001—Vikings, 31-26 (M)  
     Lions, 27-24 (D)  
 2002—Vikings, 31-24 (M)  
     Vikings, 38-36 (D)  
 2003—Vikings, 23-13 (D)  
     Vikings, 24-14 (M)  
 2004—Vikings, 22-19 (M)  
     Vikings, 28-27 (D)  
 2005—Vikings, 27-14 (M)  
     Vikings, 21-16 (D)  
 2006—Vikings, 26-17 (M)  
     Vikings, 30-20 (D)  
 2007—Lions, 20-17 (D) OT  
     Vikings, 42-10 (M)  
 2008—Vikings, 12-10 (M)  
     Vikings, 20-16 (D)  
 2009—Vikings, 27-13 (D)  
     Vikings, 27-10 (M)  
 2010—Vikings, 24-10 (M)  
     Lions, 20-13 (D)  
 2011—Lions, 26-23 (M) OT  
     Lions, 34-28 (D)  
 2012—Vikings, 20-13 (D)  
     Vikings, 34-24 (M)  
 2013—Lions, 34-24 (D)  
     Vikings, 14-13 (M)  
 2014—Lions, 17-3 (M)  
     Lions, 16-14 (D)  
 2015—Vikings, 26-16 (M)  
     Vikings, 28-19 (D)  
 2016—Lions, 22-16 (M) OT  
     Lions, 16-13 (D)  
 2017—Lions, 14-7 (M)  
     Vikings, 30-23 (D)  
 2018—Vikings, 24-9 (M)  
     Vikings, 27-9 (D)

2019—Vikings, 42-30 (D)  
     Vikings, 20-7 (M)  
 2020—Vikings, 34-20 (M)  
     Vikings, 37-35 (D)  
 2021—Vikings, 19-17 (M)  
     Lions, 29-27 (D)  
 (RS Pts.—Vikings 2,662, Lions 2,255)  
**DETROIT vs. NEW ENGLAND**  
 RS: Patriots lead series, 7-5  
 1971—Lions, 34-7 (NE)  
 1976—Lions, 30-10 (D)  
 1979—Patriots, 24-17 (NE)  
 1985—Patriots, 23-6 (NE)  
 1993—Lions, 19-16 (NE) OT  
 1994—Patriots, 23-17 (D)  
 2000—Lions, 34-9 (D)  
 2002—Patriots, 20-12 (D)  
 2006—Patriots, 28-21 (NE)  
 2010—Patriots, 45-24 (D)  
 2014—Patriots, 34-9 (NE)  
 2018—Lions, 26-10 (D)  
 (RS Pts.—Lions 249, Patriots 249)  
**DETROIT vs. NEW ORLEANS**  
 RS: Saints lead series, 13-12-1;  
 PS: Saints lead series, 1-0  
 1968—Tie, 20-20 (D)  
 1970—Saints, 19-17 (NO)  
 1972—Lions, 27-14 (D)  
 1973—Saints, 20-13 (NO)  
 1974—Lions, 19-14 (D)  
 1976—Saints, 17-16 (NO)  
 1977—Lions, 23-19 (D)  
 1979—Saints, 17-7 (NO)  
 1980—Lions, 24-13 (D)  
 1988—Saints, 22-14 (D)  
 1989—Lions, 21-14 (D)  
 1990—Lions, 27-10 (NO)  
 1992—Saints, 13-7 (D)  
 1993—Saints, 14-3 (NO)  
 1997—Saints, 35-17 (NO)  
 2000—Lions, 14-10 (NO)  
 2002—Lions, 26-21 (D)  
 2005—Lions, 13-12 (San Antonio)  
 2008—Saints, 42-7 (D)  
 2009—Saints, 45-27 (NO)  
 2011—Saints, 31-17 (NO)  
     \*Saints, 45-28 (NO)  
 2014—Lions, 24-23 (D)  
 2015—Lions, 35-27 (NO)  
 2016—Lions, 28-13 (NO)  
 2017—Saints, 52-38 (NO)  
 2020—Saints, 35-29 (D)  
 (RS Pts.—Saints 572, Lions 513)  
 (PS Pts.—Saints 45, Lions 28)  
*\*NFC First-Round Playoff*  
**\*DETROIT vs. N.Y. GIANTS**  
 RS: Lions lead series, 23-21-1;  
 PS: Lions lead series, 1-0  
 1930—Giants, 19-6 (P)  
 1931—Spartans, 14-6 (P)  
     Giants, 14-0 (NY)  
 1932—Spartans, 7-0 (P)  
     Spartans, 6-0 (NY)  
 1933—Spartans, 17-7 (P)  
     Giants, 13-10 (NY)  
 1934—Lions, 9-0 (D)  
 1935—\*Lions, 26-7 (D)  
 1936—Giants, 14-7 (NY)  
     Lions, 38-0 (D)  
 1937—Lions, 17-0 (NY)  
 1939—Lions, 18-14 (D)  
 1941—Giants, 20-13 (NY)  
 1943—Tie, 0-0 (D)  
 1945—Giants, 35-14 (NY)  
 1947—Lions, 35-7 (D)  
 1949—Lions, 45-21 (NY)  
 1953—Lions, 27-16 (NY)  
 1955—Giants, 24-19 (D)

## ALL-TIME TEAM VS. TEAM RESULTS

1958—Giants, 19-17 (D)  
 1962—Giants, 17-14 (NY)  
 1964—Lions, 26-3 (D)  
 1967—Lions, 30-7 (NY)  
 1969—Lions, 24-0 (D)  
 1972—Lions, 30-16 (D)  
 1974—Lions, 20-19 (D)  
 1976—Giants, 24-10 (NY)  
 1982—Giants, 13-6 (D)  
 1983—Lions, 15-9 (D)  
 1988—Giants, 30-10 (NY)  
     Giants, 13-10 (D) OT  
 1989—Giants, 24-14 (NY)  
 1990—Giants, 20-0 (NY)  
 1994—Lions, 28-25 (NY) OT  
 1996—Giants, 35-7 (D)  
 1997—Giants, 26-20 (D) OT  
 2000—Lions, 31-21 (NY)  
 2004—Lions, 28-13 (NY)  
 2007—Giants, 16-10 (D)  
 2010—Giants, 28-20 (NY)  
 2013—Giants, 23-20 (D) OT  
 2014—Lions, 35-14 (D)  
 2016—Giants, 17-6 (NY)  
 2017—Lions, 24-10 (NY)  
 2019—Lions, 31-26 (D)  
 (RS Pts.—Lions 788, Giants 678)  
 (PS Pts.—Lions 26, Giants 7)  
*\*Franchise in Portsmouth prior to 1934  
 and known as the Spartans*  
*\*\*NFL Championship*  
**DETROIT vs. N.Y. JETS**  
 RS: Series tied, 7-7  
 1972—Lions, 37-20 (D)  
 1979—Jets, 31-10 (NY)  
 1982—Jets, 28-13 (D)  
 1985—Lions, 31-20 (D)  
 1988—Jets, 17-10 (D)  
 1991—Lions, 34-20 (D)  
 1994—Lions, 18-7 (NY)  
 1997—Lions, 13-10 (D)  
 2000—Lions, 10-7 (NY)  
 2002—Jets, 31-14 (D)  
 2006—Jets, 31-24 (NY)  
 2010—Jets, 23-20 (D) OT  
 2014—Lions, 24-17 (NY)  
 2018—Jets, 48-17 (D)  
 (RS Pts.—Jets 310, Lions 275)  
**\*DETROIT vs. PHILADELPHIA**  
 RS: Series tied, 16-16-2  
 PS: Eagles lead series, 1-0  
 1933—Spartans, 25-0 (P)  
 1934—Lions, 10-0 (P)  
 1935—Lions, 35-0 (D)  
 1936—Lions, 23-0 (P)  
 1938—Eagles, 21-7 (D)  
 1940—Lions, 21-0 (P)  
 1941—Lions, 21-17 (D)  
 1945—Lions, 28-24 (D)  
 1948—Eagles, 45-21 (P)  
 1949—Eagles, 22-14 (D)  
 1951—Lions, 28-10 (P)  
 1954—Tie, 13-13 (D)  
 1957—Lions, 27-16 (P)  
 1960—Eagles, 28-10 (P)  
 1961—Eagles, 27-24 (D)  
 1965—Lions, 35-28 (P)  
 1968—Eagles, 12-0 (D)  
 1971—Eagles, 23-20 (D)  
 1974—Eagles, 28-17 (P)  
 1977—Lions, 17-13 (D)  
 1979—Eagles, 44-7 (P)  
 1984—Tie, 23-23 (D) OT  
 1986—Lions, 13-11 (P)  
 1995—\*Eagles, 58-37 (P)  
 1996—Eagles, 24-17 (P)  
 1998—Eagles, 10-9 (P)  
 2004—Eagles, 30-13 (D)

2007—Eagles, 56-21 (P)  
 2010—Eagles, 35-32 (D)  
 2012—Lions, 26-23 (P) OT  
 2013—Eagles, 34-20 (P)  
 2015—Lions, 45-14 (D)  
 2016—Lions, 24-23 (D)  
 2019—Lions, 27-24 (P)  
 2021—Eagles, 44-6 (D)  
 (RS Pts.—Eagles 722, Lions 679)  
 (PS Pts.—Eagles 58, Lions 37)  
*\*Franchise in Portsmouth prior to 1934  
 and known as the Spartans*  
*\*\*NFC First-Round Playoff*  
**DETROIT vs. \*PITTSBURGH**  
 RS: Steelers lead series, 17-14-2  
 1934—Lions, 40-7 (D)  
 1936—Lions, 28-3 (D)  
 1937—Lions, 7-3 (D)  
 1938—Lions, 16-7 (D)  
 1940—Steelers, 10-7 (D)  
 1942—Steelers, 35-7 (D)  
 1946—Lions, 17-7 (D)  
 1947—Steelers, 17-10 (P)  
 1948—Lions, 17-14 (D)  
 1949—Steelers, 14-7 (P)  
 1950—Lions, 10-7 (D)  
 1952—Lions, 31-6 (P)  
 1953—Lions, 38-21 (D)  
 1955—Lions, 31-28 (P)  
 1956—Lions, 45-7 (D)  
 1959—Tie, 10-10 (P)  
 1962—Lions, 45-7 (D)  
 1966—Steelers, 17-3 (P)  
 1967—Steelers, 24-14 (D)  
 1969—Steelers, 16-13 (P)  
 1973—Steelers, 24-10 (P)  
 1983—Lions, 45-3 (D)  
 1986—Steelers, 27-17 (P)  
 1989—Steelers, 23-3 (D)  
 1992—Steelers, 17-14 (P)  
 1995—Steelers, 23-20 (P)  
 1998—Lions, 19-16 (D) OT  
 2001—Steelers, 47-14 (P)  
 2005—Steelers, 35-21 (P)  
 2009—Steelers, 28-20 (D)  
 2013—Steelers, 37-27 (P)  
 2017—Steelers, 20-15 (D)  
 2021—Tie, 16-16 (P) OT  
 (RS Pts.—Lions 637, Steelers 576)  
*\*Steelers known as Pirates prior to 1940*  
**DETROIT vs. SAN FRANCISCO**  
 RS: 49ers lead series, 38-27-1;  
 PS: Series tied, 1-1  
 1950—Lions, 24-7 (D)  
     49ers, 28-27 (SF)  
 1951—49ers, 20-10 (D)  
     49ers, 21-17 (SF)  
 1952—49ers, 17-3 (SF)  
     49ers, 28-0 (D)  
 1953—Lions, 24-21 (D)  
     Lions, 14-10 (SF)  
 1954—49ers, 37-31 (SF)  
     Lions, 48-7 (D)  
 1955—49ers, 27-24 (D)  
     49ers, 38-21 (SF)  
 1956—Lions, 20-17 (D)  
     Lions, 17-13 (SF)  
 1957—49ers, 35-31 (SF)  
     Lions, 31-10 (D)  
     \*Lions, 31-27 (SF)  
 1958—49ers, 24-21 (SF)  
     Lions, 35-21 (D)  
 1959—49ers, 34-13 (D)  
     49ers, 33-7 (SF)  
 1960—49ers, 14-10 (D)  
     Lions, 24-0 (SF)  
 1961—49ers, 49-0 (D)  
     Tie, 20-20 (SF)

1962—Lions, 45-24 (D)  
     Lions, 38-24 (SF)  
 1963—Lions, 26-3 (D)  
     Lions, 45-7 (SF)  
 1964—Lions, 26-17 (SF)  
     Lions, 24-7 (D)  
 1965—49ers, 27-21 (D)  
     49ers, 17-14 (SF)  
 1966—49ers, 27-24 (SF)  
     49ers, 41-14 (D)  
 1967—Lions, 45-3 (SF)  
 1968—49ers, 14-7 (D)  
 1969—Lions, 26-14 (SF)  
 1970—Lions, 28-7 (D)  
 1971—49ers, 31-27 (SF)  
 1973—Lions, 30-20 (D)  
 1974—Lions, 17-13 (D)  
 1975—Lions, 28-17 (SF)  
 1977—49ers, 28-7 (SF)  
 1978—Lions, 33-14 (D)  
 1980—Lions, 17-13 (D)  
 1981—Lions, 24-17 (D)  
 1983—\*49ers, 24-23 (SF)  
 1984—49ers, 30-27 (D)  
 1985—Lions, 23-21 (D)  
 1988—49ers, 20-13 (SF)  
 1991—49ers, 35-3 (SF)  
 1992—49ers, 24-6 (SF)  
 1993—49ers, 55-17 (D)  
 1994—49ers, 27-21 (D)  
 1995—Lions, 27-24 (D)  
 1996—49ers, 24-14 (SF)  
 1998—49ers, 35-13 (SF)  
 2001—49ers, 21-13 (SF)  
 2003—49ers, 24-17 (SF)  
 2006—49ers, 19-13 (D)  
 2008—49ers, 31-13 (SF)  
 2009—49ers, 20-6 (SF)  
 2011—49ers, 25-19 (D)  
 2012—49ers, 27-19 (SF)  
 2015—Lions, 32-17 (D)  
 2018—49ers, 30-27 (SF)  
 2021—49ers, 41-33 (D)  
 (RS Pts.—49ers 1,466, Lions 1,394)  
 (PS Pts.—Lions 54, 49ers 51)  
*\*Conference Playoff*  
*\*\*NFC Divisional Playoff*  
**DETROIT vs. SEATTLE**  
 RS: Seahawks lead series, 10-5;  
 PS: Seahawks lead series, 1-0  
 1976—Lions, 41-14 (S)  
 1978—Seahawks, 28-16 (S)  
 1984—Seahawks, 38-17 (S)  
 1987—Seahawks, 37-14 (D)  
 1990—Seahawks, 30-10 (S)  
 1993—Lions, 30-10 (D)  
 1996—Lions, 17-16 (D)  
 1999—Lions, 28-20 (S)  
 2003—Seahawks, 35-14 (S)  
 2006—Seahawks, 9-6 (D)  
 2009—Seahawks, 32-20 (S)  
 2012—Lions, 28-24 (D)  
 2015—Seahawks, 13-10 (S)  
 2016—\*Seahawks 26, Lions 6 (S)  
 2018—Seahawks, 28-14 (D)  
 2021—Seahawks, 51-29 (S)  
 (RS Pts.—Seahawks 385, Lions 294)  
 (PS Pts.—Seahawks 26, Lions 6)  
*\*NFC Wild-Card Playoff*  
**DETROIT vs. TAMPA BAY**  
 RS: Lions lead series, 31-28;  
 PS: Buccaneers lead series, 1-0  
 1977—Lions, 16-7 (D)  
 1978—Lions, 15-7 (TB)  
     Buccaneers, 34-23 (D)  
 1979—Buccaneers, 31-16 (TB)  
     Buccaneers, 16-14 (D)

## ALL-TIME TEAM VS. TEAM RESULTS

1980—Lions, 24-10 (TB)  
Lions, 27-14 (D)

1981—Buccaneers, 28-10 (TB)  
Buccaneers, 20-17 (D)

1982—Buccaneers, 23-21 (TB)

1983—Lions, 11-0 (TB)  
Lions, 23-20 (D)

1984—Buccaneers, 21-17 (TB)  
Lions, 13-7 (D) OT

1985—Lions, 30-9 (D)  
Buccaneers, 19-16 (TB) OT

1986—Buccaneers, 24-20 (D)  
Lions, 38-17 (TB)

1987—Buccaneers, 31-27 (D)  
Lions, 20-10 (TB)

1988—Buccaneers, 23-20 (D)  
Buccaneers, 21-10 (TB)

1989—Lions, 17-16 (TB)  
Lions, 33-7 (D)

1990—Buccaneers, 38-21 (D)  
Buccaneers, 23-20 (TB)

1991—Lions, 31-3 (D)  
Buccaneers, 30-21 (TB)

1992—Buccaneers, 27-23 (D)  
Lions, 38-7 (TB)

1993—Buccaneers, 27-10 (TB)  
Lions, 23-0 (D)

1994—Buccaneers, 24-14 (TB)  
Lions, 14-9 (D)

1995—Lions, 27-24 (D)  
Lions, 37-10 (TB)

1996—Lions, 21-6 (D)  
Lions, 27-0 (TB)

1997—Buccaneers, 24-17 (D)  
Lions, 27-9 (TB)  
\*Buccaneers, 20-10 (TB)

1998—Lions, 27-6 (D)  
Lions, 28-25 (TB)

1999—Lions, 20-3 (D)  
Buccaneers, 23-16 (TB)

2000—Buccaneers, 31-10 (D)  
Lions, 28-14 (TB)

2001—Buccaneers, 20-17 (D)  
Buccaneers, 15-12 (TB)

2002—Buccaneers, 23-20 (D)

2005—Buccaneers, 17-13 (TB)

2007—Lions, 23-16 (D)

2008—Buccaneers, 38-20 (D)

2010—Lions, 23-20 (TB) OT

2011—Lions, 27-20 (TB)

2013—Buccaneers, 24-21 (D)

2014—Lions, 34-17 (D)

2017—Lions, 24-21 (TB)

2019—Buccaneers, 38-17 (D)

2020—Buccaneers, 47-7 (D)  
(RS Pts.—Lions 1,247, Buccaneers 1,083)  
(PS Pts.—Buccaneers 20, Lions 10)  
\*NFC First-Round Playoff

**DETROIT vs. \*TENNESSEE**  
RS: Titans lead series, 10-3

1971—Lions, 31-7 (H)

1975—Oilers, 24-8 (H)

1983—Oilers, 27-17 (H)

1986—Lions, 24-13 (D)

1989—Oilers, 35-31 (H)

1992—Oilers, 24-21 (D)

1995—Lions, 24-17 (H)

2001—Titans, 27-24 (D)

2004—Titans, 24-19 (T)

2008—Titans, 47-10 (D)

2012—Titans, 44-41 (T) OT

2016—Titans, 16-15 (D)

2020—Titans, 46-25 (T)  
(RS Pts.—Titans 351, Lions 290)  
\*Franchise in Houston prior to 1997: known as Oilers prior to 1999

**\*DETROIT vs. \*\*WASHINGTON**  
RS: Commanders lead series, 28-15;  
PS: Commanders lead series, 3-0

1932—Spartans, 10-0 (P)

1933—Spartans, 13-0 (B)

1934—Lions, 24-0 (D)

1935—Lions, 17-7 (B)  
Lions, 14-0 (D)

1938—Redskins, 7-5 (D)

1939—Redskins, 31-7 (W)

1940—Redskins, 20-14 (D)

1942—Redskins, 15-3 (D)

1943—Redskins, 42-20 (W)

1946—Redskins, 17-16 (W)

1947—Lions, 38-21 (D)

1948—Redskins, 46-21 (W)

1951—Lions, 35-17 (D)

1956—Redskins, 18-17 (W)

1965—Lions, 14-10 (D)

1968—Redskins, 14-3 (W)

1970—Redskins, 31-10 (W)

1973—Redskins, 20-0 (D)

1976—Redskins, 20-7 (W)

1978—Redskins, 21-19 (D)

1979—Redskins, 27-24 (D)

1981—Redskins, 33-31 (W)

1982—\*\*\*Redskins, 31-7 (W)

1983—Redskins, 38-17 (W)

1984—Redskins, 28-14 (W)

1985—Redskins, 24-3 (W)

1987—Redskins, 20-13 (W)

1990—Redskins, 41-38 (D) OT

1991—Redskins, 45-0 (W)  
\*\*\*Redskins, 41-10 (W)

1992—Redskins, 13-10 (W)

1995—Redskins, 36-30 (W) OT

1997—Redskins, 30-7 (W)

1999—Lions, 33-17 (D)  
\*\*\*Redskins, 27-13 (W)

2000—Lions, 15-10 (D)

2004—Redskins, 17-10 (D)

2007—Redskins, 34-3 (W)

2008—Redskins, 25-17 (D)

2009—Lions, 19-14 (D)

2010—Lions, 37-25 (D)

2013—Lions, 27-20 (W)

2016—Lions, 20-17 (D)

2019—Redskins, 19-16 (W)

2020—Lions, 30-27 (D)  
(RS Pts.—Commanders 917, Lions 721)  
(PS Pts.—Commanders 99, Lions 30)  
\*Franchise in Portsmouth prior to 1934 and known as the Spartans.  
\*\*Franchise in Boston prior to 1937; known as Redskins prior to 2020; known as Washington Football Team prior to 2022  
\*\*\*NFC First-Round Playoff  
\*\*\*\*NFC Championship

**GREEN BAY vs. ARIZONA**  
RS: Packers lead series, 45-24-4;  
PS: Cardinals lead series, 2-1;

See Arizona vs. Green Bay

**GREEN BAY vs. ATLANTA**  
RS: Packers lead series, 17-14;  
PS: Series tied, 2-2;

See Atlanta vs. Green Bay

**GREEN BAY vs. BALTIMORE**  
RS: Packers lead series, 5-2;

See Baltimore vs. Green Bay

**GREEN BAY vs. BUFFALO**  
RS: Bills lead series, 8-5;

See Buffalo vs. Green Bay

**GREEN BAY vs. CAROLINA**  
RS: Packers lead series, 10-6;  
PS: Packers lead series, 1-0;  
See Carolina vs. Green Bay

**GREEN BAY vs. CHICAGO**  
RS: Packers lead series, 102-94-6;  
PS: Series tied, 1-1;

See Chicago vs. Green Bay

**GREEN BAY vs. CINCINNATI**  
RS: Bengals lead series, 8-6-6;  
See Cincinnati vs. Green Bay

**GREEN BAY vs. CLEVELAND**  
RS: Packers lead series, 13-7-7;  
PS: Packers lead series, 1-0-0;

See Cleveland vs. Green Bay

**GREEN BAY vs. DALLAS**  
RS: Packers lead series, 16-13-3;  
PS: Series tied, 4-4-4;

See Dallas vs. Green Bay

**GREEN BAY vs. DENVER**  
RS: Packers lead series, 7-6-1-0;  
PS: Broncos lead series, 1-0-0;

See Denver vs. Green Bay

**GREEN BAY vs. DETROIT**  
RS: Packers lead series, 103-73-7;  
PS: Packers lead series, 2-0-0;

See Detroit vs. Green Bay

**GREEN BAY vs. HOUSTON**  
RS: Packers lead series, 4-1

2004—Packers, 16-13 (H)

2008—Texans, 24-21 (GB)

2012—Packers, 42-24 (H)

2016—Packers, 21-13 (GB)

2020—Packers, 35-20 (H)  
(RS Pts.—Packers 135, Texans 94)

**GREEN BAY vs. \*INDIANAPOLIS**  
RS: Colts lead series, 23-20-1-0;  
PS: Packers lead series, 1-0

1953—Packers, 37-14 (GB)  
Packers, 35-24 (B)

1954—Packers, 7-6 (B)  
Packers, 24-13 (Mil)

1955—Colts, 24-20 (Mil)  
Colts, 14-10 (B)

1956—Packers, 38-33 (Mil)  
Colts, 28-21 (B)

1957—Colts, 45-17 (Mil)  
Packers, 24-21 (B)

1958—Colts, 24-17 (Mil)  
Colts, 56-0 (B)

1959—Colts, 38-21 (B)  
Colts, 28-24 (Mil)

1960—Packers, 35-21 (GB)  
Colts, 38-24 (B)

1961—Packers, 45-7 (GB)  
Colts, 45-21 (B)

1962—Packers, 17-6 (B)  
Packers, 17-13 (GB)

1963—Packers, 31-20 (GB)  
Packers, 34-20 (B)

1964—Colts, 21-20 (GB)  
Colts, 24-21 (B)

1965—Packers, 20-17 (Mil)  
Packers, 42-27 (B)  
\*\*Packers, 13-10 (GB) OT

1966—Packers, 24-3 (Mil)  
Packers, 14-10 (B)

1967—Colts, 13-10 (B)

1968—Colts, 16-3 (GB)

1969—Colts, 14-6 (B)

1970—Colts, 13-10 (Mil)

1974—Packers, 20-13 (B)

1982—Tie, 20-20 (B) OT

1985—Colts, 37-10 (I)

1988—Colts, 20-13 (GB)

1991—Packers, 14-10 (Mil)

1997—Colts, 41-38 (I)

2000—Packers, 26-24 (GB)

2004—Colts, 45-31 (I)

2008—Packers, 34-14 (GB)

2012—Colts, 30-27 (I)

## ALL-TIME TEAM VS. TEAM RESULTS

2016—Colts, 31-26 (GB)  
 2020—Colts, 34-31 (I) OT  
 (RS Pts.—Colts 1,015, Packers 979)  
 (PS Pts.—Packers 13, Colts 10)  
*\*Franchise in Baltimore prior to 1984*  
*\*\*Conference Playoff*

**GREEN BAY vs. JACKSONVILLE**

RS: Packers lead series, 5-2  
 1995—Packers, 24-14 (J)  
 2001—Packers, 28-21 (J)  
 2004—Jaguars, 28-25 (GB)  
 2008—Jaguars, 20-16 (J)  
 2012—Packers, 24-15 (GB)  
 2016—Packers, 27-23 (J)  
 2020—Packers, 24-20 (GB)  
 (RS Pts.—Packers 168, Jaguars 141)

**GREEN BAY vs. KANSAS CITY**

RS: Chiefs lead series, 8-4-1;  
 PS: Packers lead series, 1-0  
 1966—\*Packers, 35-10 (Los Angeles)  
 1973—Tie, 10-10 (Mil)  
 1977—Chiefs, 20-10 (KC)  
 1987—Packers, 23-3 (KC)  
 1989—Chiefs, 21-3 (GB)  
 1990—Chiefs, 17-3 (GB)  
 1993—Chiefs, 23-16 (KC)  
 1996—Chiefs, 27-20 (KC)  
 2003—Chiefs, 40-34 (GB) OT  
 2007—Packers, 33-22 (KC)  
 2011—Chiefs, 19-14 (KC)  
 2015—Packers, 38-28 (GB)  
 2019—Packers, 31-24 (KC)  
 2021—Chiefs, 13-7 (KC)  
 (RS Pts.—Chiefs 267, Packers 242)  
 (PS Pts.—Packers 35, Chiefs 10)  
*\*Super Bowl I*

**GREEN BAY vs. \*LAS VEGAS**

RS: Packers lead series, 8-5;  
 PS: Packers lead series, 1-0  
 1967—\*\*Packers, 33-14 (Miami)  
 1972—Raiders, 20-14 (GB)  
 1976—Raiders, 18-14 (O)  
 1978—Raiders, 28-3 (GB)  
 1984—Raiders, 28-7 (GB)  
 1987—Raiders, 20-0 (LA)  
 1990—Packers, 29-16 (LA)  
 1993—Packers, 28-0 (GB)  
 1999—Packers, 28-24 (GB)  
 2003—Packers, 41-7 (O)  
 2007—Packers, 38-7 (GB)  
 2011—Packers, 46-16 (GB)  
 2015—Packers, 30-20 (O)  
 2019—Packers, 42-24 (GB)  
 (RS Pts.—Packers 320, Raiders 228)  
 (PS Pts.—Packers 33, Raiders 14)  
*\*Franchise in Los Angeles from 1982-94 and in Oakland from 1960-81 and from 1995-2019*

*\*\*Super Bowl II***GREEN BAY vs. \*L.A. CHARGERS**

RS: Packers lead series, 10-2  
 1970—Packers, 22-20 (SD)  
 1974—Packers, 34-0 (GB)  
 1978—Packers, 24-3 (SD)  
 1984—Chargers, 34-28 (GB)  
 1993—Packers, 20-13 (SD)  
 1996—Packers, 42-10 (GB)  
 1999—Packers, 31-3 (SD)  
 2003—Packers, 38-21 (SD)  
 2007—Packers, 31-24 (GB)  
 2011—Packers, 45-38 (SD)  
 2015—Packers, 27-20 (GB)  
 2019—Chargers, 26-11 (LA)  
 (RS Pts.—Packers 353, Chargers 212)  
*\*Franchise in San Diego from 1961-2016*

**GREEN BAY vs. \*L.A. RAMS**

RS: Series tied, 46-46-2;  
 PS: Packers lead series, 2-1  
 1937—Packers, 35-10 (C)  
     Packers, 35-7 (GB)  
 1938—Packers, 26-17 (GB)  
     Packers, 28-7 (C)  
 1939—Rams, 27-24 (GB)  
     Packers, 7-6 (C)  
 1940—Packers, 31-14 (GB)  
     Tie, 13-13 (C)  
 1941—Packers, 24-7 (Mil)  
     Packers, 17-14 (C)  
 1942—Packers, 45-28 (GB)  
     Packers, 30-12 (C)  
 1944—Packers, 30-21 (GB)  
     Packers, 42-7 (C)  
 1945—Rams, 27-14 (GB)  
     Rams, 20-7 (C)  
 1946—Rams, 21-17 (Mil)  
     Rams, 38-17 (LA)  
 1947—Packers, 17-14 (Mil)  
     Packers, 30-10 (LA)  
 1948—Packers, 16-0 (GB)  
     Rams, 24-10 (LA)  
 1949—Rams, 48-7 (GB)  
     Rams, 35-7 (LA)  
 1950—Rams, 45-14 (Mil)  
     Rams, 51-14 (LA)  
 1951—Rams, 28-0 (Mil)  
     Rams, 42-14 (LA)  
 1952—Rams, 30-28 (Mil)  
     Rams, 45-27 (LA)  
 1953—Rams, 38-20 (Mil)  
     Rams, 33-17 (LA)  
 1954—Packers, 35-17 (Mil)  
     Rams, 35-27 (LA)  
 1955—Packers, 30-28 (Mil)  
     Rams, 31-17 (LA)  
 1956—Packers, 42-17 (Mil)  
     Rams, 49-21 (LA)  
 1957—Rams, 31-27 (Mil)  
     Rams, 42-17 (LA)  
 1958—Rams, 20-7 (GB)  
     Rams, 34-20 (LA)  
 1959—Rams, 45-6 (Mil)  
     Packers, 38-20 (LA)  
 1960—Rams, 33-31 (Mil)  
     Packers, 35-21 (LA)  
 1961—Packers, 35-17 (GB)  
     Packers, 24-17 (LA)  
 1962—Packers, 41-10 (Mil)  
     Packers, 20-17 (LA)  
 1963—Packers, 42-10 (GB)  
     Packers, 31-14 (LA)  
 1964—Rams, 27-17 (Mil)  
     Tie, 24-24 (LA)  
 1965—Packers, 6-3 (Mil)  
     Rams, 21-10 (LA)  
 1966—Packers, 24-13 (GB)  
     Packers, 27-23 (LA)  
 1967—Rams, 27-24 (LA)  
     \*\*Packers, 28-7 (Mil)  
 1968—Rams, 16-14 (Mil)  
 1969—Rams, 34-21 (LA)  
 1970—Rams, 31-21 (GB)  
 1971—Rams, 30-13 (LA)  
 1973—Rams, 24-7 (LA)  
 1974—Packers, 17-6 (Mil)  
 1975—Rams, 22-5 (LA)  
 1977—Rams, 24-6 (Mil)  
 1978—Rams, 31-14 (LA)  
 1980—Rams, 51-21 (LA)  
 1981—Rams, 35-23 (LA)  
 1982—Packers, 35-23 (Mil)  
 1983—Packers, 27-24 (Mil)  
 1984—Packers, 31-6 (Mil)  
 1985—Rams, 34-17 (LA)

1988—Rams, 34-7 (GB)  
 1989—Rams, 41-38 (LA)  
 PS: Packers lead series, 36-24 (GB)  
 1991—Rams, 23-21 (LA)  
 1992—Packers, 28-13 (GB)  
 1993—Packers, 36-6 (Mil)  
 1994—Packers, 24-17 (GB)  
 1995—Rams, 17-14 (GB)  
 1996—Packers, 24-9 (StL)  
 1997—Packers, 17-7 (GB)  
 2001—\*\*\*Rams, 45-17 (StL)  
 2003—Rams, 34-24 (StL)  
 2004—Packers, 45-17 (GB)  
 2006—Rams, 23-20 (GB)  
 2007—Packers, 33-14 (StL)  
 2009—Packers, 36-17 (StL)  
 2011—Packers, 24-3 (GB)  
 2012—Packers, 30-20 (StL)  
 2015—Packers, 24-10 (GB)  
 2018—Rams, 29-27 (LA)  
 2020—\*\*\*Packers, 32-18 (GB)  
 2021—Packers, 36-28  
 (RS Pts.—Rams 2,162, Packers 2,157)  
 (PS Pts.—Packers 77, Rams 70)

*\*Franchise in St. Louis from 1995-2015 and in Cleveland prior to 1946**\*\*Conference Championship**\*\*\*NFC Divisional Playoff***GREEN BAY vs. MIAMI**

RS: Dolphins lead series, 10-5  
 1971—Dolphins, 27-6 (Mia)  
 1975—Dolphins, 31-7 (GB)  
 1979—Dolphins, 27-7 (Mia)  
 1985—Dolphins, 34-24 (GB)  
 1988—Dolphins, 24-17 (Mia)  
 1989—Dolphins, 23-20 (Mia)  
 1991—Dolphins, 16-13 (Mia)  
 1994—Dolphins, 24-14 (Mil)  
 1997—Packers, 23-18 (GB)  
 2000—Dolphins, 28-20 (Mia)  
 2002—Packers, 24-10 (GB)  
 2006—Packers, 34-24 (Mia)  
 2010—Dolphins, 23-20 (GB) OT  
 2014—Packers, 27-24 (Mia)  
 2018—Packers, 31-12 (GB)  
 (RS Pts.—Dolphins 345, Packers 287)

**GREEN BAY vs. MINNESOTA**

RS: Packers lead series, 63-55-3;  
 PS: Series tied, 1-1  
 1961—Packers, 33-7 (Minn)  
     Packers, 28-10 (Mil)  
 1962—Packers, 34-7 (GB)  
     Packers, 48-21 (Minn)  
 1963—Packers, 37-28 (Minn)  
     Packers, 28-7 (GB)  
 1964—Vikings, 24-23 (GB)  
     Packers, 42-13 (Minn)  
 1965—Packers, 38-13 (Minn)  
     Packers, 24-19 (GB)  
 1966—Vikings, 20-17 (GB)  
     Packers, 28-16 (Minn)  
 1967—Vikings, 10-7 (Mil)  
     Packers, 30-27 (Minn)  
 1968—Vikings, 26-13 (Mil)  
     Vikings, 14-10 (Minn)  
 1969—Vikings, 19-7 (Minn)  
     Vikings, 9-7 (Mil)  
 1970—Packers, 13-10 (Mil)  
     Vikings, 10-3 (Minn)  
 1971—Vikings, 24-13 (GB)  
     Vikings, 3-0 (Minn)  
 1972—Vikings, 27-13 (GB)  
     Packers, 23-7 (Minn)  
 1973—Vikings, 11-3 (Minn)  
     Vikings, 31-7 (GB)  
 1974—Vikings, 32-17 (GB)  
     Packers, 19-7 (Minn)



## ALL-TIME TEAM VS. TEAM RESULTS

1975—Vikings, 28-17 (GB)  
Vikings, 24-3 (Minn)  
1976—Vikings, 17-10 (Mil)  
Vikings, 20-9 (Minn)  
1977—Vikings, 19-7 (Minn)  
Vikings, 13-6 (GB)  
1978—Vikings, 21-7 (Minn)  
Tie, 10-10 (GB) OT  
1979—Vikings, 27-21 (Minn) OT  
Packers, 19-7 (Mil)  
1980—Packers, 16-3 (GB)  
Packers, 25-13 (Minn)  
1981—Vikings, 30-13 (Mil)  
Packers, 35-23 (Minn)  
1982—Packers, 26-7 (Mil)  
1983—Vikings, 20-17 (GB) OT  
Packers, 29-21 (Minn)  
1984—Packers, 45-17 (Mil)  
Packers, 38-14 (Minn)  
1985—Packers, 20-17 (Mil)  
Packers, 27-17 (Minn)  
1986—Vikings, 42-7 (Minn)  
Vikings, 32-6 (GB)  
1987—Packers, 23-16 (Minn)  
Packers, 16-10 (Mil)  
1988—Packers, 34-14 (Minn)  
Packers, 18-6 (GB)  
1989—Vikings, 26-14 (Minn)  
Packers, 20-19 (Mil)  
1990—Packers, 24-10 (Mil)  
Vikings, 23-7 (Minn)  
1991—Vikings, 35-21 (GB)  
Packers, 27-7 (Minn)  
1992—Vikings, 23-20 (GB) OT  
Vikings, 27-7 (Minn)  
1993—Vikings, 15-13 (Minn)  
Vikings, 21-17 (Mil)  
1994—Packers, 16-10 (GB)  
Vikings, 13-10 (Minn) OT  
1995—Packers, 38-21 (GB)  
Vikings, 27-24 (Minn)  
1996—Vikings, 30-21 (Minn)  
Packers, 38-10 (GB)  
1997—Packers, 38-32 (GB)  
Packers, 27-11 (Minn)  
1998—Vikings, 37-24 (GB)  
Vikings, 28-14 (Minn)  
1999—Packers, 23-20 (GB)  
Vikings, 24-20 (Minn)  
2000—Packers, 26-20 (GB) OT  
Packers, 33-28 (Minn)  
2001—Vikings, 35-13 (Minn)  
Packers, 24-13 (GB)  
2002—Vikings, 31-21 (Minn)  
Packers, 26-22 (GB)  
2003—Vikings, 30-25 (GB)  
Packers, 30-27 (Minn)  
2004—Packers, 34-31 (GB)  
Packers, 34-31 (Minn)  
\*Vikings, 31-17 (GB)  
2005—Vikings, 23-20 (Minn)  
Vikings, 20-17 (GB)  
2006—Packers, 23-17 (Minn)  
Packers, 9-7 (GB)  
2007—Packers, 23-16 (Minn)  
Packers, 34-0 (GB)  
2008—Packers, 24-19 (GB)  
Vikings, 28-27 (Minn)  
2009—Vikings, 30-23 (Minn)  
Vikings, 38-26 (GB)  
2010—Packers, 28-24 (GB)  
Packers, 31-3 (Minn)  
2011—Packers, 33-27 (Minn)  
Packers, 45-7 (GB)  
2012—Packers, 23-14 (GB)  
Vikings, 37-34 (Minn)  
\*Packers, 24-10 (GB)

2013—Packers, 44-31 (Minn)  
Tie, 26-26 (GB) OT  
2014—Packers, 42-10 (GB)  
Packers, 24-21 (Minn)  
2015—Packers, 30-13 (Minn)  
Vikings, 20-13 (GB)  
2016—Vikings, 17-14 (Minn)  
Packers, 38-25 (GB)  
2017—Vikings, 23-10 (Minn)  
Vikings, 16-0 (GB)  
2018—Tie, 29-29 (GB) OT  
Vikings, 24-17 (Minn)  
2019—Packers, 21-16 (GB)  
Packers, 23-10 (Minn)  
2020—Packers, 43-34 (Minn)  
Vikings, 28-22 (GB)  
2021—Vikings, 34-31 (Minn)  
Packers, 37-10 (GB)  
(RS Pts.—Packers 2,682, Vikings 2,374)  
(PS Pts.—Packers 41, Vikings 41)  
*\*NFC First-Round Playoff*  
**GREEN BAY vs. NEW ENGLAND**  
RS: Patriots lead series, 6-5;  
PS: Packers lead series, 1-0  
1973—Patriots, 33-24 (NE)  
1979—Packers, 27-14 (GB)  
1985—Patriots, 26-20 (NE)  
1988—Packers, 45-3 (Mil)  
1994—Patriots, 17-16 (NE)  
1996—\*Packers, 35-21 (New Orleans)  
1997—Packers, 28-10 (NE)  
2002—Packers, 28-10 (NE)  
2006—Patriots, 35-0 (GB)  
2010—Patriots, 31-27 (NE)  
2014—Packers, 26-21 (GB)  
2018—Patriots, 31-17 (NE)  
(RS Pts.—Packers 258, Patriots 231)  
(PS Pts.—Packers 35, Patriots 21)  
*\*Super Bowl XXXI*  
**GREEN BAY vs. NEW ORLEANS**  
RS: Packers lead series, 17-10  
1968—Packers, 29-7 (Mil)  
1971—Saints, 29-21 (Mil)  
1972—Packers, 30-20 (NO)  
1973—Packers, 30-10 (Mil)  
1975—Saints, 20-19 (NO)  
1976—Packers, 32-27 (Mil)  
1977—Packers, 24-20 (NO)  
1978—Packers, 28-17 (Mil)  
1979—Packers, 28-19 (Mil)  
1981—Packers, 35-7 (NO)  
1984—Packers, 23-13 (NO)  
1985—Packers, 38-14 (Mil)  
1986—Saints, 24-10 (NO)  
1987—Saints, 33-24 (NO)  
1989—Packers, 35-34 (GB)  
1993—Packers, 19-17 (NO)  
1995—Packers, 34-23 (NO)  
2002—Saints, 35-20 (NO)  
2005—Packers, 52-3 (GB)  
2006—Saints, 34-27 (GB)  
2008—Saints, 51-29 (NO)  
2011—Packers, 42-34 (GB)  
2012—Packers, 28-27 (GB)  
2014—Saints, 44-23 (NO)  
2017—Saints, 26-17 (GB)  
2020—Packers, 37-30 (NO)  
2021—Saints, 38-3 (Jacksonville)  
(RS Pts.—Packers 737, Saints 656)  
**GREEN BAY vs. N.Y. GIANTS**  
RS: Packers lead series, 29-23-2;  
PS: Packers lead series, 5-3  
1928—Giants, 6-0 (GB)  
Packers, 7-0 (NY)  
1929—Packers, 20-6 (NY)  
1930—Packers, 14-7 (GB)  
Giants, 13-6 (NY)

1931—Packers, 27-7 (GB)  
Packers, 14-10 (NY)  
1932—Packers, 13-0 (GB)  
Giants, 6-0 (NY)  
1933—Giants, 10-7 (Mil)  
Giants, 17-6 (NY)  
1934—Packers, 20-6 (Mil)  
Giants, 17-3 (NY)  
1935—Packers, 16-7 (GB)  
1936—Packers, 26-14 (NY)  
1937—Giants, 10-0 (NY)  
1938—Giants, 15-3 (NY)  
\*Giants, 23-17 (NY)  
1939—\*Packers, 27-0 (Mil)  
1940—Giants, 7-3 (NY)  
1942—Tie, 21-21 (NY)  
1943—Packers, 35-21 (NY)  
1944—Giants, 24-0 (NY)  
\*Packers, 14-7 (NY)  
1945—Packers, 23-14 (NY)  
1947—Tie, 24-24 (NY)  
1948—Giants, 49-3 (Mil)  
1949—Giants, 30-10 (GB)  
1952—Packers, 17-3 (NY)  
1957—Giants, 31-17 (GB)  
1959—Giants, 20-3 (NY)  
1961—Packers, 20-17 (Mil)  
\*Packers, 37-0 (GB)  
1962—\*Packers, 16-7 (NY)  
1967—Packers, 48-21 (NY)  
1969—Packers, 20-10 (Mil)  
1971—Giants, 42-40 (GB)  
1973—Packers, 16-14 (New Haven)  
1975—Packers, 40-14 (Mil)  
1980—Giants, 27-21 (NY)  
1981—Packers, 27-14 (NY)  
Packers, 26-24 (Mil)  
1982—Packers, 27-19 (NY)  
1983—Giants, 27-3 (NY)  
1985—Packers, 23-20 (GB)  
1986—Giants, 55-24 (NY)  
1987—Giants, 20-10 (NY)  
1992—Giants, 27-7 (NY)  
1995—Packers, 14-6 (GB)  
1998—Packers, 37-3 (NY)  
2001—Packers, 34-25 (NY)  
2004—Giants, 14-7 (GB)  
2007—Packers, 35-13 (NY)  
\*\*Giants, 23-20 (GB) OT  
2010—Packers, 45-17 (GB)  
2011—Packers, 38-35 (NY)  
\*\*\*Giants, 37-20 (GB)  
2012—Giants, 38-10 (NY)  
2013—Giants, 27-13 (NY)  
2016—Packers, 23-16 (GB)  
\*\*\*\*Packers, 38-13 (GB)  
2019—Packers, 31-13 (NY)  
(RS Pts.—Packers 977, Giants 953)  
(PS Pts.—Packers 189, Giants 110)  
*\*NFL Championship*  
*\*\*NFL Championship Game*  
*\*\*\*NFL Divisional Playoff*  
*\*\*\*\*NFL Wild Card Playoff*  
**GREEN BAY vs. N.Y. JETS**  
RS: Jets lead series, 8-5  
1973—Packers, 23-7 (Mil)  
1979—Jets, 27-22 (GB)  
1981—Jets, 28-3 (NY)  
1982—Jets, 15-13 (NY)  
1985—Jets, 24-3 (Mil)  
1991—Jets, 19-16 (NY) OT  
1994—Packers, 17-10 (GB)  
2000—Jets, 20-16 (GB)  
2002—Jets, 42-17 (NY)  
2006—Jets, 38-10 (GB)  
2010—Packers, 9-0 (NY)  
2014—Packers, 31-24 (GB)

## ALL-TIME TEAM VS. TEAM RESULTS

2018—Packers, 44-38 (NY) OT  
(RS Pts.—Jets 292, Packers 224)  
**GREEN BAY vs. PHILADELPHIA**

RS: Packers lead series, 27-15  
PS: Eagles lead series, 2-1  
1933—Packers, 35-9 (GB)  
Packers, 10-0 (P)  
1934—Packers, 19-6 (GB)  
1935—Packers, 13-6 (P)  
1937—Packers, 37-7 (Mil)  
1939—Packers, 23-16 (P)  
1940—Packers, 27-20 (GB)  
1942—Packers, 7-0 (P)  
1946—Packers, 19-7 (P)  
1947—Eagles, 28-14 (P)  
1951—Packers, 37-24 (GB)  
1952—Packers, 12-10 (Mil)  
1954—Packers, 37-14 (P)  
1958—Packers, 38-35 (GB)  
1960—Eagles, 17-13 (P)  
1962—Packers, 49-0 (P)  
1968—Packers, 30-13 (GB)  
1970—Packers, 30-17 (Mil)  
1974—Eagles, 36-14 (P)  
1976—Packers, 28-13 (GB)  
1978—Eagles, 10-3 (P)  
1979—Eagles, 21-10 (GB)  
1987—Packers, 16-10 (GB) OT  
1990—Eagles, 31-0 (P)  
1991—Eagles, 20-3 (GB)  
1992—Packers, 27-24 (Mil)  
1993—Eagles, 20-17 (GB)  
1994—Eagles, 13-7 (P)  
1996—Packers, 39-13 (GB)  
1997—Eagles, 10-9 (P)  
1998—Packers, 24-16 (GB)  
2000—Packers, 6-3 (GB)  
2003—Eagles, 17-14 (GB)  
Eagles, 20-17 (P) OT  
2004—Eagles, 47-17 (P)  
2005—Eagles, 19-14 (P)  
2006—Eagles, 31-9 (P)  
2007—Packers, 16-13 (GB)  
2010—Packers, 27-20 (P)  
Packers, 21-16 (P)  
2013—Eagles, 27-13 (GB)  
2014—Packers, 53-20 (GB)  
2016—Packers, 27-13 (P)  
2019—Eagles, 34-27 (GB)  
2020—Packers, 30-16 (GB)  
(RS Pts.—Packers 887, Eagles 709)  
(PS Pts.—Eagles 53, Packers 51)  
*\*NFL Championship*  
*\*\*NFC Divisional Playoff*  
*\*\*\*NFC First-Round Playoff*  
**GREEN BAY vs. PITTSBURGH**  
RS: Packers lead series, 19-16;  
PS: Packers lead series, 1-0  
1933—Packers, 47-0 (GB)  
1935—Packers, 27-0 (GB)  
Packers, 34-14 (P)  
1936—Packers, 42-10 (Mil)  
1938—Packers, 20-0 (GB)  
1940—Packers, 24-3 (Mil)  
1941—Packers, 54-7 (P)  
1942—Packers, 24-21 (Mil)  
1946—Packers, 17-7 (GB)  
1947—Steelers, 18-17 (Mil)  
1948—Steelers, 38-7 (P)  
1949—Steelers, 30-7 (Mil)  
1951—Packers, 35-33 (Mil)  
Steelers, 28-7 (P)  
1953—Steelers, 31-14 (P)  
1954—Steelers, 21-20 (GB)  
1957—Packers, 27-10 (P)  
1960—Packers, 19-13 (P)  
1963—Packers, 33-14 (Mil)  
1965—Packers, 41-9 (P)

1967—Steelers, 24-17 (GB)  
1969—Packers, 38-34 (P)  
1970—Packers, 20-12 (P)  
1975—Steelers, 16-13 (Mil)  
1980—Steelers, 22-20 (P)  
1983—Steelers, 25-21 (GB)  
1986—Steelers, 27-3 (P)  
1992—Packers, 17-3 (GB)  
1995—Packers, 24-19 (GB)  
1998—Steelers, 27-20 (P)  
2005—Steelers, 20-10 (GB)  
2009—Steelers, 37-36 (P)  
2010—Packers, 31-25 (North Texas)  
2013—Steelers, 38-31 (GB)  
2017—Steelers, 31-28 (P)  
2021—Packers, 27-17 (GB)  
(RS Pts.—Packers 841, Steelers 659)  
(PS Pts.—Packers 31, Steelers 25)  
*\*Steelers known as Pirates prior to 1940*  
*\*\*Super Bowl XLV*  
**GREEN BAY vs. SAN FRANCISCO**  
RS: Packers lead series, 34-28-1;  
PS: 49ers lead series, 5-4  
1950—Packers, 25-21 (GB)  
49ers, 30-14 (SF)  
1951—49ers, 31-19 (SF)  
1952—49ers, 24-14 (SF)  
1953—49ers, 37-7 (Mil)  
49ers, 48-14 (SF)  
1954—49ers, 23-17 (Mil)  
49ers, 35-0 (SF)  
1955—Packers, 27-21 (Mil)  
Packers, 28-7 (SF)  
1956—49ers, 17-16 (GB)  
49ers, 38-20 (SF)  
1957—49ers, 24-14 (Mil)  
49ers, 27-20 (SF)  
1958—49ers, 33-12 (Mil)  
49ers, 48-21 (SF)  
1959—Packers, 21-20 (GB)  
Packers, 36-14 (SF)  
1960—Packers, 41-14 (Mil)  
Packers, 13-0 (SF)  
1961—Packers, 30-10 (GB)  
49ers, 22-21 (SF)  
1962—Packers, 31-13 (Mil)  
Packers, 31-21 (SF)  
1963—Packers, 28-10 (Mil)  
Packers, 21-17 (SF)  
1964—Packers, 24-14 (Mil)  
49ers, 24-14 (SF)  
1965—Packers, 27-10 (GB)  
Tie, 24-24 (SF)  
1966—49ers, 21-20 (SF)  
Packers, 20-7 (Mil)  
1967—Packers, 13-0 (GB)  
1968—49ers, 27-20 (SF)  
1969—Packers, 14-7 (Mil)  
1970—49ers, 26-10 (SF)  
1972—Packers, 34-24 (Mil)  
1973—49ers, 20-6 (SF)  
1974—49ers, 7-6 (SF)  
1976—49ers, 26-14 (GB)  
1977—Packers, 16-14 (Mil)  
1980—Packers, 23-16 (Mil)  
1981—49ers, 13-3 (Mil)  
1986—49ers, 31-17 (Mil)  
1987—49ers, 23-12 (GB)  
1989—Packers, 21-17 (SF)  
1990—49ers, 24-20 (GB)  
1995—Packers, 27-17 (SF)  
1996—Packers, 23-20 (GB) OT  
Packers, 35-14 (GB)  
1997—Packers, 23-10 (SF)  
1998—Packers, 36-22 (GB)  
49ers, 30-27 (SF)  
1999—Packers, 20-3 (SF)  
2000—Packers, 31-28 (GB)

2001—Packers, 25-15 (GB)  
2002—Packers, 20-14 (SF)  
2003—Packers, 20-10 (GB)  
2006—Packers, 30-19 (SF)  
2009—Packers, 30-24 (GB)  
2010—Packers, 34-16 (GB)  
2012—49ers, 30-22 (GB)  
49ers, 45-31 (SF)  
2013—49ers, 34-28 (SF)  
49ers, 23-20 (GB)  
2015—Packers, 17-3 (SF)  
2018—Packers, 33-30 (GB)  
2019—49ers, 37-8 (SF)  
49ers, 37-20 (SF)  
2020—Packers, 34-17 (SF)  
2021—Packers, 30-28 (SF)  
49ers, 13-10 (SF)  
(RS Pts.—Packers 1,334, 49ers 1,296)  
(PS Pts.—Packers 218, 49ers 204)  
*\*NFC Divisional Playoff*  
*\*\*NFC Championship*  
*\*\*\*NFC First-Round Playoff*  
**GREEN BAY vs. SEATTLE**  
RS: Packers lead series, 12-8;  
PS: Packers lead series, 3-1  
1976—Packers, 27-20 (Mil)  
1978—Packers, 45-28 (Mil)  
1981—Packers, 34-24 (GB)  
1984—Seahawks, 30-24 (Mil)  
1987—Seahawks, 24-13 (S)  
1990—Seahawks, 20-14 (Mil)  
1996—Packers, 31-10 (S)  
1999—Seahawks, 27-7 (GB)  
2003—Packers, 35-13 (GB)  
Packers, 33-27 (GB) OT  
2005—Packers, 23-17 (GB)  
2006—Seahawks, 34-24 (S)  
2007—Packers, 42-20 (GB)  
2008—Packers, 27-17 (S)  
2009—Packers, 48-10 (GB)  
2012—Seahawks, 14-12 (S)  
2014—Seahawks, 36-16 (S)  
Seahawks, 28-22 (S) OT  
2015—Packers, 27-17 (GB)  
2016—Packers, 38-10 (GB)  
2017—Packers, 17-9 (GB)  
2018—Seahawks, 27-24 (S)  
2019—Packers, 28-23 (GB)  
2021—Packers, 17-0 (S)  
(RS Pts.—Packers 503, Seahawks 387)  
(PS Pts.—Packers 125, Seahawks 98)  
*\*NFC First-Round Playoff*  
*\*\*NFC Divisional Playoff*  
*\*\*\*NFC Championship*  
**GREEN BAY vs. TAMPA BAY**  
RS: Packers lead series, 32-22-1;  
PS: Series tied, 1-1  
1977—Packers, 13-0 (TB)  
1978—Packers, 9-7 (GB)  
Packers, 17-7 (TB)  
1979—Buccaneers, 21-10 (GB)  
Buccaneers, 21-3 (TB)  
1980—Tie, 14-14 (TB) OT  
Buccaneers, 20-17 (Mil)  
1981—Buccaneers, 21-10 (GB)  
Buccaneers, 37-3 (TB)  
1983—Packers, 55-14 (GB)  
Packers, 12-9 (TB) OT  
1984—Buccaneers, 30-27 (TB) OT  
Packers, 27-14 (GB)  
1985—Packers, 21-0 (GB)  
Packers, 20-17 (TB)  
1986—Packers, 31-7 (Mil)  
Packers, 21-7 (TB)  
1987—Buccaneers, 23-17 (Mil)  
1988—Buccaneers, 13-10 (GB)  
Buccaneers, 27-24 (TB)

## ALL-TIME TEAM VS. TEAM RESULTS

1989—Buccaneers, 23-21 (GB)  
Packers, 17-16 (TB)

1990—Buccaneers, 26-14 (TB)  
Packers, 20-10 (Mil)

1991—Packers, 15-13 (GB)  
Packers, 27-0 (TB)

1992—Buccaneers, 31-3 (TB)  
Packers, 19-14 (Mil)

1993—Packers, 37-14 (TB)  
Packers, 13-10 (GB)

1994—Packers, 30-3 (GB)  
Packers, 34-19 (TB)

1995—Packers, 35-13 (GB)  
Buccaneers, 13-10 (TB) OT

1996—Packers, 34-3 (TB)  
Packers, 13-7 (GB)

1997—Packers, 21-16 (GB)  
Packers, 17-6 (TB)  
\*Packers, 21-7 (GB)

1998—Packers, 23-15 (GB)  
Buccaneers, 24-22 (TB)

1999—Packers, 26-23 (GB)  
Buccaneers, 29-10 (TB)

2000—Buccaneers, 20-15 (TB)  
Packers, 17-14 (GB) OT

2001—Buccaneers, 14-10 (TB)  
Packers, 21-20 (GB)

2002—Buccaneers, 21-7 (TB)

2003—Packers, 20-13 (TB)

2005—Buccaneers, 17-16 (GB)

2008—Buccaneers, 30-21 (TB)

2009—Buccaneers, 38-28 (TB)

2011—Packers, 35-26 (GB)

2014—Packers, 20-3 (TB)

2017—Packers, 26-20 (GB) OT

2020—Buccaneers, 38-10 (TB)  
\*\*Buccaneers, 31-26 (GB)

(RS Pts.—Packers 1,068, Buccaneers 911)  
(PS Pts.—Packers 47, Buccaneers 38)  
*\*NFC Divisional Playoff*  
*\*\*NFC Championship*

**GREEN BAY vs. \*TENNESSEE**  
RS: Titans lead series, 7-6  
1972—Packers, 23-10 (H)  
1977—Oilers, 16-10 (GB)  
1980—Oilers, 22-3 (GB)  
1983—Packers, 41-38 (H) OT  
1986—Oilers, 31-3 (GB)  
1992—Packers, 16-14 (H)  
1998—Packers, 30-22 (GB)  
2001—Titans, 26-20 (T)  
2004—Titans, 48-27 (GB)  
2008—Titans, 19-16 (T) OT  
2012—Packers, 55-7 (GB)  
2016—Titans, 47-25 (T)  
2020—Packers, 40-14 (GB)  
(RS Pts.—Titans 314, Packers 309)  
*\*Franchise in Houston prior to 1997; known as Oilers prior to 1999*

**GREEN BAY vs. \*WASHINGTON**  
RS: Packers lead series, 20-15-1;  
PS: Packers lead series, 2-1  
1932—Packers, 21-0 (B)  
1933—Tie, 7-7 (GB)  
Redskins, 20-7 (B)  
1934—Packers, 10-0 (B)  
1936—Packers, 31-2 (GB)  
Packers, 7-3 (B)  
\*\*Packers, 21-6 (New York)  
1937—Redskins, 14-6 (W)  
1939—Packers, 24-14 (Mil)  
1941—Packers, 22-17 (W)  
1943—Redskins, 33-7 (Mil)  
1946—Packers, 20-7 (W)  
1947—Packers, 27-10 (Mil)  
1948—Redskins, 23-7 (Mil)  
1949—Redskins, 30-0 (W)  
1950—Packers, 35-21 (Mil)

1952—Packers, 35-20 (Mil)  
1958—Redskins, 37-21 (W)  
1959—Packers, 21-0 (GB)  
1968—Packers, 27-7 (W)  
1972—Redskins, 21-16 (W)  
\*\*\*Redskins, 16-3 (W)

1974—Redskins, 17-6 (GB)  
1977—Redskins, 10-9 (W)  
1979—Redskins, 38-21 (W)  
1983—Packers, 48-47 (GB)  
1986—Redskins, 16-7 (GB)  
1988—Redskins, 20-17 (Mil)  
2001—Packers, 37-0 (GB)  
2002—Packers, 30-9 (GB)  
2004—Packers, 28-14 (W)  
2007—Packers, 17-14 (GB)  
2010—Redskins, 16-13 (W) OT  
2013—Packers, 38-20 (GB)  
2015—\*\*\*\*Packers, 35-18 (W)  
2016—Redskins, 42-24 (W)  
2018—Redskins, 31-17 (W)  
2019—Packers, 20-15 (GB)  
2021—Packers, 24-10 (GB)  
(RS Pts.—Packers 707, Commanders 605)  
(PS Pts.—Packers 59, Commanders 40)  
*\*Franchise in Boston prior to 1937 and known as Braves prior to 1933; known as Redskins prior to 2020; known as Washington Football Team prior to 2022*  
*\*\*NFL Championship*  
*\*\*\*NFC Divisional Playoff*  
*\*\*\*\*NFC First-Round Playoff*

**HOUSTON vs. ARIZONA**

RS: Cardinals lead, 3-2;  
See Arizona vs. Houston

**HOUSTON vs. ATLANTA**

RS: Texans lead series, 3-2;  
See Atlanta vs. Houston

**HOUSTON vs. BALTIMORE**

RS: Ravens lead series, 9-2;  
PS: Ravens lead series, 1-0;

**HOUSTON vs. BUFFALO**

RS: Series tied, 5-5;  
PS: Texans lead series, 1-0;

**HOUSTON vs. CAROLINA**

RS: Panthers lead series, 4-2;  
See Carolina vs. Houston

**HOUSTON vs. CHICAGO**

RS: Texans lead series, 4-1;  
See Chicago vs. Houston

**HOUSTON vs. CINCINNATI**

RS: Texans lead series, 6-5  
PS: Texans lead series, 2-0;

**HOUSTON vs. CLEVELAND**

RS: Texans lead series, 7-3;  
See Cleveland vs. Houston

**HOUSTON vs. DALLAS**

RS: Cowboys lead series, 3-2;  
See Dallas vs. Houston

**HOUSTON vs. DENVER**

RS: Broncos lead series, 5-3;  
See Denver vs. Houston

**HOUSTON vs. DETROIT**

RS: Texans lead series, 4-1;  
See Detroit vs. Houston

**HOUSTON vs. GREEN BAY**

RS: Packers lead series, 4-1;  
See Green Bay vs. Houston

**HOUSTON vs. INDIANAPOLIS**

RS: Colts lead series, 31-9;  
PS: Colts lead series, 1-0

2002—Colts, 23-3 (H)  
Colts, 19-3 (I)

2003—Colts, 30-21 (I)  
Colts, 20-17 (H)

2004—Colts, 49-14 (I)  
Colts, 23-14 (H)

2005—Colts, 38-20 (H)  
Colts, 31-17 (I)

2006—Colts, 43-24 (I)  
Texans, 27-24 (H)

2007—Colts, 30-24 (H)  
Colts, 38-15 (I)

2008—Colts, 31-27 (H)  
Colts, 33-27 (I)

2009—Colts, 20-17 (I)  
Colts, 35-27 (H)

2010—Texans, 34-24 (H)  
Colts, 30-17 (I)

2011—Texans, 34-7 (H)  
Colts, 19-16 (I)

2012—Texans, 29-17 (H)  
Colts, 28-16 (I)

2013—Colts, 27-24 (H)  
Colts, 25-3 (I)

2014—Colts, 33-28 (H)  
Colts, 17-10 (I)

2015—Colts, 27-20 (H)  
Texans, 16-10 (I)

2016—Texans, 26-23 (H) OT  
Texans, 22-17 (I)

2017—Colts, 20-14 (H)  
Colts, 22-13 (I)

2018—Texans, 37-34 (I) OT  
Colts, 24-21 (H)  
\*Colts, 21-7 (H)

2019—Colts, 30-23 (I)  
Texans, 20-17 (H)

2020—Colts, 26-20 (H)  
Colts, 27-20 (I)

2021—Colts, 31-3 (I)  
Colts, 31-0 (H)

(RS Pts.—Colts 1,053, Texans 763)  
(PS Pts.—Colts 21, Texans 7)  
*\*AFC First-Round Playoff*

**HOUSTON vs. JACKSONVILLE**  
RS: Texans lead series, 27-13  
2002—Texans, 21-19 (J)  
Jaguars, 24-21 (H)  
2003—Texans, 24-20 (H)  
Jaguars, 27-0 (J)  
2004—Texans, 20-6 (H)  
Texans, 21-0 (J)  
2005—Jaguars, 21-14 (J)  
Jaguars, 38-20 (H)  
2006—Texans, 27-7 (H)  
Texans, 13-10 (J)  
2007—Jaguars, 37-17 (J)  
Texans, 42-28 (H)  
2008—Jaguars, 30-27 (J) OT  
Texans, 30-17 (H)  
2009—Jaguars, 31-24 (H)  
Jaguars, 23-18 (J)  
2010—Jaguars, 31-24 (J)  
Texans, 34-17 (H)  
2011—Texans, 24-14 (H)  
Texans, 20-13 (J)  
2012—Texans, 27-7 (J)  
Texans, 43-37 (H) OT  
2013—Jaguars, 13-6 (H)  
Jaguars, 27-20 (J)  
2014—Texans, 27-13 (J)  
Texans, 23-17 (H)  
2015—Texans, 31-20 (J)  
Texans, 30-6 (H)  
2016—Texans, 24-21 (J)  
Texans, 21-20 (H)  
2017—Jaguars, 29-7 (H)  
Jaguars, 45-7 (J)  
2018—Texans, 20-7 (J)  
Texans, 20-3 (H)

## ALL-TIME TEAM VS. TEAM RESULTS

2019—Texans, 13-12 (H)

Texans, 26-3 (London)

2020—Texans, 30-14 (H)

Texans, 27-25 (J)

2021—Texans, 37-21 (J)

Texans, 30-16 (H)

(RS Pts.—Texans 910, Jaguars 769)

**HOUSTON vs. KANSAS CITY**

RS: Chiefs lead series, 6-5;

PS: Chiefs lead series, 2-0

2003—Chiefs, 42-14 (H)

2004—Texans, 24-21 (KC)

2005—Chiefs, 45-17 (H)

2007—Texans, 20-3 (H)

2010—Texans, 35-31 (H)

2013—Chiefs, 17-16 (KC)

2015—Chiefs, 27-20 (H)

\*Chiefs, 30-0 (H)

2016—Texans, 19-12 (H)

2017—Chiefs, 42-34 (H)

2019—Texans, 31-24 (KC)

\*\*Chiefs, 51-31 (KC)

2020—Chiefs, 34-20 (KC)

(RS Pts.—Chiefs 298, Texans 250)

(PS Pts.—Chiefs 81, Texans 31)

\*AFC First-Round Playoff

\*\*AFC Divisional Playoff

**HOUSTON vs. \*LAS VEGAS**

RS: Texans lead series, 7-4;

PS: Texans lead series, 1-0

2004—Texans, 30-17 (H)

2006—Texans, 23-14 (O)

2007—Texans, 24-17 (O)

2008—Raiders, 27-16 (O)

2009—Texans, 29-6 (H)

2010—Texans, 31-24 (O)

2011—Raiders, 25-20 (H)

2013—Raiders, 28-23 (H)

2014—Texans, 30-14 (O)

2016—Raiders, 27-20 (Mexico)

\*Texans, 27-14 (H)

2019—Texans, 27-24 (H)

(RS Pts.—Texans 273, Raiders 223)

(PS Pts.—Texans 27, Raiders 14)

\*AFC First-Round Playoff

\*\*Franchise in Oakland from 1995-2019

**HOUSTON vs. \*L.A. CHARGERS**

RS: Chargers lead series, 5-3

2002—Chargers, 24-3 (SD)

2004—Chargers, 27-20 (H)

2007—Chargers, 35-10 (SD)

2010—Chargers, 29-23 (H)

2013—Texans, 31-28 (SD)

2016—Chargers, 21-13 (H)

2019—Texans, 27-20 (LA)

2021—Texans, 41-29 (H)

(RS Pts.—Chargers 213, Texans 168)

\*Franchise in San Diego from 1961-2016

**HOUSTON vs. \*L.A. RAMS**

RS: Rams lead series, 4-1

2005—Rams, 33-27 (H) OT

2009—Texans, 16-13 (STL)

2013—Rams, 38-13 (H)

2017—Rams, 33-7 (LA)

2021—Rams, 38-22 (H)

(RS Pts.—Rams 155, Texans 85)

\*Franchise in St. Louis from 2002 to 2015

**HOUSTON vs. MIAMI**

RS: Texans lead series, 8-2

2003—Texans, 21-20 (M)

2006—Texans, 17-15 (H)

2007—Texans, 22-19 (H)

2008—Texans, 29-28 (H)

2009—Texans, 27-20 (M)

2011—Texans, 23-13 (M)

2012—Texans, 30-10 (H)

2015—Dolphins, 44-26 (M)

2018—Texans, 42-23 (H)

2021—Dolphins, 17-9 (M)

(RS Pts.—Texans 246, Dolphins 209)

**HOUSTON vs. MINNESOTA**

RS: Vikings lead series, 5-0

2004—Vikings, 34-28 (H) OT

2008—Vikings, 28-21 (M)

2012—Vikings, 23-6 (H)

2016—Vikings, 31-13 (M)

2020—Vikings, 31-23 (H)

(RS Pts.—Vikings 147, Texans 91)

**HOUSTON vs. NEW ENGLAND**

RS: Patriots lead series, 9-3;

PS: Patriots lead series, 2-0

2003—Patriots, 23-20 (H) OT

2006—Patriots, 40-7 (NE)

2009—Texans, 34-27 (H)

2012—Patriots, 42-14 (NE)

\*Patriots, 41-28 (NE)

2013—Patriots, 34-31 (H)

2015—Patriots, 27-6 (H)

2016—Patriots, 27-0 (NE)

\*Patriots, 34-16 (NE)

2017—Patriots, 36-33 (NE)

2018—Patriots, 27-20 (NE)

2019—Texans, 28-22 (H)

2020—Texans, 27-20 (H)

2021—Patriots, 25-22 (H)

(RS Pts.—Patriots 350, Texans 242)

(PS Pts.—Patriots 75, Texans 44)

\*AFC Divisional Playoff

**HOUSTON vs. NEW ORLEANS**

RS: Saints lead series, 3-2

2003—Saints, 31-10 (NO)

2007—Texans, 23-10 (H)

2011—Saints, 40-33 (NO)

2015—Texans, 24-6 (H)

2019—Saints, 30-28 (NO)

(RS Pts.—Texans 118, Saints 117)

**HOUSTON vs. N.Y. GIANTS**

RS: Giants lead series, 4-1

2002—Texans, 16-14 (H)

2006—Giants, 14-10 (NY)

2010—Giants, 34-10 (H)

2014—Giants, 30-17 (NY)

2018—Giants, 27-22 (H)

(RS Pts.—Giants 119, Texans 75)

**HOUSTON vs. N.Y. JETS**

RS: Jets lead series, 6-3

2003—Jets, 19-14 (H)

2004—Jets, 29-7 (NY)

2006—Jets, 26-11 (NY)

2009—Jets, 24-7 (H)

2010—Jets, 30-27 (NY)

2012—Texans, 23-17 (NY)

2015—Texans, 24-17 (H)

2018—Texans, 29-22 (NY)

2021—Jets, 21-14 (H)

(RS Pts.—Jets 205, Texans 156)

**HOUSTON vs. PHILADELPHIA**

RS: Eagles lead series, 5-0

2002—Eagles, 35-17 (P)

2006—Eagles, 24-10 (H)

2010—Eagles, 34-24 (P)

2014—Eagles, 31-21 (H)

2018—Eagles, 32-30 (P)

(RS Pts.—Eagles 156, Texans 102)

**HOUSTON vs. PITTSBURGH**

RS: Steelers lead series, 5-2

2002—Texans, 24-6 (P)

2005—Steelers, 27-7 (H)

2008—Steelers, 38-17 (P)

2011—Texans, 17-10 (H)

2014—Steelers, 30-23 (P)

2017—Steelers, 34-6 (H)

2020—Steelers, 28-21 (P)

(RS Pts.—Steelers 173, Texans 115)

**HOUSTON vs. SAN FRANCISCO**

RS: 49ers lead series, 4-1

2005—49ers, 20-17 (SF) OT

2009—Texans, 24-21 (H)

2013—49ers, 34-3 (SF)

2017—49ers, 26-16 (H)

2021—49ers, 23-7 (SF)

(RS Pts.—49ers 124, Texans 67)

**HOUSTON vs. SEATTLE**

RS: Seahawks lead series, 4-1

2005—Seahawks, 42-10 (S)

2009—Texans, 34-7 (H)

2013—Seahawks, 23-20 (H) OT

2017—Seahawks, 41-38 (S)

2021—Seahawks, 33-13 (H)

(RS Pts.—Seahawks 146, Texans 115)

**HOUSTON vs. TAMPA BAY**

RS: Texans lead series, 4-1

2003—Buccaneers, 16-3 (TB)

2007—Texans, 28-14 (H)

2011—Texans, 37-9 (TB)

2015—Texans, 19-9 (H)

2019—Texans, 23-20 (TB)

(RS Pts.—Texans 110, Buccaneers 68)

**HOUSTON vs. TENNESSEE**

RS: Titans lead series, 22-18

2002—Titans, 17-10 (T)

Titans, 13-3 (H)

2003—Titans, 38-17 (T)

Titans, 27-24 (H)

2004—Texans, 20-10 (T)

Texans, 31-21 (H)

2005—Titans, 34-20 (H)

Titans, 13-10 (T)

2006—Titans, 28-22 (T)

Titans, 26-20 (H) OT

2007—Titans, 38-36 (H)

Titans, 28-20 (T)

2008—Titans, 31-12 (T)

Texans, 13-12 (H)

2009—Texans, 34-31 (T)

Titans, 20-17 (H)

2010—Texans, 20-0 (H)

Titans, 31-17 (T)

2011—Texans, 41-7 (T)

Titans, 23-22 (H)

2012—Texans, 38-14 (H)

Texans, 24-10 (T)

2013—Texans, 30-24 (H) OT

Titans, 16-10 (T)

2014—Texans, 30-16 (T)

Texans, 45-21 (H)

2015—Texans, 20-6 (H)

Texans, 34-6 (T)

2016—Texans, 27-20 (H)

Titans, 24-17 (T)

2017—Texans, 57-14 (H)

Titans, 24-13 (T)

2018—Titans, 20-17 (T)

Texans, 34-17 (H)

2019—Texans, 24-21 (T)

Titans, 35-14 (H)

2020—Titans, 42-36 (T) OT

Titans, 41-38 (H)

2021—Texans, 22-13 (T)

Titans, 28-25 (H)

(RS Pts.—Texans 964, Titans 860)

**HOUSTON vs. WASHINGTON**

RS: Texans lead series, 3-2

2002—Redskins, 26-10 (W)

2006—Redskins, 31-15 (H)

2010—Texans, 30-27 (W) OT

2014—Texans, 17-6 (H)

2018—Texans, 23-21 (W)

(RS Pts.—Commanders 111, Texans 95)

\*Franchise known as Redskins prior to 2020;

known as Washington Football Team prior to

2022



## ALL-TIME TEAM VS. TEAM RESULTS

1968—Colts, 27-10 (B)  
Colts, 28-24 (LA)  
1969—Rams, 27-20 (B)  
Colts, 13-7 (LA)  
1971—Colts, 24-17 (B)  
1975—Rams, 24-13 (LA)  
1986—Rams, 24-7 (I)  
1989—Rams, 31-17 (LA)  
1995—Colts, 21-18 (I)  
2001—Rams, 42-17 (StL)  
2005—Colts, 45-28 (I)  
2009—Colts, 42-6 (StL)  
2013—Rams, 38-8 (I)  
2017—Rams, 46-9 (LA)  
2021—Rams, 27-24 (I)  
(RS Pts.—Rams 1,023, Colts 969)  
*\*Franchise in Baltimore prior to 1984*  
*\*\*Franchise in St. Louis from 1995-2015*  
**\*INDIANAPOLIS vs. MIAMI**  
RS: Dolphins lead series, 46-28;  
PS: Dolphins lead series, 2-0  
1970—Colts, 35-0 (B)  
Dolphins, 34-17 (M)  
1971—Dolphins, 17-14 (M)  
Colts, 14-3 (B)  
\*\*Dolphins, 21-0 (M)  
1972—Dolphins, 23-0 (B)  
Dolphins, 16-0 (M)  
1973—Dolphins, 44-0 (M)  
Colts, 16-3 (B)  
1974—Dolphins, 17-7 (M)  
Dolphins, 17-16 (B)  
1975—Colts, 33-17 (M)  
Colts, 10-7 (B) OT  
1976—Colts, 28-14 (B)  
Colts, 17-16 (M)  
1977—Colts, 45-28 (B)  
Dolphins, 17-6 (M)  
1978—Dolphins, 42-0 (B)  
Dolphins, 26-8 (M)  
1979—Dolphins, 19-0 (M)  
Dolphins, 28-24 (B)  
1980—Colts, 30-17 (M)  
Dolphins, 24-14 (B)  
1981—Dolphins, 31-28 (B)  
Dolphins, 27-10 (M)  
1982—Dolphins, 24-20 (M)  
Dolphins, 34-7 (B)  
1983—Dolphins, 21-7 (B)  
Dolphins, 37-0 (M)  
1984—Dolphins, 44-7 (M)  
Dolphins, 35-17 (I)  
1985—Dolphins, 30-13 (M)  
Dolphins, 34-20 (I)  
1986—Dolphins, 30-10 (M)  
Dolphins, 17-13 (I)  
1987—Dolphins, 23-10 (I)  
Colts, 40-21 (M)  
1988—Colts, 15-13 (I)  
Colts, 31-28 (M)  
1989—Dolphins, 19-13 (M)  
Colts, 42-13 (I)  
1990—Dolphins, 27-7 (I)  
Dolphins, 23-17 (M)  
1991—Dolphins, 17-6 (M)  
Dolphins, 10-6 (I)  
1992—Colts, 31-20 (M)  
Dolphins, 28-0 (I)  
1993—Dolphins, 24-20 (I)  
Dolphins, 41-27 (M)  
1994—Dolphins, 22-21 (M)  
Colts, 10-6 (I)  
1995—Colts, 27-24 (M) OT  
Colts, 36-28 (I)  
1996—Colts, 10-6 (I)  
Dolphins, 37-13 (M)

1997—Dolphins, 16-10 (M)  
Colts, 41-0 (I)  
1998—Dolphins, 24-15 (I)  
Dolphins, 27-14 (M)  
1999—Dolphins, 34-31 (I)  
Colts, 37-34 (M)  
2000—Dolphins, 17-14 (I)  
Colts, 20-13 (M)  
\*\*Dolphins 23-17 (M) OT  
2001—Dolphins, 27-24 (I)  
Dolphins, 41-6 (M)  
2002—Dolphins, 21-13 (I)  
2003—Colts, 23-17 (M)  
2006—Colts, 27-22 (I)  
2009—Colts, 27-23 (M)  
2012—Colts, 23-20 (I)  
2013—Dolphins, 24-20 (I)  
2015—Colts, 18-12 (M)  
2018—Colts, 27-14 (I)  
2019—Dolphins, 16-12 (I)  
2021—Colts, 27-17 (M)  
(RS Pts.—Dolphins 1,652, Colts 1,297)  
(PS Pts.—Dolphins 44, Colts 17)  
*\*Franchise in Baltimore prior to 1984*  
*\*\*AFC Championship*  
*\*\*\*AFC First-Round Playoff*  
**\*INDIANAPOLIS vs. MINNESOTA**  
RS: Colts lead series, 17-7-1;  
PS: Colts lead series, 1-0  
1961—Colts, 34-33 (B)  
Vikings, 28-20 (M)  
1962—Colts, 34-7 (M)  
Colts, 42-17 (B)  
1963—Colts, 37-34 (M)  
Colts, 41-10 (B)  
1964—Vikings, 34-24 (M)  
Colts, 17-14 (B)  
1965—Colts, 35-16 (B)  
Colts, 41-21 (M)  
1966—Colts, 38-23 (M)  
Colts, 20-17 (B)  
1967—Tie, 20-20 (M)  
1968—Colts, 21-9 (B)  
\*\*Colts, 24-14 (B)  
1969—Vikings, 52-14 (M)  
1971—Vikings, 10-3 (M)  
1982—Vikings, 13-10 (M)  
1988—Vikings, 12-3 (M)  
1997—Vikings, 39-28 (M)  
2000—Colts, 31-10 (I)  
2004—Colts, 31-28 (I)  
2008—Colts, 18-15 (M)  
2012—Colts, 23-20 (I)  
2016—Colts, 34-6 (M)  
2020—Colts, 28-11 (I)  
(RS Pts.—Colts 647, Vikings 499)  
(PS Pts.—Colts 24, Vikings 14)  
*\*Franchise in Baltimore prior to 1984*  
*\*\*Conference Championship*  
**\*INDIANAPOLIS vs. \*\*NEW ENGLAND**  
RS: Patriots lead series, 48-29;  
PS: Patriots lead series, 4-1  
1970—Colts, 14-6 (Bos)  
Colts, 27-3 (Balt)  
1971—Colts, 23-3 (NE)  
Patriots, 21-17 (Balt)  
1972—Colts, 24-17 (NE)  
Colts, 31-0 (Balt)  
1973—Patriots, 24-16 (NE)  
Colts, 18-13 (Balt)  
1974—Patriots, 42-3 (NE)  
Patriots, 27-17 (Balt)  
1975—Patriots, 21-10 (NE)  
Colts, 34-21 (Balt)  
1976—Colts, 27-13 (NE)  
Patriots, 21-14 (Balt)

1977—Patriots, 17-3 (NE)  
Colts, 30-24 (Balt)  
1978—Colts, 34-27 (NE)  
Patriots, 35-14 (Balt)  
1979—Colts, 31-26 (Balt)  
Patriots, 50-21 (NE)  
1980—Patriots, 37-21 (Balt)  
Patriots, 47-21 (NE)  
1981—Colts, 29-28 (NE)  
Colts, 23-21 (Balt)  
1982—Patriots, 24-13 (Balt)  
1983—Colts, 29-23 (NE) OT  
Colts, 12-7 (Balt)  
1984—Patriots, 50-17 (I)  
Patriots, 16-10 (NE)  
1985—Patriots, 34-15 (NE)  
Patriots, 38-31 (I)  
1986—Patriots, 33-3 (NE)  
Patriots, 30-21 (I)  
1987—Colts, 30-16 (I)  
Patriots, 24-0 (NE)  
1988—Patriots, 21-17 (NE)  
Colts, 24-21 (I)  
1989—Patriots, 23-20 (I) OT  
Patriots, 22-16 (NE)  
1990—Patriots, 16-14 (I)  
Colts, 13-10 (NE)  
1991—Patriots, 16-7 (I)  
Patriots, 23-17 (NE) OT  
1992—Patriots, 37-34 (I) OT  
Colts, 6-0 (NE)  
1993—Colts, 9-6 (I)  
Patriots, 38-0 (NE)  
1994—Patriots, 12-10 (I)  
Patriots, 28-13 (NE)  
1995—Colts, 24-10 (NE)  
Colts, 10-7 (I)  
1996—Patriots, 27-9 (I)  
Patriots, 27-13 (NE)  
1997—Patriots, 31-6 (I)  
Patriots, 20-17 (NE)  
1998—Patriots, 29-6 (NE)  
Patriots, 21-16 (I)  
1999—Patriots, 31-28 (NE)  
Colts, 20-15 (I)  
2000—Patriots, 24-16 (NE)  
Colts, 30-23 (I)  
2001—Patriots, 44-13 (NE)  
Patriots, 38-17 (I)  
2003—Patriots, 38-34 (I)  
\*\*Patriots, 24-14 (NE)  
2004—Patriots, 27-24 (NE)  
\*\*\*Patriots, 20-3 (NE)  
2005—Colts, 40-21 (NE)  
2006—Colts, 27-20 (NE)  
\*\*Colts, 38-34 (I)  
2007—Patriots, 24-20 (I)  
2008—Colts, 18-15 (I)  
2009—Colts, 35-34 (I)  
2010—Patriots, 31-28 (NE)  
2011—Patriots, 31-24 (NE)  
2012—Patriots, 59-24 (NE)  
2013—\*\*\*Patriots, 43-22 (NE)  
2014—Patriots, 42-20 (I)  
\*\*Patriots, 45-7 (NE)  
2015—Patriots, 34-27 (I)  
2018—Patriots, 38-24 (NE)  
2021—Colts, 27-17 (I)  
(RS Pts.—Patriots 1,890, Colts 1,480)  
(PS Pts.—Patriots 166, Colts 84)  
*\*Franchise in Baltimore prior to 1984*  
*\*\*Franchise in Boston prior to 1971*  
*\*\*\*AFC Championship*  
*\*\*\*\*AFC Divisional Playoff*

## ALL-TIME TEAM VS. TEAM RESULTS

**\*INDIANAPOLIS vs. NEW ORLEANS**

RS: Saints lead series, 8-5;  
 PS: Saints lead series, 1-0  
 1967—Colts, 30-10 (B)  
 1969—Colts, 30-10 (NO)  
 1973—Colts, 14-10 (B)  
 1986—Saints, 17-14 (I)  
 1989—Saints, 41-6 (NO)  
 1995—Saints, 17-14 (NO)  
 1998—Saints, 19-13 (I) OT  
 2001—Saints, 34-20 (NO)  
 2003—Colts, 55-21 (NO)  
 2007—Colts, 41-10 (I)  
 2009—\*\*Saints 31-17 (South Florida)  
 2011—Saints, 62-7 (NO)  
 2015—Saints, 27-21 (I)  
 2019—Saints, 34-7 (NO)  
 (RS Pts.—Saints 312, Colts 272)  
 (PS Pts.—Saints 31, Colts 17)  
*\*Franchise in Baltimore prior to 1984*  
*\*\*Super Bowl XLIV*

**\*INDIANAPOLIS vs. N.Y. GIANTS**

RS: Colts lead series, 10-6;  
 PS: Colts lead series, 2-0  
 1954—Colts, 20-14 (B)  
 1955—Giants, 17-7 (NY)  
 1958—Giants, 24-21 (NY)  
 \*\*Colts, 23-17 (NY) OT  
 1959—\*\*Colts, 31-16 (B)  
 1963—Giants, 37-28 (B)  
 1968—Colts, 26-0 (NY)  
 1971—Colts, 31-7 (NY)  
 1975—Colts, 21-0 (NY)  
 1979—Colts, 31-7 (NY)  
 1990—Giants, 24-7 (I)  
 1993—Giants, 20-6 (NY)  
 1999—Colts, 27-19 (NY)  
 2002—Giants, 44-27 (I)  
 2006—Colts, 26-21 (NY)  
 2010—Colts, 38-14 (I)  
 2014—Colts, 40-24 (NY)  
 2018—Colts, 28-27 (I)  
 (RS Pts.—Colts 384, Giants 299)  
 (PS Pts.—Colts 54, Giants 33)  
*\*Franchise in Baltimore prior to 1984*  
*\*\*NFL Championship*

**\*INDIANAPOLIS vs. N.Y. JETS**

RS: Colts lead series, 43-29;  
 PS: Jets lead series, 3-1  
 1968—\*\*Jets 16-7 (Miami)  
 1970—Colts, 29-22 (NY)  
 Colts, 35-20 (B)  
 1971—Colts, 22-0 (B)  
 Colts, 14-13 (NY)  
 1972—Jets, 44-34 (B)  
 Jets, 24-20 (NY)  
 1973—Jets, 34-10 (B)  
 Jets, 20-17 (NY)  
 1974—Colts, 35-20 (NY)  
 Jets, 45-38 (B)  
 1975—Colts, 45-28 (NY)  
 Colts, 52-19 (B)  
 1976—Colts, 20-0 (NY)  
 Colts, 33-16 (B)  
 1977—Colts, 20-12 (NY)  
 Colts, 33-12 (B)  
 1978—Jets, 33-10 (B)  
 Jets, 24-16 (NY)  
 1979—Colts, 10-8 (B)  
 Jets, 30-17 (NY)  
 1980—Colts, 17-14 (NY)  
 Colts, 35-21 (B)  
 1981—Jets, 41-14 (B)  
 Jets, 25-0 (NY)  
 1982—Jets, 37-0 (NY)  
 1983—Colts, 17-14 (NY)  
 Jets, 10-6 (B)

1984—Jets, 23-14 (I)  
 Colts, 9-5 (NY)  
 1985—Jets, 25-20 (NY)  
 Jets, 35-17 (I)  
 1986—Jets, 26-7 (I)  
 Jets, 31-16 (NY)  
 1987—Colts, 6-0 (I)  
 Colts, 19-14 (NY)  
 1988—Colts, 38-14 (I)  
 Jets, 34-16 (NY)  
 1989—Colts, 17-10 (NY)  
 Colts, 27-10 (I)  
 1990—Colts, 17-14 (I)  
 Colts, 29-21 (NY)  
 1991—Jets, 17-6 (I)  
 Colts, 28-27 (NY)  
 1992—Colts, 6-3 (I) OT  
 Colts, 10-6 (NY)  
 1993—Jets, 31-17 (I)  
 Colts, 9-6 (NY)  
 1994—Jets, 16-6 (NY)  
 Colts, 28-25 (I)  
 1995—Colts, 27-24 (NY) OT  
 Colts, 17-10 (I)  
 1996—Colts, 21-7 (NY)  
 Colts, 34-29 (I)  
 1997—Jets, 16-12 (I)  
 Colts, 22-14 (NY)  
 1998—Jets, 44-6 (NY)  
 Colts, 24-23 (I)  
 1999—Colts, 16-13 (NY)  
 Colts, 13-6 (I)  
 2000—Colts, 23-15 (I)  
 Jets, 27-17 (NY)  
 2001—Colts, 45-24 (NY)  
 Jets, 29-28 (I)  
 2002—\*\*\*Jets, 41-0 (NY)  
 2003—Colts, 38-31 (I)  
 2006—Colts, 31-28 (NY)  
 2009—Jets, 29-15 (I)  
 \*\*\*\*Colts, 30-17 (I)  
 2010—\*\*\*Jets, 17-16 (I)  
 2012—Jets, 35-9 (NY)  
 2015—Jets, 20-7 (I)  
 2016—Colts, 41-10 (NY)  
 2018—Jets, 42-34 (NY)  
 2020—Colts, 36-7 (I)  
 2021—Colts, 45-30 (I)  
 (RS Pts.—Colts 1,522, Jets 1,492)  
 (PS Pts.—Jets 91, Colts 53)  
*\*Franchise in Baltimore prior to 1984*  
*\*\*Super Bowl III*  
*\*\*\*AFC First-Round Playoff*  
*\*\*\*\*AFC Championship*

**\*INDIANAPOLIS vs. PHILADELPHIA**

RS: Colts lead series, 10-9  
 1953—Eagles, 45-14 (P)  
 1965—Colts, 34-24 (B)  
 1967—Colts, 38-6 (P)  
 1969—Colts, 24-20 (B)  
 1970—Colts, 29-10 (B)  
 1974—Eagles, 30-10 (P)  
 1978—Eagles, 17-14 (B)  
 1981—Eagles, 38-13 (P)  
 1983—Colts, 22-21 (P)  
 1984—Eagles, 16-7 (P)  
 1990—Colts, 24-23 (P)  
 1993—Eagles, 20-10 (I)  
 1996—Colts, 37-10 (I)  
 1999—Colts, 44-17 (P)  
 2002—Colts, 35-13 (P)  
 2006—Colts, 45-21 (I)  
 2010—Eagles, 26-24 (P)  
 2014—Eagles, 30-27 (I)  
 2018—Eagles, 20-16 (P)  
 (RS Pts.—Colts 467, Eagles 407)  
*\*Franchise in Baltimore prior to 1984*

**\*INDIANAPOLIS vs. PITTSBURGH**

RS: Steelers lead series, 20-6;  
 PS: Steelers lead series, 5-0  
 1957—Steelers, 19-13 (B)  
 1968—Colts, 41-7 (P)  
 1971—Colts, 34-21 (B)  
 1974—Steelers, 30-0 (P)  
 1975—\*\*Steelers, 28-10 (P)  
 1976—\*\*Steelers, 40-14 (B)  
 1977—Colts, 31-21 (B)  
 1978—Steelers, 35-13 (P)  
 1979—Steelers, 17-13 (P)  
 1980—Steelers, 20-17 (B)  
 1983—Steelers, 24-13 (B)  
 1984—Colts, 17-16 (I)  
 1985—Steelers, 45-3 (P)  
 1987—Steelers, 21-7 (P)  
 1991—Steelers, 21-3 (I)  
 1992—Steelers, 30-14 (P)  
 1994—Steelers, 31-21 (P)  
 1995—\*\*\*Steelers, 20-16 (P)  
 1996—\*\*\*\*Steelers, 42-14 (P)  
 1997—Steelers, 24-22 (P)  
 2002—Steelers, 28-10 (P)  
 2005—Colts, 26-7 (I)  
 \*\*Steelers, 21-18 (I)  
 2008—Colts, 24-20 (P)  
 2011—Steelers, 23-20 (I)  
 2014—Steelers, 51-34 (P)  
 2015—Steelers, 45-10 (P)  
 2016—Steelers, 28-7 (I)  
 2017—Steelers, 20-17 (I)  
 2019—Steelers, 26-24 (P)  
 2020—Steelers, 28-24 (P)  
 (RS Pts.—Steelers 658, Colts 458)  
 (PS Pts.—Steelers 151, Colts 72)  
*\*Franchise in Baltimore prior to 1984*  
*\*\*AFC Divisional Playoff*  
*\*\*\*AFC Championship*  
*\*\*\*\*AFC First-Round Playoff*

**\*INDIANAPOLIS vs. SAN FRANCISCO**

RS: Colts lead series, 27-18  
 1953—49ers, 38-21 (B)  
 49ers, 45-14 (SF)  
 1954—Colts, 17-13 (B)  
 49ers, 10-7 (SF)  
 1955—Colts, 26-14 (B)  
 49ers, 35-24 (SF)  
 1956—49ers, 20-17 (B)  
 49ers, 30-17 (SF)  
 1957—Colts, 27-21 (B)  
 49ers, 17-13 (SF)  
 1958—Colts, 35-27 (B)  
 49ers, 21-12 (SF)  
 1959—Colts, 45-14 (B)  
 Colts, 34-14 (SF)  
 1960—49ers, 30-22 (B)  
 49ers, 34-10 (SF)  
 1961—Colts, 20-17 (B)  
 Colts, 27-24 (SF)  
 1962—49ers, 21-13 (B)  
 Colts, 22-3 (SF)  
 1963—Colts, 20-14 (SF)  
 Colts, 20-3 (B)  
 1964—Colts, 37-7 (B)  
 Colts, 14-3 (SF)  
 1965—Colts, 27-24 (B)  
 Colts, 34-28 (SF)  
 1966—Colts, 36-14 (B)  
 Colts, 30-14 (SF)  
 1967—Colts, 41-7 (B)  
 Colts, 26-9 (SF)  
 1968—Colts, 27-10 (B)  
 Colts, 42-14 (SF)  
 1969—49ers, 24-21 (B)  
 49ers, 20-17 (SF)  
 1972—49ers, 24-21 (SF)

## ALL-TIME TEAM VS. TEAM RESULTS

1986—49ers, 35-14 (SF)  
 1989—49ers, 30-24 (I)  
 1995—Colts, 18-17 (I)  
 1998—49ers, 34-31 (SF)  
 2001—49ers, 40-21 (I)  
 2005—Colts, 28-3 (SF)  
 2009—Colts, 18-14 (I)  
 2013—Colts, 27-7 (SF)  
 2017—Colts, 26-23 (I) OT  
 2021—Colts, 30-18 (SF)  
 (RS Pts.—Colts 1,073, 49ers 884)  
*\*Franchise in Baltimore prior to 1984*  
**\*INDIANAPOLIS vs. SEATTLE**  
 RS: Colts lead series, 7-6  
 1977—Colts, 29-14 (S)  
 1978—Colts, 17-14 (S)  
 1991—Seahawks, 31-3 (S)  
 1994—Colts, 17-15 (I)  
     Colts, 31-19 (S)  
 1997—Seahawks, 31-3 (I)  
 1998—Seahawks, 27-23 (S)  
 2000—Colts, 37-24 (S)  
 2005—Seahawks, 28-13 (S)  
 2009—Colts, 34-17 (I)  
 2013—Colts, 34-28 (I)  
 2017—Seahawks, 46-18 (S)  
 2021—Seahawks, 28-16 (I)  
 (RS Pts.—Seahawks 322, Colts 275)  
*\*Franchise in Baltimore prior to 1984*  
**\*INDIANAPOLIS vs. TAMPA BAY**  
 RS: Colts lead series, 8-7  
 1976—Colts, 42-17 (B)  
 1979—Buccaneers, 29-26 (B) OT  
 1985—Colts, 31-23 (TB)  
 1987—Colts, 24-6 (I)  
 1988—Colts, 35-31 (I)  
 1991—Buccaneers, 17-3 (TB)  
 1992—Colts, 24-14 (TB)  
 1994—Buccaneers, 24-10 (TB)  
 1997—Buccaneers, 31-28 (I)  
 2003—Colts, 38-35 (TB) OT  
 2007—Colts, 33-14 (I)  
 2011—Buccaneers, 24-17 (TB)  
 2015—Colts, 25-12 (I)  
 2019—Buccaneers, 38-35 (TB)  
 2021—Buccaneers, 38-31 (I)  
 (RS Pts.—Colts 402, Buccaneers 353)  
*\*Franchise in Baltimore prior to 1984*  
**\*INDIANAPOLIS vs. \*\*TENNESSEE**  
 RS: Colts lead series, 35-19;  
 PS: Titans lead series, 1-0  
 1970—Colts, 24-20 (H)  
 1973—Oilers, 31-27 (B)  
 1976—Colts, 38-14 (B)  
 1979—Oilers, 28-16 (B)  
 1980—Oilers, 21-16 (H)  
 1983—Colts, 20-10 (B)  
 1984—Colts, 35-21 (H)  
 1985—Colts, 34-16 (I)  
 1986—Oilers, 31-17 (H)  
 1987—Colts, 51-27 (I)  
 1988—Oilers, 17-14 (I) OT  
 1990—Oilers, 24-10 (H)  
 1992—Oilers, 20-10 (I)  
 1994—Colts, 45-21 (I)  
 1999—\*\*\*Titans, 19-16 (I)  
 2002—Titans, 23-15 (I)  
     Titans, 27-17 (T)  
 2003—Colts, 33-7 (I)  
     Colts, 29-27 (T)  
 2004—Colts, 31-17 (T)  
     Colts, 51-24 (I)  
 2005—Colts, 31-10 (T)  
     Colts, 35-3 (I)  
 2006—Colts, 14-13 (I)  
     Titans, 20-17 (T)  
 2007—Colts, 22-20 (T)  
     Titans, 16-10 (I)

2008—Titans, 31-21 (T)  
     Colts, 23-0 (I)  
 2009—Colts, 31-9 (T)  
     Colts, 27-17 (I)  
 2010—Colts, 30-28 (T)  
     Colts, 23-20 (I)  
 2011—Titans, 27-10 (T)  
     Colts, 27-13 (I)  
 2012—Colts, 19-13 (T) OT  
     Colts, 27-23 (I)  
 2013—Colts, 30-27 (T)  
     Colts, 22-14 (I)  
 2014—Colts, 41-17 (I)  
     Colts, 27-10 (T)  
 2015—Colts, 35-33 (T)  
     Colts, 30-24 (I)  
 2016—Colts, 34-26 (T)  
     Colts, 24-17 (I)  
 2017—Titans, 36-22 (T)  
     Titans, 20-16 (I)  
 2018—Colts, 38-10 (I)  
     Colts, 33-17 (T)  
 2019—Colts, 19-17 (T)  
     Titans, 31-17 (I)  
 2020—Colts, 34-17 (T)  
     Titans, 45-26 (I)  
 2021—Titans, 25-16 (T)  
     Titans, 34-31 (I) OT  
 (RS Pts.—Colts 1,395, Titans 1,109)  
 (PS Pts.—Titans 19, Colts 16)  
*\*Franchise in Baltimore prior to 1984*  
*\*\*Franchise in Houston prior to 1997; known as Oilers prior to 1999*  
*\*\*\*AFC Divisional Playoff*  
**\*INDIANAPOLIS vs. \*\*WASHINGTON**  
 RS: Colts lead series, 21-10  
 1953—Colts, 27-17 (B)  
 1954—Redskins, 24-21 (W)  
 1955—Redskins, 14-13 (B)  
 1956—Colts, 19-17 (B)  
 1957—Colts, 21-17 (W)  
 1958—Colts, 35-10 (B)  
 1959—Redskins, 27-24 (W)  
 1960—Colts, 20-0 (B)  
 1961—Colts, 27-6 (W)  
 1962—Colts, 34-21 (B)  
 1963—Colts, 36-20 (W)  
 1964—Colts, 45-17 (B)  
 1965—Colts, 38-7 (W)  
 1966—Colts, 37-10 (B)  
 1967—Colts, 17-13 (W)  
 1969—Colts, 41-17 (B)  
 1973—Redskins, 22-14 (W)  
 1977—Colts, 10-3 (B)  
 1978—Colts, 21-17 (B)  
 1981—Redskins, 38-14 (W)  
 1984—Redskins, 35-7 (I)  
 1990—Colts, 35-28 (I)  
 1993—Redskins, 30-24 (W)  
 1994—Redskins, 41-27 (I)  
 1996—Redskins, 31-16 (W)  
 1999—Colts, 24-21 (I)  
 2002—Redskins, 26-21 (W)  
 2006—Colts, 36-22 (I)  
 2010—Colts, 27-24 (W)  
 2014—Colts, 49-27 (I)  
 2018—Colts, 21-9 (W)  
 (RS Pts.—Colts 801, Commanders 611)  
*\*Franchise in Baltimore prior to 1984*  
*\*\*Franchise known as Redskins prior to 2020; Washington Football Team prior to 2022*

**JACKSONVILLE vs. ARIZONA**  
 RS: Cardinals lead series, 4-2;  
 See Arizona vs. Jacksonville  
**JACKSONVILLE vs. ATLANTA**  
 RS: Falcons lead series, 5-3;  
 See Atlanta vs. Jacksonville

**JACKSONVILLE vs. BALTIMORE**  
 RS: Jaguars lead series, 12-10;  
 See Baltimore vs. Jacksonville  
**JACKSONVILLE vs. BUFFALO**  
 RS: Bills lead series, 9-7;  
 PS: Jaguars lead series, 2-0;  
 See Buffalo vs. Jacksonville  
**JACKSONVILLE vs. CAROLINA**  
 RS: Panthers lead series, 4-3;  
 See Carolina vs. Jacksonville  
**JACKSONVILLE vs. CHICAGO**  
 RS: Bears lead series, 5-3;  
 See Chicago vs. Jacksonville  
**JACKSONVILLE vs. CINCINNATI**  
 RS: Jaguars lead series, 13-11;  
 See Cincinnati vs. Jacksonville  
**JACKSONVILLE vs. CLEVELAND**  
 RS: Jaguars lead series, 12-6;  
 See Cleveland vs. Jacksonville  
**JACKSONVILLE vs. DALLAS**  
 RS: Cowboys lead series, 4-3;  
 See Dallas vs. Jacksonville  
**JACKSONVILLE vs. DENVER**  
 RS: Series tied, 6-6;  
 PS: Series tied, 1-1;  
 See Denver vs. Jacksonville  
**JACKSONVILLE vs. DETROIT**  
 RS: Lions lead series, 4-3;  
 See Detroit vs. Jacksonville  
**JACKSONVILLE vs. GREEN BAY**  
 RS: Packers lead series, 5-2;  
 See Green Bay vs. Jacksonville  
**JACKSONVILLE vs. HOUSTON**  
 RS: Texans lead series, 27-13;  
 See Houston vs. Jacksonville  
**JACKSONVILLE vs. INDIANAPOLIS**  
 RS: Colts lead series, 26-16;  
 See Indianapolis vs. Jacksonville  
**JACKSONVILLE vs. KANSAS CITY**  
 RS: Chiefs lead series, 7-6  
 1997—Jaguars, 24-10 (J)  
 1998—Jaguars, 21-16 (J)  
 2001—Chiefs, 30-26 (J)  
 2002—Jaguars, 23-16 (KC)  
 2004—Jaguars, 22-16 (J)  
 2006—Chiefs, 35-30 (KC)  
 2007—Jaguars, 17-7 (KC)  
 2009—Jaguars, 24-21 (J)  
 2010—Chiefs, 42-20 (KC)  
 2013—Chiefs, 28-2 (J)  
 2016—Chiefs, 19-14 (KC)  
 2018—Chiefs, 30-14 (KC)  
 2019—Chiefs, 40-26 (J)  
 (RS Pts.—Chiefs 310, Jaguars 263)  
**JACKSONVILLE vs. \*LAS VEGAS**  
 RS: Jaguars lead series, 5-4  
 1996—Raiders, 17-3 (O)  
 1997—Jaguars, 20-9 (O)  
 2004—Jaguars, 13-6 (O)  
 2007—Jaguars, 49-11 (J)  
 2010—Jaguars, 38-31 (J)  
 2012—Raiders, 26-23 (O) OT  
 2013—Raiders, 19-9 (O)  
 2016—Raiders, 33-16 (J)  
 2019—Jaguars, 20-16 (O)  
 (RS Pts.—Jaguars 191, Raiders 168)  
*\*Franchise in Oakland from 1995-2019*  
**JACKSONVILLE vs. \*L.A. CHARGERS**  
 RS: Chargers lead series, 9-3  
 2003—Jaguars, 27-21 (J)  
 2004—Chargers, 34-21 (SD)  
 2007—Jaguars, 24-17 (J)  
 2010—Chargers, 38-13 (SD)  
 2011—Chargers, 38-14 (J)  
 2013—Chargers, 24-6 (J)  
 2014—Chargers, 33-14 (SD)  
 2015—Chargers, 31-25 (J)  
 2016—Chargers, 38-14 (SD)



## ALL-TIME TEAM VS. TEAM RESULTS

2017—Jaguars, 20-17 (J) OT  
 2019—Chargers, 45-10 (J)  
 2020—Chargers, 39-29 (LA)  
 (RS Pts.—Chargers 375, Jaguars 217)  
*\*Franchise in San Diego from 1961-2016*  
**JACKSONVILLE vs. \*L.A. RAMS**  
 RS: Rams lead series, 5-1  
 1996—Rams, 17-14 (SIL)  
 2005—Rams, 24-21 (SIL)  
 2009—Jaguars, 23-20 (J) OT  
 2013—Rams, 34-20 (SIL)  
 2017—Rams, 27-17 (J)  
 2021—Rams, 37-7 (LA)  
 (RS Pts.—Rams 159, Jaguars 102)  
*\*Franchise in St. Louis from 1995-2015*  
**JACKSONVILLE vs. MIAMI**  
 RS: Series tied, 5-5  
 PS: Jaguars lead series, 1-0  
 1998—Jaguars, 28-21 (J)  
 1999—\*Jaguars, 62-7 (J)  
 2003—Dolphins, 24-10 (J)  
 2006—Jaguars, 24-10 (M)  
 2009—Dolphins, 14-10 (J)  
 2012—Dolphins, 24-3 (M)  
 2014—Dolphins, 27-13 (J)  
 2015—Jaguars, 23-20 (J)  
 2018—Jaguars, 17-7 (M)  
 2020—Dolphins, 31-13 (J)  
 2021—Jaguars, 23-20 (London)  
 (RS Pts.—Dolphins 198, Jaguars 164)  
 (PS Pts.—Jaguars 62, Dolphins 7)  
*\*AFC Divisional Playoff*  
**JACKSONVILLE vs. MINNESOTA**  
 RS: Vikings lead series, 6-1  
 1998—Vikings, 50-10 (M)  
 2001—Jaguars, 33-3 (M)  
 2004—Vikings, 27-16 (M)  
 2008—Vikings, 30-12 (J)  
 2012—Vikings, 26-23 (M) OT  
 2016—Vikings, 25-16 (J)  
 2020—Vikings, 27-24 (M) OT  
 (RS Pts.—Vikings 188, Jaguars 134)  
**JACKSONVILLE vs. NEW ENGLAND**  
 RS: Patriots lead series, 8-1;  
 PS: Patriots lead series, 4-1  
 1996—Patriots, 28-25 (NE) OT  
 \*Patriots, 20-6 (NE)  
 1997—Patriots, 26-20 (J)  
 1998—\*\*Jaguars, 25-10 (J)  
 2003—Patriots, 27-13 (NE)  
 2005—\*\*Patriots, 28-3 (NE)  
 2006—Patriots, 24-21 (J)  
 2007—\*\*\*Patriots, 31-20 (NE)  
 2009—Patriots, 35-7 (NE)  
 2012—Patriots, 23-16 (J)  
 2015—Patriots, 51-17 (NE)  
 2017—\*Patriots, 24-20 (NE)  
 2018—Jaguars, 31-20 (J)  
 2021—Patriots, 50-10 (NE)  
 (RS Pts.—Patriots 284, Jaguars 160)  
 (PS Pts.—Patriots 113, Jaguars 74)  
*\*AFC Championship*  
*\*\*AFC First-Round Playoff*  
*\*\*\*AFC Divisional Playoff*  
**JACKSONVILLE vs. NEW ORLEANS**  
 RS: Saints lead series, 5-2  
 1996—Saints, 17-13 (NO)  
 1999—Jaguars, 41-23 (J)  
 2003—Jaguars, 20-19 (J)  
 2007—Saints, 41-24 (NO)  
 2011—Saints, 23-10 (J)  
 2015—Saints, 38-27 (NO)  
 2019—Saints, 13-6 (J)  
 (RS Pts.—Saints 174, Jaguars 141)  
**JACKSONVILLE vs. N.Y. GIANTS**  
 RS: Jaguars lead series, 4-3  
 1997—Jaguars, 40-13 (J)  
 2000—Giants, 28-25 (NY)

2002—Giants, 24-17 (NY)  
 2006—Jaguars, 26-10 (J)  
 2010—Giants, 24-20 (NY)  
 2014—Jaguars, 25-24 (J)  
 2018—Jaguars, 20-15 (NY)  
 (RS Pts.—Jaguars 173, Giants 138)  
**JACKSONVILLE vs. N.Y. JETS**  
 RS: Jaguars lead series, 8-7;  
 PS: Jets lead series, 1-0  
 1995—Jets, 27-10 (NY)  
 1996—Jaguars, 21-17 (J)  
 1998—\*Jets, 34-24 (NY)  
 1999—Jaguars, 16-6 (NY)  
 2002—Jaguars, 28-3 (J)  
 2003—Jets, 13-10 (NY)  
 2005—Jaguars, 26-20 (NY) OT  
 2006—Jaguars, 41-0 (J)  
 2009—Jaguars, 24-22 (NY)  
 2011—Jets, 32-3 (NY)  
 2012—Jets, 17-10 (J)  
 2015—Jets, 28-23 (NY)  
 2017—Jets, 23-20 (NY) OT  
 2018—Jaguars, 31-12 (J)  
 2019—Jaguars, 29-15 (J)  
 2021—Jets, 26-21 (NY)  
 (RS Pts.—Jaguars 313, Jets 261)  
 (PS Pts.—Jets 34, Jaguars 24)  
*\*AFC Divisional Playoff*  
**JACKSONVILLE vs. PHILADELPHIA**  
 RS: Series tied, 3-3  
 1997—Jaguars, 38-21 (J)  
 2002—Jaguars, 28-25 (J)  
 2006—Jaguars, 13-6 (P)  
 2010—Eagles, 28-3 (J)  
 2014—Eagles, 34-17 (P)  
 2018—Eagles, 24-18 (London)  
 (RS Pts.—Eagles 138, Jaguars 117)  
**JACKSONVILLE vs. PITTSBURGH**  
 RS: Steelers lead series, 13-12;  
 PS: Jaguars lead series, 2-0  
 1995—Jaguars, 20-16 (J)  
 Steelers, 24-7 (P)  
 1996—Jaguars, 24-9 (J)  
 Steelers, 28-3 (P)  
 1997—Jaguars, 30-21 (J)  
 Steelers, 23-17 (P) OT  
 1998—Steelers, 30-15 (P)  
 Jaguars, 21-3 (J)  
 1999—Jaguars, 17-3 (P)  
 Jaguars, 20-6 (J)  
 2000—Steelers, 24-13 (J)  
 Jaguars, 34-24 (P)  
 2001—Jaguars, 21-3 (J)  
 Steelers, 20-7 (P)  
 2002—Steelers, 25-23 (J)  
 2004—Steelers, 17-16 (J)  
 2005—Jaguars, 23-17 (P) OT  
 2006—Jaguars, 9-0 (J)  
 2007—Jaguars, 29-22 (P)  
 \*Jaguars, 31-29 (P)  
 2008—Steelers, 26-21 (J)  
 2011—Steelers, 17-13 (P)  
 2014—Steelers, 17-9 (J)  
 2017—Jaguars, 30-9 (P)  
 \*\*Jaguars, 45-42 (P)  
 2018—Steelers, 20-16 (J)  
 2020—Steelers, 27-3 (J)  
 (RS Pts.—Jaguars 441, Steelers 431)  
 (PS Pts.—Jaguars 76, Steelers 71)  
*\*AFC First-Round Playoff*  
*\*\*AFC Divisional Playoff*  
**JACKSONVILLE vs. SAN FRANCISCO**  
 RS: 49ers lead series, 4-2  
 1999—Jaguars, 41-3 (J)  
 2005—Jaguars, 10-9 (J)  
 2009—49ers, 20-3 (SF)  
 2013—49ers, 42-10 (London)  
 2017—49ers, 44-33 (SF)

2021—49ers, 30-10 (J)  
 (RS Pts.—49ers 148, Jaguars 107)  
**JACKSONVILLE vs. SEATTLE**  
 RS: Seahawks lead series, 6-3  
 1995—Seahawks, 47-30 (J)  
 1996—Jaguars, 20-13 (J)  
 2000—Seahawks, 28-21 (J)  
 2001—Seahawks, 24-15 (S)  
 2005—Jaguars, 26-14 (J)  
 2009—Seahawks, 41-0 (S)  
 2013—Seahawks, 45-17 (S)  
 2017—Jaguars, 30-24 (J)  
 2021—Seahawks, 31-7 (S)  
 (RS Pts.—Seahawks 267, Jaguars 166)  
**JACKSONVILLE vs. TAMPA BAY**  
 RS: Jaguars lead series, 4-3  
 1995—Buccaneers, 17-16 (TB)  
 1998—Jaguars, 29-24 (J)  
 2003—Jaguars, 17-10 (J)  
 2007—Jaguars, 24-23 (TB)  
 2011—Jaguars, 41-14 (J)  
 2015—Buccaneers, 38-31 (TB)  
 2019—Buccaneers, 28-11 (J)  
 (RS Pts.—Jaguars 169, Buccaneers 154)  
**JACKSONVILLE vs. \*TENNESSEE**  
 RS: Titans lead series, 33-21;  
 PS: Titans lead, 1-0  
 1995—Oilers, 10-3 (J)  
 Jaguars, 17-16 (H)  
 1996—Oilers, 34-27 (J)  
 Jaguars, 23-17 (H)  
 1997—Jaguars, 30-24 (T)  
 Jaguars, 17-9 (J)  
 1998—Jaguars, 27-22 (T)  
 Oilers, 16-13 (J)  
 1999—Titans, 20-19 (J)  
 Titans, 41-14 (T)  
 \*\*Titans, 33-14 (J)  
 2000—Titans, 27-13 (T)  
 Jaguars, 16-13 (J)  
 2001—Jaguars, 13-6 (J)  
 Titans, 28-24 (T)  
 2002—Titans, 23-14 (T)  
 Titans, 28-10 (J)  
 2003—Titans, 30-17 (J)  
 Titans, 10-3 (T)  
 2004—Jaguars, 15-12 (T)  
 Titans, 18-15 (J)  
 2005—Jaguars, 31-28 (T)  
 Jaguars, 40-13 (J)  
 2006—Jaguars, 37-7 (J)  
 Titans, 24-17 (T)  
 2007—Titans, 13-10 (J)  
 Jaguars, 28-13 (T)  
 2008—Titans, 17-10 (T)  
 Titans, 24-14 (J)  
 2009—Jaguars, 37-17 (J)  
 Titans, 30-13 (T)  
 2010—Titans, 30-3 (J)  
 Jaguars, 17-6 (T)  
 2011—Jaguars, 16-14 (J)  
 Titans, 23-17 (T)  
 2012—Jaguars, 24-19 (J)  
 Titans, 38-20 (T)  
 2013—Jaguars, 29-27 (T)  
 Titans, 20-16 (J)  
 2014—Titans, 16-14 (T)  
 Jaguars, 21-13 (J)  
 2015—Jaguars, 19-13 (J)  
 Titans, 42-39 (T)  
 2016—Titans, 36-22 (T)  
 Jaguars, 38-17 (J)  
 2017—Titans, 37-16 (J)  
 Titans, 15-10 (T)  
 2018—Titans, 9-6 (J)  
 Titans, 30-9 (T)  
 2019—Jaguars, 20-7 (J)  
 Titans, 42-20 (T)

## ALL-TIME TEAM VS. TEAM RESULTS

2020—Titans, 33-30 (T)  
Titans, 31-10 (J)  
2021—Titans, 37-19 (J)  
Titans, 20-0 (T)  
(RS Pts.—Titans 1,165, Jaguars 1,002)  
(PS Pts.—Titans 33, Jaguars 14)  
*\*Franchise in Houston prior to 1997; known as Oilers prior to 1999*  
*\*\*AFC Championship*  
**JACKSONVILLE vs. \*WASHINGTON**  
RS: Commanders lead series, 6-1  
1997—Redskins, 24-12 (W)  
2000—Redskins, 35-16 (J)  
2002—Jaguars, 26-7 (J)  
2006—Redskins, 36-30 (W) OT  
2010—Redskins, 20-17 (J) OT  
2014—Redskins, 41-10 (W)  
2018—Redskins, 16-13 (J)  
(RS Pts.—Commanders 179, Jaguars 124)  
*\*Franchise known as Redskins prior to 2020; Washington Football Team prior to 2022*

**KANSAS CITY vs. ARIZONA**

RS: Chiefs lead series, 9-3-1;

See Arizona vs. Kansas City

**KANSAS CITY vs. ATLANTA**

RS: Chiefs lead series, 7-3;

See Atlanta vs. Kansas City

**KANSAS CITY vs. BALTIMORE**

RS: Chiefs lead series, 7-4;

PS: Ravens lead series, 1-0;

See Baltimore vs. Kansas City

**KANSAS CITY vs. BUFFALO**

RS: Bills lead series, 25-21-1

PS: Chiefs lead series, 3-2;

See Buffalo vs. Kansas City

**KANSAS CITY vs. CAROLINA**

RS: Chiefs lead series, 5-2;

See Carolina vs. Kansas City

**KANSAS CITY vs. CHICAGO**

RS: Bears lead series, 7-6;

See Chicago vs. Kansas City

**KANSAS CITY vs. CINCINNATI**

RS: Bengals lead series, 16-14;

PS: Bengals lead series, 1-0;

See Cincinnati vs. Kansas City

**KANSAS CITY vs. CLEVELAND**

RS: Chiefs lead series, 14-11-2;

PS: Chiefs lead series, 1-0;

See Cleveland vs. Kansas City

**KANSAS CITY vs. DALLAS**

RS: Cowboys lead series, 7-5;

See Dallas vs. Kansas City

**KANSAS CITY vs. DENVER**

RS: Chiefs lead series, 69-54;

PS: Broncos lead series, 1-0;

See Denver vs. Kansas City

**KANSAS CITY vs. DETROIT**

RS: Chiefs lead series, 9-5;

See Detroit vs. Kansas City

**KANSAS CITY vs. GREEN BAY**

RS: Chiefs lead series, 8-4-1;

PS: Packers lead series, 1-0;

See Green Bay vs. Kansas City

**KANSAS CITY vs. HOUSTON**

RS: Chiefs lead series, 6-5;

PS: Chiefs lead series, 2-0;

See Houston vs. Kansas City

**KANSAS CITY vs. INDIANAPOLIS**

RS: Colts lead series, 13-9;

PS: Colts lead series, 4-1;

See Indianapolis vs. Kansas City

**KANSAS CITY vs. JACKSONVILLE**

RS: Chiefs lead series, 7-6;

See Jacksonville vs. Kansas City

**\*KANSAS CITY vs. \*\*LAS VEGAS**

RS: Chiefs lead series, 68-53-2;

PS: Chiefs lead series, 2-1

1960—Texans, 34-16 (O)  
Raiders, 20-19 (D)  
1961—Texans, 42-35 (O)  
Texans, 43-11 (D)  
1962—Texans, 26-16 (O)  
Texans, 35-7 (D)  
1963—Raiders, 10-7 (O)  
Raiders, 22-7 (KC)  
1964—Chiefs, 21-9 (O)  
Chiefs, 42-7 (KC)  
1965—Raiders, 37-10 (O)  
Chiefs, 14-7 (KC)  
1966—Chiefs, 32-10 (O)  
Raiders, 34-13 (KC)  
1967—Raiders, 23-21 (O)  
Raiders, 44-22 (KC)  
1968—Chiefs, 24-10 (KC)  
Raiders, 38-21 (O)  
\*\*\*Raiders, 41-6 (O)  
1969—Raiders, 27-24 (KC)  
Raiders, 10-6 (O)  
\*\*\*\*Chiefs, 17-7 (O)  
1970—Tie, 17-17 (KC)  
Raiders, 20-6 (O)  
1971—Tie, 20-20 (O)  
Chiefs, 16-14 (KC)  
1972—Chiefs, 27-14 (KC)  
Raiders, 26-3 (O)  
1973—Chiefs, 16-3 (KC)  
Raiders, 37-7 (O)  
1974—Raiders, 27-7 (O)  
Raiders, 7-6 (KC)  
1975—Chiefs, 42-10 (KC)  
Raiders, 28-20 (O)  
1976—Raiders, 24-21 (KC)  
Raiders, 21-10 (O)  
1977—Raiders, 37-28 (KC)  
Raiders, 21-20 (O)  
1978—Raiders, 28-6 (O)  
Raiders, 20-10 (KC)  
1979—Chiefs, 35-7 (KC)  
Chiefs, 24-21 (O)  
1980—Raiders, 27-14 (KC)  
Chiefs, 31-17 (O)  
1981—Chiefs, 27-0 (KC)  
Chiefs, 28-17 (O)  
1982—Raiders, 21-16 (KC)  
1983—Raiders, 21-20 (LA)  
Raiders, 28-20 (KC)  
1984—Raiders, 22-20 (KC)  
Raiders, 17-7 (LA)  
1985—Chiefs, 36-20 (KC)  
Raiders, 19-10 (LA)  
1986—Raiders, 24-17 (KC)  
Chiefs, 20-17 (LA)  
1987—Raiders, 35-17 (LA)  
Chiefs, 16-10 (KC)  
1988—Raiders, 27-17 (KC)  
Raiders, 17-10 (LA)  
1989—Chiefs, 24-19 (KC)  
Raiders, 20-14 (LA)  
1990—Chiefs, 9-7 (KC)  
Chiefs, 27-24 (LA)  
1991—Chiefs, 24-21 (KC)  
Chiefs, 27-21 (LA)  
\*\*\*\*Chiefs, 10-6 (KC)  
1992—Chiefs, 27-7 (KC)  
Raiders, 28-7 (LA)  
1993—Chiefs, 24-9 (KC)  
Chiefs, 31-20 (LA)  
1994—Chiefs, 13-3 (KC)  
Chiefs, 19-9 (LA)  
1995—Chiefs, 23-17 (KC) OT  
Chiefs, 29-23 (O)  
1996—Chiefs, 19-3 (KC)  
Raiders, 26-7 (O)  
1997—Chiefs, 28-27 (O)  
Chiefs, 30-0 (KC)

1998—Chiefs, 28-8 (KC)  
Chiefs, 31-24 (O)  
1999—Chiefs, 37-34 (O)  
Raiders, 41-38 (KC) OT  
2000—Raiders, 20-17 (KC)  
Raiders, 49-31 (O)  
2001—Raiders, 27-24 (KC)  
Raiders, 28-26 (O)  
2002—Chiefs, 20-10 (KC)  
Raiders, 24-0 (O)  
2003—Chiefs, 17-10 (O)  
Chiefs, 27-24 (KC)  
2004—Chiefs, 34-27 (O)  
Chiefs, 31-30 (KC)  
2005—Chiefs, 23-17 (O)  
Chiefs, 27-23 (KC)  
2006—Chiefs, 17-13 (KC)  
Chiefs, 20-9 (O)  
2007—Chiefs, 12-10 (O)  
Raiders, 20-17 (KC)  
2008—Raiders, 23-8 (KC)  
Chiefs, 20-13 (O)  
2009—Raiders, 13-10 (KC)  
Chiefs, 16-10 (O)  
2010—Raiders, 23-20 (O) OT  
Raiders, 31-10 (KC)  
2011—Chiefs, 28-0 (O)  
Raiders, 16-13 (KC) OT  
2012—Raiders, 26-16 (KC)  
Raiders, 15-0 (O)  
2013—Chiefs, 24-7 (KC)  
Chiefs, 56-31 (O)  
2014—Raiders, 24-20 (O)  
Chiefs, 31-13 (KC)  
2015—Chiefs, 34-20 (O)  
Chiefs, 23-17 (KC)  
2016—Chiefs, 26-10 (O)  
Chiefs, 21-13 (KC)  
2017—Raiders, 31-30 (O)  
Chiefs, 26-15 (KC)  
2018—Chiefs, 40-33 (O)  
Chiefs, 35-3 (KC)  
2019—Chiefs, 28-10 (O)  
Chiefs, 40-9 (KC)  
2020—Raiders, 40-32 (KC)  
Chiefs, 35-31 (LV)  
2021—Chiefs, 41-14 (LV)  
Chiefs, 48-9 (KC)  
(RS Pts.—Chiefs 2,720, Raiders 2,366)  
(PS Pts.—Raiders 54, Chiefs 33)  
*\*Franchise in Dallas prior to 1963 and known as Texans*  
*\*\*Franchise in Los Angeles from 1982-94 and in Oakland from 1960-81 and from 1995-2019*  
*\*\*\*Division Playoff*  
*\*\*\*\*AFL Championship*  
*\*\*\*\*\*AFC First-Round Playoff*  
**\*\*KANSAS CITY vs. \*\*L.A. CHARGERS**  
RS: Chiefs lead series, 65-57-1;  
PS: Chargers lead series, 1-0  
1960—Chargers, 21-20 (LA)  
Texans, 17-0 (D)  
1961—Chargers, 26-10 (D)  
Chargers, 24-14 (SD)  
1962—Chargers, 32-28 (SD)  
Texans, 26-17 (D)  
1963—Chargers, 24-10 (SD)  
Chargers, 38-17 (KC)  
1964—Chargers, 28-14 (KC)  
Chiefs, 49-6 (SD)  
1965—Tie, 10-10 (SD)  
Chiefs, 31-7 (KC)  
1966—Chiefs, 24-14 (KC)  
Chiefs, 27-17 (SD)  
1967—Chargers, 45-31 (SD)  
Chargers, 17-16 (KC)

## ALL-TIME TEAM VS. TEAM RESULTS

1968—Chiefs, 27-20 (KC) Chiefs, 40-3 (SD)	2007—Chiefs, 30-16 (SD) Chargers, 24-10 (KC)	2002—Chiefs, 48-30 (KC) 2005—Chiefs, 30-20 (M)
1969—Chiefs, 27-9 (SD) Chiefs, 27-3 (KC)	2008—Chargers, 20-19 (SD) Chargers, 22-21 (KC)	2006—Dolphins, 13-10 (M) 2008—Dolphins, 38-31 (KC)
1970—Chiefs, 26-14 (KC) Chargers, 31-13 (SD)	2009—Chargers, 37-7 (KC) Chargers, 43-14 (SD)	2011—Dolphins, 31-3 (KC) 2014—Chiefs, 34-15 (M)
1971—Chargers, 21-14 (SD) Chiefs, 31-10 (KC)	2010—Chiefs, 21-14 (KC) Chargers, 31-0 (SD)	2017—Chiefs, 29-13 (KC) 2020—Chiefs, 33-27 (M)
1972—Chiefs, 26-14 (SD) Chargers, 27-17 (KC)	2011—Chargers, 20-17 (SD) Chiefs, 23-20 (KC) OT	(RS Pts.—Chiefs 600, Dolphins 541) (PS Pts.—Dolphins 71, Chiefs 57)
1973—Chiefs, 19-0 (SD) Chiefs, 33-6 (KC)	2012—Chargers, 37-20 (KC) Chargers, 31-13 (SD)	<i>*AFC Divisional Playoff</i> <i>**AFC First-Round Playoff</i>
1974—Chiefs, 24-14 (SD) Chargers, 14-7 (KC)	2013—Chargers, 41-38 (KC) Chargers, 27-24 (SD) OT	<b>KANSAS CITY vs. MINNESOTA</b>
1975—Chiefs, 12-10 (SD) Chargers, 28-20 (KC)	2014—Chiefs, 23-20 (SD) Chiefs, 19-7 (KC)	RS: Chiefs lead series, 7-5; PS: Chiefs lead series, 1-0
1976—Chargers, 30-16 (KC) Chiefs, 23-20 (SD)	2015—Chiefs, 33-3 (SD) Chiefs, 10-3 (KC)	1969—*Chiefs, 23-7 (New Orleans) 1970—Vikings, 27-10 (M)
1977—Chargers, 23-7 (KC) Chiefs, 21-16 (SD)	2016—Chiefs, 33-27 (KC) OT Chiefs, 37-27 (SD)	1974—Vikings, 35-15 (KC) 1981—Chiefs, 10-6 (M)
1978—Chargers, 29-23 (SD) OT Chiefs, 23-0 (KC)	2017—Chiefs, 24-10 (LA) Chiefs, 30-13 (KC)	1990—Chiefs, 24-21 (KC) 1993—Vikings, 30-10 (M)
1979—Chargers, 20-14 (KC) Chargers, 28-7 (SD)	2018—Chiefs, 38-28 (LA) Chargers, 29-28 (KC)	1996—Chiefs, 21-6 (M) 1999—Chiefs, 31-28 (KC)
1980—Chargers, 24-7 (KC) Chargers, 20-7 (SD)	2019—Chiefs, 24-17 (Mexico City) Chiefs, 31-21 (KC)	2003—Vikings, 45-20 (M) 2007—Chiefs, 13-10 (KC)
1981—Chargers, 42-31 (KC) Chargers, 22-20 (SD)	2020—Chiefs, 23-20 (LA) OT Chargers, 38-21 (KC)	2011—Chiefs, 22-17 (KC) 2015—Vikings, 16-10 (M)
1982—Chiefs, 19-12 (KC) 1983—Chargers, 17-14 (KC) Chargers, 41-38 (SD)	2021—Chargers, 30-24 (KC) Chiefs, 34-28 (LA) OT	2019—Chiefs, 26-23 (KC) (RS Pts.—Vikings 264, Chiefs 212)
1984—Chiefs, 31-13 (KC) Chiefs, 42-21 (SD)	(RS Pts.—Chiefs 2,743, Chargers 2,517) (PS Pts.—Chargers 17, Chiefs 0)	(PS Pts.—Chiefs 23, Vikings 7)
1985—Chargers, 31-20 (SD) Chiefs, 38-34 (KC)	<i>*Franchise in Dallas prior to 1963 and known as Texans</i>	<i>*Super Bowl IV</i>
1986—Chiefs, 42-41 (KC) Chiefs, 24-23 (SD)	<i>**Franchise in Los Angeles prior to 1961</i>	<b>*KANSAS CITY vs. **NEW ENGLAND</b>
1987—Chiefs, 20-13 (KC) Chargers, 42-21 (SD)	<i>***AFC First-Round Playoff</i>	RS: Chiefs lead series, 20-14-3; PS: Patriots lead series, 2-0
1988—Chargers, 24-23 (KC) Chargers, 24-13 (SD)	<b>KANSAS CITY vs. *L.A. RAMS</b>	1960—Patriots, 42-14 (B) Texans, 34-0 (D)
1989—Chargers, 21-6 (SD) Chargers, 20-13 (KC)	RS: Chiefs lead series, 7-5	1961—Patriots, 18-17 (D) Patriots, 28-21 (B)
1990—Chiefs, 27-10 (KC) Chiefs, 24-21 (SD)	1973—Rams, 23-13 (KC)	1962—Texans, 42-28 (D) Texans, 27-7 (B)
1991—Chiefs, 14-13 (SD) Chiefs, 20-17 (KC) OT	1982—Rams, 20-14 (LA)	1963—Tie, 24-24 (B) Chiefs, 35-3 (KC)
1992—Chiefs, 24-10 (SD) Chiefs, 16-14 (KC) ***Chargers, 17-0 (SD)	1985—Rams, 16-0 (KC)	1964—Patriots, 24-7 (B) Patriots, 31-24 (KC)
1993—Chiefs, 17-14 (SD) Chiefs, 28-24 (KC)	1991—Chiefs, 27-20 (LA)	1965—Chiefs, 27-17 (KC) Tie, 10-10 (B)
1994—Chargers, 20-6 (SD) Chargers, 14-13 (KC)	1994—Rams, 16-0 (KC)	1966—Chiefs, 43-24 (B) Tie, 27-27 (KC)
1995—Chiefs, 29-23 (KC) OT Chiefs, 22-7 (SD)	1997—Chiefs, 28-20 (SIL)	1967—Chiefs, 33-10 (B) 1968—Chiefs, 31-17 (KC)
1996—Chargers, 22-19 (SD) Chargers, 28-14 (KC)	2000—Chiefs, 54-34 (KC)	1969—Chiefs, 31-0 (B) 1970—Chiefs, 23-10 (KC)
1997—Chiefs, 31-3 (KC) Chiefs, 29-7 (SD)	2002—Chiefs, 49-10 (KC)	1973—Chiefs, 10-7 (NE) 1977—Patriots, 21-17 (NE)
1998—Chiefs, 23-7 (KC) Chargers, 38-37 (SD)	2006—Chiefs, 31-17 (SIL)	1981—Patriots, 33-17 (NE) 1990—Chiefs, 37-7 (NE)
1999—Chargers, 21-14 (SD) Chiefs, 34-0 (KC)	2010—Chiefs, 27-13 (SIL)	1992—Chiefs, 27-20 (KC) 1995—Chiefs, 31-26 (KC)
2000—Chiefs, 42-10 (KC) Chargers, 17-16 (SD)	2014—Chiefs, 34-7 (KC)	1998—Patriots, 40-10 (NE) 1999—Chiefs, 16-14 (KC)
2001—Chiefs, 25-20 (SD) Chiefs, 20-17 (KC)	2018—Rams, 54-51 (LA)	2000—Patriots, 30-24 (NE) 2002—Patriots, 41-38 (NE) OT
2002—Chargers, 35-34 (SD) Chiefs, 24-22 (KC)	(RS Pts.—Chiefs 328, Rams 250)	2004—Patriots, 27-19 (KC) 2005—Chiefs, 26-16 (KC)
2003—Chiefs, 27-14 (KC) Chiefs, 28-24 (SD)	<i>*Franchise in St. Louis from 1995-2015</i>	2008—Patriots, 17-10 (NE) 2011—Patriots, 34-3 (NE)
2004—Chargers, 34-31 (KC) Chargers, 24-17 (SD)	<b>KANSAS CITY vs. MIAMI</b>	2014—Chiefs, 41-14 (KC) 2015—***Patriots, 27-20 (NE)
2005—Chargers, 28-20 (SD) Chiefs, 20-7 (KC)	RS: Chiefs lead series, 15-13; PS: Dolphins lead series, 3-0	2017—Chiefs, 42-27 (NE) 2018—Patriots, 43-40 (NE)
2006—Chiefs, 30-27 (KC) Chargers, 20-9 (SD)	1966—Chiefs, 34-16 (KC) Chiefs, 19-18 (M)	****Patriots, 37-31 (KC) OT 2019—Chiefs, 23-16 (NE)
	1967—Chiefs, 24-0 (M) Chiefs, 41-0 (KC)	2020—Chiefs, 26-10 (KC) (PS Pts.—Chiefs 927, Patriots 763)
	1968—Chiefs, 48-3 (M) 1969—Chiefs, 17-10 (KC)	(PS Pts.—Patriots 64, Chiefs 51)
	1971—*Dolphins, 27-24 (KC) 2 OT	<i>*Franchise located in Dallas prior to 1963 and known as Texans</i>
	1972—Dolphins, 20-10 (KC)	<i>**Franchise in Boston prior to 1971</i>
	1974—Dolphins, 9-3 (M) 1976—Chiefs, 20-17 (M) OT	
	1981—Dolphins, 17-7 (KC) 1983—Dolphins, 14-6 (M)	
	1985—Dolphins, 31-0 (M) 1987—Dolphins, 42-0 (M)	
	1989—Chiefs, 26-21 (KC) Chiefs, 27-24 (M)	
	1990—**Dolphins, 17-16 (M) 1991—Chiefs, 42-7 (KC)	
	1993—Dolphins, 30-10 (M) 1994—Dolphins, 45-28 (M)	
	**Dolphins, 27-17 (M) 1995—Dolphins, 13-6 (M)	
	1997—Dolphins, 17-14 (M)	

## ALL-TIME TEAM VS. TEAM RESULTS

\*\*\*AFC Divisional Playoff

\*\*\*AFC Championship

**KANSAS CITY vs. NEW ORLEANS**

RS: Chiefs lead series, 7-5

1972—Chiefs, 20-17 (NO)  
 1976—Saints, 27-17 (KC)  
 1982—Saints, 27-17 (NO)  
 1985—Chiefs, 47-27 (NO)  
 1991—Saints, 17-10 (KC)  
 1994—Chiefs, 30-17 (NO)  
 1997—Chiefs, 25-13 (KC)  
 2004—Saints, 27-20 (NO)  
 2008—Saints, 30-20 (KC)  
 2012—Chiefs, 27-24 (NO) OT  
 2016—Chiefs, 27-21 (KC)  
 2020—Chiefs, 32-29 (NO)  
 (RS Pts.—Chiefs 292, Saints 276)

(RS Pts.—Chiefs 292, Saints 276)

**KANSAS CITY vs. N.Y. GIANTS**

RS: Giants lead series, 11-4

1974—Giants, 33-27 (KC)  
 1978—Giants, 26-10 (NY)  
 1979—Giants, 21-17 (KC)  
 1983—Chiefs, 38-17 (KC)  
 1984—Giants, 28-27 (NY)  
 1988—Giants, 28-12 (NY)  
 1992—Giants, 35-21 (NY)  
 1995—Chiefs, 20-17 (KC) OT  
 1998—Giants, 28-7 (NY)  
 2001—Giants, 13-3 (KC)  
 2005—Giants, 27-17 (NY)  
 2009—Giants, 27-16 (KC)  
 2013—Chiefs, 31-7 (KC)  
 2017—Giants, 12-9 (NY) OT  
 2021—Chiefs, 20-17 (KC)  
 (RS Pts.—Giants 336, Chiefs 275)

(RS Pts.—Giants 336, Chiefs 275)

**\*KANSAS CITY vs. \*\*N.Y. JETS**

RS: Chiefs lead series, 19-18-1;

PS: Series tied, 1-1

1960—Titans, 37-35 (D)  
     Titans, 41-35 (NY)  
 1961—Titans, 28-7 (NY)  
     Texans, 35-24 (D)  
 1962—Texans, 20-17 (D)  
     Texans, 52-31 (NY)  
 1963—Jets, 17-0 (NY)  
     Chiefs, 48-0 (KC)  
 1964—Jets, 27-14 (NY)  
     Chiefs, 24-7 (KC)  
 1965—Chiefs, 14-10 (NY)  
     Jets, 13-10 (KC)  
 1966—Chiefs, 32-24 (NY)  
 1967—Chiefs, 42-18 (KC)  
     Chiefs, 21-7 (NY)  
 1968—Jets, 20-19 (KC)  
 1969—Chiefs, 34-16 (NY)  
     \*\*\*Chiefs, 13-6 (NY)  
 1971—Jets, 13-10 (NY)  
 1974—Chiefs, 24-16 (KC)  
 1975—Jets, 30-24 (KC)  
 1982—Chiefs, 37-13 (KC)  
 1984—Jets, 17-16 (KC)  
     Jets, 28-7 (NY)  
 1986—\*\*\*\*Jets, 35-15 (NY)  
 1987—Jets, 16-9 (KC)  
 1988—Tie, 17-17 (NY) OT  
     Chiefs, 38-34 (KC)  
 1992—Chiefs, 23-7 (NY)  
 1998—Jets, 20-17 (KC)  
 2001—Jets, 27-7 (NY)  
 2002—Chiefs, 29-25 (NY)  
 2005—Chiefs, 27-7 (KC)  
 2007—Jets, 13-10 (NY) OT  
 2008—Jets, 28-24 (NY)  
 2011—Jets, 37-10 (NY)  
 2014—Chiefs, 24-10 (KC)  
 2016—Chiefs, 24-3 (KC)  
 2017—Jets, 38-31 (NY)

2020—Chiefs, 35-9 (KC)

(RS Pts.—Chiefs 885, Jets 745)

(PS Pts.—Jets 41, Chiefs 28)

*\*Franchise in Dallas prior to 1963 and known as Texans*

*\*\*Jets known as Titans prior to 1963*

*\*\*\*Inter-Divisional Playoff*

*\*\*\*\*AFC First-Round Playoff*

**KANSAS CITY vs. PHILADELPHIA**

RS: Chiefs lead series, 5-4

1972—Eagles, 21-20 (KC)  
 1992—Chiefs, 24-17 (KC)  
 1998—Chiefs, 24-21 (P)  
 2001—Eagles, 23-10 (KC)  
 2005—Eagles, 37-31 (KC)  
 2009—Eagles, 34-14 (P)  
 2013—Chiefs, 26-16 (P)  
 2017—Chiefs, 27-20 (KC)  
 2021—Chiefs, 42-30 (P)

(RS Pts.—Eagles 219, Chiefs 218)

**KANSAS CITY vs. PITTSBURGH**

RS: Steelers lead series, 22-12;

PS: Chiefs lead series, 2-1

1970—Chiefs, 31-14 (P)  
 1971—Chiefs, 38-16 (KC)  
 1972—Steelers, 16-7 (P)  
 1974—Steelers, 34-24 (KC)  
 1975—Steelers, 28-3 (P)  
 1976—Steelers, 45-0 (KC)  
 1978—Steelers, 27-24 (P)  
 1979—Steelers, 30-3 (KC)  
 1980—Steelers, 21-16 (P)  
 1981—Chiefs, 37-33 (P)  
 1982—Steelers, 35-14 (P)  
 1984—Chiefs, 37-27 (P)  
 1985—Steelers, 36-28 (KC)  
 1986—Chiefs, 24-19 (P)  
 1987—Steelers, 17-16 (KC)  
 1988—Steelers, 16-10 (P)  
 1989—Steelers, 23-17 (P)  
 1992—Steelers, 27-3 (KC)  
 1993—\*Chiefs, 27-24 (KC) OT  
 1996—Steelers, 17-7 (KC)  
 1997—Chiefs, 13-10 (KC)  
 1998—Steelers, 20-13 (KC)  
 1999—Chiefs, 35-19 (KC)  
 2001—Steelers, 20-17 (KC)  
 2003—Chiefs, 41-20 (KC)  
 2006—Steelers, 45-7 (P)  
 2009—Chiefs, 27-24 (KC) OT  
 2011—Steelers, 13-9 (KC)  
 2012—Steelers, 16-13 (P) OT  
 2014—Steelers, 20-12 (P)  
 2015—Chiefs, 23-13 (KC)  
 2016—Steelers, 43-14 (P)  
     \*\*Steelers, 18-16 (KC)  
 2017—Steelers, 19-13 (KC)  
 2018—Chiefs, 42-37 (P)  
 2021—Chiefs, 36-10 (KC)  
     \*Chiefs, 42-21 (KC)

(RS Pts.—Steelers 810, Chiefs 654)

(PS Pts.—Chiefs 85, Steelers 63)

*\*AFC First-Round Playoff*

*\*\*AFC Divisional Playoff*

**KANSAS CITY vs. SAN FRANCISCO**

RS: 49ers lead series, 7-6;

PS: Chiefs lead series, 1-0

1971—Chiefs, 26-17 (SF)  
 1975—49ers, 20-3 (KC)  
 1982—49ers, 26-13 (KC)  
 1985—49ers, 31-3 (SF)  
 1991—49ers, 28-14 (SF)  
 1994—Chiefs, 24-17 (KC)  
 1997—Chiefs, 44-9 (KC)  
 2000—49ers, 21-7 (SF)  
 2002—49ers, 17-13 (SF)  
 2006—Chiefs, 41-10 (KC)

2010—Chiefs, 31-10 (KC)

2014—49ers, 22-17 (SF)

2018—Chiefs, 38-27 (KC)

2019—\*Chiefs, 31-20 (Miami)

(RS Pts.—Chiefs 274, 49ers 245)

(PS Pts.—Chiefs 31, 49ers 20)

*\*Super Bowl LIV*

**KANSAS CITY vs. SEATTLE**

RS: Chiefs lead series, 33-19

1977—Seahawks, 34-31 (KC)

1978—Seahawks, 13-10 (KC)

    Seahawks, 23-19 (S)

1979—Chiefs, 24-6 (S)

    Chiefs, 37-21 (KC)

1980—Seahawks, 17-16 (KC)

    Chiefs, 31-30 (S)

1981—Chiefs, 20-14 (S)

    Chiefs, 40-13 (KC)

1983—Chiefs, 17-13 (KC)

    Seahawks, 51-48 (S) OT

1984—Seahawks, 45-0 (S)

    Chiefs, 34-7 (KC)

1985—Chiefs, 28-7 (KC)

    Seahawks, 24-6 (S)

1986—Seahawks, 23-17 (S)

    Chiefs, 27-7 (KC)

1987—Seahawks, 43-14 (S)

    Chiefs, 41-20 (KC)

1988—Seahawks, 31-10 (S)

    Chiefs, 27-24 (KC)

1989—Chiefs, 20-16 (S)

    Chiefs, 20-10 (KC)

1990—Seahawks, 19-7 (S)

    Seahawks, 17-16 (KC)

1991—Chiefs, 20-13 (KC)

    Chiefs, 19-6 (S)

1992—Chiefs, 26-7 (KC)

    Chiefs, 24-14 (S)

1993—Chiefs, 31-16 (S)

    Chiefs, 34-24 (KC)

1994—Chiefs, 38-23 (KC)

    Seahawks, 10-9 (S)

1995—Chiefs, 34-10 (S)

    Chiefs, 26-3 (KC)

1996—Chiefs, 35-17 (S)

    Chiefs, 34-16 (KC)

1997—Chiefs, 20-17 (KC) OT

    Chiefs, 19-14 (S)

1998—Chiefs, 17-6 (KC)

    Seahawks, 24-12 (S)

1999—Seahawks, 31-19 (KC)

    Seahawks, 23-14 (S)

2000—Chiefs, 24-17 (KC)

    Chiefs, 24-19 (S)

2001—Chiefs, 19-7 (KC)

    Seahawks, 21-18 (S)

2002—Seahawks, 39-32 (S)

2006—Chiefs, 35-28 (KC)

2010—Chiefs, 42-24 (S)

2014—Chiefs, 24-20 (KC)

2018—Seahawks, 38-31 (S)

(RS Pts.—Chiefs 1,240, Seahawks 1,015)

**KANSAS CITY vs. TAMPA BAY**

RS: Buccaneers lead series, 7-6;

PS: Buccaneers lead series, 1-0

1976—Chiefs, 28-19 (TB)

1978—Buccaneers, 30-13 (KC)

1979—Buccaneers, 3-0 (TB)

1981—Chiefs, 19-10 (KC)

1984—Chiefs, 24-20 (KC)

1986—Chiefs, 27-20 (KC)

1993—Chiefs, 27-3 (TB)

1999—Buccaneers, 17-10 (TB)

2004—Buccaneers, 34-31 (TB)

2008—Buccaneers, 30-27 (KC) OT

2012—Buccaneers, 38-10 (TB)

2016—Buccaneers, 19-17 (KC)

## ALL-TIME TEAM VS. TEAM RESULTS

2020—Chiefs, 27-24 (TB)  
 \*Buccaneers, 31-9 (Tampa)  
 (RS Pts.—Buccaneers 267, Chiefs 260)  
 (PS Pts.—Buccaneers 31, Chiefs 9)  
*\*Super Bowl LV*  
**\*KANSAS CITY vs. \*\*TENNESSEE**  
 RS: Chiefs lead series, 27-24;  
 PS: Chiefs lead series, 3-1  
 1960—Oilers, 20-10 (H)  
   Texans, 24-0 (D)  
 1961—Texans, 26-21 (D)  
   Oilers, 38-7 (H)  
 1962—Texans, 31-7 (H)  
   Oilers, 14-6 (D)  
   \*\*\*Texans, 20-17 (H) OT  
 1963—Chiefs, 28-7 (KC)  
   Oilers, 28-7 (H)  
 1964—Chiefs, 28-7 (KC)  
   Chiefs, 28-19 (H)  
 1965—Chiefs, 52-21 (KC)  
   Oilers, 38-36 (H)  
 1966—Chiefs, 48-23 (KC)  
 1967—Chiefs, 25-20 (H)  
   Oilers, 24-19 (KC)  
 1968—Chiefs, 26-21 (H)  
   Chiefs, 24-10 (KC)  
 1969—Chiefs, 24-0 (KC)  
 1970—Chiefs, 24-9 (KC)  
 1971—Chiefs, 20-16 (H)  
 1973—Chiefs, 38-14 (KC)  
 1974—Chiefs, 17-7 (H)  
 1975—Oilers, 17-13 (KC)  
 1977—Oilers, 34-20 (H)  
 1978—Oilers, 20-17 (KC)  
 1979—Oilers, 20-6 (H)  
 1980—Chiefs, 21-20 (KC)  
 1981—Chiefs, 23-10 (KC)  
 1983—Chiefs, 13-10 (H) OT  
 1984—Oilers, 17-16 (KC)  
 1985—Oilers, 23-20 (H)  
 1986—Chiefs, 27-13 (KC)  
 1988—Oilers, 7-6 (H)  
 1989—Chiefs, 34-0 (KC)  
 1990—Oilers, 27-10 (KC)  
 1991—Oilers, 17-7 (H)  
 1992—Oilers, 23-20 (H) OT  
 1993—Oilers, 30-0 (H)  
   \*\*\*Chiefs, 28-20 (H)  
 1994—Chiefs, 31-9 (KC)  
 1995—Chiefs, 20-13 (KC)  
 1996—Chiefs, 20-19 (H)  
 2000—Titans, 17-14 (T) OT  
 2004—Chiefs, 49-38 (T)  
 2007—Titans, 26-17 (KC)  
 2008—Titans, 34-10 (KC)  
 2010—Chiefs, 34-14 (KC)  
 2013—Chiefs, 26-17 (T)  
 2014—Titans, 26-10 (KC)  
 2016—Titans, 19-17 (KC)  
 2017—\*\*\*\*\*Titans, 22-21 (KC)  
 2019—Titans, 35-32 (T)  
   \*\*\*Chiefs, 35-24 (KC)  
 2021—Titans, 27-3 (T)  
 (RS Pts.—Chiefs 1,084, Titans 946)  
 (PS Pts.—Chiefs 104, Titans 83)  
*\*Franchise in Dallas prior to 1963 and known as Texans*  
*\*\*Franchise in Houston prior to 1997; known as Oilers prior to 1999*  
 \*\*\*AFL/AFC Championship  
 \*\*\*\*AFC Divisional Playoff  
 \*\*\*\*\*AFC First-Round Playoff  
**KANSAS CITY vs. \*WASHINGTON**  
 RS: Chiefs lead series, 10-1  
 1971—Chiefs, 27-20 (KC)  
 1976—Chiefs, 33-30 (W)  
 1983—Redskins, 27-12 (W)  
 1992—Chiefs, 35-16 (KC)

1995—Chiefs, 24-3 (KC)  
 2001—Chiefs, 45-13 (W)  
 2005—Chiefs, 28-21, (KC)  
 2009—Chiefs, 14-6 (W)  
 2013—Chiefs, 45-10 (W)  
 2017—Chiefs, 29-20 (KC)  
 2021—Chiefs, 31-13 (W)  
 (RS Pts.—Chiefs 323, Commanders 179)  
*\*Franchise known as Redskins prior to 2020; known as Washington Football Team prior to 2022*

**LAS VEGAS vs. ARIZONA**

RS: Raiders lead series, 6-4;

See Arizona vs. Las Vegas

**LAS VEGAS vs. ATLANTA**

RS: Falcons lead series, 8-7;

See Atlanta vs. Las Vegas

**LAS VEGAS vs. BALTIMORE**

RS: Ravens lead series, 8-4;

PS: Ravens lead series, 1-0;

See Baltimore vs. Las Vegas

**LAS VEGAS vs. BUFFALO**

RS: Raiders lead series, 21-19;

PS: Bills lead series, 2-0;

See Buffalo vs. Las Vegas

**LAS VEGAS vs. CAROLINA**

RS: Raiders lead series, 4-3;

See Carolina vs. Las Vegas

**LAS VEGAS vs. CHICAGO**

RS: Series tied, 8-8;

See Chicago vs. Las Vegas

**LAS VEGAS vs. CINCINNATI**

RS: Raiders lead series, 19-12;

PS: Raiders lead series, 2-1;

See Cincinnati vs. Las Vegas

**LAS VEGAS vs. CLEVELAND**

RS: Raiders lead series, 15-10;

PS: Raiders lead series, 2-0;

See Cleveland vs. Las Vegas

**LAS VEGAS vs. DALLAS**

RS: Raiders lead series, 7-6;

See Dallas vs. Las Vegas

**LAS VEGAS vs. DENVER**

RS: Raiders lead series, 68-53-2;

PS: Series tied, 1-1;

See Denver vs. Las Vegas

**LAS VEGAS vs. DETROIT**

RS: Raiders lead series, 7-6;

See Detroit vs. Las Vegas

**LAS VEGAS vs. GREEN BAY**

RS: Packers lead series, 8-5

PS: Packers lead series, 1-0;

See Green Bay vs. Las Vegas

**LAS VEGAS vs. HOUSTON**

RS: Texans lead series, 7-4;

PS: Texans lead series, 1-0;

See Houston vs. Las Vegas

**LAS VEGAS vs. INDIANAPOLIS**

RS: Raiders lead series, 10-8;

PS: Series tied, 1-1;

See Indianapolis vs. Las Vegas

**LAS VEGAS vs. JACKSONVILLE**

RS: Jaguars lead series, 5-4;

See Jacksonville vs. Las Vegas

**LAS VEGAS vs. KANSAS CITY**

RS: Chiefs lead series, 68-53-2;

PS: Chiefs lead series, 2-1;

See Kansas City vs. Las Vegas

**\*LAS VEGAS vs. \*\*L.A. CHARGERS**

RS: Raiders lead series, 66-56-2;

PS: Raiders lead series, 1-0

1960—Chargers, 52-28 (LA)  
   Chargers, 41-17 (O)  
 1961—Chargers, 44-0 (SD)  
   Chargers, 41-10 (O)  
 1962—Chargers, 42-33 (O)  
   Chargers, 31-21 (SD)

1963—Raiders, 34-33 (SD)  
   Raiders, 41-27 (O)  
 1964—Chargers, 31-17 (SD)  
   Raiders, 21-20 (O)  
 1965—Chargers, 17-6 (O)  
   Chargers, 24-14 (SD)  
 1966—Chargers, 29-20 (O)  
   Raiders, 41-19 (SD)  
 1967—Raiders, 51-10 (O)  
   Raiders, 41-21 (SD)  
 1968—Chargers, 23-14 (O)  
   Raiders, 34-27 (SD)  
 1969—Raiders, 24-12 (SD)  
   Raiders, 21-16 (O)  
 1970—Tie, 27-27 (SD)  
   Raiders, 20-17 (O)  
 1971—Raiders, 34-0 (SD)  
   Raiders, 34-33 (O)  
 1972—Tie, 17-17 (O)  
   Raiders, 21-19 (SD)  
 1973—Raiders, 27-17 (SD)  
   Raiders, 31-3 (O)  
 1974—Raiders, 14-10 (SD)  
   Raiders, 17-10 (O)  
 1975—Raiders, 6-0 (SD)  
   Raiders, 25-0 (O)  
 1976—Raiders, 27-17 (SD)  
   Raiders, 24-0 (O)  
 1977—Raiders, 24-0 (O)  
   Chargers, 12-7 (SD)  
 1978—Raiders, 21-20 (SD)  
   Chargers, 27-23 (O)  
 1979—Chargers, 30-10 (SD)  
   Raiders, 45-22 (O)  
 1980—Chargers, 30-24 (SD) OT  
   Raiders, 38-24 (O)  
   \*\*\*Raiders, 34-27 (SD)  
 1981—Chargers, 55-21 (O)  
   Chargers, 23-10 (SD)  
 1982—Raiders, 28-24 (LA)  
   Raiders, 41-34 (SD)  
 1983—Raiders, 42-10 (SD)  
   Raiders, 30-14 (LA)  
 1984—Raiders, 33-30 (LA)  
   Raiders, 44-37 (SD)  
 1985—Raiders, 34-21 (LA)  
   Chargers, 40-34 (SD) OT  
 1986—Raiders, 17-13 (LA)  
   Raiders, 37-31 (SD) OT  
 1987—Chargers, 23-17 (LA)  
   Chargers, 16-14 (SD)  
 1988—Raiders, 24-13 (LA)  
   Raiders, 13-3 (SD)  
 1989—Raiders, 40-14 (LA)  
   Chargers, 14-12 (SD)  
 1990—Raiders, 24-9 (SD)  
   Raiders, 17-12 (LA)  
 1991—Chargers, 21-13 (LA)  
   Raiders, 9-7 (SD)  
 1992—Chargers, 27-3 (SD)  
   Chargers, 36-14 (LA)  
 1993—Chargers, 30-23 (LA)  
   Raiders, 12-7 (SD)  
 1994—Chargers, 26-24 (LA)  
   Raiders, 24-17 (SD)  
 1995—Raiders, 17-7 (O)  
   Chargers, 12-6 (SD)  
 1996—Chargers, 40-34 (O)  
   Raiders, 23-14 (SD)  
 1997—Chargers, 25-10 (O)  
   Raiders, 38-13 (SD)  
 1998—Raiders, 7-6 (O)  
   Raiders, 17-10 (SD)  
 1999—Raiders, 28-9 (O)  
   Chargers, 23-20 (SD)  
 2000—Raiders, 9-6 (O)  
   Raiders, 15-13 (SD)

## ALL-TIME TEAM VS. TEAM RESULTS

2001—Raiders, 34-24 (O)  
Raiders, 13-6 (SD)

2002—Chargers, 27-21 (O) OT  
Raiders, 27-7 (SD)

2003—Raiders, 34-31 (O) OT  
Chargers, 21-14 (SD)

2004—Chargers, 42-14 (SD)  
Chargers, 23-17 (O)

2005—Chargers, 27-14 (O)  
Chargers, 34-10 (SD)

2006—Chargers, 27-0 (O)  
Chargers, 21-14 (SD)

2007—Chargers, 28-14 (SD)  
Chargers, 30-17 (O)

2008—Chargers, 28-18 (O)  
Chargers, 34-7 (SD)

2009—Chargers, 24-20 (O)  
Chargers, 24-16 (SD)

2010—Raiders, 35-27 (O)  
Raiders, 28-13 (SD)

2011—Raiders, 24-17 (SD)  
Chargers, 38-26 (O)

2012—Chargers, 22-14 (O)  
Chargers, 24-21 (SD)

2013—Raiders, 27-17 (O)  
Chargers, 26-13 (SD)

2014—Chargers, 31-28 (O)  
Chargers, 13-6 (SD)

2015—Raiders, 37-29 (SD)  
Raiders, 23-20 (O) OT

2016—Raiders, 34-31 (O)  
Raiders, 19-16 (SD)

2017—Chargers, 17-16 (O)  
Chargers, 30-10 (LA)

2018—Chargers, 26-10 (LA)  
Chargers, 20-6 (O)

2019—Raiders, 26-24 (O)  
Raiders, 24-17 (LA)

2020—Raiders, 31-26 (LA)  
Chargers, 30-27 (LV) OT

2021—Chargers, 28-14 (LA)  
Raiders, 35-32 (LV) OT

(RS Pts.—Raiders 2,720, Chargers 2,712)  
(PS Pts.—Raiders 34, Chargers 27)  
*Franchise in Los Angeles from 1982-94 and in Oakland from 1960-81 and from 1995-2019*  
*Franchise in San Diego from 1961-2016*  
*\*\*\*AFC Championship*

**\*LAS VEGAS vs. \*\*L.A. RAMS**  
RS: Raiders lead series, 8-6  
1972—Raiders, 45-17 (O)  
1977—Rams, 20-14 (LA)  
1979—Raiders, 24-17 (LA)  
1982—Raiders, 37-31 (LA Raiders)  
1985—Raiders, 16-6 (LA Rams)  
1988—Rams, 22-17 (LA Raiders)  
1991—Raiders, 20-17 (LA Raiders)  
1994—Raiders, 20-17 (LA Rams)  
1997—Raiders, 35-17 (O)  
2002—Rams, 28-13 (StL)  
2006—Rams, 20-0 (O)  
2010—Raiders, 16-14 (O)  
2014—Rams, 52-0 (StL)  
2018—Rams, 33-13 (O)  
(RS Pts.—Rams 311, Raiders 270)  
*Franchise in Los Angeles from 1982-94 and in Oakland from 1960-81 and from 1995-2019*  
*Franchise in St. Louis from 1995-2015*

**\*LAS VEGAS vs. MIAMI**  
RS: Series tied, 18-18-1;  
PS: Raiders lead series, 3-1  
1966—Raiders, 23-14 (M)  
Raiders, 21-10 (O)  
1967—Raiders, 31-17 (O)  
1968—Raiders, 47-21 (M)  
1969—Raiders, 20-17 (O)  
Tie, 20-20 (M)

1970—Dolphins, 20-13 (M)  
\*\*Raiders, 21-14 (O)

1973—Raiders, 12-7 (O)  
\*\*\*Dolphins, 27-10 (M)

1974—\*\*Raiders, 28-26 (O)  
1975—Raiders, 31-21 (M)  
1978—Dolphins, 23-6 (M)  
1979—Raiders, 13-3 (O)  
1980—Raiders, 16-10 (O)  
1981—Raiders, 33-17 (M)  
1983—Raiders, 27-14 (LA)  
1984—Raiders, 45-34 (M)  
1986—Raiders, 30-28 (M)  
1988—Dolphins, 24-14 (LA)  
1990—Raiders, 13-10 (M)  
1992—Dolphins, 20-7 (M)  
1994—Dolphins, 20-17 (M) OT  
1996—Raiders, 17-7 (O)  
1997—Dolphins, 34-16 (O)  
1998—Dolphins, 27-17 (O)  
1999—Dolphins, 16-9 (O)  
2000—\*\*Raiders, 27-0 (O)  
2001—Dolphins, 18-15 (M)  
2002—Dolphins, 23-17 (M)  
2005—Dolphins, 33-21 (O)  
2007—Raiders, 35-17 (M)  
2008—Dolphins, 17-15 (M)  
2010—Dolphins, 33-17 (O)  
2011—Dolphins, 34-14 (M)  
2012—Dolphins, 35-13 (M)  
2014—Dolphins, 38-14 (London)  
2017—Raiders, 27-24 (M)  
2018—Dolphins, 28-20 (M)  
2020—Dolphins, 26-25 (LV)  
2021—Raiders, 31-28 (LV) OT  
(RS Pts.—Dolphins 788, Raiders 762)  
(PS Pts.—Raiders 86, Dolphins 67)  
*Franchise in Los Angeles from 1982-94 and in Oakland from 1960-81 and from 1995-2019*  
*\*\*\*AFC Divisional Playoff*  
*\*\*\*AFC Championship*

**\*LAS VEGAS vs. MINNESOTA**  
RS: Raiders lead series, 9-6;  
PS: Raiders lead series, 1-0  
1973—Vikings, 24-16 (M)  
1976—\*\*Raiders, 32-14 (Pasadena)  
1977—Raiders, 35-13 (O)  
1978—Raiders, 27-20 (O)  
1981—Raiders, 36-10 (M)  
1984—Raiders, 23-20 (LA)  
1987—Vikings, 31-20 (M)  
1990—Raiders, 28-24 (M)  
1993—Raiders, 24-7 (LA)  
1996—Vikings, 16-13 (O) OT  
1999—Raiders, 22-17 (M)  
2003—Raiders, 28-18 (O)  
2007—Vikings, 29-22 (M)  
2011—Raiders, 27-21 (M)  
2015—Vikings, 30-14 (O)  
2019—Vikings, 34-14 (M)  
(RS Pts.—Raiders 349, Vikings 314)  
(PS Pts.—Raiders 32, Vikings 14)  
*Franchise in Los Angeles from 1982-94 and in Oakland from 1960-81 and from 1995-2019*  
*\*\*Super Bowl XI*

**\*LAS VEGAS vs. \*\*NEW ENGLAND**  
RS: Patriots lead series, 18-14-1;  
PS: Patriots lead series, 2-1  
1960—Raiders, 27-14 (O)  
Patriots, 34-28 (B)  
1961—Patriots, 20-17 (B)  
Patriots, 35-21 (O)  
1962—Patriots, 26-16 (B)  
Raiders, 20-0 (O)  
1963—Patriots, 20-14 (O)  
Patriots, 20-14 (B)  
1964—Patriots, 17-14 (O)  
Tie, 43-43 (B)

1965—Raiders, 24-10 (B)  
Raiders, 30-21 (O)

1966—Patriots, 24-21 (B)  
1967—Raiders, 35-7 (O)  
Raiders, 48-14 (B)

1968—Raiders, 41-10 (O)  
1969—Raiders, 38-23 (B)  
1971—Patriots, 20-6 (NE)  
1974—Raiders, 41-26 (O)  
1976—Patriots, 48-17 (NE)  
\*\*\*Raiders, 24-21 (O)

1978—Patriots, 21-14 (O)  
1981—Raiders, 27-17 (O)  
1985—Raiders, 35-20 (NE)  
\*\*\*Patriots, 27-20 (LA)

1987—Patriots, 26-23 (NE)  
1989—Raiders, 24-21 (LA)  
1994—Raiders, 21-17 (NE)  
2001—\*\*\*Patriots, 16-13 (NE) OT  
2002—Raiders, 27-20 (O)  
2005—Patriots, 30-20 (NE)  
2008—Patriots, 49-26 (O)  
2011—Patriots, 31-19 (O)  
2014—Patriots, 16-9 (NE)  
2017—Patriots, 33-8 (Mexico)  
2020—Patriots, 36-20 (NE)  
(RS Pts.—Raiders 788, Patriots 769)  
(PS Pts.—Patriots 64, Raiders 57)  
*Franchise in Los Angeles from 1982-94 and in Oakland from 1960-81 and from 1995-2019*  
*Franchise in Boston prior to 1971*  
*\*\*\*AFC Divisional Playoff*

**\*LAS VEGAS vs. NEW ORLEANS**  
RS: Raiders lead series, 7-6-1  
1971—Tie, 21-21 (NO)  
1975—Raiders, 48-10 (O)  
1979—Raiders, 42-35 (NO)  
1985—Raiders, 23-13 (LA)  
1988—Saints, 20-6 (NO)  
1991—Saints, 27-0 (NO)  
1994—Raiders, 24-19 (LA)  
1997—Saints, 13-10 (O)  
2000—Raiders, 31-22 (NO)  
2004—Saints, 31-26 (O)  
2008—Saints, 34-3 (NO)  
2012—Saints, 38-17 (O)  
2016—Raiders, 35-34 (NO)  
2020—Raiders, 34-24 (LV)  
(RS Pts.—Saints 341, Raiders 320)  
*Franchise in Los Angeles from 1982-94 and in Oakland from 1960-81 and from 1995-2019*

**\*LAS VEGAS vs. N.Y. GIANTS**  
RS: Raiders lead series, 8-6  
1973—Raiders, 42-0 (O)  
1980—Raiders, 33-17 (NY)  
1983—Saints, 27-12 (LA)  
1986—Giants, 14-9 (LA)  
1989—Giants, 34-17 (NY)  
1992—Raiders, 13-10 (LA)  
1995—Raiders, 17-13 (NY)  
1998—Raiders, 20-17 (O)  
2001—Raiders, 28-10 (NY)  
2005—Giants, 30-21 (O)  
2009—Giants, 44-7 (NY)  
2013—Giants, 24-20 (NY)  
2017—Raiders, 24-17 (O)  
2021—Giants, 23-16 (NY)  
(RS Pts.—Raiders 294, Giants 265)  
*Franchise in Los Angeles from 1982-94 and in Oakland from 1960-81 and from 1995-2019*

**\*LAS VEGAS vs. \*\*N.Y. JETS**  
RS: Raiders lead series, 24-18-2;  
PS: Series tied, 2-2;  
1960—Raiders, 28-27 (NY)  
Titans, 31-28 (O)  
1961—Titans, 14-6 (O)  
Titans, 23-12 (NY)

## ALL-TIME TEAM VS. TEAM RESULTS

1962—Titans, 28-17 (O) Titans, 31-21 (NY)	1972—Steelers, 34-28 (P) **Steelers, 13-7 (P)	1987—Seahawks, 35-13 (LA) Raiders, 37-14 (S)
1963—Jets, 10-7 (NY) Raiders, 49-26 (O)	1973—Steelers, 17-9 (O) **Raiders, 33-14 (O)	1988—Seahawks, 35-27 (S) Seahawks, 43-37 (LA)
1964—Jets, 35-13 (NY) Raiders, 35-26 (O)	1974—Raiders, 17-0 (P) ***Steelers, 24-13 (O)	1989—Seahawks, 24-20 (LA) Seahawks, 23-17 (S)
1965—Tie, 24-24 (NY) Raiders, 24-14 (O)	1975—***Steelers, 16-10 (P) 1976—Raiders, 31-28 (O) ***Raiders, 24-7 (O)	1990—Raiders, 17-13 (S) Raiders, 24-17 (LA)
1966—Raiders, 24-21 (NY) Tie, 28-28 (O)	1977—Raiders, 16-7 (P) 1980—Raiders, 45-34 (P)	1991—Raiders, 23-20 (S) OT Raiders, 31-7 (LA)
1967—Jets, 27-14 (NY) Raiders, 38-29 (O)	1981—Raiders, 30-27 (O) 1983—**Raiders, 38-10 (LA)	1992—Raiders, 19-0 (S) Raiders, 20-3 (LA)
1968—Raiders, 43-32 (O) ***Jets, 27-23 (NY)	1984—Steelers, 13-7 (LA) 1990—Raiders, 20-3 (LA)	1993—Raiders, 17-13 (S) Raiders, 27-23 (LA)
1969—Raiders, 27-14 (NY) 1970—Raiders, 14-13 (NY)	1994—Steelers, 21-3 (LA) 1995—Steelers, 29-10 (O)	1994—Seahawks, 38-9 (LA) Raiders, 17-16 (S)
1972—Raiders, 24-16 (O) 1977—Raiders, 28-27 (NY)	2000—Steelers, 21-20 (P) 2002—Raiders, 30-17 (P)	1995—Raiders, 34-14 (O) Seahawks, 44-10 (S)
1979—Jets, 28-19 (NY) 1982—****Jets, 17-14 (LA)	2003—Steelers, 27-7 (P) 2004—Steelers, 24-21 (P)	1996—Raiders, 27-21 (S) Seahawks, 28-21 (O)
1985—Raiders, 31-0 (LA) 1989—Raiders, 14-7 (NY)	2006—Raiders, 20-13 (O) 2009—Raiders, 27-24 (P)	1997—Seahawks, 45-34 (S) Seahawks, 22-21 (O)
1993—Raiders, 24-20 (LA) 1995—Raiders, 47-10 (NY)	2010—Steelers, 35-3 (P) 2012—Raiders, 34-31 (O)	1998—Raiders, 31-18 (S) Raiders, 20-17 (O)
1996—Raiders, 34-13 (NY) 1997—Jets 23-22 (NY)	2013—Raiders, 21-18 (O) 2015—Steelers, 38-35 (P)	1999—Seahawks, 22-21 (S) Raiders, 30-21 (O)
1999—Raiders, 24-23 (O) 2000—Raiders, 31-7 (O)	2018—Raiders, 24-21 (O) 2021—Raiders, 26-17 (P)	2000—Raiders, 31-3 (O) Seahawks, 27-24 (S)
2001—Jets, 24-22 (O) *****Raiders, 38-24 (O)	(RS Pts.—Raiders 515, Steelers 513) (PS Pts.—Raiders 125, Steelers 84)	2001—Raiders, 38-14 (O) Seahawks, 34-27 (S)
2002—Raiders, 26-20 (O) ****Raiders, 30-10 (O)	<i>*Franchise in Los Angeles from 1982-94 and in Oakland from 1960-81 and from 1995-2019</i>	2002—Raiders, 31-17 (O) 2006—Seahawks, 16-0 (S)
2003—Jets, 27-24 (O) OT 2005—Jets, 26-10 (NY)	<i>**AFC Divisional Playoff</i> <i>***AFC Championship</i>	2010—Raiders, 33-3 (O) 2014—Seahawks, 30-24 (S)
2006—Jets, 23-3 (NY) 2008—Raiders, 16-13 (O) OT	<b>*LAS VEGAS vs. SAN FRANCISCO</b> RS: Series tied, 7-7	2018—Seahawks, 27-3 (London) (RS Pts.—Raiders 1,177, Seahawks 1,135) (PS Pts.—Raiders 37, Seahawks 27)
2009—Jets, 38-0 (O) 2011—Raiders, 34-24 (O)	1970—49ers, 38-7 (O) 1974—Raiders, 35-24 (SF)	<i>*Franchise in Los Angeles from 1982-94 and in Oakland from 1960-81 and from 1995-2019</i> <i>**AFC Championship</i> <i>***AFC First-Round Playoff</i>
2013—Jets, 37-27 (NY) 2014—Jets, 19-14 (NY)	1979—Raiders, 23-10 (O) 1982—Raiders, 23-17 (SF)	<b>*LAS VEGAS vs. TAMPA BAY</b> RS: Raiders lead series, 7-3; PS: Buccaneers lead series, 1-0
2015—Raiders, 34-20 (O) 2017—Raiders, 45-20 (O)	1985—49ers, 34-10 (LA) 1988—Raiders, 9-3 (SF)	1976—Raiders, 49-16 (O) 1981—Raiders, 18-16 (O)
2019—Jets, 34-3 (NY) 2020—Raiders, 31-28 (NY)	1991—Raiders, 12-6 (LA) 1994—49ers, 44-14 (SF)	1993—Raiders, 27-20 (LA) 1996—Buccaneers, 20-17 (TB) OT
(RS Pts.—Raiders 1,039, Jets 980) (PS Pts.—Raiders 105, Jets 78)	2000—Raiders, 34-28 (SF) OT 2002—49ers, 23-20 (O) OT	1999—Raiders, 45-0 (O) 2002—**Buccaneers, 48-21 (San Diego)
<i>*Franchise in Los Angeles from 1982-94 and in Oakland from 1960-81 and from 1995-2019</i> <i>**Jets known as Titans prior to 1963</i> <i>***AFL Championship</i> <i>****AFC Second-Round Playoff</i> <i>*****AFC First-Round Playoff</i>	2006—49ers, 34-20 (SF) 2010—49ers, 17-9 (SF) 2014—Raiders, 24-13 (O)	2004—Raiders, 30-20 (O) 2008—Raiders, 31-24 (TB) 2012—Buccaneers, 42-32 (O)
<b>*LAS VEGAS vs. PHILADELPHIA</b> RS: Eagles lead series, 7-6; PS: Raiders lead series, 1-0	2018—49ers, 34-3 (SF) (RS Pts.—49ers 325, Raiders 243) <i>*Franchise in Los Angeles from 1982-94 and in Oakland from 1960-81 and from 1995-2019</i>	2016—Raiders, 30-24 (TB) OT 2020—Buccaneers, 45-20 (LV) (RS Pts.—Raiders 299, Buccaneers 227) (PS Pts.—Buccaneers 48, Raiders 21)
1971—Raiders, 34-10 (O) 1976—Raiders, 26-7 (P) 1980—Eagles, 10-7 (P) **Raiders, 27-10 (New Orleans)	<b>*LAS VEGAS vs. SEATTLE</b> RS: Raiders lead series, 28-25; PS: Series tied, 1-1	<i>*Franchise in Los Angeles from 1982-94 and in Oakland from 1960-81 and from 1995-2019</i> <i>**Super Bowl XXXVII</i>
1986—Eagles, 33-27 (LA) OT 1989—Eagles, 10-7 (P)	1977—Raiders, 44-7 (O) 1978—Seahawks, 27-7 (S) Seahawks, 17-16 (O)	<b>*LAS VEGAS vs. **TENNESSEE</b> RS: Raiders lead series, 26-21; PS: Raiders lead series, 4-0
1992—Eagles, 31-10 (P) 1995—Raiders, 48-17 (O)	1979—Seahawks, 27-10 (S) Seahawks, 29-24 (O)	1960—Oilers, 37-22 (O) Raiders, 14-13 (H)
2001—Raiders, 20-10 (P) 2005—Eagles, 23-20 (P)	1980—Raiders, 33-14 (O) Raiders, 19-17 (S)	1961—Oilers, 55-0 (H) Oilers, 47-16 (O)
2009—Raiders, 13-9 (O) 2013—Eagles, 49-20 (O)	1981—Raiders, 20-10 (O) Raiders, 32-31 (S)	1962—Oilers, 28-20 (O) Oilers, 32-17 (H)
2017—Eagles, 19-10 (P) 2021—Raiders, 33-22 (LV)	1982—Raiders, 28-23 (LA) 1983—Seahawks, 38-36 (S)	1963—Raiders, 24-13 (H) Raiders, 52-49 (O)
(RS Pts.—Raiders 275, Eagles 250) (PS Pts.—Raiders 27, Eagles 10)	Seahawks, 34-21 (LA) **Raiders, 30-14 (LA)	1964—Oilers, 42-28 (H) Raiders, 20-10 (O)
<i>*Franchise in Los Angeles from 1982-94 and in Oakland from 1960-81 and from 1995-2019</i> <i>**Super Bowl XV</i>	1984—Raiders, 28-14 (LA) Seahawks, 17-14 (S) ***Seahawks, 13-7 (S)	1965—Raiders, 21-17 (O) Raiders, 33-21 (H)
<b>*LAS VEGAS vs. PITTSBURGH</b> RS: Raiders lead series, 14-10; PS: Series tied, 3-3	1985—Seahawks, 33-3 (S) Raiders, 13-3 (LA)	1966—Oilers, 31-0 (H) Raiders, 38-23 (O)
1970—Raiders, 31-14 (O)	1986—Raiders, 14-10 (LA) Seahawks, 37-0 (S)	

## ALL-TIME TEAM VS. TEAM RESULTS

1967—Raiders, 19-7 (H)

\*\*\*Raiders, 40-7 (O)

1968—Raiders, 24-15 (H)

1969—Raiders, 21-17 (O)

\*\*\*\*Raiders, 56-7 (O)

1971—Raiders, 41-21 (O)

1972—Raiders, 34-0 (H)

1973—Raiders, 17-6 (H)

1975—Oilers, 27-26 (O)

1976—Raiders, 14-13 (H)

1977—Raiders, 34-29 (O)

1978—Raiders, 21-17 (O)

1979—Oilers, 31-17 (H)

1980—\*\*\*\*Raiders, 27-7 (O)

1981—Oilers, 17-16 (H)

1983—Raiders, 20-6 (LA)

1984—Raiders, 24-14 (H)

1986—Raiders, 28-17 (H)

1988—Oilers, 38-35 (H)

1989—Oilers, 23-7 (H)

1991—Oilers, 47-17 (H)

1994—Raiders, 17-14 (LA)

1997—Oilers, 24-21 (T) OT

1999—Titans, 21-14 (T)

2001—Titans, 13-10 (O)

2002—Raiders, 52-25 (O)

\*\*\*\*\*Raiders, 41-24 (O)

2003—Titans, 25-20 (T)

2004—Raiders, 40-35 (O)

2005—Raiders, 34-25 (T)

2007—Titans, 13-9 (T)

2010—Titans, 38-13 (T)

2013—Titans, 23-19 (O)

2015—Raiders, 24-21 (T)

2016—Raiders, 17-10 (T)

2017—Raiders, 26-16 (T)

2019—Titans, 42-21 (O)

(RS Pts.—Titans 1108, Raiders 1,057)

(PS Pts.—Raiders 164, Titans 45)

*\*Franchise in Los Angeles from 1982-94 and in**Oakland from 1960-81 and from 1995-2019**\*\*Franchise in Houston prior to 1997; known**as Oilers prior to 1999**\*\*\*AFL Championship**\*\*\*\*Inter-Divisional Playoff**\*\*\*\*\*AFC First-Round Playoff**\*\*\*\*\*AFC Championship***\*LAS VEGAS vs. \*\*WASHINGTON**

RS: Series tied, 7-7;

PS: Raiders lead series, 1-0

1970—Raiders, 34-20 (O)

1975—Raiders, 26-23 (W) OT

1980—Raiders, 24-21 (O)

1983—Redskins, 37-35 (W)

\*\*\*Raiders, 38-9 (Tampa)

1986—Redskins, 10-6 (W)

1989—Raiders, 37-24 (LA)

1992—Raiders, 21-20 (W)

1995—Raiders, 20-8 (W)

1998—Redskins, 29-19 (O)

2005—Raiders, 16-13 (W)

2009—Redskins, 34-13 (O)

2013—Redskins, 24-14 (O)

2017—Redskins, 27-10 (W)

2021—Washington, 17-15 (LV)

(RS Pts.—Commanders 307, Raiders 290)

(PS Pts.—Raiders 38, Commanders 9)

*\*Franchise in Los Angeles from 1982-94 and in**Oakland from 1960-81 and from 1995-2019**\*\*Franchise known as Redskins prior to**2020; known as Washington Football Team**prior to 2022**\*\*\*Super Bowl XVIII***L.A. CHARGERS vs. ARIZONA**

RS: Chargers lead series, 10-4;

See Arizona vs. L.A. Chargers

**L.A. CHARGERS vs. ATLANTA**

RS: Falcons lead series, 8-3;

See Atlanta vs. L.A. Chargers

**L.A. CHARGERS vs. BALTIMORE**

RS: Ravens lead series, 8-5;

PS: Chargers lead series, 1-0;

See Baltimore vs. L.A. Chargers

**L.A. CHARGERS vs. BUFFALO**

RS: Chargers lead series, 24-11-2;

PS: Bills lead series, 2-1;

See Buffalo vs. L.A. Chargers

**L.A. CHARGERS vs. CAROLINA**

RS: Panthers lead series, 6-1;

See Carolina vs. L.A. Chargers

**L.A. CHARGERS vs. CHICAGO**

RS: Bears lead series, 7-6;

See Chicago vs. L.A. Chargers

**L.A. CHARGERS vs. CINCINNATI**

RS: Chargers lead series, 22-14;

PS: Series tied, 1-1;

See Cincinnati vs. L.A. Chargers

**L.A. CHARGERS vs. CLEVELAND**

RS: Chargers lead series, 18-9-1;

See Cleveland vs. L.A. Chargers

**L.A. CHARGERS vs. DALLAS**

RS: Cowboys lead series, 7-5;

See Dallas vs. L.A. Chargers

**L.A. CHARGERS vs. DENVER**

RS: Broncos lead series, 69-54-1;

PS: Broncos lead series, 1-0;

See Denver vs. L.A. Chargers

**L.A. CHARGERS vs. DETROIT**

RS: Chargers lead series, 7-5;

See Detroit vs. L.A. Chargers

**L.A. CHARGERS vs. GREEN BAY**

RS: Packers lead series, 10-2;

See Green Bay vs. L.A. Chargers

**L.A. CHARGERS vs. HOUSTON**

RS: Chargers lead series, 5-3;

See Houston vs. L.A. Chargers

**L.A. CHARGERS vs. INDIANAPOLIS**

RS: Chargers lead series, 17-10;

PS: Chargers lead series, 2-1;

See Indianapolis vs. L.A. Chargers

**L.A. CHARGERS vs. JACKSONVILLE**

RS: Chargers lead series, 9-3;

See Jacksonville vs. L.A. Chargers

**L.A. CHARGERS vs. KANSAS CITY**

RS: Chiefs lead series, 65-57-1;

PS: Chargers lead series, 1-0;

See Kansas City vs. L.A. Chargers

**L.A. CHARGERS vs. LAS VEGAS**

RS: Raiders lead series, 66-56-2;

PS: Raiders lead series, 1-0;

See Las Vegas vs. L.A. Chargers

**\*L.A. CHARGERS vs. \*\*L.A. RAMS**

RS: Rams lead series, 7-5

1970—Rams, 37-10 (LA)

1975—Rams, 13-10 (SD) OT

1979—Chargers, 40-16 (LA)

1988—Chargers, 38-24 (LA)

1991—Rams, 30-24 (LA)

1994—Chargers, 31-17 (SD)

2000—Rams, 57-31 (StL)

2002—Rams, 28-24 (StL)

2006—Chargers, 38-24 (SD)

2010—Rams, 20-17 (StL)

2014—Chargers, 27-24 (SD)

2018—Rams, 35-23 (LAR)

(RS Pts.—Rams 325, Chargers 313)

*\*Franchise in San Diego from 1961-2016**\*\*Franchise in St. Louis from 1995-2015***\*L.A. CHARGERS vs. MIAMI**

RS: Dolphins lead series, 17-14;

PS: Series tied, 2-2

1966—Chargers, 44-10 (SD)

1967—Chargers, 24-0 (SD)

Dolphins, 41-24 (M)

1968—Chargers, 34-28 (SD)

1969—Chargers, 21-14 (M)

1972—Dolphins, 24-10 (M)

1974—Dolphins, 28-21 (SD)

1977—Chargers, 14-13 (M)

1978—Dolphins, 28-21 (SD)

1980—Chargers, 27-24 (M) OT

1981—\*\*Chargers, 41-38 (M) OT

1982—\*\*\*Dolphins, 34-13 (M)

1984—Chargers, 34-28 (SD) OT

1986—Chargers, 50-28 (SD)

1988—Dolphins, 31-28 (M)

1991—Chargers, 38-30 (SD)

1992—\*\*Dolphins, 31-0 (M)

1993—Chargers, 45-20 (SD)

1994—\*\*Chargers, 22-21 (SD)

1995—Dolphins, 24-14 (SD)

1999—Dolphins, 12-9 (M)

2000—Dolphins, 17-7 (SD)

2002—Dolphins, 30-3 (M)

2003—Dolphins, 26-10 (Arizona)

2005—Dolphins, 23-21 (SD)

2008—Dolphins, 17-10 (M)

2009—Chargers, 23-13 (SD)

2011—Chargers, 26-16 (SD)

2013—Dolphins, 20-16 (M)

2014—Dolphins, 37-0 (M)

2015—Chargers, 30-14 (SD)

2016—Dolphins, 31-24 (SD)

2017—Dolphins, 19-17 (LAC)

2019—Chargers, 30-10 (M)

2020—Dolphins, 29-21 (M)

(RS Pts.—Chargers 696, Dolphins 685)

(PS Pts.—Dolphins 124, Chargers 76)

*\*Franchise in San Diego from 1961-2016**\*\*AFC Divisional Playoff**\*\*\*AFC Second-Round Playoff***\*L.A. CHARGERS vs. MINNESOTA**

RS: Vikings lead series, 8-6

1971—Chargers, 30-14 (SD)

1975—Vikings, 28-13 (M)

1978—Chargers, 13-7 (M)

1981—Vikings, 33-31 (SD)

1984—Chargers, 42-13 (M)

1985—Vikings, 21-17 (M)

1993—Chargers, 30-17 (M)

1999—Vikings, 35-27 (M)

2003—Chargers, 42-28 (SD)

2007—Vikings, 35-17 (M)

2011—Chargers, 24-17 (SD)

2015—Vikings, 31-14 (M)

2019—Vikings, 39-10 (LA)

2021—Vikings, 27-20 (LA)

(RS Pts.—Vikings 345, Chargers, 330)

*\*Franchise in San Diego from 1961-2016***\*L.A. CHARGERS vs. \*\*NEW ENGLAND**

RS: Patriots lead series, 24-14-2;

PS: Patriots lead series, 3-1

1960—Patriots, 35-0 (LA)

Chargers, 45-16 (B)

1961—Chargers, 38-27 (B)

Patriots, 41-0 (SD)

1962—Patriots, 24-20 (B)

Patriots, 20-14 (SD)

1963—Chargers, 17-13 (SD)

Chargers, 7-6 (B)

\*\*\*Chargers, 51-10 (SD)

1964—Patriots, 33-28 (SD)

Chargers, 26-17 (B)

1965—Tie, 10-10 (B)

Patriots, 22-6 (SD)

1966—Chargers, 24-0 (SD)

Patriots, 35-17 (B)

1967—Chargers, 28-14 (SD)

Tie, 31-31 (SD)

1968—Chargers, 27-17 (B)

1969—Chargers, 13-10 (B)

Chargers, 28-18 (SD)



## ALL-TIME TEAM VS. TEAM RESULTS

1970—Chargers, 16-14 (B)  
 1973—Patriots, 30-14 (NE)  
 1975—Patriots, 33-19 (SD)  
 1977—Patriots, 24-20 (SD)  
 1978—Patriots, 28-23 (NE)  
 1979—Patriots, 27-21 (NE)  
 1983—Patriots, 37-21 (NE)  
 1994—Patriots, 23-17 (SD)  
 1996—Patriots, 45-7 (SD)  
 1997—Patriots, 41-7 (NE)  
 2001—Patriots, 29-26 (NE) OT  
 2002—Chargers, 21-14 (SD)  
 2005—Chargers, 41-17 (NE)  
 2006—\*\*\*\*Patriots, 24-21 (SD)  
 2007—Patriots, 38-14 (NE)  
 \*\*\*\*Patriots, 21-12 (NE)  
 2008—Chargers, 30-10 (SD)  
 2010—Patriots, 23-20 (SD)  
 2011—Patriots, 35-21 (SD)  
 2014—Patriots, 23-14 (SD)  
 2017—Patriots, 21-13 (NE)  
 2018—\*\*\*\*Patriots, 41-28 (NE)  
 2020—Patriots, 45-0 (LA)  
 2021—Patriots, 27-24 (LA)  
 (RS Pts.—Patriots 976, Chargers 771)  
 (PS Pts.—Chargers 112, Patriots 96)  
*\*Franchise in San Diego from 1961-2016*  
*\*\*Franchise in Boston prior to 1971*  
 \*\*\*AFL Championship  
 \*\*\*\*AFC Divisional Playoff  
 \*\*\*\*\*AFC Championship  
**\*L.A. CHARGERS vs. NEW ORLEANS**  
 RS: Chargers lead series, 7-6  
 1973—Chargers, 17-14 (SD)  
 1977—Chargers, 14-0 (NO)  
 1979—Chargers, 35-0 (NO)  
 1988—Saints, 23-17 (SD)  
 1991—Chargers, 24-21 (SD)  
 1994—Chargers, 36-22 (NO)  
 1997—Chargers, 20-6 (NO)  
 2000—Saints, 28-27 (SD)  
 2004—Chargers, 43-17 (SD)  
 2008—Saints, 37-32 (London)  
 2012—Saints, 31-24 (NO)  
 2016—Saints, 35-34 (SD)  
 2020—Saints, 30-27 (NO) OT  
 (RS Pts.—Chargers 350, Saints 264)  
*\*Franchise in San Diego from 1961-2016*  
**\*L.A. CHARGERS vs. N.Y. GIANTS**  
 RS: Chargers lead series, 8-5  
 1971—Giants, 35-17 (NY)  
 1975—Giants, 35-24 (NY)  
 1980—Chargers, 44-7 (SD)  
 1983—Chargers, 41-34 (NY)  
 1986—Giants, 20-7 (NY)  
 1989—Giants, 20-13 (SD)  
 1995—Chargers, 27-17 (NY)  
 1998—Giants, 34-16 (SD)  
 2005—Chargers, 45-23 (SD)  
 2009—Chargers, 21-20 (NY)  
 2013—Chargers, 37-14 (SD)  
 2017—Chargers, 27-22 (NY)  
 2021—Chargers, 37-21 (LA)  
 (RS Pts.—Chargers 356, Giants 302)  
*\*Franchise in San Diego from 1961-2016*  
**\*L.A. CHARGERS vs. \*\*N.Y. JETS**  
 RS: Chargers lead series, 23-12-1;  
 PS: Jets lead series, 2-0  
 1960—Chargers, 21-7 (NY)  
 Chargers, 50-43 (LA)  
 1961—Chargers, 25-10 (NY)  
 Chargers, 48-13 (SD)  
 1962—Chargers, 40-14 (SD)  
 Titans, 23-3 (NY)  
 1963—Chargers, 24-20 (SD)  
 Chargers, 53-7 (NY)  
 1964—Tie, 17-17 (NY)  
 Chargers, 38-3 (SD)

1965—Chargers, 34-9 (NY)  
 Chargers, 38-7 (SD)  
 1966—Jets, 17-16 (NY)  
 Chargers, 42-27 (SD)  
 1967—Jets, 42-31 (SD)  
 1968—Jets, 23-20 (NY)  
 Jets, 37-15 (SD)  
 1969—Chargers, 34-27 (SD)  
 1971—Chargers, 49-21 (SD)  
 1974—Jets, 27-14 (NY)  
 1975—Chargers, 24-16 (SD)  
 1983—Jets, 41-29 (SD)  
 1989—Jets, 20-17 (SD)  
 1990—Chargers, 39-3 (NY)  
 Chargers, 38-17 (SD)  
 1991—Jets, 24-3 (NY)  
 1994—Chargers, 21-6 (NY)  
 2002—Jets, 44-13 (SD)  
 2004—Jets, 34-28 (SD)  
 \*\*\*Jets, 20-17 (SD) OT  
 2005—Chargers, 31-26 (NY)  
 2008—Chargers, 48-29 (SD)  
 2009—\*\*\*\*Jets, 17-14 (SD)  
 2011—Jets, 27-21 (NY)  
 2012—Chargers, 27-17 (NY)  
 2014—Chargers, 31-0 (SD)  
 2017—Chargers, 14-7 (NY)  
 2020—Chargers, 34-28 (LA)  
 (RS Pts.—Chargers 1,030, Jets 733)  
 (PS Pts.—Jets 37, Chargers 31)  
*\*Franchise in San Diego from 1961-2016*  
*\*\*Jets known as Titans prior to 1963*  
 \*\*\*AFC First-Round Playoff  
 \*\*\*\*AFC Divisional Playoff  
**\*L.A. CHARGERS vs. PHILADELPHIA**  
 RS: Chargers lead series, 8-5  
 1974—Eagles, 13-7 (SD)  
 1980—Chargers, 22-21 (SD)  
 1985—Chargers, 20-14 (SD)  
 1986—Eagles, 23-7 (P)  
 1989—Chargers, 20-17 (SD)  
 1995—Chargers, 27-21 (P)  
 1998—Chargers, 13-10 (SD)  
 2001—Eagles, 24-14 (P)  
 2005—Eagles, 20-17 (P)  
 2009—Chargers, 31-23 (SD)  
 2013—Chargers, 33-30 (P)  
 2017—Eagles, 26-24 (LA)  
 2021—Chargers, 27-24 (P)  
 (RS Pts.—Eagles 266, Chargers 262)  
*\*Franchise in San Diego from 1961-2016*  
**\*L.A. CHARGERS vs. PITTSBURGH**  
 RS: Steelers lead series, 23-9-1  
 PS: Chargers lead series, 2-1  
 1971—Steelers, 21-17 (P)  
 1972—Steelers, 24-2 (SD)  
 1973—Steelers, 38-21 (P)  
 1975—Steelers, 37-0 (SD)  
 1976—Steelers, 23-0 (P)  
 1977—Steelers, 10-9 (SD)  
 1979—Chargers, 35-7 (SD)  
 1980—Chargers, 26-17 (SD)  
 1982—\*\*Chargers, 31-28 (P)  
 1983—Steelers, 26-3 (P)  
 1984—Steelers, 52-24 (P)  
 1985—Chargers, 54-44 (SD)  
 1987—Steelers, 20-16 (SD)  
 1988—Chargers, 20-14 (SD)  
 1989—Steelers, 20-17 (P)  
 1990—Steelers, 36-14 (P)  
 1991—Steelers, 26-20 (P)  
 1992—Steelers, 23-6 (SD)  
 1993—Steelers, 16-3 (P)  
 1994—Chargers, 37-34 (SD)  
 \*\*\*Chargers, 17-13 (P)  
 1995—Steelers, 31-16 (P)  
 1996—Steelers, 16-3 (P)  
 2000—Steelers, 34-21 (SD)

2003—Steelers, 40-24 (P)  
 2005—Steelers, 24-22 (SD)  
 2006—Chargers, 23-13 (SD)  
 2008—Steelers, 11-10 (P)  
 \*\*\*\*Steelers, 35-24 (P)  
 2009—Steelers, 38-28 (P)  
 2012—Chargers, 34-24 (P)  
 2015—Steelers, 24-20 (SD)  
 2018—Chargers, 33-30 (P)  
 2019—Steelers, 24-17 (LA)  
 2021—Chargers, 41-37 (LA)  
 (RS Pts.—Steelers 834, Chargers 616)  
 (PS Pts.—Steelers 76, Chargers 72)  
*\*Franchise in San Diego from 1961-2016*  
 \*\*AFC First-Round Playoff  
 \*\*\*AFC Championship  
 \*\*\*\*AFC Divisional Playoff  
**\*\*L.A. CHARGERS vs. SAN FRANCISCO**  
 RS: Chargers lead series, 8-6;  
 PS: 49ers lead series, 1-0  
 1972—49ers, 34-3 (SF)  
 1976—Chargers, 13-7 (SD) OT  
 1979—Chargers, 31-9 (SD)  
 1982—Chargers, 41-37 (SF)  
 1988—49ers, 48-10 (SD)  
 1991—49ers, 34-14 (SF)  
 1994—49ers, 38-15 (SD)  
 \*\*49ers, 49-26 (South Florida)  
 1997—49ers, 17-10 (SF)  
 2000—49ers, 45-17 (SD)  
 2002—Chargers, 20-17 (SD) OT  
 2006—Chargers, 48-19 (SF)  
 2010—Chargers, 34-7 (SD)  
 2014—Chargers, 38-35 (SF) OT  
 2018—Chargers, 29-27 (LA)  
 (RS Pts.—49ers 374, Chargers 323)  
 (PS Pts.—49ers 49, Chargers 26)  
*\*Franchise in San Diego from 1961-2016*  
*\*\*Super Bowl XXIX*  
**\*L.A. CHARGERS vs. SEATTLE**  
 RS: Seahawks lead series, 26-25  
 1977—Chargers, 30-28 (Sea)  
 1978—Chargers, 24-20 (Sea)  
 Chargers, 37-10 (SD)  
 1979—Chargers, 33-16 (Sea)  
 Chargers, 20-10 (SD)  
 1980—Chargers, 34-13 (Sea)  
 Chargers, 21-14 (SD)  
 1981—Chargers, 24-10 (SD)  
 Seahawks, 44-23 (Sea)  
 1983—Seahawks, 34-31 (Sea)  
 Chargers, 28-21 (SD)  
 1984—Seahawks, 31-17 (Sea)  
 Seahawks, 24-0 (SD)  
 1985—Seahawks, 49-35 (SD)  
 Seahawks, 26-21 (Sea)  
 1986—Seahawks, 33-7 (Sea)  
 Seahawks, 34-24 (SD)  
 1987—Seahawks, 34-3 (Sea)  
 1988—Chargers, 17-6 (SD)  
 Seahawks, 17-14 (Sea)  
 1989—Seahawks, 17-16 (SD)  
 Seahawks, 10-7 (Sea)  
 1990—Chargers, 31-14 (Sea)  
 Seahawks, 13-10 (SD) OT  
 1991—Seahawks, 20-9 (Sea)  
 Chargers, 17-14 (SD)  
 1992—Chargers, 17-6 (SD)  
 Chargers, 31-14 (Sea)  
 1993—Chargers, 18-12 (SD)  
 Seahawks, 31-14 (Sea)  
 1994—Chargers, 24-10 (Sea)  
 Chargers, 35-15 (SD)  
 1995—Chargers, 14-10 (SD)  
 Chargers, 35-25 (Sea)  
 1996—Chargers, 29-7 (SD)  
 Seahawks, 32-13 (Sea)

## ALL-TIME TEAM VS. TEAM RESULTS

1997—Seahawks, 26-22 (Sea)  
Seahawks, 37-31 (SD)

1998—Seahawks, 27-20 (SD)  
Seahawks, 38-17 (Sea)

1999—Chargers, 13-10 (SD)  
Chargers, 19-16 (Sea)

2000—Seahawks, 20-12 (SD)  
Seahawks, 17-15 (Sea)

2001—Seahawks, 13-10 (Sea) OT  
Seahawks, 25-22 (SD)

2002—Seahawks, 31-28 (SD) OT

2006—Chargers, 20-17 (Sea)

2010—Seahawks, 27-20 (Sea)

2014—Chargers, 30-21 (SD)

2018—Chargers, 25-17 (S)  
(RS Pts.—Seahawks 1,067, Chargers 1,066)  
*\*Franchise in San Diego from 1961-2016*

**\*L.A. CHARGERS vs. TAMPA BAY**  
RS: Chargers lead series, 8-4

1976—Chargers, 23-0 (TB)

1981—Chargers, 24-23 (TB)

1987—Chargers, 17-13 (TB)

1990—Chargers, 41-10 (SD)

1992—Chargers, 29-14 (SD)

1993—Chargers, 32-17 (TB)

1996—Buccaneers, 25-17 (SD)

2004—Chargers, 31-24 (SD)

2008—Chargers, 41-24 (TB)

2012—Buccaneers, 34-24 (TB)

2016—Buccaneers, 28-21 (SD)

2020—Buccaneers, 38-31 (TB)  
(RS Pts.—Chargers 331, Buccaneers 250)  
*\*Franchise in San Diego from 1961-2016*

**\*L.A. CHARGERS vs. \*\*TENNESSEE**  
RS: Chargers lead series, 27-15-1;  
PS: Titans lead series, 3-1

1960—Oilers, 38-28 (H)  
Chargers, 24-21 (LA)  
\*\*\*Oilers, 24-16 (H)

1961—Chargers, 34-24 (SD)  
Oilers, 33-13 (H)  
\*\*\*Oilers, 10-3 (SD)

1962—Oilers, 42-17 (SD)  
Oilers, 33-27 (H)

1963—Chargers, 27-0 (SD)  
Chargers 20-14 (H)

1964—Chargers, 27-21 (SD)  
Chargers, 20-17 (H)

1965—Chargers, 31-14 (SD)  
Chargers, 37-26 (H)

1966—Chargers, 28-22 (H)

1967—Chargers, 13-3 (SD)  
Oilers, 24-17 (H)

1968—Chargers, 30-14 (SD)

1969—Chargers, 21-17 (H)

1970—Tie, 31-31 (SD)

1971—Oilers, 49-33 (H)

1972—Chargers, 34-20 (SD)

1974—Oilers, 21-14 (H)

1975—Oilers, 33-17 (H)

1976—Chargers, 30-27 (SD)

1978—Chargers, 45-24 (H)

1979—\*\*\*\*Oilers, 17-14 (SD)

1984—Chargers, 31-14 (SD)

1985—Oilers, 37-35 (H)

1986—Chargers, 27-0 (SD)

1987—Oilers, 33-18 (H)

1989—Oilers, 34-27 (SD)

1990—Oilers, 17-7 (SD)

1992—Oilers, 27-0 (H)

1993—Chargers, 18-17 (SD)

1998—Chargers, 13-7 (T)

2004—Chargers, 38-17 (SD)

2006—Chargers, 40-7 (SD)

2007—Chargers, 23-17 (T) OT  
\*\*\*\*\*Chargers, 17-6 (SD)

2009—Chargers, 42-17 (T)

2010—Chargers, 33-25 (SD)

2012—Chargers, 38-10 (SD)

2013—Titans, 20-17 (T)

2016—Chargers, 43-35 (SD)

2018—Chargers, 20-19 (London)

2019—Titans, 23-20 (T)  
(RS Pts.—Chargers 1,108, Titans 944)  
(PS Pts.—Titans 57, Chargers 50)  
*\*Franchise in San Diego from 1961-2016*  
*\*\*Franchise in Houston prior to 1997; known as Oilers prior to 1999*  
*\*\*\*AFL Championship*  
*\*\*\*\*AFC Divisional Playoff*  
*\*\*\*\*\*AFC First-Round Playoff*

**\*L.A. CHARGERS vs. \*\*WASHINGTON**  
RS: Commanders lead series, 7-5

1973—Redskins, 38-0 (W)

1980—Redskins, 40-17 (W)

1983—Redskins, 27-24 (SD)

1986—Redskins, 30-27 (SD)

1989—Redskins, 26-21 (W)

1998—Redskins, 24-20 (W)

2001—Chargers, 30-3 (SD)

2005—Chargers, 23-17 (W) OT

2009—Chargers, 23-20 (SD)

2013—Redskins, 30-24 (W) OT

2017—Chargers, 30-13 (LA)

2021—Chargers, 20-16 (W)  
(RS Pts.—Commanders 268, Chargers 239)  
*\*Franchise in San Diego from 1961-2016*  
*\*\*Franchise known as Redskins prior to 2020; known as Washington Football Team prior to 2022*

**L.A. RAMS vs. ARIZONA**  
RS: Rams lead series, 45-39-2;  
PS: Rams lead series, 2-0;  
See Arizona vs. L.A. Rams

**L.A. RAMS vs. ATLANTA**  
RS: Rams lead series, 48-28-2;  
PS: Falcons lead series, 2-0;  
See Atlanta vs. L.A. Rams

**L.A. RAMS vs. BALTIMORE**  
RS: Ravens lead series, 5-3;  
See Baltimore vs. L.A. Rams

**L.A. RAMS vs. BUFFALO**  
RS: Bills lead series, 8-5;  
See Buffalo vs. L.A. Rams

**L.A. RAMS vs. CAROLINA**  
RS: Panthers lead series, 12-9;  
PS: Panthers lead series, 1-0;  
See Carolina vs. L.A. Rams

**L.A. RAMS vs. CHICAGO**  
RS: Bears lead series, 53-38-3;  
PS: Series tied, 1-1;  
See Chicago vs. L.A. Rams

**L.A. RAMS vs. CINCINNATI**  
RS: Bengals lead series, 8-6;  
PS: Rams lead series, 1-0  
See Cincinnati vs. L.A. Rams

**L.A. RAMS vs. CLEVELAND**  
RS: Rams lead series, 12-9;  
PS: Browns lead series, 2-1;  
See Cleveland vs. L.A. Rams

**L.A. RAMS vs. DALLAS**  
RS: Cowboys lead series, 14-13;  
PS: Rams lead series, 5-4;  
See Dallas vs. L.A. Rams

**L.A. RAMS vs. DENVER**  
RS: Rams lead series, 9-5;  
See Denver vs. L.A. Rams

**L.A. RAMS vs. DETROIT**  
RS: Rams lead series, 45-40-1;  
PS: Lions lead series, 1-0;  
See Detroit vs. L.A. Rams

**L.A. RAMS vs. GREEN BAY**  
RS: Series tied, 46-46-2;  
PS: Packers lead series, 2-1;  
See Green Bay vs. L.A. Rams

**L.A. RAMS vs. HOUSTON**  
RS: Rams lead series, 4-1;  
See Houston vs. L.A. Rams

**L.A. RAMS vs. INDIANAPOLIS**  
RS: Colts lead series, 23-20-2;  
See Indianapolis vs. L.A. Rams

**L.A. RAMS vs. JACKSONVILLE**  
RS: Rams lead series, 5-1;  
See Jacksonville vs. L.A. Rams

**L.A. RAMS vs. KANSAS CITY**  
RS: Chiefs lead series; 7-5;  
See Kansas City vs. L.A. Rams

**L.A. RAMS vs. LAS VEGAS**  
RS: Raiders lead series, 8-6;  
See Las Vegas vs. L.A. Rams

**L.A. RAMS vs. L.A. CHARGERS**  
RS: Rams lead series, 7-5;  
See L.A. Chargers vs. L.A. Rams

**\*L.A. RAMS vs. MIAMI**  
RS: Dolphins lead series, 12-2

1971—Dolphins, 20-14 (LA)

1976—Rams, 31-28 (M)

1980—Dolphins, 35-14 (LA)

1983—Dolphins, 30-14 (M)

1986—Dolphins, 37-31 (LA) OT

1992—Dolphins, 26-10 (M)

1995—Dolphins, 41-22 (StL)

1998—Dolphins, 14-0 (M)

2001—Rams, 42-10 (StL)

2004—Dolphins, 31-14 (M)

2008—Dolphins, 16-12 (StL)

2012—Dolphins, 17-14 (M)

2016—Dolphins, 14-10 (LA)

2020—Dolphins, 28-17 (M)  
(RS Pts.—Dolphins 347, Rams 245)  
*\*Franchise in St. Louis from 1995-2015*

**\*L.A. RAMS vs. MINNESOTA**  
RS: Vikings lead series, 22-16-2;  
PS: Vikings lead series, 5-2

1961—Rams, 31-17 (LA)  
Vikings, 42-21 (M)

1962—Vikings, 38-14 (LA)  
Tie, 24-24 (M)

1963—Rams, 27-24 (LA)  
Vikings, 21-13 (M)

1964—Rams, 22-13 (LA)  
Vikings, 34-13 (M)

1965—Vikings, 38-35 (LA)  
Vikings, 24-13 (M)

1966—Vikings, 35-7 (M)  
Rams, 21-6 (LA)

1967—Rams, 39-3 (LA)

1968—Rams, 31-3 (M)

1969—Vikings, 20-13 (LA)  
\*\*\*Vikings, 23-20 (M)

1970—Vikings, 13-3 (M)

1972—Vikings, 45-41 (LA)

1973—Vikings, 10-9 (M)

1974—Rams, 20-17 (LA)  
\*\*\*Vikings, 14-10 (M)

1976—Tie, 10-10 (M) OT  
\*\*\*Vikings, 24-13 (M)

1977—Rams, 35-3 (LA)  
\*\*\*\*Vikings, 14-7 (LA)

1978—Rams, 34-17 (M)  
\*\*\*\*Rams, 34-10 (LA)

1979—Rams, 27-21 (LA) OT

1985—Rams, 13-10 (LA)

1987—Vikings, 21-16 (LA)

1988—\*\*\*\*Vikings, 28-17 (M)

1989—Vikings, 23-21 (M) OT

1991—Vikings, 20-14 (M)

1992—Vikings, 31-17 (LA)

1998—Vikings, 38-31 (StL)

1999—\*\*\*\*Rams, 49-37 (StL)

2000—Rams, 40-29 (StL)

2003—Rams, 48-17 (StL)

2005—Vikings, 27-13 (M)

## ALL-TIME TEAM VS. TEAM RESULTS

2006—Rams, 41-21 (M)  
 2009—Vikings, 38-10 (StL)  
 2012—Vikings, 36-22 (StL)  
 2014—Vikings, 34-6 (StL)  
 2015—Vikings, 21-18 (M) OT  
 2017—Vikings, 24-7 (M)  
 2018—Rams, 38-31 (LA)  
 2021—Rams, 30-23 (M)  
 (RS Pts.—Vikings 922, Rams 888)  
 (PS Pts.—Rams 150, Vikings 150)  
*\*Franchise in St. Louis from 1995-2015*  
*\*\*Conference Championship*  
*\*\*\*NFC Championship*  
*\*\*\*\*NFC Divisional Playoff*  
*\*\*\*\*\*NFC First-Round Playoff*  
**\*L.A. RAMS vs. NEW ENGLAND**  
 RS: Patriots lead series, 7-6;  
 PS: Patriots lead series, 2-0  
 1974—Patriots, 20-14 (NE)  
 1980—Rams, 17-14 (NE)  
 1983—Patriots, 21-7 (LA)  
 1986—Patriots, 30-28 (LA)  
 1989—Rams, 24-20 (NE)  
 1992—Rams, 14-0 (LA)  
 1998—Rams, 32-18 (StL)  
 2001—Rams, 24-17 (NE)  
 \*\*Patriots, 20-17 (New Orleans)  
 2004—Patriots, 40-22 (StL)  
 2008—Patriots, 23-16 (NE)  
 2012—Patriots, 45-7 (London)  
 2016—Patriots, 26-10 (NE)  
 2018—\*\*\*Patriots, 13-3 (Atlanta)  
 2020—Rams, 24-3 (LA)  
 (RS Pts.—Patriots 277, Rams 239)  
 (PS Pts.—Patriots 33, Rams 20)  
*\*Franchise in St. Louis from 1995-2015*  
*\*\*Super Bowl XXXVI*  
*\*\*\*Super Bowl LIII*  
**\*L.A. RAMS vs. NEW ORLEANS**  
 RS: Rams lead series, 42-33;  
 PS: Series tied, 1-1  
 1967—Rams, 27-13 (NO)  
 1969—Rams, 36-17 (LA)  
 1970—Rams, 30-17 (NO)  
 Rams, 34-16 (LA)  
 1971—Saints, 24-20 (NO)  
 Rams, 45-28 (LA)  
 1972—Rams, 34-14 (LA)  
 Saints, 19-16 (NO)  
 1973—Rams, 29-7 (LA)  
 Rams, 24-13 (NO)  
 1974—Rams, 24-0 (LA)  
 Saints, 20-7 (NO)  
 1975—Rams, 38-14 (LA)  
 Rams, 14-7 (NO)  
 1976—Rams, 16-10 (NO)  
 Rams, 33-14 (LA)  
 1977—Rams, 14-7 (LA)  
 Saints, 27-26 (NO)  
 1978—Rams, 26-20 (NO)  
 Saints, 10-3 (LA)  
 1979—Rams, 35-17 (NO)  
 Saints, 29-14 (LA)  
 1980—Rams, 45-31 (LA)  
 Rams, 27-7 (NO)  
 1981—Saints, 23-17 (NO)  
 Saints, 21-13 (LA)  
 1983—Rams, 30-27 (LA)  
 Rams, 26-24 (NO)  
 1984—Rams, 28-10 (NO)  
 Rams, 34-21 (LA)  
 1985—Rams, 28-10 (LA)  
 Saints, 29-3 (NO)  
 1986—Saints, 6-0 (NO)  
 Rams, 26-13 (LA)  
 1987—Saints, 37-10 (NO)  
 Saints, 31-14 (LA)

1988—Rams, 12-10 (NO)  
 Saints, 14-10 (LA)  
 1989—Saints, 40-21 (LA)  
 Rams, 20-17 (NO) OT  
 1990—Saints, 24-20 (LA)  
 Saints, 20-17 (NO)  
 1991—Saints, 24-7 (NO)  
 Saints, 24-17 (LA)  
 1992—Saints, 13-10 (NO)  
 Saints, 37-14 (LA)  
 1993—Saints, 37-6 (LA)  
 Rams, 23-20 (NO)  
 1994—Saints, 37-34 (NO)  
 Saints, 31-15 (LA)  
 1995—Rams, 17-13 (StL)  
 Saints, 19-10 (NO)  
 1996—Rams, 26-10 (NO)  
 Rams, 14-13 (StL)  
 1997—Rams, 38-24 (StL)  
 Rams, 34-27 (NO)  
 1998—Saints, 24-17 (StL)  
 Saints, 24-3 (NO)  
 1999—Rams, 43-12 (StL)  
 Rams, 30-14 (NO)  
 2000—Saints, 31-24 (StL)  
 Rams, 26-21 (NO)  
 \*\*Saints, 31-28 (NO)  
 2001—Saints, 34-31 (StL)  
 Rams, 34-21 (NO)  
 2004—Saints, 28-25 (StL) OT  
 2005—Rams, 28-17 (StL)  
 2007—Rams, 37-29 (NO)  
 2009—Saints, 28-23 (StL)  
 2010—Saints, 31-13 (NO)  
 2011—Rams, 31-21 (StL)  
 2013—Rams, 27-16 (StL)  
 2016—Saints, 49-21 (NO)  
 2017—Rams, 26-20 (LA)  
 2018—Saints, 45-35 (NO)  
 \*\*\*Rams, 26-23 (NO) OT  
 2019—Rams, 27-9 (LA)  
 (RS Pts.—Rams 1,712, Saints 1,561)  
 (PS Pts.—Rams 54, Saints 54)  
*\*Franchise in St. Louis from 1995-2015*  
*\*\*NFC First-Round Playoff*  
*\*\*\*NFC Championship*  
**\*L.A. RAMS vs. N.Y. GIANTS**  
 RS: Rams lead series, 28-16;  
 PS: Series tied, 1-1  
 1938—Giants, 28-0 (NY)  
 1940—Rams, 13-0 (NY)  
 1941—Giants, 49-14 (NY)  
 1945—Rams, 21-17 (NY)  
 1946—Rams, 31-21 (NY)  
 1947—Rams, 34-10 (LA)  
 1948—Rams, 52-37 (NY)  
 1953—Rams, 21-7 (LA)  
 1954—Rams, 17-16 (NY)  
 1959—Giants, 23-21 (LA)  
 1961—Giants, 24-14 (NY)  
 1966—Rams, 55-14 (LA)  
 1968—Rams, 24-21 (LA)  
 1970—Rams, 31-3 (NY)  
 1973—Rams, 40-6 (LA)  
 1976—Rams, 24-10 (LA)  
 1978—Rams, 20-17 (NY)  
 1979—Giants, 20-14 (LA)  
 1980—Rams, 28-7 (NY)  
 1981—Giants, 10-7 (NY)  
 1983—Rams, 16-6 (NY)  
 1984—Rams, 33-12 (LA)  
 \*\*Giants, 16-13 (LA)  
 1985—Giants, 24-19 (NY)  
 1988—Rams, 45-31 (NY)  
 1989—Rams, 31-10 (LA)  
 \*\*\*Rams, 19-13 (NY) OT  
 1990—Giants, 31-7 (LA)  
 1991—Rams, 19-13 (NY)

1992—Rams, 38-17 (LA)  
 1993—Giants, 20-10 (NY)  
 1994—Rams, 17-10 (LA)  
 1997—Rams, 13-3 (StL)  
 1999—Rams, 31-10 (StL)  
 2000—Rams, 38-24 (NY)  
 2001—Rams, 15-14 (StL)  
 2002—Giants, 26-21 (StL)  
 2003—Giants, 23-13 (NY)  
 2005—Giants, 44-24 (NY)  
 2008—Giants, 41-13 (StL)  
 2011—Giants, 28-16 (NY)  
 2014—Giants, 37-27 (StL)  
 2016—Giants, 17-10 (London)  
 2017—Rams, 51-17 (NY)  
 2020—Rams, 17-9 (LA)  
 2021—Rams, 38-11 (NY)  
 (RS Pts.—Rams 1,043, Giants 818)  
 (PS Pts.—Rams 32, Giants 29)  
*\*Franchise in St. Louis from 1995-2015 and in Cleveland prior to 1946*  
*\*\*NFC First-Round Playoff*  
*\*\*\*NFC Divisional Playoff*  
**\*L.A. RAMS vs. N.Y. JETS**  
 RS: Rams lead series, 10-5  
 1970—Jets, 31-20 (LA)  
 1974—Rams, 20-13 (NY)  
 1980—Rams, 38-13 (LA)  
 1983—Jets, 27-24 (NY) OT  
 1986—Rams, 17-3 (NY)  
 1989—Rams, 38-14 (LA)  
 1992—Rams, 18-10 (LA)  
 1995—Rams, 23-20 (NY)  
 1998—Rams, 30-10 (StL)  
 2001—Rams, 34-14 (LA)  
 2004—Rams, 32-29 (StL) OT  
 2008—Jets, 47-3 (NY)  
 2012—Jets, 27-13 (StL)  
 2016—Rams, 9-6 (NY)  
 2020—Jets, 23-20 (LA)  
 (RS Pts.—Rams 339, Jets 287)  
*\*Franchise in St. Louis from 1995-2015*  
**\*L.A. RAMS vs. PHILADELPHIA**  
 RS: Eagles lead series, 21-18-1;  
 PS: Rams lead series, 2-1  
 1937—Rams, 21-3 (P)  
 1939—Rams, 35-13 (Colorado Springs)  
 1940—Rams, 21-13 (C)  
 1942—Rams, 24-14 (Akron)  
 1944—Eagles, 26-13 (P)  
 1945—Eagles, 28-14 (P)  
 1946—Eagles, 25-14 (LA)  
 1947—Eagles, 14-7 (P)  
 1948—Tie, 28-28 (LA)  
 1949—Eagles, 38-14 (P)  
 \*\*Eagles, 14-0 (LA)  
 1950—Eagles, 56-20 (P)  
 1955—Rams, 23-21 (P)  
 1956—Rams, 27-7 (LA)  
 1957—Rams, 17-13 (LA)  
 1959—Eagles, 23-20 (P)  
 1964—Rams, 20-10 (LA)  
 1967—Rams, 33-17 (LA)  
 1969—Rams, 23-17 (P)  
 1972—Rams, 34-3 (P)  
 1975—Rams, 42-3 (P)  
 1977—Rams, 20-0 (LA)  
 1978—Rams, 16-14 (P)  
 1983—Eagles, 13-9 (P)  
 1985—Rams, 17-6 (P)  
 1986—Eagles, 34-20 (P)  
 1988—Eagles, 30-24 (P)  
 1989—\*\*\*Rams, 21-7 (P)  
 1990—Eagles, 27-21 (LA)  
 1995—Eagles, 20-9 (P)  
 1998—Eagles, 17-14 (P)  
 1999—Eagles, 38-31 (P)

## ALL-TIME TEAM VS. TEAM RESULTS

2001—Rams, 20-17 (P) OT  
 \*\*\*Rams, 29-24 (StL)

2002—Eagles, 10-3 (P)

2004—Rams, 20-7 (StL)

2005—Eagles, 17-16 (StL)

2008—Eagles, 38-3 (P)

2011—Eagles, 31-13 (StL)

2014—Eagles, 34-28 (P)

2017—Eagles, 43-35 (LA)

2018—Eagles, 30-23 (LA)

2020—Rams, 37-19 (P)

(RS Pts.—Rams 829, Eagles 817)

(PS Pts.—Rams 50, Eagles 45)

*\*Franchise in St. Louis from 1995-2015 and in Cleveland prior to 1946*

*\*\*NFL Championship*

*\*\*\*NFC First-Round Playoff*

*\*\*\*\*NFC Championship*

**\*L.A. RAMS vs. \*\*PITTSBURGH**

RS: Rams lead series, 15-9-2:

PS: Steelers lead series, 1-0

1938—Rams, 13-7 (New Orleans)

1939—Tie, 14-14 (C)

1941—Rams, 17-14 (Akron)

1947—Rams, 48-7 (P)

1948—Rams, 31-14 (LA)

1949—Tie, 7-7 (P)

1952—Rams, 28-14 (LA)

1955—Rams, 27-26 (LA)

1956—Steelers, 30-13 (P)

1961—Rams, 24-14 (LA)

1964—Rams, 26-14 (P)

1968—Rams, 45-10 (LA)

1971—Rams, 23-14 (P)

1975—Rams, 10-3 (LA)

1978—Rams, 10-7 (LA)

1979—\*\*\*Steelers, 31-19 (Pasadena)

1981—Steelers, 24-0 (P)

1984—Steelers, 24-14 (P)

1987—Rams, 31-21 (LA)

1990—Steelers, 41-10 (P)

1993—Rams, 27-0 (LA)

1996—Steelers, 42-6 (P)

2003—Rams, 33-21 (P)

2007—Steelers, 41-24 (StL)

2011—Steelers, 27-0 (P)

2015—Steelers, 12-6 (StL)

2019—Steelers, 17-12 (P)

(RS Pts.—Rams 499, Steelers 465)

(PS Pts.—Steelers 31, Rams 19)

*\*Franchise in St. Louis from 1995-2015 and in Cleveland prior to 1946*

*\*\*Steelers known as Pirates prior to 1940*

*\*\*\*Super Bowl XIV*

**\*L.A. RAMS vs. SAN FRANCISCO**

RS: 49ers lead series, 74-67-3:

PS: Series tied, 1-1

1950—Rams, 35-14 (SF)

Rams, 28-21 (LA)

1951—49ers, 44-17 (SF)

Rams, 23-16 (LA)

1952—Rams, 35-9 (LA)

Rams, 34-21 (SF)

1953—49ers, 31-30 (SF)

49ers, 31-27 (LA)

1954—Tie, 24-24 (LA)

Rams, 42-34 (SF)

1955—Rams, 23-14 (SF)

Rams, 27-14 (LA)

1956—49ers, 33-30 (SF)

Rams, 30-6 (LA)

1957—49ers, 23-20 (SF)

Rams, 37-24 (LA)

1958—Rams, 33-3 (SF)

Rams, 56-7 (LA)

1959—49ers, 34-0 (SF)

49ers, 24-16 (LA)

1960—49ers, 13-9 (SF)

49ers, 23-7 (LA)

1961—49ers, 35-0 (SF)

Rams, 17-7 (LA)

1962—Rams, 28-14 (SF)

49ers, 24-17 (LA)

1963—Rams, 28-21 (LA)

Rams, 21-17 (SF)

1964—Rams, 42-14 (LA)

49ers, 28-7 (SF)

1965—49ers, 45-21 (LA)

49ers, 30-27 (SF)

1966—Rams, 34-3 (LA)

49ers, 21-13 (SF)

1967—49ers, 27-24 (LA)

Rams, 17-7 (SF)

1968—Rams, 24-10 (LA)

Tie, 20-20 (SF)

1969—Rams, 27-21 (SF)

Rams, 41-30 (LA)

1970—49ers, 20-6 (LA)

Rams, 30-13 (SF)

1971—Rams, 20-13 (SF)

Rams, 17-6 (LA)

1972—Rams, 31-7 (LA)

Rams, 26-16 (SF)

1973—Rams, 40-20 (SF)

Rams, 31-13 (LA)

1974—Rams, 37-14 (LA)

Rams, 15-13 (SF)

1975—Rams, 23-14 (SF)

49ers, 24-23 (LA)

1976—49ers, 16-0 (LA)

Rams, 23-3 (SF)

1977—Rams, 34-14 (LA)

Rams, 23-10 (SF)

1978—Rams, 27-10 (LA)

Rams, 31-28 (SF)

1979—Rams, 27-24 (LA)

Rams, 26-20 (SF)

1980—Rams, 48-26 (LA)

Rams, 31-17 (SF)

1981—49ers, 20-17 (SF)

49ers, 33-31 (LA)

1982—49ers, 30-24 (LA)

Rams, 21-20 (SF)

1983—Rams, 10-7 (SF)

49ers, 45-35 (LA)

1984—49ers, 33-0 (LA)

49ers, 19-16 (SF)

1985—49ers, 28-14 (LA)

Rams, 27-20 (SF)

1986—Rams, 16-13 (LA)

49ers, 24-14 (SF)

1987—49ers, 31-10 (LA)

49ers, 48-0 (SF)

1988—49ers, 24-21 (LA)

Rams, 38-16 (SF)

1989—Rams, 13-12 (SF)

49ers, 30-27 (LA)

\*\*49ers, 30-3 (SF)

1990—Rams, 28-17 (SF)

49ers, 26-10 (LA)

1991—49ers, 27-10 (SF)

49ers, 33-10 (LA)

1992—49ers, 27-24 (SF)

49ers, 27-10 (LA)

1993—49ers, 40-17 (SF)

49ers, 35-10 (LA)

1994—49ers, 34-19 (LA)

49ers, 31-27 (SF)

1995—49ers, 44-10 (StL)

49ers, 41-13 (SF)

1996—49ers, 34-0 (SF)

49ers, 28-11 (StL)

1997—49ers, 15-12 (StL)

49ers, 30-10 (SF)

1998—49ers, 28-10 (StL)

49ers, 38-19 (SF)

1999—Rams, 42-20 (StL)

Rams, 23-7 (SF)

2000—Rams, 41-24 (StL)

Rams, 34-24 (SF)

2001—Rams, 30-26 (SF)

Rams, 27-14 (StL)

2002—49ers, 37-13 (SF)

Rams, 31-20 (StL)

2003—Rams, 27-24 (StL) OT

49ers, 30-10 (SF)

2004—Rams, 24-14 (SF)

Rams, 16-6 (StL)

2005—49ers, 28-25 (SF)

49ers, 24-20 (StL)

2006—49ers, 20-13 (SF)

Rams, 20-17 (StL)

2007—49ers, 17-16 (StL)

Rams, 13-9 (SF)

2008—49ers, 35-16 (SF)

49ers, 17-16 (StL)

2009—49ers, 35-0 (SF)

49ers, 28-6 (StL)

2010—49ers, 23-20 (SF) OT

Rams, 25-17 (StL)

2011—49ers, 26-0 (SF)

49ers, 34-27 (StL)

2012—Tie, 24-24 (SF) OT

Rams, 16-13 (StL) OT

2013—49ers, 35-11 (StL)

49ers, 23-13 (SF)

2014—49ers, 31-17 (StL)

Rams, 13-10 (SF)

2015—Rams, 27-6 (StL)

49ers, 19-16 (SF) OT

2016—49ers, 28-0 (SF)

49ers, 22-21 (LA)

2017—Rams, 41-39 (SF)

49ers, 34-13 (LA)

2018—Rams, 39-10 (SF)

Rams, 48-32 (LA)

2019—49ers, 20-7 (LA)

49ers, 34-31 (SF)

2020—49ers, 24-16 (SF)

49ers, 23-20 (LA)

2021—49ers, 31-10 (SF)

49ers, 27-24 (LA) OT

\*\*Rams, 20-17 (LA)

(RS Pts.—49ers 3,247, Rams 3,086)

(PS Pts.—49ers 47, Rams 23)

*\*Franchise in St. Louis from 1995-2015*

*\*\*NFC Championship*

**\*L.A. RAMS vs. SEATTLE**

RS: Seahawks lead series, 25-22:

PS: Rams lead series, 2-0

1976—Rams, 45-6 (LA)

1979—Rams, 24-0 (Sea)

1985—Rams, 35-24 (Sea)

1988—Rams, 31-10 (LA)

1991—Seahawks, 23-9 (Sea)

1997—Seahawks, 17-9 (StL)

2000—Rams, 37-34 (Sea)

2002—Rams, 37-20 (StL)

Seahawks, 30-10 (Sea)

2003—Seahawks, 24-23 (Sea)

Rams, 27-22 (StL)

2004—Rams, 33-27 (Sea) OT

Rams, 23-12 (StL)

\*\*Rams, 27-20 (Sea)

2005—Seahawks, 37-31 (StL)

Seahawks, 31-16 (Sea)

2006—Seahawks, 30-28 (StL)

Seahawks, 24-22 (Sea)

2007—Seahawks, 33-6 (Sea)

Seahawks, 24-19 (StL)

2008—Seahawks, 37-13 (Sea)

Seahawks, 23-20 (StL)

## ALL-TIME TEAM VS. TEAM RESULTS

2009—Seahawks, 28-0 (Sea)  
Seahawks, 27-17 (SiL)

2010—Rams, 20-3 (SiL)  
Seahawks, 16-6 (Sea)

2011—Seahawks, 24-7 (SiL)  
Seahawks, 30-13 (Sea)

2012—Rams, 19-13 (SiL)  
Seahawks, 20-13 (Sea)

2013—Seahawks, 14-9 (SiL)  
Seahawks, 27-9 (Sea)

2014—Rams, 28-26 (SiL)  
Seahawks, 20-6 (Sea)

2015—Rams, 34-31 (SiL) OT  
Rams, 23-17 (Sea)

2016—Rams, 9-3 (LA)  
Seahawks, 24-3 (S)

2017—Seahawks, 16-10 (LA)  
Rams, 42-7 (S)

2018—Rams, 33-31 (S)  
Rams, 36-31 (LA)

2019—Seahawks, 30-29 (S)  
Rams, 28-12 (LA)

2020—Rams, 23-16 (S)  
Seahawks, 20-9 (LA)  
\*\*Rams, 30-20 (S)

2021—Rams, 26-17 (S)  
Rams, 20-10 (LA)  
(RS Pts.—Seahawks 1,001, Rams 970)  
(PS Pts.—Rams 57, Seahawks 40)  
*\*Franchise in St. Louis from 1995-2015*  
*\*\*NFC First-Round Playoff*  
**\*L.A. RAMS vs. TAMPA BAY**  
RS: Rams lead series, 16-9;  
PS: Rams lead series, 3-0  
1977—Rams, 31-0 (LA)  
1978—Rams, 26-23 (LA)  
1979—Buccaneers, 21-6 (TB)  
\*\*Rams, 9-0 (TB)  
1980—Buccaneers, 10-9 (TB)  
1984—Rams, 34-33 (TB)  
1985—Rams, 31-27 (TB)  
1986—Rams, 26-20 (LA) OT  
1987—Rams, 35-3 (LA)  
1990—Rams, 35-14 (TB)  
1992—Rams, 31-27 (TB)  
1994—Buccaneers, 24-14 (TB)  
1999—\*\*Rams, 11-6 (SiL)  
2000—Buccaneers, 38-35 (TB)  
2001—Buccaneers, 24-17 (SiL)  
2002—Buccaneers, 26-14 (TB)  
2004—Rams, 28-21 (SiL)  
2007—Buccaneers, 24-3 (TB)  
2010—Buccaneers, 18-17 (TB)  
2012—Rams, 28-13 (TB)  
2013—Rams, 23-13 (SiL)  
2014—Rams, 19-17 (TB)  
2015—Rams, 31-23 (SiL)  
2016—Rams, 37-32 (TB)  
2019—Buccaneers, 55-40 (LA)  
2020—Rams, 27-24 (TB)  
2021—Rams, 34-24 (LA)  
\*\*\*Rams, 30-27 (TB)  
(RS Pts.—Rams 631, Buccaneers 554)  
(PS Pts.—Rams 50, Buccaneers 33)  
*\*Franchise in St. Louis from 1995-2015*  
*\*\*NFC Championship*  
*\*\*NFC Divisional Playoff*  
**\*L.A. RAMS vs. \*\*TENNESSEE**  
RS: Rams lead series, 7-6;  
PS: Rams lead series, 1-0  
1973—Rams, 31-26 (H)  
1978—Rams, 10-6 (H)  
1981—Oilers, 27-20 (LA)  
1984—Rams, 27-16 (LA)  
1987—Oilers, 20-16 (H)  
1990—Rams, 17-13 (LA)  
1993—Rams, 28-13 (H)

1999—Titans, 24-21 (T)  
\*\*\*Rams, 23-16 (Atlanta)  
2005—Rams, 31-27 (SiL)  
2009—Titans, 47-7 (T)  
2013—Titans, 28-21 (SiL)  
2017—Rams, 27-23 (T)  
2021—Titans, 28-16 (LA)  
(RS Pts.—Titans 298, Rams 272)  
(PS Pts.—Rams 23, Titans 16)  
*\*Franchise in St. Louis from 1995-2015*  
*\*\*Franchise in Houston prior to 1997; known as Oilers prior to 1999*  
*\*\*\*Super Bowl XXXIV*  
**\*L.A. RAMS vs. \*\*WASHINGTON**  
RS: Commanders lead series, 24-12-1;  
PS: Series tied, 2-2  
1937—Redskins, 16-7 (C)  
1938—Redskins, 37-13 (W)  
1941—Redskins, 17-13 (W)  
1942—Redskins, 33-14 (W)  
1944—Redskins, 14-10 (W)  
1945—\*\*\*Rams, 15-14 (C)  
1948—Rams, 41-13 (W)  
1949—Rams, 53-27 (LA)  
1951—Redskins, 31-21 (W)  
1962—Redskins, 20-14 (W)  
1963—Redskins, 37-14 (LA)  
1967—Tie, 28-28 (LA)  
1969—Rams, 24-13 (W)  
1971—Redskins, 38-24 (LA)  
1974—Redskins, 23-17 (LA)  
\*\*\*\*Rams, 19-10 (LA)  
1977—Redskins, 17-14 (W)  
1981—Redskins, 30-7 (LA)  
1983—Redskins, 42-20 (LA)  
\*\*\*\*Redskins, 51-7 (W)  
1986—\*\*\*\*Redskins, 19-7 (W)  
1987—Rams, 30-26 (W)  
1991—Redskins, 27-6 (LA)  
1993—Rams, 10-6 (LA)  
1994—Redskins, 24-21 (LA)  
1995—Redskins, 35-23 (SiL)  
1996—Redskins, 17-10 (SiL)  
1997—Rams, 23-20 (W)  
2000—Redskins, 33-20 (SiL)  
2002—Redskins, 20-17 (W)  
2005—Redskins, 24-9 (SiL)  
2006—Rams, 37-31 (SiL) OT  
2008—Rams, 19-17 (W)  
2009—Redskins, 9-7 (W)  
2010—Rams, 30-16 (SiL)  
2011—Redskins, 17-10 (SiL)  
2012—Rams, 31-28 (SiL)  
2014—Rams, 24-0 (W)  
2015—Redskins, 24-10 (W)  
2017—Redskins, 27-20 (LA)  
2020—Rams, 30-10 (W)  
(RS Pts.—Commanders 847, Rams 721)  
(PS Pts.—Commanders 94, Rams 48)  
*\*Franchise in St. Louis from 1995-2015 and in Cleveland prior to 1946*  
*\*\*Franchise known as Redskins prior to 2020; known as Washington Football Team prior to 2022*  
*\*\*\*NFL Championship*  
*\*\*\*\*NFC Divisional Playoff*  
*\*\*\*\*\*NFC First-Round Playoff*  
**MIAMI vs. ARIZONA**  
RS: Dolphins lead series, 10-3;  
See Arizona vs. Miami  
**MIAMI vs. ATLANTA**  
RS: Dolphins lead series, 9-5;  
See Atlanta vs. Miami  
**MIAMI vs. BALTIMORE**  
RS: Ravens lead series, 8-7;  
PS: Ravens lead series, 2-0;  
See Baltimore vs. Miami

**MIAMI vs. BUFFALO**  
RS: Dolphins lead series, 60-51-1;  
PS: Bills lead series, 3-1;  
See Buffalo vs. Miami  
**MIAMI vs. CAROLINA**  
RS: Dolphins lead series, 5-2;  
See Carolina vs. Miami  
**MIAMI vs. CHICAGO**  
RS: Dolphins lead series, 9-4;  
See Chicago vs. Miami  
**MIAMI vs. CINCINNATI**  
RS: Dolphins lead series, 17-7;  
PS: Dolphins lead series, 1-0;  
See Cincinnati vs. Miami  
**MIAMI vs. CLEVELAND**  
RS: Series tied, 9-9;  
PS: Dolphins lead series, 2-0;  
See Cleveland vs. Miami  
**MIAMI vs. DALLAS**  
RS: Series tied, 7-7;  
PS: Cowboys lead series, 1-0;  
See Dallas vs. Miami  
**MIAMI vs. DENVER**  
RS: Dolphins lead series, 12-6-1;  
PS: Broncos lead series, 1-0;  
See Denver vs. Miami  
**MIAMI vs. DETROIT**  
RS: Dolphins lead series, 7-5;  
See Detroit vs. Miami  
**MIAMI vs. GREEN BAY**  
RS: Dolphins lead series, 10-5;  
See Green Bay vs. Miami  
**MIAMI vs. HOUSTON**  
RS: Texans lead series, 8-2;  
See Houston vs. Miami  
**MIAMI vs. INDIANAPOLIS**  
RS: Dolphins lead series, 46-28;  
PS: Dolphins lead series, 2-0;  
See Indianapolis vs. Miami  
**MIAMI vs. JACKSONVILLE**  
RS: Series tied, 5-5;  
PS: Jaguars lead series, 1-0;  
See Jacksonville vs. Miami  
**MIAMI vs. KANSAS CITY**  
RS: Chiefs lead series, 15-13;  
PS: Dolphins lead series, 3-0;  
See Kansas City vs. Miami  
**MIAMI vs. LAS VEGAS**  
RS: Series tied, 18-18-1;  
PS: Raiders lead series, 3-1;  
See Las Vegas vs. Miami  
**MIAMI vs. L.A. CHARGERS**  
RS: Dolphins lead series, 17-14;  
PS: Series tied, 2-2;  
See L.A. Chargers vs. Miami  
**MIAMI vs. L.A. RAMS**  
RS: Dolphins lead series, 12-2;  
See L.A. Rams vs. Miami  
**MIAMI vs. MINNESOTA**  
RS: Dolphins lead series, 7-5;  
PS: Dolphins lead series, 1-0  
1972—Dolphins, 16-14 (Minn)  
1973—Dolphins, 24-7 (Houston)  
1976—Vikings, 29-7 (Mia)  
1979—Dolphins, 27-12 (Minn)  
1982—Dolphins, 22-14 (Mia)  
1988—Dolphins, 24-7 (Mia)  
1994—Vikings, 38-35 (Minn)  
2000—Vikings, 13-7 (Minn)  
2002—Vikings, 20-17 (Minn)  
2006—Dolphins, 22-14 (Mia)  
2010—Dolphins, 14-10 (Minn)  
2014—Dolphins, 37-35 (Mia)  
2018—Vikings, 41-17 (Minn)  
(RS Pts.—Vikings 253, Dolphins 247)  
(PS Pts.—Dolphins 24, Vikings 7)  
*\*Super Bowl VIII*

## ALL-TIME TEAM VS. TEAM RESULTS

**MIAMI vs. \*NEW ENGLAND**

RS: Dolphins lead series, 58-52;

PS: Patriots lead series, 2-1

1966—Patriots, 20-14 (M)  
 1967—Dolphins, 41-10 (B)  
     Dolphins, 41-32 (M)  
 1968—Dolphins, 34-10 (B)  
     Dolphins, 38-7 (M)  
 1969—Dolphins, 17-16 (B)  
     Patriots, 38-23 (Tampa)  
 1970—Patriots, 27-14 (B)  
     Dolphins, 37-20 (M)  
 1971—Dolphins, 41-3 (M)  
     Patriots, 34-13 (NE)  
 1972—Dolphins, 52-0 (M)  
     Dolphins, 37-21 (NE)  
 1973—Dolphins, 44-23 (M)  
     Dolphins, 30-14 (NE)  
 1974—Patriots, 34-24 (NE)  
     Dolphins, 34-27 (M)  
 1975—Dolphins, 22-14 (NE)  
     Dolphins, 20-7 (M)  
 1976—Patriots, 30-14 (NE)  
     Dolphins, 10-3 (M)  
 1977—Dolphins, 17-5 (M)  
     Patriots, 14-10 (NE)  
 1978—Patriots, 33-24 (NE)  
     Dolphins, 23-3 (M)  
 1979—Patriots, 28-13 (NE)  
     Dolphins, 39-24 (M)  
 1980—Patriots, 34-0 (NE)  
     Dolphins, 16-13 (M) OT  
 1981—Dolphins, 30-27 (NE) OT  
     Dolphins, 24-14 (M)  
 1982—Patriots, 3-0 (NE)  
     \*\*Dolphins, 28-13 (M)  
 1983—Dolphins, 34-24 (M)  
     Patriots, 17-6 (NE)  
 1984—Dolphins, 28-7 (M)  
     Dolphins, 44-24 (NE)  
 1985—Patriots, 17-13 (NE)  
     Dolphins, 30-27 (M)  
     \*\*\*Patriots, 31-14 (M)  
 1986—Patriots, 34-7 (NE)  
     Patriots, 34-27 (M)  
 1987—Patriots, 28-21 (NE)  
     Patriots, 24-10 (M)  
 1988—Patriots, 21-10 (NE)  
     Patriots, 6-3 (M)  
 1989—Dolphins, 24-10 (NE)  
     Dolphins, 31-10 (M)  
 1990—Dolphins, 27-24 (NE)  
     Dolphins, 17-10 (M)  
 1991—Dolphins, 20-10 (NE)  
     Dolphins, 30-20 (M)  
 1992—Dolphins, 38-17 (M)  
     Dolphins, 16-13 (NE) OT  
 1993—Dolphins, 17-13 (M)  
     Patriots, 33-27 (NE) OT  
 1994—Dolphins, 39-35 (M)  
     Dolphins, 23-3 (NE)  
 1995—Dolphins, 20-3 (NE)  
     Patriots, 34-17 (M)  
 1996—Dolphins, 24-10 (M)  
     Patriots, 42-23 (NE)  
 1997—Patriots, 27-24 (NE)  
     Patriots, 14-12 (M)  
     \*\*Patriots, 17-3 (NE)  
 1998—Dolphins, 12-9 (M) OT  
     Patriots, 26-23 (NE)  
 1999—Dolphins, 31-30 (NE)  
     Dolphins, 27-17 (M)  
 2000—Dolphins, 10-3 (M)  
     Dolphins, 27-24 (NE)  
 2001—Dolphins, 30-10 (M)  
     Patriots, 20-13 (NE)

2002—Dolphins, 26-13 (M)  
     Patriots, 27-24 (NE) OT  
 2003—Patriots, 19-13 (M) OT  
     Patriots, 12-0 (NE)  
 2004—Patriots, 24-10 (NE)  
     Dolphins, 29-28 (M)  
 2005—Patriots, 23-16 (M)  
     Dolphins, 28-26 (NE)  
 2006—Patriots, 20-10 (NE)  
     Dolphins, 21-0 (M)  
 2007—Patriots, 49-28 (B)  
     Patriots, 28-7 (NE)  
 2008—Dolphins, 38-13 (NE)  
     Patriots, 48-28 (M)  
 2009—Patriots, 27-17 (NE)  
     Dolphins, 22-21 (M)  
 2010—Patriots, 41-14 (M)  
     Patriots, 38-7 (NE)  
 2011—Patriots, 38-24 (M)  
     Patriots, 27-24 (NE)  
 2012—Patriots, 23-16 (M)  
     Patriots, 28-0 (NE)  
 2013—Patriots, 27-17 (NE)  
     Dolphins, 24-20 (M)  
 2014—Dolphins, 33-20 (M)  
     Patriots, 41-13 (NE)  
 2015—Patriots, 36-7 (NE)  
     Dolphins, 20-10 (M)  
 2016—Patriots, 31-24 (NE)  
     Patriots, 35-14 (M)  
 2017—Patriots, 35-17 (NE)  
     Dolphins, 27-20 (M)  
 2018—Patriots, 38-7 (NE)  
     Dolphins, 34-33 (M)  
 2019—Patriots, 43-0 (M)  
     Dolphins, 27-24 (NE)  
 2020—Patriots, 21-11 (NE)  
     Dolphins, 22-12 (M)  
 2021—Dolphins, 17-16 (NE)  
     Dolphins, 33-24 (M)  
 (RS Pts.—Patriots 2,408, Dolphins 2,349)  
 (PS Pts.—Patriots 61, Dolphins 45)  
*\*Franchise in Boston prior to 1971*  
*\*\*AFC First-Round Playoff*  
*\*\*\*AFC Championship*  
**MIAMI vs. NEW ORLEANS**  
 RS: Dolphins lead series, 7-6  
 1970—Dolphins, 21-10 (M)  
 1974—Dolphins, 21-0 (NO)  
 1980—Dolphins, 21-16 (M)  
 1983—Saints, 17-7 (NO)  
 1986—Dolphins, 31-27 (NO)  
 1992—Saints, 24-13 (NO)  
 1995—Saints, 33-30 (NO)  
 1998—Dolphins, 30-10 (M)  
 2005—Dolphins, 21-6 (Baton Rouge)  
 2009—Saints, 46-34 (M)  
 2013—Saints, 38-17 (NO)  
 2017—Saints, 20-0 (London)  
 2021—Dolphins, 20-3 (NO)  
 (RS Pts.—Dolphins 266, Saints 250)  
**MIAMI vs. N.Y. GIANTS**  
 RS: Giants lead series, 7-3  
 1972—Dolphins, 23-13 (NY)  
 1990—Giants, 20-3 (NY)  
 1993—Giants, 19-14 (M)  
 1996—Giants, 17-7 (M)  
 2003—Dolphins, 23-10 (NY)  
 2007—Giants, 13-10 (London)  
 2011—Giants, 20-17 (NY)  
 2015—Giants, 31-24 (M)  
 2019—Giants, 36-20 (NY)  
 2021—Dolphins, 20-9 (M)  
 (RS Pts.—Giants 188, Dolphins 161)  
**MIAMI vs. N.Y. JETS**  
 RS: Dolphins lead series, 56-55-1;  
 PS: Dolphins lead series, 1-0

1966—Jets, 19-14 (M)  
     Jets, 30-13 (NY)  
 1967—Jets, 29-7 (NY)  
     Jets, 33-14 (M)  
 1968—Jets, 35-17 (NY)  
     Jets, 31-7 (M)  
 1969—Jets, 34-31 (NY)  
     Jets, 27-9 (M)  
 1970—Dolphins, 20-6 (NY)  
     Dolphins, 16-10 (M)  
 1971—Jets, 14-10 (M)  
     Dolphins, 30-14 (NY)  
 1972—Dolphins, 27-17 (NY)  
     Dolphins, 28-24 (M)  
 1973—Dolphins, 31-3 (M)  
     Dolphins, 24-14 (NY)  
 1974—Dolphins, 21-17 (M)  
     Jets, 17-14 (NY)  
 1975—Dolphins, 43-0 (NY)  
     Dolphins, 27-7 (M)  
 1976—Dolphins, 16-0 (M)  
     Dolphins, 27-7 (NY)  
 1977—Dolphins, 21-17 (M)  
     Dolphins, 14-10 (NY)  
 1978—Jets, 33-20 (NY)  
     Jets, 24-13 (M)  
 1979—Jets, 33-27 (NY)  
     Jets, 27-24 (M)  
 1980—Jets, 17-14 (NY)  
     Jets, 24-17 (M)  
 1981—Tie, 28-28 (M) OT  
     Jets, 16-15 (NY)  
 1982—Dolphins, 45-28 (NY)  
     Dolphins, 20-19 (M)  
     \*Dolphins, 14-0 (M)  
 1983—Dolphins, 32-14 (NY)  
     Dolphins, 34-14 (M)  
 1984—Dolphins, 31-17 (NY)  
     Dolphins, 28-17 (M)  
 1985—Jets, 23-7 (NY)  
     Dolphins, 21-17 (M)  
 1986—Jets, 51-45 (NY) OT  
     Dolphins, 45-3 (M)  
 1987—Jets, 37-31 (NY) OT  
     Dolphins, 37-28 (M)  
 1988—Jets, 44-30 (M)  
     Jets, 38-34 (NY)  
 1989—Jets, 40-33 (M)  
     Dolphins, 31-23 (NY)  
 1990—Dolphins, 20-16 (M)  
     Dolphins, 17-3 (NY)  
 1991—Jets, 41-23 (NY)  
     Jets, 23-20 (M) OT  
 1992—Jets, 26-14 (NY)  
     Dolphins, 19-17 (M)  
 1993—Jets, 24-14 (M)  
     Jets, 27-10 (NY)  
 1994—Dolphins, 28-14 (M)  
     Dolphins, 28-24 (NY)  
 1995—Dolphins, 52-14 (M)  
     Jets, 17-16 (NY)  
 1996—Dolphins, 36-27 (M)  
     Dolphins, 31-28 (NY)  
 1997—Dolphins, 31-20 (NY)  
     Dolphins, 24-17 (M)  
 1998—Jets, 20-9 (NY)  
     Jets, 21-16 (M)  
 1999—Jets, 28-20 (NY)  
     Jets, 38-31 (M)  
 2000—Jets, 40-37 (NY) OT  
     Jets, 20-3 (M)  
 2001—Jets, 21-17 (NY)  
     Jets, 24-0 (M)  
 2002—Dolphins, 30-3 (M)  
     Jets, 13-10 (NY)  
 2003—Dolphins, 21-10 (NY)  
     Dolphins, 23-21 (M)

## ALL-TIME TEAM VS. TEAM RESULTS

2004—Jets, 17-9 (M)  
 Jets, 41-14 (NY)  
 2005—Jets, 17-7 (NY)  
 Dolphins, 24-20 (M)  
 2006—Jets, 20-17 (NY)  
 Jets, 13-10 (M)  
 2007—Jets, 31-28 (NY)  
 Jets, 40-13 (M)  
 2008—Jets, 20-14 (M)  
 Dolphins, 24-17 (NY)  
 2009—Dolphins, 31-27 (M)  
 Dolphins, 30-25 (NY)  
 2010—Jets, 31-23 (M)  
 Dolphins, 10-6 (NY)  
 2011—Jets, 24-6 (NY)  
 Dolphins, 19-17 (M)  
 2012—Jets, 23-20 (M) OT  
 Dolphins, 30-9 (NY)  
 2013—Dolphins, 23-3 (NY)  
 Jets, 20-7 (M)  
 2014—Dolphins, 16-13 (NY)  
 Jets, 37-24 (M)  
 2015—Jets, 27-14 (London)  
 Jets, 38-20 (NY)  
 2016—Jets, 27-23 (M)  
 Jets, 34-13 (NY)  
 2017—Jets, 20-6 (NY)  
 Dolphins, 31-28 (M)  
 2018—Dolphins, 20-12 (NY)  
 Dolphins, 13-6 (M)  
 2019—Dolphins, 26-18 (M)  
 Jets, 22-21 (NY)  
 2020—Dolphins, 24-0 (M)  
 Dolphins, 20-3 (NY)  
 2021—Dolphins, 24-17 (NY)  
 Dolphins, 31-24 (M)

(RS Pts.—Dolphins 2,453, Jets 2,349)  
 (PS Pts.—Dolphins 14, Jets 0)

*AFC Championship***MIAMI vs. PHILADELPHIA**

RS: Dolphins lead series, 9-6

1970—Eagles, 24-17 (P)  
 1975—Dolphins, 24-16 (M)  
 1978—Eagles, 17-3 (P)  
 1981—Dolphins, 13-10 (M)  
 1984—Dolphins, 24-23 (M)  
 1987—Dolphins, 28-10 (P)  
 1990—Dolphins, 23-20 (M) OT  
 1993—Dolphins, 19-14 (P)  
 1996—Eagles, 35-28 (P)  
 1999—Dolphins, 16-13 (M)  
 2003—Eagles, 34-27 (M)  
 2007—Eagles, 17-7 (P)  
 2011—Eagles, 26-10 (M)  
 2015—Dolphins, 20-19 (P)  
 2019—Dolphins, 37-31 (M)  
 (RS Pts.—Eagles 309, Dolphins 296)

**MIAMI vs. PITTSBURGH**

RS: Steelers lead series, 13-11;

PS: Series tied, 2-2

1971—Dolphins, 24-21 (M)  
 1972—Dolphins, 21-17 (P)  
 1973—Dolphins, 30-26 (M)  
 1976—Steelers, 14-3 (P)  
 1979—Steelers, 34-14 (P)  
 1980—Steelers, 23-10 (M)  
 1981—Dolphins, 30-10 (M)  
 1984—Dolphins, 31-7 (P)  
 Dolphins, 45-28 (M)  
 1985—Dolphins, 24-20 (M)  
 1987—Dolphins, 35-24 (M)  
 1988—Steelers, 40-24 (P)  
 1989—Steelers, 34-14 (M)  
 1990—Dolphins, 28-6 (P)  
 1993—Steelers, 21-20 (M)  
 1994—Steelers, 16-13 (P) OT  
 1995—Dolphins, 23-10 (M)  
 1996—Steelers, 24-17 (M)

1998—Dolphins, 21-0 (M)  
 2004—Steelers, 13-3 (M)  
 2006—Steelers, 28-17 (P)  
 2007—Steelers, 3-0 (P)  
 2009—Steelers, 30-24 (M)  
 2010—Steelers, 23-22 (M)  
 2013—Dolphins, 34-28 (P)  
 2016—Dolphins, 30-15 (M)  
 Steelers, 30-12 (P)  
 2019—Steelers, 27-14 (P)  
 (RS Pts.—Dolphins 491, Steelers 463)  
 (PS Pts.—Steelers 109, Dolphins 92)

*AFC Championship**AFC Divisional Playoff**AFC First-Round Playoff***MIAMI vs. SAN FRANCISCO**

RS: Dolphins lead series, 8-5;

PS: 49ers lead series, 1-0  
 1973—Dolphins, 21-13 (M)  
 1977—Dolphins, 19-15 (SF)  
 1980—Dolphins, 17-13 (M)  
 1983—Dolphins, 20-17 (SF)  
 1984—49ers, 38-16 (Stanford)  
 1986—49ers, 31-16 (M)  
 1992—49ers, 27-3 (SF)  
 1995—49ers, 44-20 (M)  
 2001—49ers, 21-0 (SF)  
 2004—Dolphins, 24-17 (SF)  
 2008—Dolphins, 14-9 (M)  
 2012—49ers, 27-13 (SF)  
 2016—Dolphins, 31-24 (M)  
 2020—Dolphins, 43-17 (SF)  
 (RS Pts.—49ers 275, Dolphins 241)  
 (PS Pts.—49ers 38, Dolphins 16)

*Super Bowl XIX***MIAMI vs. SEATTLE**

RS: Dolphins lead series, 8-5;

PS: Dolphins lead series, 2-1  
 1977—Dolphins, 31-13 (M)  
 1979—Dolphins, 19-10 (M)  
 1983—Seahawks, 27-20 (M)  
 1984—Dolphins, 31-10 (M)  
 1987—Seahawks, 24-20 (S)  
 1990—Dolphins, 24-17 (M)  
 1992—Dolphins, 19-17 (S)  
 1996—Seahawks, 22-15 (M)  
 1999—Dolphins, 20-17 (S)  
 2000—Dolphins, 23-0 (M)  
 2001—Dolphins, 24-20 (S)  
 2004—Seahawks, 24-17 (S)  
 2008—Dolphins, 21-19 (M)  
 2012—Dolphins, 24-21 (M)  
 2016—Seahawks, 12-10 (S)  
 2020—Seahawks, 31-23 (M)  
 (RS Pts.—Dolphins 270, Seahawks 230)  
 (PS Pts.—Dolphins 71, Seahawks 54)

*AFC Divisional Playoff**AFC First-Round Playoff***MIAMI vs. TAMPA BAY**

RS: Buccaneers lead series, 7-5

1976—Dolphins, 23-20 (TB)  
 1982—Buccaneers, 23-17 (TB)  
 1985—Dolphins, 41-38 (M)  
 1988—Dolphins, 17-14 (TB)  
 1991—Dolphins, 33-14 (M)  
 1997—Buccaneers, 31-21 (TB)  
 2000—Buccaneers, 16-13 (M)  
 2005—Buccaneers, 27-13 (TB)  
 2009—Dolphins, 25-23 (M)  
 2013—Buccaneers, 22-19 (TB)  
 2017—Buccaneers, 30-20 (M)  
 2021—Buccaneers, 45-17 (TB)  
 (RS Pts.—Buccaneers 303, Dolphins 259)  
**MIAMI vs. TENNESSEE**  
 RS: Dolphins lead series, 21-17;  
 PS: Titans lead series, 1-0  
 1966—Dolphins, 20-13 (H)  
 Dolphins, 29-28 (M)

1967—Oilers, 17-14 (H)  
 Oilers, 41-10 (M)  
 1968—Oilers, 24-10 (M)  
 Dolphins, 24-7 (H)  
 1969—Oilers, 22-10 (H)  
 Oilers, 32-7 (M)  
 1970—Dolphins, 20-10 (H)  
 1972—Dolphins, 34-13 (M)  
 1975—Oilers, 20-19 (H)  
 1977—Dolphins, 27-7 (M)  
 1978—Oilers, 35-30 (H)  
 Oilers, 17-9 (M)

*Oilers, 9-6 (M)*

1981—Dolphins, 16-10 (H)  
 1983—Dolphins, 24-17 (H)  
 1984—Dolphins, 28-10 (M)  
 1985—Oilers, 26-23 (H)  
 1986—Dolphins, 28-7 (M)  
 1989—Oilers, 39-7 (H)  
 1991—Oilers, 17-13 (M)  
 1992—Dolphins, 19-16 (M)  
 1996—Dolphins, 23-20 (H)  
 1997—Dolphins, 16-13 (M) OT  
 1999—Dolphins, 17-0 (M)  
 2001—Dolphins, 31-23 (T)  
 2003—Titans, 31-7 (T)  
 2004—Titans, 17-7 (M)  
 2005—Dolphins, 24-10 (M)  
 2006—Dolphins, 13-10 (M)  
 2009—Titans, 27-24 (T) OT  
 2010—Dolphins, 29-17 (M)  
 2012—Titans, 37-3 (M)  
 2015—Dolphins, 38-10 (T)  
 2016—Titans, 30-17 (M)  
 2017—Dolphins, 16-10 (M)  
 2018—Dolphins, 27-20 (M)  
 2021—Titans, 34-3 (T)

(RS Pts.—Titans 729, Dolphins 713)

(PS Pts.—Titans 17, Dolphins 9)

*Franchise in Houston prior to 1997; known as Oilers prior to 1999*

*AFC First-Round Playoff***MIAMI vs. WASHINGTON**

RS: Dolphins lead series, 8-5;

PS: Series tied, 1-1  
 1974—Titans 14-7 (Los Angeles)  
 1974—Redskins, 20-17 (W)  
 1978—Dolphins, 16-0 (W)  
 1981—Dolphins, 13-10 (M)  
 1982—Redskins, 27-17 (Pasadena)  
 1984—Dolphins, 35-17 (W)  
 1987—Dolphins, 23-21 (M)  
 1990—Redskins, 42-20 (W)  
 1993—Dolphins, 17-10 (M)  
 1999—Redskins, 21-10 (W)  
 2003—Dolphins, 24-23 (M)  
 2007—Redskins, 16-13 (W) OT  
 2011—Dolphins, 20-9 (M)  
 2015—Dolphins, 17-10 (W)  
 2019—Redskins, 17-16 (M)  
 (RS Pts.—Dolphins 241, Commanders 216)  
 (PS Pts.—Commanders 34, Dolphins 31)  
*Franchise known as Redskins prior to 2020; Washington Football Team prior to 2022*  
*Super Bowl VII*  
*Super Bowl XVII*

**MINNESOTA vs. ARIZONA**

RS: Vikings lead series, 15-12;

PS: Vikings lead series, 2-0;

See Arizona vs. Minnesota

**MINNESOTA vs. ATLANTA**

RS: Vikings lead series, 19-11;

PS: Series tied, 1-1;

See Atlanta vs. Minnesota

**MINNESOTA vs. BALTIMORE**

RS: Ravens lead series, 4-3;

See Baltimore vs. Minnesota

## ALL-TIME TEAM VS. TEAM RESULTS

**MINNESOTA vs. BUFFALO**

RS: Vikings lead series, 8-6;  
 See Buffalo vs. Minnesota

**MINNESOTA vs. CAROLINA**

RS: Vikings lead series, 10-6;  
 See Carolina vs. Minnesota

**MINNESOTA vs. CHICAGO**

RS: Vikings lead series, 63-56-2;  
 PS: Bears lead series, 1-0;

See Chicago vs. Minnesota

**MINNESOTA vs. CINCINNATI**

RS: Series tied, 7-7;

See Cincinnati vs. Minnesota

**MINNESOTA vs. CLEVELAND**

RS: Vikings lead series, 11-5;  
 PS: Vikings lead series, 1-0;

See Cleveland vs. Minnesota

**MINNESOTA vs. DALLAS**

RS: Cowboys lead series, 14-12;  
 PS: Cowboys lead series, 4-3;

See Dallas vs. Minnesota

**MINNESOTA vs. DENVER**

RS: Vikings lead series, 8-7;  
 See Denver vs. Minnesota

**MINNESOTA vs. DETROIT**

RS: Vikings lead series, 79-40-2;  
 See Detroit vs. Minnesota

**MINNESOTA vs. GREEN BAY**

RS: Packers lead series, 63-55-3;  
 PS: Series tied, 1-1;

See Green Bay vs. Minnesota

**MINNESOTA vs. HOUSTON**

RS: Vikings lead series, 5-0;  
 See Houston vs. Minnesota

**MINNESOTA vs. INDIANAPOLIS**

RS: Colts lead series, 17-7-1;  
 PS: Colts lead series, 1-0;

See Indianapolis vs. Minnesota

**MINNESOTA vs. JACKSONVILLE**

RS: Vikings lead series, 6-1;  
 See Jacksonville vs. Minnesota

**MINNESOTA vs. KANSAS CITY**

RS: Chiefs lead series, 7-5;  
 PS: Chiefs lead series, 1-0;

See Kansas City vs. Minnesota

**MINNESOTA vs. LAS VEGAS**

RS: Raiders lead series, 9-6;  
 PS: Raiders lead series, 1-0;

See Las Vegas vs. Minnesota

**MINNESOTA vs. L.A. CHARGERS**

RS: Vikings lead series, 8-6;  
 See L.A. Chargers vs. Minnesota

**MINNESOTA vs. L.A. RAMS**

RS: Vikings lead series, 22-16-2;  
 PS: Vikings lead series, 5-2;

See L.A. Rams vs. Minnesota

**MINNESOTA vs. MIAMI**

RS: Dolphins lead series, 7-5;  
 PS: Dolphins lead series, 1-0;

See Miami vs. Minnesota

**MINNESOTA vs. NEW ENGLAND**

RS: Patriots lead series, 9-4  
 1970—Vikings, 35-14 (B)

1974—Patriots, 17-14 (M)

1979—Patriots, 27-23 (NE)

1988—Vikings, 36-6 (M)

1991—Patriots, 26-23 (NE) OT

1994—Patriots, 26-20 (NE) OT

1997—Vikings, 23-18 (M)

2000—Vikings, 21-13 (NE)

2002—Patriots, 24-17 (NE)

2006—Patriots, 31-7 (M)

2010—Patriots, 28-18 (NE)

2014—Patriots, 30-7 (M)

2018—Patriots, 24-10 (NE)

(RS Pts.—Patriots 284, Vikings 254)

*\*Franchise in Boston prior to 1971*

**MINNESOTA vs. NEW ORLEANS**

RS: Vikings lead series, 19-12;  
 PS: Vikings lead series, 4-1

1968—Saints, 20-17 (NO)

1970—Vikings, 26-0 (M)

1971—Vikings, 23-10 (NO)

1972—Vikings, 37-6 (M)

1974—Vikings, 29-9 (M)

1975—Vikings, 20-7 (NO)

1976—Vikings, 40-9 (NO)

1978—Saints, 31-24 (NO)

1980—Vikings, 23-20 (NO)

1981—Vikings, 20-10 (M)

1983—Saints, 17-16 (NO)

1985—Saints, 30-23 (M)

1986—Vikings, 33-17 (M)

1987—Vikings, 44-10 (NO)

1988—Vikings, 45-3 (M)

1990—Vikings, 32-3 (M)

1991—Saints, 26-0 (NO)

1993—Saints, 17-14 (M)

1994—Vikings, 21-20 (M)

1995—Vikings, 43-24 (M)

1998—Vikings, 31-24 (M)

2000—\*\*Vikings, 34-16 (M)

2001—Saints, 28-15 (NO)

2002—Vikings, 32-31 (NO)

2004—Vikings, 38-31 (NO)

2005—Vikings, 33-16 (M)

2008—Vikings, 30-27 (NO)

2009—\*\*\*Saints, 31-28 (NO) OT

2010—Saints, 14-9 (NO)

2011—Saints, 42-20 (M)

2014—Saints, 20-9 (NO)

2017—Vikings, 29-19 (M)

\*\*Vikings, 29-24 (M)

2018—Saints, 30-20 (M)

2019—Vikings, 26-20 (NO) OT

2020—Saints, 52-33 (NO)

(RS Pts.—Vikings 785, Saints 613)

(PS Pts.—Vikings 161, Saints 101)

*\*NFC First-Round Playoff*

*\*\*NFC Divisional Playoff*

*\*\*\*NFC Championship*

**MINNESOTA vs. N.Y. GIANTS**

RS: Vikings lead series, 16-10;  
 PS: Giants lead series, 2-1

1964—Vikings, 30-21 (NY)

1965—Vikings, 40-14 (M)

1967—Vikings, 27-24 (M)

1969—Giants, 24-23 (NY)

1971—Vikings, 17-10 (NY)

1973—Vikings, 31-7 (New Haven)

1976—Vikings, 24-7 (M)

1986—Giants, 22-20 (M)

1989—Giants, 24-14 (NY)

1990—Giants, 23-15 (NY)

1993—Giants, 17-10 (NY)

1994—Vikings, 27-10 (NY)

1996—Giants, 15-10 (NY)

1997—Vikings, 23-22 (NY)

1999—Vikings, 34-17 (NY)

2000—\*\*Giants, 41-0 (NY)

2001—Vikings, 28-16 (M)

2002—Giants, 27-20 (M)

2003—Giants, 29-17 (M)

2004—Giants, 34-13 (M)

2005—Vikings, 24-21 (NY)

2007—Vikings, 41-17 (NY)

2008—Vikings, 20-19 (M)

2009—Vikings, 44-7 (M)

2010—Giants, 21-3 (Detroit)

2013—Giants, 23-7 (NY)

2015—Vikings, 49-17 (M)

2016—Vikings, 24-10 (M)

2019—Vikings, 28-10 (NY)

(RS Pts.—Vikings 630, Giants 469)

(PS Pts.—Giants 80, Vikings 33)

*\*NFC First-Round Playoff*

*\*\*NFC Championship*

**MINNESOTA vs. N.Y. JETS**

RS: Jets lead series, 8-3

1970—Jets, 20-10 (NY)

1975—Vikings, 29-21 (M)

1979—Jets, 14-7 (NY)

1982—Jets, 42-14 (M)

1994—Jets, 31-21 (M)

1997—Jets, 23-21 (NY)

2002—Jets, 20-7 (NY)

2006—Jets, 26-13 (M)

2010—Jets, 29-20 (NY)

2014—Vikings, 30-24 (M) OT

2018—Vikings, 37-17 (NY)

(RS Pts.—Jets 267, Vikings 209)

**MINNESOTA vs. PHILADELPHIA**

RS: Vikings lead series, 15-10;  
 PS: Eagles lead series, 4-0

1962—Vikings, 31-21 (M)

1963—Vikings, 34-13 (P)

1968—Vikings, 24-17 (P)

1971—Vikings, 13-0 (P)

1973—Vikings, 28-21 (M)

1976—Vikings, 31-12 (P)

1978—Vikings, 28-27 (M)

1980—Eagles, 42-7 (M)

\*Eagles, 31-16 (P)

1981—Vikings, 35-23 (M)

1984—Eagles, 19-17 (P)

1985—Vikings, 28-23 (P)

Eagles, 37-35 (M)

1988—Vikings, 23-21 (M)

1989—Eagles, 10-9 (P)

1990—Eagles, 32-24 (P)

1992—Eagles, 28-17 (P)

1997—Vikings, 28-19 (M)

2001—Eagles, 48-17 (P)

2004—Eagles, 27-16 (P)

\*Eagles, 27-14 (P)

2007—Eagles, 23-16 (M)

2008—\*\*Eagles, 26-14 (M)

2010—Vikings, 24-14 (P)

2013—Vikings, 48-30 (M)

2016—Eagles, 21-10 (P)

2017—\*\*\*Eagles, 38-7 (P)

2018—Vikings, 23-21 (P)

2019—Vikings, 38-20 (M)

(RS Pts.—Vikings 604, Eagles 569)

(PS Pts.—Eagles 122, Vikings 51)

*\*NFC Divisional Playoff*

*\*\*NFC First-Round Playoff*

*\*\*\*NFC Championship*

**MINNESOTA vs. PITTSBURGH**

RS: Vikings lead series, 10-8;  
 PS: Steelers lead series, 1-0

1962—Steelers, 39-31 (P)

1964—Vikings, 30-10 (M)

1967—Vikings, 41-27 (P)

1969—Vikings, 52-14 (M)

1972—Steelers, 23-10 (P)

1974—\*Steelers, 16-6 (New Orleans)

1976—Vikings, 17-6 (M)

1980—Steelers, 23-17 (M)

1983—Vikings, 17-14 (P)

1986—Vikings, 31-7 (M)

1989—Steelers, 27-14 (P)

1992—Vikings, 6-3 (P)

1995—Vikings, 44-24 (P)

2001—Steelers, 21-16 (P)

2005—Steelers, 18-3 (M)

2009—Steelers, 27-17 (P)

2013—Vikings, 34-27 (London)

2017—Steelers, 26-9 (P)

2021—Vikings, 36-28 (M)

(RS Pts.—Vikings 425, Steelers 364)

(PS Pts.—Steelers 16, Vikings 6)

*\*Super Bowl IX*



## ALL-TIME TEAM VS. TEAM RESULTS

**MINNESOTA vs. SAN FRANCISCO**

RS: Vikings lead series, 22-20-1;

PS: 49ers lead series, 5-1

1961—49ers, 38-24 (M)  
     49ers, 38-28 (SF)  
 1962—49ers, 21-7 (SF)  
     49ers, 35-12 (M)  
 1963—Vikings, 24-20 (SF)  
     Vikings, 45-14 (M)  
 1964—Vikings, 27-22 (SF)  
     Vikings, 24-7 (M)  
 1965—Vikings, 42-41 (SF)  
     49ers, 45-24 (M)  
 1966—Tie, 20-20 (SF)  
     Vikings, 28-3 (M)  
 1967—49ers, 27-21 (M)  
 1968—Vikings, 30-20 (SF)  
 1969—Vikings, 10-7 (M)  
 1970—\*49ers, 17-14 (M)  
 1971—49ers, 13-9 (M)  
 1972—49ers, 20-17 (SF)  
 1973—Vikings, 17-13 (SF)  
 1975—Vikings, 27-17 (M)  
 1976—49ers, 20-16 (SF)  
 1977—Vikings, 28-27 (M)  
 1979—Vikings, 28-22 (M)  
 1983—49ers, 48-17 (M)  
 1984—49ers, 51-7 (SF)  
 1985—Vikings, 28-21 (M)  
 1986—Vikings, 27-24 (SF) OT  
 1987—\*Vikings, 36-24 (SF)  
 1988—49ers, 24-21 (SF)  
     \*49ers, 34-9 (SF)  
 1989—\*49ers, 41-13 (SF)  
 1990—49ers, 20-17 (M)  
 1991—Vikings, 17-14 (M)  
 1992—49ers, 20-17 (M)  
 1993—49ers, 38-19 (SF)  
 1994—Vikings, 21-14 (M)  
 1995—49ers, 37-30 (SF)  
 1997—49ers, 28-17 (SF)  
     \*49ers, 38-22 (SF)  
 1999—Vikings, 40-16 (M)  
 2003—Vikings, 35-7 (M)  
 2006—49ers, 9-3 (SF)  
 2007—Vikings, 27-7 (SF)  
 2009—Vikings, 27-24 (M)  
 2012—Vikings, 24-13 (M)  
 2015—49ers, 20-3 (SF)  
 2018—Vikings, 24-16 (M)  
 2019—\*49ers, 27-10 (SF)  
 2021—49ers, 34-26 (SF)  
 (RS Pts.—49ers 975, Vikings 955)  
 (PS Pts.—49ers 181, Vikings 104)  
*\*NFC Divisional Playoff*  
**MINNESOTA vs. SEATTLE**  
 RS: Seahawks lead series, 12-6;  
 PS: Seahawks lead series, 1-0  
 1976—Vikings, 27-21 (M)  
 1978—Seahawks, 29-28 (S)  
 1984—Seahawks, 20-12 (M)  
 1987—Seahawks, 28-17 (S)  
 1990—Vikings, 24-21 (S)  
 1996—Seahawks, 42-23 (S)  
 2002—Seahawks, 48-23 (S)  
 2003—Vikings, 34-7 (M)  
 2004—Seahawks, 27-23 (M)  
 2006—Vikings, 31-13 (S)  
 2009—Vikings, 35-9 (M)  
 2012—Seahawks, 30-20 (S)  
 2013—Seahawks, 41-20 (S)  
 2015—Seahawks, 38-7 (M)  
     \*Seahawks, 10-9 (M)  
 2018—Seahawks, 21-7 (S)  
 2019—Seahawks, 37-30 (S)  
 2020—Seahawks, 27-26 (S)  
 2021—Vikings, 30-17 (M)  
 (RS Pts.—Seahawks 476, Vikings 417)

(PS Pts.—Seahawks 10, Vikings 9)

\*NFC First-Round Playoff

**MINNESOTA vs. TAMPA BAY**

RS: Vikings lead series, 33-23

1977—Vikings, 9-3 (TB)

1978—Buccaneers, 16-10 (M)

Vikings, 24-7 (TB)

1979—Buccaneers, 12-10 (M)

Vikings, 23-22 (TB)

1980—Vikings, 38-30 (M)

Vikings, 21-10 (TB)

1981—Buccaneers, 21-13 (TB)

Vikings, 25-10 (M)

1982—Vikings, 17-10 (M)

1983—Vikings, 19-16 (TB) OT

Buccaneers, 17-12 (M)

1984—Buccaneers, 35-31 (TB)

Vikings, 27-24 (M)

1985—Vikings, 31-16 (TB)

Vikings, 26-7 (M)

1986—Vikings, 23-10 (TB)

Vikings, 45-13 (M)

1987—Buccaneers, 20-10 (TB)

Vikings, 23-17 (M)

1988—Vikings, 14-13 (M)

Vikings, 49-20 (TB)

1989—Vikings, 17-3 (M)

Vikings, 24-10 (TB)

1990—Buccaneers, 23-20 (M) OT

Buccaneers, 26-13 (TB)

1991—Vikings, 28-13 (M)

Vikings, 26-24 (TB)

1992—Vikings, 26-20 (M)

Vikings, 35-7 (TB)

1993—Vikings, 15-0 (M)

Buccaneers, 23-10 (TB)

1994—Vikings, 36-13 (TB)

Buccaneers, 20-17 (M) OT

1995—Buccaneers, 20-17 (TB) OT

Vikings, 31-17 (M)

1996—Buccaneers, 24-13 (TB)

Vikings, 21-10 (M)

1997—Buccaneers, 28-14 (M)

Vikings, 10-6 (TB)

1998—Vikings, 31-7 (M)

Buccaneers, 27-24 (TB)

1999—Vikings, 21-14 (M)

Buccaneers, 24-17 (TB)

2000—Vikings, 30-23 (M)

Buccaneers, 41-13 (TB)

2001—Vikings, 20-16 (M)

Buccaneers, 41-14 (TB)

2002—Buccaneers, 38-24 (TB)

2005—Buccaneers, 24-13 (M)

2008—Buccaneers, 19-13 (TB)

2011—Buccaneers, 24-20 (M)

2012—Buccaneers, 36-17 (M)

2014—Vikings, 19-13 (TB) OT

2017—Vikings, 34-17 (M)

2020—Buccaneers, 26-14 (TB)

(RS Pts.—Vikings 1,197, Buccaneers 1,026)

**MINNESOTA vs. TENNESSEE**

RS: Vikings lead series, 9-5

1974—Vikings, 51-10 (M)

1980—Oilers, 20-16 (H)

1983—Vikings, 34-14 (M)

1986—Oilers, 23-10 (H)

1989—Vikings, 38-7 (M)

1992—Oilers, 17-13 (M)

1995—Vikings, 23-17 (M) OT

1998—Vikings, 26-16 (T)

2001—Vikings, 42-24 (M)

2004—Vikings, 20-3 (M)

2008—Titans, 30-17 (T)

2012—Vikings, 30-7 (M)

2016—Vikings, 25-16 (T)

2020—Titans, 31-30 (M)

(RS Pts.—Vikings 375, Titans 235)

\*Franchise in Houston prior to 1997; known as Oilers prior to 1999

**MINNESOTA vs. WASHINGTON**

RS: Vikings lead series, 12-10;

PS: Commanders lead series, 3-2

1968—Vikings, 27-14 (M)

1970—Vikings, 19-10 (W)

1972—Redskins, 24-21 (M)

1973—\*Vikings, 27-20 (M)

1975—Redskins, 31-30 (W)

1976—\*\*Vikings, 35-20 (M)

1980—Vikings, 39-14 (W)

1982—\*\*\*Redskins, 21-7 (W)

1984—Redskins, 31-17 (M)

1986—Redskins, 44-38 (W) OT

1987—Redskins, 27-24 (M) OT

\*\*\*Redskins, 17-10 (W)

1992—Redskins, 15-13 (M)

\*\*\*\*Redskins, 24-7 (M)

1993—Vikings, 14-9 (W)

1998—Vikings, 41-7 (M)

2004—Redskins, 21-18 (W)

2006—Vikings, 19-16 (W)

2007—Redskins, 32-21 (M)

2010—Vikings, 17-13 (W)

2011—Vikings, 33-26 (W)

2012—Redskins, 38-26 (W)

2013—Vikings, 34-27 (M)

2014—Vikings, 29-26 (M)

2016—Redskins, 26-20 (W)

2017—Vikings, 38-30 (W)

2019—Vikings, 19-9 (M)

(RS Pts.—Vikings 557, Commanders 490)

(PS Pts.—Commanders 102, Vikings 86)

\*Franchise known as Redskins prior to 2020;

Washington Football Team prior to 2022

\*\*NFC Divisional Playoff

\*\*\*NFC Second-Round Playoff

\*\*\*\*NFC Championship

\*\*\*\*\*NFC First-Round Playoff

**NEW ENGLAND vs. ARIZONA**

RS: Patriots lead series, 8-7;

See Arizona vs. New England

**NEW ENGLAND vs. ATLANTA**

RS: Patriots lead series, 9-6;

PS: Patriots lead series, 1-0;

See Atlanta vs. New England

**NEW ENGLAND vs. BALTIMORE**

RS: Patriots lead series, 9-2;

PS: Series tied, 2-2;

See Baltimore vs. New England

**NEW ENGLAND vs. BUFFALO**

RS: Patriots lead series, 76-46-1;

PS: Series tied, 1-1;

See Buffalo vs. New England

**NEW ENGLAND vs. CAROLINA**

RS: Panthers lead series, 4-3

PS: Patriots lead series, 1-0;

See Carolina vs. New England

**NEW ENGLAND vs. CHICAGO**

RS: Patriots lead series, 10-3

PS: Bears lead series, 1-0;

See Chicago vs. New England

**NEW ENGLAND vs. CINCINNATI**

RS: Patriots lead series, 17-9;

See Cincinnati vs. New England

**NEW ENGLAND vs. CLEVELAND**

RS: Patriots lead series, 13-12;

PS: Browns lead series, 1-0;

See Cleveland vs. New England

**NEW ENGLAND vs. DALLAS**

RS: Cowboys lead series, 8-6;

See Dallas vs. New England

**NEW ENGLAND vs. DENVER**

RS: Broncos lead series, 27-22

PS: Broncos lead series, 4-1;

See Denver vs. New England

## ALL-TIME TEAM VS. TEAM RESULTS

**NEW ENGLAND vs. DETROIT**

RS: Patriots lead series, 7-5;

PS: See Detroit vs. New England

**NEW ENGLAND vs. GREEN BAY**

RS: Patriots lead series, 6-5;

PS: Packers lead series, 1-0;

See Green Bay vs. New England

**NEW ENGLAND vs. HOUSTON**

RS: Patriots lead series, 9-3;

PS: Patriots lead series, 2-0;

See Houston vs. New England

**NEW ENGLAND vs. INDIANAPOLIS**

RS: Patriots lead series, 48-29;

PS: Patriots lead series, 4-1;

See Indianapolis vs. New England

**NEW ENGLAND vs. JACKSONVILLE**

RS: Patriots lead series, 8-1;

PS: Patriots lead series, 4-1;

See Jacksonville vs. New England

**NEW ENGLAND vs. KANSAS CITY**

RS: Chiefs lead series, 20-14-3;

PS: Patriots lead series, 2-0;

See Kansas City vs. New England

**NEW ENGLAND vs. LAS VEGAS**

RS: Patriots lead series, 18-14-1;

PS: Patriots lead series, 2-1;

See Las Vegas vs. New England

**NEW ENGLAND vs. L.A. CHARGERS**

RS: Patriots lead series, 24-14-2;

PS: Patriots lead series, 3-1;

See L.A. Chargers vs. New England

**NEW ENGLAND vs. L.A. RAMS**

RS: Patriots lead series, 7-6;

PS: Patriots lead series, 2-0;

See L.A. Rams vs. New England

**NEW ENGLAND vs. MIAMI**

RS: Dolphins lead series, 58-52;

PS: Patriots lead series, 2-1;

See Miami vs. New England

**NEW ENGLAND vs. MINNESOTA**

RS: Patriots lead series, 9-4;

See Minnesota vs. New England

**NEW ENGLAND vs. NEW ORLEANS**

RS: Patriots lead series, 10-5

1972—Patriots, 17-10 (NO)

1976—Patriots, 27-6 (NE)

1980—Patriots, 38-27 (NO)

1983—Patriots, 7-0 (NE)

1986—Patriots, 21-20 (NO)

1989—Saints, 28-24 (NE)

1992—Saints, 31-14 (NE)

1995—Saints, 31-17 (NE)

1998—Patriots, 30-27 (NO)

2001—Patriots, 34-17 (NE)

2005—Patriots, 24-17 (NE)

2009—Saints, 38-17 (NO)

2013—Patriots, 30-27 (NE)

2017—Patriots, 36-20 (NO)

2021—Saints, 28-13 (NE)

(RS Pts.—Patriots 349, Saints 327)

**\*NEW ENGLAND vs. N.Y. GIANTS**

RS: Patriots lead series, 7-4;

PS: Giants lead series, 2-0

1970—Giants, 16-0 (B)

1974—Patriots, 28-20 (New Haven)

1987—Giants, 17-10 (NY)

1990—Giants, 13-10 (NE)

1996—Patriots, 23-22 (NY)

1999—Patriots, 16-14 (NE)

2003—Patriots, 17-6 (NE)

2007—Patriots, 38-35 (NY)

\*\*Giants, 17-14 (Arizona)

2011—Giants, 24-20 (NE)

\*\*\*Giants, 21-17 (Indianapolis)

2015—Patriots, 27-26 (NY)

2019—Patriots, 35-14 (NE)

(RS Pts.—Patriots 224, Giants 207)

(PS Pts.—Giants 38, Patriots 31)

*\*Franchise in Boston prior to 1971**\*\*Super Bowl XLII**\*\*\*Super Bowl XLVII***\*NEW ENGLAND vs. \*\*N.Y. JETS**

RS: Patriots lead series, 69-53-1;

PS: Patriots lead series, 2-1

1960—Patriots, 28-24 (NY)

Patriots, 38-21 (B)

1961—Titans, 21-20 (B)

Titans, 37-30 (NY)

1962—Patriots, 43-14 (NY)

Patriots, 24-17 (B)

1963—Patriots, 38-14 (B)

Jets, 31-24 (NY)

1964—Patriots, 26-10 (B)

Jets, 35-14 (NY)

1965—Jets, 30-20 (B)

Patriots, 27-23 (NY)

1966—Tie, 24-24 (B)

Jets, 38-28 (NY)

1967—Jets, 30-23 (NY)

Jets, 29-24 (B)

1968—Jets, 47-31 (Birmingham)

Jets, 48-14 (NY)

1969—Jets, 23-14 (B)

Jets, 23-17 (NY)

1970—Jets, 31-21 (B)

Jets, 17-3 (NY)

1971—Patriots, 20-0 (NE)

Jets, 13-6 (NY)

1972—Jets, 41-13 (NE)

Jets, 34-10 (NY)

1973—Jets, 9-7 (NE)

Jets, 33-13 (NY)

1974—Patriots, 24-0 (NY)

Jets, 21-16 (NE)

1975—Jets, 36-7 (NY)

Jets, 30-28 (NE)

1976—Patriots, 41-7 (NE)

Patriots, 38-24 (NY)

1977—Jets, 30-27 (NY)

Patriots, 24-13 (NE)

1978—Patriots, 55-21 (NE)

Patriots, 19-17 (NY)

1979—Patriots, 56-3 (NE)

Jets, 27-26 (NY)

1980—Patriots, 21-11 (NY)

Patriots, 34-21 (NE)

1981—Jets, 28-24 (NY)

Jets, 17-6 (NE)

1982—Jets, 31-7 (NE)

1983—Patriots, 23-13 (NE)

Jets, 26-3 (NY)

1984—Patriots, 28-21 (NY)

Patriots, 30-20 (NE)

1985—Patriots, 20-13 (NE)

Jets, 16-13 (NY) OT

\*\*\*Patriots, 26-14 (NY)

1986—Patriots, 20-6 (NY)

Jets, 31-24 (NE)

1987—Jets, 43-24 (NY)

Patriots, 42-20 (NE)

1988—Patriots, 28-3 (NE)

Patriots, 14-13 (NY)

1989—Patriots, 27-24 (NY)

Jets, 27-26 (NE)

1990—Giants, 37-13 (NE)

Jets, 42-7 (NY)

1991—Jets, 28-21 (NE)

Patriots, 6-3 (NY)

1992—Jets, 30-21 (NY)

Patriots, 24-3 (NE)

1993—Jets, 45-7 (NY)

Jets, 6-0 (NE)

1994—Jets, 24-17 (NY)

Patriots, 24-13 (NE)

1995—Patriots, 20-7 (NY)

Patriots, 31-28 (NE)

1996—Patriots, 31-27 (NY)

Patriots, 34-10 (NE)

1997—Patriots, 27-24 (NE) OT

Jets, 24-19 (NY)

1998—Jets, 24-14 (NE)

Jets, 31-10 (NY)

1999—Patriots, 30-28 (NY)

Jets, 24-17 (NE)

2000—Jets, 20-19 (NY)

Jets, 34-17 (NE)

2001—Jets, 10-3 (NE)

Patriots, 17-16 (NY)

2002—Patriots, 44-7 (NY)

Jets, 30-17 (NE)

2003—Patriots, 23-16 (NE)

Patriots, 21-16 (NY)

2004—Patriots, 13-7 (NE)

Patriots, 23-7 (NY)

2005—Patriots, 16-3 (NE)

Patriots, 31-21 (NY)

2006—Patriots, 24-17 (NY)

Jets, 17-14 (NE)

\*\*\*Patriots, 37-16 (NE)

2007—Patriots, 38-14 (NY)

Patriots, 20-10 (NE)

2008—Patriots, 19-10 (NY)

Jets, 34-31 (NE) OT

2009—Jets, 16-9 (NY)

Patriots, 31-14 (NE)

2010—Jets, 28-14 (NY)

Patriots, 45-3 (NE)

\*\*\*\*Jets, 28-21 (NE)

2011—Patriots, 30-21 (NE)

Patriots, 37-16 (NY)

2012—Patriots, 29-26 (NE) OT

Patriots, 49-19 (NY)

2013—Patriots, 13-10 (NE)

Jets, 30-27 (NY) OT

2014—Patriots, 27-25 (NE)

Patriots, 17-16 (NY)

2015—Patriots, 30-23 (NE)

Jets, 26-20 (NY) OT

2016—Patriots, 22-17 (NY)

Patriots, 41-3 (NE)

2017—Patriots, 24-17 (NY)

Patriots, 26-6 (NE)

2018—Patriots, 27-13 (NY)

Patriots, 38-3 (NE)

2019—Patriots, 30-14 (NE)

Patriots, 33-0 (NY)

2020—Patriots, 30-27 (NY)

Patriots, 28-14 (NE)

2021—Patriots, 25-6 (NY)

Patriots, 54-13 (NE)

(RS Pts.—Patriots 2,894, Jets 2,483)

(PS Pts.—Patriots 84, Jets 58)

*\*Franchise in Boston prior to 1971**\*\*Jets known as Titans prior to 1963**\*\*\*AFC First-Round Playoff**\*\*\*\*AFC Divisional Playoff***NEW ENGLAND vs. PHILADELPHIA**

RS: Eagles lead series, 7-6;

PS: Series tied, 1-1

1973—Eagles, 24-23 (P)

1977—Patriots, 14-6 (NE)

1978—Patriots, 24-14 (NE)

1981—Eagles, 13-3 (P)

1984—Eagles, 27-17 (P)

1987—Eagles, 34-31 (NE) OT

1990—Eagles, 48-20 (P)

1999—Eagles, 24-9 (P)

2003—Patriots, 31-10 (P)

2004—Patriots, 24-21 (Jacksonville)

2007—Patriots, 31-28 (NE)

2011—Patriots, 38-20 (P)

2015—Eagles, 35-28 (NE)

2017—Eagles, 41-33 (Minnesota)

2019—Patriots, 17-10 (P)

## ALL-TIME TEAM VS. TEAM RESULTS

(RS Pts.—Eagles 293, Patriots 286)

(PS Pts.—Eagles 62, Patriots 57)

*\*Super Bowl XXXIX**\*\*Super Bowl LIII***NEW ENGLAND vs. PITTSBURGH**

RS: Steelers lead series, 15-13;

PS: Patriots lead series, 4-1

1972—Steelers, 33-3 (P)

1974—Steelers, 21-17 (NE)

1976—Patriots, 30-27 (P)

1979—Steelers, 16-13 (NE) OT

1981—Steelers, 27-21 (P) OT

1982—Steelers, 37-14 (P)

1983—Patriots, 28-23 (P)

1986—Patriots, 34-0 (P)

1989—Steelers, 28-10 (P)

1990—Steelers, 24-3 (P)

1991—Steelers, 20-6 (P)

1993—Steelers, 17-14 (P)

1995—Steelers, 41-27 (P)

1996—\*Patriots, 28-3 (NE)

1997—Steelers, 24-21 (NE) OT

\*Steelers, 7-6 (P)

1998—Patriots, 23-9 (P)

2001—\*\*Patriots, 24-17 (P)

2002—Patriots, 30-14 (NE)

2004—Steelers, 34-20 (P)

\*\*Patriots, 41-27 (P)

2005—Patriots, 23-20 (P)

2007—Patriots, 34-13 (NE)

2008—Steelers, 33-10 (NE)

2010—Patriots, 39-26 (P)

2011—Steelers, 25-17 (P)

2013—Patriots, 55-31 (NE)

2015—Patriots, 28-21 (NE)

2016—Patriots, 27-16 (P)

\*\*Patriots, 36-17 (NE)

2017—Patriots, 27-24 (P)

2018—Steelers, 17-10 (P)

2019—Patriots, 33-3 (NE)

(RS Pts.—Steelers 624, Patriots 617)

(PS Pts.—Patriots 135, Steelers 71)

*\*AFC Divisional Playoff**\*\*AFC Championship***NEW ENGLAND vs. SAN FRANCISCO**

RS: 49ers lead series, 9-5

1971—49ers, 27-10 (SF)

1975—Patriots, 24-16 (NE)

1980—49ers, 21-17 (SF)

1983—49ers, 33-13 (NE)

1986—49ers, 29-24 (NE)

1989—49ers, 37-20 (SF)

1992—49ers, 24-12 (NE)

1995—49ers, 28-3 (SF)

1998—Patriots, 24-21 (NE)

2004—Patriots, 21-7 (NE)

2008—Patriots, 30-21 (SF)

2012—49ers, 41-34 (NE)

2016—Patriots, 30-17 (SF)

2020—49ers, 33-6 (NE)

(RS Pts.—49ers 355, Patriots 268)

**NEW ENGLAND vs. SEATTLE**

RS: Seahawks lead series, 10-8;

PS: Patriots lead series, 1-0

1977—Patriots, 31-0 (NE)

1980—Patriots, 37-31 (S)

1982—Patriots, 16-0 (S)

1983—Seahawks, 24-6 (S)

1984—Patriots, 38-23 (NE)

1985—Patriots, 20-13 (S)

1986—Seahawks, 38-31 (NE)

1988—Patriots, 13-7 (NE)

1989—Seahawks, 24-3 (NE)

1990—Seahawks, 33-20 (NE)

1992—Seahawks, 10-6 (NE)

1993—Seahawks, 17-14 (NE)

Seahawks, 10-9 (S)

2004—Patriots, 30-20 (NE)

2008—Patriots, 24-21 (S)

2012—Seahawks, 24-23 (S)

2014—\*Patriots, 28-24 (Phoenix)

2016—Seahawks, 31-24 (NE)

2020—Seahawks, 35-30 (S)

(RS Pts.—Patriots 375, Seahawks 361)

(PS Pts.—Patriots 28, Seahawks 24)

*\*Super Bowl XLIX***NEW ENGLAND vs. TAMPA BAY**

RS: Patriots lead series, 7-3

1976—Patriots, 31-14 (TB)

1985—Patriots, 32-14 (TB)

1988—Patriots, 10-7 (NE) OT

1997—Buccaneers, 27-7 (TB)

2000—Buccaneers, 21-16 (NE)

2005—Patriots, 28-0 (NE)

2009—Patriots, 35-7 (London)

2013—Patriots, 23-3 (NE)

2017—Patriots, 19-14 (TB)

2021—Buccaneers, 19-17 (NE)

(RS Pts.—Patriots 218, Buccaneers 126)

**\*NEW ENGLAND vs. \*\*TENNESSEE**

RS: Patriots lead series, 24-16-1;

PS: Series tied, 2-2

1960—Oilers, 24-10 (B)

Oilers, 37-21 (H)

1961—Tie, 31-31 (B)

Oilers, 27-15 (H)

1962—Patriots, 34-21 (B)

Oilers, 21-17 (H)

1963—Patriots, 45-3 (B)

Patriots, 46-28 (H)

1964—Patriots, 25-24 (B)

Patriots, 34-17 (H)

1965—Oilers, 31-10 (H)

Patriots, 42-14 (B)

1966—Patriots, 27-21 (B)

Patriots, 38-14 (H)

1967—Patriots, 18-7 (B)

Oilers, 27-6 (H)

1968—Oilers, 16-0 (B)

Oilers, 45-17 (H)

1969—Patriots, 24-0 (B)

Oilers, 27-23 (H)

1971—Patriots, 28-20 (NE)

1973—Patriots, 32-0 (H)

1975—Oilers, 7-0 (NE)

1978—Oilers, 26-23 (NE)

\*\*\*Oilers, 31-14 (NE)

1980—Oilers, 38-34 (H)

1981—Patriots, 38-10 (NE)

1982—Patriots, 29-21 (NE)

1987—Patriots, 21-7 (H)

1988—Oilers, 31-6 (H)

1989—Patriots, 23-13 (NE)

1991—Patriots, 24-20 (NE)

1993—Oilers, 28-14 (NE)

1998—Patriots, 27-16 (NE)

2002—Titans, 24-7 (T)

2003—Patriots, 38-30 (NE)

\*\*\*Patriots, 17-14 (NE)

2006—Patriots, 40-23 (T)

2009—Patriots, 59-0 (NE)

2012—Patriots, 34-13 (T)

2015—Patriots, 33-16 (NE)

2017—\*\*\*Patriots, 35-14 (NE)

2018—Titans, 34-10 (T)

2019—\*\*\*\*Titans, 20-13 (NE)

2021—Patriots, 36-13 (NE)

(RS Pts.—Patriots 1,039, Titans 825)

(PS Pts.—Patriots 79, Titans 79)

*\*Franchise in Boston prior to 1971**\*\*Franchise in Houston prior to 1997; known**as Oilers prior to 1999**\*\*\*AFC Divisional Playoff**\*\*\*\*AFC First-Round Playoff***NEW ENGLAND vs. \*WASHINGTON**

RS: Commanders lead series, 6-5

1972—Patriots, 24-23 (NE)

1978—Redskins, 16-14 (NE)

1981—Redskins, 24-22 (W)

1984—Redskins, 26-10 (NE)

1990—Redskins, 25-10 (NE)

1996—Redskins, 27-22 (NE)

2003—Redskins, 20-17 (W)

2007—Patriots, 52-7 (NE)

2011—Patriots, 34-27 (W)

2015—Patriots, 27-10 (NE)

2019—Patriots, 33-7 (W)

(RS Pts.—Patriots 265, Commanders 212)

*\*Franchise known as Redskins prior to 2020;**Washington Football Team prior to 2022***NEW ORLEANS vs. ARIZONA**

RS: Series tied, 15-15;

PS: Saints lead series, 1-0;

See Arizona vs. New Orleans

**NEW ORLEANS vs. ATLANTA**

RS: Falcons lead series, 53-52;

PS: Falcons lead series, 1-0;

See Atlanta vs. New Orleans

**NEW ORLEANS vs. BALTIMORE**

RS: Ravens lead series, 5-2;

See Baltimore vs. New Orleans

**NEW ORLEANS vs. BUFFALO**

RS: Saints lead series, 7-5;

See Buffalo vs. New Orleans

**NEW ORLEANS vs. CAROLINA**

RS: Saints lead series, 28-26;

PS: Saints lead series, 1-0;

See Carolina vs. New Orleans

**NEW ORLEANS vs. CHICAGO**

RS: Saints lead series, 17-13

PS: Bears lead series, 2-1;

See Chicago vs. New Orleans

**NEW ORLEANS vs. CINCINNATI**

RS: Series tied, 7-7;

See Cincinnati vs. New Orleans

**NEW ORLEANS vs. CLEVELAND**

RS: Browns lead series, 13-5;

See Cleveland vs. New Orleans

**NEW ORLEANS vs. DALLAS**

RS: Cowboys lead series, 18-13;

See Dallas vs. New Orleans

**NEW ORLEANS vs. DENVER**

RS: Broncos lead series, 9-3;

See Denver vs. New Orleans

**NEW ORLEANS vs. DETROIT**

RS: Saints lead series, 13-12-1;

PS: Saints lead series, 1-0;

See Detroit vs. New Orleans

**NEW ORLEANS vs. GREEN BAY**

RS: Packers lead series, 17-10;

See Green Bay vs. New Orleans

**NEW ORLEANS vs. HOUSTON**

RS: Saints lead series, 3-2;

See Houston vs. New Orleans

**NEW ORLEANS vs. INDIANAPOLIS**

RS: Saints lead series, 8-5;

PS: Saints lead series, 1-0;

See Indianapolis vs. New Orleans

**NEW ORLEANS vs. JACKSONVILLE**

RS: Saints lead series, 5-2;

See Jacksonville vs. New Orleans

**NEW ORLEANS vs. KANSAS CITY**

RS: Chiefs lead series, 7-5;

See Kansas City vs. New Orleans

**NEW ORLEANS vs. LAS VEGAS**

RS: Raiders lead series, 7-6-1;

See Las Vegas vs. New Orleans

**NEW ORLEANS vs. L.A. CHARGERS**

RS: Chargers lead series, 7-6;

See L.A. Chargers vs. New Orleans

## ALL-TIME TEAM VS. TEAM RESULTS

**NEW ORLEANS vs. L.A. RAMS**

RS: Rams lead series, 42-33

PS: Series tied, 1-1;

See L.A. Rams vs. New Orleans

**NEW ORLEANS vs. MIAMI**

RS: Dolphins lead series, 7-6;

See Miami vs. New Orleans

**NEW ORLEANS vs. MINNESOTA**

RS: Vikings lead series, 19-12;

PS: Vikings lead series, 4-1;

See Minnesota vs. New Orleans

**NEW ORLEANS vs. NEW ENGLAND**

RS: Patriots lead series, 10-5;

See New England vs. New Orleans

**NEW ORLEANS vs. N.Y. GIANTS**

RS: Giants lead series, 17-14

1967—Giants, 27-21 (NY)

1968—Giants, 38-21 (NY)

1969—Saints, 25-24 (NY)

1970—Saints, 14-10 (NO)

1972—Giants, 45-21 (NY)

1975—Giants, 28-14 (NY)

1978—Saints, 28-17 (NO)

1979—Saints, 24-14 (NO)

1981—Giants, 20-7 (NY)

1984—Saints, 10-3 (NY)

1985—Giants, 21-13 (NO)

1986—Giants, 20-17 (NY)

1987—Saints, 23-14 (NO)

1988—Giants, 13-12 (NO)

1993—Giants, 24-14 (NO)

1994—Saints, 27-22 (NO)

1995—Giants, 45-29 (NY)

1996—Saints, 17-3 (NY)

1997—Giants, 14-9 (NY)

1999—Giants, 31-3 (NY)

2001—Giants, 21-13 (NY)

2003—Saints, 45-7 (NO)

2005—Giants, 27-10 (NY\*)

2006—Saints, 30-7 (NY)

2009—Saints, 48-27 (NO)

2011—Saints, 49-24 (NO)

2012—Giants, 52-27 (NY)

2015—Saints, 52-49 (NO)

2016—Giants, 16-13 (NY)

2018—Saints, 33-18 (NY)

2021—Giants, 27-21 (NO) OT

(RS Pts.—Giants 702, Saints 696)

\*Saints home game

**NEW ORLEANS vs. N.Y. JETS**

RS: Saints lead series, 8-6

1972—Jets, 18-17 (NY)

1977—Jets, 16-13 (NO)

1980—Saints, 21-20 (NY)

1983—Jets, 31-28 (NO)

1986—Jets, 28-23 (NY)

1989—Saints, 29-14 (NO)

1992—Saints, 20-0 (NY)

1995—Saints, 12-0 (NY)

2001—Jets, 16-9 (NO)

2005—Saints, 21-19 (NY)

2009—Saints, 24-10 (NO)

2013—Jets, 26-20 (NY)

2017—Saints, 31-19 (NO)

2021—Saints, 30-9 (NY)

(RS Pts.—Saints 298, Jets 226)

**NEW ORLEANS vs. PHILADELPHIA**

RS: Eagles lead series, 18-12;

PS: Saints lead series, 3-1

1967—Saints, 31-24 (NO)

Eagles, 48-21 (P)

1968—Eagles, 29-17 (P)

1969—Eagles, 13-10 (P)

Saints, 26-17 (NO)

1972—Saints, 21-3 (NO)

1974—Saints, 14-10 (NO)

1977—Eagles, 28-7 (P)

1978—Eagles, 24-17 (NO)

1979—Eagles, 26-14 (NO)

1980—Eagles, 34-21 (NO)

1981—Eagles, 31-14 (NO)

1983—Saints, 20-17 (P) OT

1985—Saints, 23-21 (NO)

1987—Eagles, 27-17 (P)

1989—Saints, 30-20 (NO)

1991—Saints, 13-6 (P)

1992—Eagles, 15-13 (P)

Eagles, 36-20 (NO)

1993—Eagles, 37-26 (P)

1995—Eagles, 15-10 (NO)

2000—Eagles, 21-7 (NO)

2003—Eagles, 33-20 (P)

2006—Saints, 27-24 (NO)

\*\*Saints, 27-24 (NO)

2007—Eagles, 38-23 (NO)

2009—Saints, 48-22 (P)

2012—Saints, 28-13 (NO)

2013—Saints, 26-24 (P)

2015—Eagles, 39-17 (P)

2018—Saints, 48-7 (NO)

\*\*Saints, 20-14 (NO)

2020—Eagles, 24-21 (P)

2021—Eagles, 40-29 (P)

(RS Pts.—Eagles 706, Saints 633)

(PS Pts.—Eagles 98, Saints 93)

\*NFC First-Round Playoff

\*\*NFC Divisional Playoff

**NEW ORLEANS vs. PITTSBURGH**

RS: Saints lead series, 9-7

1967—Steelers, 14-10 (NO)

1968—Saints, 16-12 (P)

Saints, 24-14 (NO)

1969—Saints, 27-24 (NO)

1974—Steelers, 28-7 (NO)

1978—Steelers, 20-14 (P)

1981—Steelers, 20-6 (NO)

1984—Saints, 27-24 (NO)

1987—Saints, 20-16 (P)

1990—Steelers, 9-6 (NO)

1993—Steelers, 37-14 (P)

2002—Saints, 32-29 (NO)

2006—Steelers, 38-31 (P)

2010—Saints, 20-10 (NO)

2014—Saints, 35-32 (P)

2018—Saints, 31-28 (NO)

(RS Pts.—Steelers 355, Saints 320)

**NEW ORLEANS vs. SAN FRANCISCO**

RS: 49ers lead series, 48-27-2;

PS: 49ers lead series, 1-0

1967—49ers, 27-13 (SF)

1969—Saints, 43-38 (NO)

1970—Tie, 20-20 (SF)

49ers, 38-27 (NO)

1971—49ers, 38-20 (NO)

Saints, 26-20 (SF)

1972—49ers, 37-2 (NO)

Tie, 20-20 (SF)

1973—49ers, 40-0 (SF)

Saints, 16-10 (NO)

1974—49ers, 17-13 (NO)

49ers, 35-21 (SF)

1975—49ers, 35-21 (SF)

49ers, 16-6 (NO)

1976—49ers, 33-3 (SF)

49ers, 27-7 (NO)

1977—49ers, 10-7 (NO) OT

49ers, 20-17 (SF)

1978—Saints, 14-7 (SF)

Saints, 24-13 (NO)

1979—Saints, 30-21 (SF)

Saints, 31-20 (NO)

1980—49ers, 26-23 (NO)

49ers, 38-35 (SF) OT

1981—49ers, 21-14 (SF)

49ers, 21-17 (NO)

1982—Saints, 23-20 (SF)

1983—49ers, 32-13 (NO)

49ers, 27-0 (SF)

1984—49ers, 30-20 (SF)

49ers, 35-3 (NO)

1985—Saints, 20-17 (SF)

49ers, 31-19 (NO)

1986—49ers, 26-17 (SF)

Saints, 23-10 (NO)

1987—49ers, 24-22 (NO)

Saints, 26-24 (SF)

1988—49ers, 34-33 (NO)

49ers, 30-17 (SF)

1989—49ers, 24-20 (NO)

49ers, 31-13 (SF)

1990—49ers, 13-12 (NO)

Saints, 13-10 (SF)

1991—Saints, 10-3 (NO)

49ers, 38-24 (SF)

1992—49ers, 16-10 (NO)

49ers, 21-20 (SF)

1993—Saints, 16-13 (NO)

49ers, 42-7 (SF)

1994—49ers, 24-13 (SF)

49ers, 35-14 (NO)

1995—49ers, 24-22 (NO)

Saints, 11-7 (SF)

1996—49ers, 27-11 (SF)

49ers, 24-17 (NO)

1997—49ers, 33-7 (SF)

49ers, 23-0 (NO)

1998—49ers, 31-0 (NO)

49ers, 31-20 (SF)

1999—49ers, 28-21 (SF)

Saints, 24-6 (NO)

2000—Saints, 31-15 (NO)

Saints, 31-27 (SF)

2001—49ers, 28-27 (SF)

49ers, 38-0 (NO)

2002—Saints, 35-27 (NO)

2004—Saints, 30-27 (NO)

2006—Saints, 34-10 (NO)

2007—Saints, 31-10 (SF)

2008—Saints, 31-17 (NO)

2010—Saints, 25-22 (SF)

2011—49ers, 36-32 (SF)

2012—49ers, 31-21 (NO)

2013—Saints, 23-20 (NO)

2014—49ers, 27-24 (NO) OT

2016—Saints, 41-23 (SF)

2019—49ers, 48-46 (NO)

2020—Saints, 27-13 (NO)

(RS Pts.—49ers 1,875, Saints 1,468)

(PS Pts.—49ers 36, Saints 32)

\*NFC Divisional Playoff

**NEW ORLEANS vs. SEATTLE**

RS: Saints lead series, 9-6;

PS: Seahawks lead series, 2-0

1976—Saints, 51-27 (S)

1979—Seahawks, 38-24 (S)

1985—Seahawks, 27-3 (NO)

1988—Saints, 20-19 (S)

1991—Saints, 27-24 (NO)

1997—Saints, 20-17 (NO) OT

2000—Seahawks, 20-10 (S)

2003—Seahawks, 27-10 (S)

2004—Seahawks, 21-7 (NO)

2007—Saints, 28-17 (S)

2010—Saints, 34-19 (NO)

\*Seahawks, 41-36 (S)

2013—Seahawks, 34-7 (S)

\*\*Seahawks, 23-15 (S)

2016—Saints, 25-20 (NO)

2019—Saints, 33-27 (S)

2021—Saints, 13-10 (S)

(RS Pts.—Seahawks 347, Saints 312)

(PS Pts.—Seahawks 64, Saints 51)

\*NFC First-Round Playoff

\*\*NFC Divisional Playoff

## ALL-TIME TEAM VS. TEAM RESULTS

**NEW ORLEANS vs. TAMPA BAY**

RS: Saints lead series, 39-21;  
 PS: Buccaneers lead series, 1-0  
 1977—Buccaneers, 33-14 (NO)  
 1978—Saints, 17-10 (TB)  
 1979—Saints, 42-14 (TB)  
 1981—Buccaneers, 31-14 (NO)  
 1982—Buccaneers, 13-10 (NO)  
 1983—Saints, 24-21 (TB)  
 1984—Saints, 17-13 (NO)  
 1985—Saints, 20-13 (NO)  
 1986—Saints, 38-7 (NO)  
 1987—Saints, 44-34 (NO)  
 1988—Saints, 13-9 (NO)  
 1989—Buccaneers, 20-10 (TB)  
 1990—Saints, 35-7 (NO)  
 1991—Saints, 23-7 (NO)  
 1992—Saints, 23-21 (NO)  
 1994—Saints, 9-7 (TB)  
 1996—Buccaneers, 13-7 (TB)  
 1998—Saints, 9-3 (NO)  
 1999—Buccaneers, 31-16 (NO)  
 2001—Buccaneers, 48-21 (TB)  
 2002—Saints, 26-20 (TB) OT  
     Saints, 23-20 (NO)  
 2003—Saints, 17-14 (TB)  
     Buccaneers, 14-7 (NO)  
 2004—Buccaneers, 20-17 (NO)  
     Saints, 21-17 (TB)  
 2005—Buccaneers, 10-3 (Baton Rouge)  
     Buccaneers, 27-13 (TB)  
 2006—Saints, 24-21 (NO)  
     Saints, 31-14 (TB)  
 2007—Buccaneers, 31-14 (TB)  
     Buccaneers, 27-23 (NO)  
 2008—Saints, 24-20 (NO)  
     Buccaneers, 23-20 (TB)  
 2009—Saints, 38-7 (TB)  
     Buccaneers, 20-17 (NO) OT  
 2010—Saints, 31-6 (TB)  
     Buccaneers, 23-13 (NO)  
 2011—Buccaneers, 26-20 (TB)  
     Saints, 27-16 (NO)  
 2012—Saints, 35-28 (TB)  
     Saints, 41-0 (NO)  
 2013—Saints, 16-14 (TB)  
     Saints, 42-17 (NO)  
 2014—Saints, 37-31 (NO) OT  
     Saints, 23-20 (TB)  
 2015—Buccaneers, 26-19 (NO)  
     Saints, 24-17 (TB)  
 2016—Buccaneers, 16-11 (TB)  
     Saints, 31-24 (NO)  
 2017—Saints, 30-10 (NO)  
     Buccaneers, 31-24 (TB)  
 2018—Buccaneers, 48-40 (NO)  
     Saints, 28-14 (TB)  
 2019—Saints, 31-24 (NO)  
     Saints, 34-17 (TB)  
 2020—Saints, 34-23 (NO)  
     Saints, 38-3 (TB)  
     \*Buccaneers, 30-20 (NO)  
 2021—Saints, 36-27 (NO)  
     Saints, 9-0 (TB)  
 (RS Pts.—Saints 1,398, Buccaneers 1,121)  
 (PS Pts.—Buccaneers 30, Saints 20)  
**NEW ORLEANS vs. \*TENNESSEE**  
 RS: Titans lead series, 9-6-1  
 1971—Tie, 13-13 (H)  
 1976—Oilers, 31-26 (NO)  
 1978—Oilers, 17-12 (NO)  
 1981—Saints, 27-24 (H)  
 1984—Saints, 27-10 (H)  
 1987—Saints, 24-10 (NO)  
 1990—Oilers, 23-10 (H)  
 1993—Saints, 33-21 (NO)  
 1996—Oilers, 31-14 (NO)  
 1999—Titans, 24-21 (NO)

2003—Titans, 27-12 (T)  
 2007—Titans, 31-14 (NO)  
 2011—Saints, 22-17 (T)  
 2015—Titans, 34-28 (NO) OT  
 2019—Saints, 38-28 (T)  
 2021—Titans, 23-21 (T)  
 (RS Pts.—Titans 364, Saints 342)  
*\*Franchise in Houston prior to 1997; known as Oilers prior to 1999*  
**NEW ORLEANS vs. \*WASHINGTON**  
 RS: Commanders lead series, 17-11  
 1967—Redskins, 30-10 (NO)  
     Saints, 30-14 (W)  
 1968—Saints, 37-17 (NO)  
 1969—Redskins, 26-20 (NO)  
     Redskins, 17-14 (W)  
 1971—Redskins, 24-14 (W)  
 1973—Saints, 19-3 (NO)  
 1975—Redskins, 41-3 (W)  
 1979—Saints, 14-10 (W)  
 1980—Redskins, 22-14 (W)  
 1982—Redskins, 27-10 (NO)  
 1986—Redskins, 14-6 (NO)  
 1988—Redskins, 27-24 (W)  
 1989—Redskins, 16-14 (NO)  
 1990—Redskins, 31-17 (W)  
 1992—Saints, 20-3 (NO)  
 1994—Redskins, 38-24 (NO)  
 2001—Redskins, 40-10 (NO)  
 2002—Saints, 43-27 (W)  
 2003—Saints, 24-20 (W)  
 2006—Redskins, 16-10 (NO)  
 2008—Redskins, 29-24 (W)  
 2009—Saints, 33-30 (W) OT  
 2012—Redskins, 40-32 (NO)  
 2015—Redskins, 47-14 (W)  
 2017—Saints, 34-31 (NO) OT  
 2018—Saints, 43-19 (NO)  
 2021—Saints, 33-22 (W)  
 (RS Pts.—Commanders 681, Saints 590)  
*\*Franchise known as Redskins prior to 2020; Washington Football Team prior to 2022*

**N.Y. GIANTS vs. ARIZONA**

RS: Giants lead series, 80-46-2;  
 See Arizona vs. N.Y. Giants  
**N.Y. GIANTS vs. ATLANTA**  
 RS: Falcons lead series, 14-11;  
 PS: Giants lead series, 1-0;  
 See Atlanta vs. N.Y. Giants  
**N.Y. GIANTS vs. BALTIMORE**  
 RS: Ravens lead series, 4-2;  
 PS: Ravens lead series, 1-0;  
 See Baltimore vs. N.Y. Giants  
**N.Y. GIANTS vs. BUFFALO**  
 RS: Bills lead series, 7-6;  
 PS: Giants lead series, 1-0;  
 See Buffalo vs. N.Y. Giants  
**N.Y. GIANTS vs. CAROLINA**  
 RS: Panthers lead series, 6-5;  
 PS: Panthers lead series, 1-0;  
 See Carolina vs. N.Y. Giants  
**N.Y. GIANTS vs. CHICAGO**  
 RS: Bears lead series, 31-21-2;  
 PS: Bears lead series, 5-3;  
 See Chicago vs. N.Y. Giants  
**N.Y. GIANTS vs. CINCINNATI**  
 RS: Bengals lead series, 6-5;  
 See Cincinnati vs. N.Y. Giants  
**N.Y. GIANTS vs. CLEVELAND**  
 RS: Browns lead series, 27-21-2;  
 PS: Series tied, 1-1;  
 See Cleveland vs. N.Y. Giants  
**N.Y. GIANTS vs. DALLAS**  
 RS: Cowboys lead series, 71-46-2;  
 PS: Giants lead series, 1-0;  
 See Dallas vs. N.Y. Giants

**N.Y. GIANTS vs. DENVER**  
 RS: Broncos lead series, 7-6;  
 PS: Giants lead series, 1-0;  
 See Denver vs. N.Y. Giants  
**N.Y. GIANTS vs. DETROIT**  
 RS: Lions lead series, 23-21-1;  
 PS: Lions lead series, 1-0;  
 See Detroit vs. N.Y. Giants  
**N.Y. GIANTS vs. GREEN BAY**  
 RS: Packers lead series, 29-23-2;  
 PS: Packers lead series, 5-3;  
 See Green Bay vs. N.Y. Giants  
**N.Y. GIANTS vs. HOUSTON**  
 RS: Giants lead series, 4-1;  
 See Houston vs. N.Y. Giants  
**N.Y. GIANTS vs. INDIANAPOLIS**  
 RS: Colts lead series, 10-6;  
 PS: Colts lead series, 2-0;  
 See Indianapolis vs. N.Y. Giants  
**N.Y. GIANTS vs. JACKSONVILLE**  
 RS: Jaguars lead series, 4-3;  
 See Jacksonville vs. N.Y. Giants  
**N.Y. GIANTS vs. KANSAS CITY**  
 RS: Giants lead series, 11-4;  
 See Kansas City vs. N.Y. Giants  
**N.Y. GIANTS vs. LAS VEGAS**  
 RS: Raiders lead series, 8-6;  
 See Las Vegas vs. N.Y. Giants  
**N.Y. GIANTS vs. L.A. CHARGERS**  
 RS: Chargers lead series, 8-5;  
 See L.A. Chargers vs. N.Y. Giants  
**N.Y. GIANTS vs. L.A. RAMS**  
 RS: Rams lead series, 28-16;  
 PS: Series tied, 1-1;  
 See L.A. Rams vs. N.Y. Giants  
**N.Y. GIANTS vs. MIAMI**  
 RS: Giants lead series, 7-3;  
 See Miami vs. N.Y. Giants  
**N.Y. GIANTS vs. MINNESOTA**  
 RS: Vikings lead series, 16-10;  
 PS: Giants lead series, 2-1;  
 See Minnesota vs. N.Y. Giants  
**N.Y. GIANTS vs. NEW ENGLAND**  
 RS: Patriots lead series, 7-4  
 PS: Giants lead series, 2-0;  
 See New England vs. N.Y. Giants  
**N.Y. GIANTS vs. NEW ORLEANS**  
 RS: Giants lead series, 17-14;  
 See New Orleans vs. N.Y. Giants  
**N.Y. GIANTS vs. N.Y. JETS**  
 RS: Giants lead series, 8-6  
 1970—Giants, 22-10 (NYJ)  
 1974—Jets, 26-20 (New Haven) OT  
 1981—Jets, 26-7 (NYG)  
 1984—Giants, 20-10 (NYJ)  
 1987—Giants, 20-7 (NYG)  
 1988—Jets, 27-21 (NYJ)  
 1993—Jets, 10-6 (NYG)  
 1996—Giants, 13-6 (NYJ)  
 1999—Giants, 41-28 (NYG)  
 2003—Giants, 31-28 (NYJ) OT  
 2007—Giants, 35-24 (NYG)  
 2011—Giants, 29-14 (NYJ)  
 2015—Jets, 23-20 (NYG) OT  
 2019—Jets, 34-27 (NYJ)  
 (RS Pts.—Giants 312, Jets 273)  
**N.Y. GIANTS vs. PHILADELPHIA**  
 RS: Eagles lead series, 87-85-2;  
 PS: Series tied, 2-2  
 1933—Giants, 56-0 (NY)  
     Giants, 20-14 (P)  
 1934—Giants, 17-0 (NY)  
     Eagles, 6-0 (P)  
 1935—Giants, 10-0 (NY)  
     Giants, 21-14 (P)  
 1936—Eagles, 10-7 (P)  
     Giants, 21-17 (NY)

## ALL-TIME TEAM VS. TEAM RESULTS

1937—Giants, 16-7 (P) Giants, 21-0 (NY)	1978—Eagles, 19-17 (NY) Eagles, 20-3 (P)	2015—Eagles, 27-7 (P) Eagles, 35-30 (NY)
1938—Eagles, 14-10 (P) Giants, 17-7 (NY)	1979—Eagles, 23-17 (P) Eagles, 17-13 (NY)	2016—Giants, 28-23 (NY) Eagles, 24-19 (P)
1939—Giants, 13-3 (P) Giants, 27-10 (NY)	1980—Eagles, 35-3 (P) Eagles, 31-16 (NY)	2017—Eagles, 27-24 (P) Eagles, 34-29 (NY)
1940—Giants, 20-14 (P) Giants, 17-7 (NY)	1981—Eagles, 24-10 (NY) Giants, 20-10 (P)	2018—Eagles, 34-13 (NY) Eagles, 25-22 (P)
1941—Giants, 24-0 (P) Giants, 16-0 (NY)	1982—Giants, 23-7 (NY) Giants, 26-24 (P)	2019—Eagles, 23-17 (P) OT Eagles, 34-17 (NY)
1942—Giants, 35-17 (NY) Giants, 14-0 (P)	1983—Eagles, 17-13 (NY) Giants, 23-0 (P)	2020—Eagles, 22-21 (P) Giants, 27-17 (NY)
1944—Eagles, 24-17 (NY) Tie, 21-21 (P)	1984—Giants, 28-27 (NY) Eagles, 24-10 (P)	2021—Giants, 13-7 (NY) Eagles, 34-10 (P)
1945—Eagles, 38-17 (P) Giants, 28-21 (NY)	1985—Giants, 21-0 (NY) Giants, 16-10 (P) OT	(RS Pts.—Giants 3,346, Eagles 3,346) (PS Pts.—Giants 78, Eagles 77)
1946—Eagles, 24-14 (P) Giants, 45-17 (NY)	1986—Giants, 35-3 (NY) Giants, 17-14 (P)	<i>*NFC First-Round Playoff</i> <i>**NFC Divisional Playoff</i>
1947—Eagles, 23-0 (P) Eagles, 41-24 (NY)	1987—Giants, 20-17 (P) Giants, 23-20 (NY) OT	<b>N.Y. GIANTS vs. *PITTSBURGH</b> RS: Giants lead series, 44-31-3
1948—Eagles, 45-0 (P) Eagles, 35-14 (NY)	1988—Eagles, 24-13 (P) Eagles, 23-17 (NY) OT	1933—Giants, 23-2 (P) Giants, 27-3 (NY)
1949—Eagles, 24-3 (NY) Eagles, 17-3 (P)	1989—Eagles, 21-19 (P) Eagles, 24-17 (NY)	1934—Giants, 14-12 (P) Giants, 17-7 (NY)
1950—Giants, 7-3 (NY) Giants, 9-7 (P)	1990—Giants, 27-20 (NY) Eagles, 31-13 (P)	1935—Giants, 42-7 (P) Giants, 13-0 (NY)
1951—Giants, 26-24 (NY) Giants, 23-7 (P)	1991—Eagles, 30-7 (P) Eagles, 19-14 (NY)	1936—Pirates, 10-7 (P)
1952—Giants, 31-7 (P) Eagles, 14-10 (NY)	1992—Eagles, 47-34 (NY) Eagles, 20-10 (P)	1937—Giants, 10-7 (P) Giants, 17-0 (NY)
1953—Eagles, 30-7 (P) Giants, 37-28 (NY)	1993—Giants, 21-10 (NY) Giants, 7-3 (P)	1938—Giants, 27-14 (P) Pirates, 13-10 (NY)
1954—Giants, 27-14 (NY) Eagles, 29-14 (P)	1994—Giants, 28-23 (NY) Giants, 16-13 (P)	1939—Giants, 14-7 (P) Giants, 23-7 (NY)
1955—Eagles, 27-17 (P) Giants, 31-7 (NY)	1995—Eagles, 17-14 (NY) Eagles, 28-19 (P)	1940—Tie, 10-10 (P) Giants, 12-0 (NY)
1956—Giants, 20-3 (NY) Giants, 21-7 (P)	1996—Eagles, 19-10 (NY) Eagles, 24-0 (P)	1941—Giants, 37-10 (P) Giants, 28-7 (NY)
1957—Giants, 24-20 (P) Giants, 13-0 (NY)	1997—Giants, 31-17 (NY) Giants, 31-21 (P)	1942—Steelers, 13-10 (P) Steelers, 17-9 (NY)
1958—Eagles, 27-24 (P) Giants, 24-10 (NY)	1998—Giants, 20-0 (NY) Giants, 20-10 (P)	1945—Giants, 34-6 (P) Steelers, 21-7 (NY)
1959—Eagles, 49-21 (P) Giants, 24-7 (NY)	1999—Giants, 16-15 (NY) Giants, 23-17 (P) OT	1946—Giants, 17-14 (P) Giants, 7-0 (NY)
1960—Eagles, 17-10 (NY) Eagles, 31-23 (P)	2000—Giants, 33-18 (P) Giants, 24-7 (NY)	1947—Steelers, 38-21 (NY) Steelers, 24-7 (P)
1961—Giants, 38-21 (NY) Giants, 28-24 (P)	**Giants, 20-10 (NY) 2001—Eagles, 10-9 (NY)	1948—Giants, 34-27 (NY) Steelers, 38-28 (P)
1962—Giants, 29-13 (P) Giants, 19-14 (NY)	Eagles, 24-21 (P) 2002—Eagles, 17-3 (P)	1949—Steelers, 28-7 (NY) Steelers, 21-17 (NY)
1963—Giants, 37-14 (P) Giants, 42-14 (NY)	Giants, 10-7 (NY) OT 2003—Eagles, 14-10 (NY)	1950—Giants, 18-7 (P) Steelers, 17-6 (NY)
1964—Eagles, 38-7 (P) Eagles, 23-17 (NY)	Eagles, 28-10 (P) 2004—Eagles, 31-17 (P)	1951—Tie, 13-13 (P) Giants, 14-0 (NY)
1965—Giants, 16-14 (P) Giants, 35-27 (NY)	Eagles, 27-6 (NY) 2005—Giants, 27-17 (NY)	1952—Steelers, 63-7 (P) 1953—Steelers, 24-14 (P)
1966—Eagles, 35-17 (P) Eagles, 31-3 (NY)	Giants, 26-23 (P) OT 2006—Giants, 30-24 (P) OT	Steelers, 14-10 (NY) 1954—Giants, 30-6 (P)
1967—Giants, 44-7 (NY) 1968—Giants, 34-25 (P)	Eagles, 36-22 (NY) *Eagles, 23-20 (P)	Giants, 24-3 (NY) 1955—Steelers, 30-23 (P)
Giants, 7-6 (NY) 1969—Eagles, 23-20 (NY)	2007—Giants, 16-3 (NY) Giants, 16-13 (P)	Steelers, 19-17 (NY) 1956—Giants, 38-10 (NY)
1970—Giants, 30-23 (NY) Eagles, 23-20 (P)	Giants, 36-31 (P) Eagles, 20-14 (NY)	Giants, 17-14 (P) 1957—Giants, 35-0 (NY)
1971—Eagles, 23-7 (P) Eagles, 41-28 (NY)	**Eagles, 23-11 (NY) 2009—Eagles, 40-17 (P)	Steelers, 21-10 (P) 1958—Giants, 17-6 (NY)
1972—Giants, 27-12 (P) Giants, 62-10 (NY)	Eagles, 45-38 (NY) 2010—Eagles, 27-17 (P)	Steelers, 31-10 (P) 1959—Giants, 21-16 (P)
1973—Tie, 23-23 (NY) Eagles, 20-16 (P)	Eagles, 38-31 (NY) 2011—Giants, 29-16 (P)	Steelers, 14-9 (NY) 1960—Giants, 19-17 (P)
1974—Eagles, 35-7 (P) Eagles, 20-7 (New Haven)	Eagles, 17-10 (NY) 2012—Eagles, 19-17 (P)	Giants, 27-24 (NY) 1961—Giants, 17-14 (P)
1975—Giants, 23-14 (P) Eagles, 13-10 (NY)	Giants, 42-7 (NY) 2013—Eagles, 36-21 (NY)	Giants, 42-21 (NY) 1962—Giants, 31-27 (P)
1976—Eagles, 20-7 (P) Eagles, 10-0 (NY)	Giants, 15-7 (P) 2014—Eagles, 27-0 (P)	Steelers, 20-17 (NY) 1963—Steelers, 31-0 (P)
1977—Eagles, 28-10 (NY) Eagles, 17-14 (P)	Eagles, 34-26 (NY)	Giants, 33-17 (NY) 1964—Steelers, 27-24 (P)
		Steelers, 44-17 (NY)

## ALL-TIME TEAM VS. TEAM RESULTS

1965—Giants, 23-13 (P)  
Giants, 35-10 (NY)  
1966—Tie, 34-34 (P)  
Steelers, 47-28 (NY)  
1967—Giants, 27-24 (P)  
Giants, 28-20 (NY)  
1968—Giants, 34-20 (P)  
1969—Giants, 10-7 (NY)  
Giants, 21-17 (P)  
1971—Steelers, 17-13 (P)  
1976—Steelers, 27-0 (NY)  
1985—Giants, 28-10 (NY)  
1991—Giants, 23-20 (P)  
1994—Steelers, 10-6 (NY)  
2000—Giants, 30-10 (NY)  
2004—Steelers, 33-30 (NY)  
2008—Giants, 21-14 (P)  
2012—Steelers, 24-20 (NY)  
2016—Steelers, 24-14 (P)  
2020—Steelers, 26-16 (NY)  
(RS Pts.—Giants 1,530, Steelers 1,320)  
*\*Steelers known as Pirates prior to 1940*  
**N.Y. GIANTS vs. SAN FRANCISCO**  
RS: Series lied, 17-17;  
PS: Series tied, 4-4  
1952—Giants, 23-14 (NY)  
1956—Giants, 38-21 (SF)  
1957—49ers, 27-17 (NY)  
1960—Giants, 21-19 (SF)  
1963—Giants, 48-14 (NY)  
1968—49ers, 26-10 (NY)  
1972—Giants, 23-17 (SF)  
1975—Giants, 26-23 (SF)  
1977—Giants, 20-17 (NY)  
1978—Giants, 27-10 (NY)  
1979—Giants, 32-16 (NY)  
1980—49ers, 12-0 (SF)  
1981—49ers, 17-10 (SF)  
\*49ers, 38-24 (SF)  
1984—49ers, 31-10 (NY)  
\*49ers, 21-10 (SF)  
1985—\*\*Giants, 17-3 (NY)  
1986—Giants, 21-17 (SF)  
\*Giants, 49-3 (NY)  
1987—49ers, 41-21 (NY)  
1988—49ers, 20-17 (NY)  
1989—49ers, 34-24 (SF)  
1990—49ers, 7-3 (SF)  
\*\*\*Giants, 15-13 (SF)  
1991—Giants, 16-14 (NY)  
1992—49ers, 31-14 (NY)  
1993—\*49ers, 44-3 (SF)  
1995—49ers, 20-6 (SF)  
1998—49ers, 31-7 (SF)  
2002—49ers, 16-13 (NY)  
\*\*49ers, 39-38 (SF)  
2005—Giants, 24-6 (SF)  
2007—Giants, 33-15 (NY)  
2008—Giants, 29-17 (NY)  
2011—49ers, 27-20 (SF)  
\*\*\*Giants, 20-17 (SF) OT  
2012—Giants, 26-3 (SF)  
2014—49ers, 16-10 (NY)  
2015—Giants, 30-27 (NY)  
2017—49ers, 31-21 (SF)  
2018—Giants, 27-23 (SF)  
2020—49ers, 36-9 (NY)  
(RS Pts.—49ers 696, Giants 676)  
(PS Pts.—49ers 178, Giants 176)  
*\*NFC Divisional Playoff*  
*\*\*NFC First-Round Playoff*  
*\*\*\*NFC Championship*  
**N.Y. GIANTS vs. SEATTLE**  
RS: Giants lead series, 10-9  
1976—Giants, 28-16 (NY)  
1980—Giants, 27-21 (S)  
1981—Giants, 32-0 (S)  
1983—Seahawks, 17-12 (S)

1986—Seahawks, 17-12 (S)  
1989—Giants, 15-3 (NY)  
1992—Giants, 23-10 (NY)  
1995—Seahawks, 30-28 (S)  
2001—Giants, 27-24 (NY)  
2002—Giants, 9-6 (NY)  
2005—Seahawks, 24-21 (S) OT  
2006—Seahawks, 42-30 (S)  
2008—Giants, 44-6 (NY)  
2010—Giants, 41-7 (S)  
2011—Seahawks, 36-25 (NY)  
2013—Seahawks, 23-0 (NY)  
2014—Seahawks, 38-17 (S)  
2017—Seahawks, 24-7 (NY)  
2020—Giants, 17-12 (S)  
(RS Pts.—Giants 415, Seahawks 356)  
**N.Y. GIANTS vs. TAMPA BAY**  
RS: Giants lead series, 15-9;  
PS: Giants lead series, 1-0  
1977—Giants, 10-0 (TB)  
1978—Giants, 19-13 (TB)  
Giants, 17-14 (NY)  
1979—Giants, 17-14 (NY)  
Buccaneers, 31-3 (TB)  
1980—Buccaneers, 30-13 (TB)  
1984—Giants, 17-14 (NY)  
Buccaneers, 20-17 (TB)  
1985—Giants, 22-20 (NY)  
1991—Giants, 21-14 (TB)  
1993—Giants, 23-7 (NY)  
1997—Buccaneers, 20-8 (NY)  
1998—Buccaneers, 20-3 (TB)  
1999—Giants, 17-13 (TB)  
2003—Buccaneers, 19-13 (TB)  
2006—Giants, 17-3 (NY)  
2007—\*Giants, 24-14 (TB)  
2009—Giants, 24-0 (TB)  
2012—Giants, 41-34 (NY)  
2015—Giants, 32-18 (TB)  
2017—Buccaneers, 25-23 (TB)  
2018—Giants, 38-35 (NY)  
2019—Giants, 32-31 (TB)  
2020—Buccaneers, 25-23 (NY)  
2021—Buccaneers, 30-10 (TB)  
(RS Pts.—Giants 460, Buccaneers 450)  
(PS Pts.—Giants 24, Buccaneers 14)  
*\*NFC First-Round Playoff*  
**N.Y. GIANTS vs. TENNESSEE**  
RS: Series lied, 6-6  
1973—Giants, 34-14 (NY)  
1982—Giants, 17-14 (NY)  
1985—Giants, 35-14 (H)  
1991—Giants, 24-20 (NY)  
1994—Giants, 13-10 (H)  
1997—Oilers, 10-6 (T)  
2000—Titans, 28-14 (T)  
2002—Titans, 32-29 (NY) OT  
2006—Titans, 24-21 (T)  
2010—Titans, 29-10 (NY)  
2014—Giants, 36-7 (T)  
2018—Titans, 17-0 (NY)  
(RS Pts.—Giants 239, Titans 219)  
*\*Franchise in Houston prior to 1997; known as Oilers prior to 1999*  
**N.Y. GIANTS vs. WASHINGTON**  
RS: Giants lead series, 104-70-4;  
PS: Series lied, 1-1  
1932—Braves, 14-6 (B)  
Tie, 0-0 (NY)  
1933—Redskins, 21-20 (B)  
Giants, 7-0 (NY)  
1934—Giants, 16-13 (B)  
Giants, 3-0 (NY)  
1935—Giants, 20-12 (B)  
Giants, 17-6 (NY)  
1936—Giants, 7-0 (B)  
Redskins, 14-0 (NY)

1937—Redskins, 13-3 (W)  
Redskins, 49-14 (NY)  
1938—Giants, 10-7 (W)  
Giants, 36-0 (NY)  
1939—Tie, 0-0 (W)  
Giants, 9-7 (NY)  
1940—Redskins, 21-7 (W)  
Giants, 21-7 (NY)  
1941—Giants, 17-10 (W)  
Giants, 20-13 (NY)  
1942—Giants, 14-7 (W)  
Redskins, 14-7 (NY)  
1943—Giants, 14-10 (NY)  
Giants, 31-7 (W)  
\*\*Redskins, 28-0 (NY)  
1944—Giants, 16-13 (NY)  
Giants, 31-0 (NY)  
1945—Redskins, 24-14 (NY)  
Redskins, 17-4 (W)  
1946—Redskins, 24-14 (W)  
Giants, 31-0 (NY)  
1947—Redskins, 28-20 (W)  
Giants, 35-10 (NY)  
1948—Redskins, 41-10 (W)  
Redskins, 28-21 (NY)  
1949—Giants, 45-35 (W)  
Giants, 23-7 (NY)  
1950—Giants, 21-17 (W)  
Giants, 24-21 (NY)  
1951—Giants, 35-14 (W)  
Giants, 28-14 (NY)  
1952—Giants, 14-10 (W)  
Redskins, 27-17 (NY)  
1953—Redskins, 13-9 (W)  
Redskins, 24-21 (NY)  
1954—Giants, 51-21 (W)  
Giants, 24-7 (NY)  
1955—Giants, 35-7 (NY)  
Giants, 27-20 (W)  
1956—Redskins, 33-7 (W)  
Giants, 28-14 (NY)  
1957—Giants, 24-20 (W)  
Redskins, 31-14 (NY)  
1958—Giants, 21-14 (W)  
Giants, 30-0 (NY)  
1959—Giants, 45-14 (NY)  
Giants, 24-10 (W)  
1960—Tie, 24-24 (NY)  
Giants, 17-3 (W)  
1961—Giants, 24-21 (W)  
Giants, 53-0 (NY)  
1962—Giants, 49-34 (NY)  
Giants, 42-24 (W)  
1963—Giants, 24-14 (W)  
Giants, 44-14 (NY)  
1964—Giants, 13-10 (NY)  
Redskins, 36-21 (W)  
1965—Redskins, 23-7 (NY)  
Giants, 27-10 (W)  
1966—Giants, 13-10 (NY)  
Redskins, 72-41 (W)  
1967—Redskins, 38-34 (W)  
1968—Giants, 48-21 (NY)  
Giants, 13-10 (W)  
1969—Redskins, 20-14 (W)  
1970—Giants, 35-33 (NY)  
Giants, 27-24 (W)  
1971—Redskins, 30-3 (NY)  
Redskins, 23-7 (W)  
1972—Redskins, 23-16 (NY)  
Redskins, 27-13 (W)  
1973—Redskins, 21-3 (New Haven)  
Redskins, 27-24 (W)  
1974—Redskins, 13-10 (New Haven)  
Redskins, 24-3 (W)  
1975—Redskins, 49-13 (W)  
Redskins, 21-13 (NY)

## ALL-TIME TEAM VS. TEAM RESULTS

1976—Redskins, 19-17 (W)  
Giants, 12-9 (NY)  
1977—Giants, 20-17 (NY)  
Giants, 17-6 (W)  
1978—Giants, 17-6 (NY)  
Redskins, 16-13 (W) OT  
1979—Redskins, 27-0 (W)  
Giants, 14-6 (NY)  
1980—Redskins, 23-21 (NY)  
Redskins, 16-13 (W)  
1981—Giants, 17-7 (W)  
Redskins, 30-27 (NY) OT  
1982—Redskins, 27-17 (NY)  
Redskins, 15-14 (W)  
1983—Redskins, 33-17 (NY)  
Redskins, 31-22 (W)  
1984—Redskins, 30-14 (W)  
Giants, 37-13 (NY)  
1985—Giants, 17-3 (NY)  
Redskins, 23-21 (W)  
1986—Giants, 27-20 (NY)  
Giants, 24-14 (W)  
\*\*\*Giants, 17-0 (NY)  
1987—Redskins, 38-12 (NY)  
Redskins, 23-19 (W)  
1988—Giants, 27-20 (NY)  
Giants, 24-23 (W)  
1989—Giants, 27-24 (W)  
Giants, 20-17 (NY)  
1990—Giants, 24-20 (W)  
Giants, 21-10 (NY)  
1991—Redskins, 17-13 (NY)  
Redskins, 34-17 (W)  
1992—Giants, 24-7 (W)  
Redskins, 28-10 (NY)  
1993—Giants, 41-7 (W)  
Giants, 20-6 (NY)  
1994—Giants, 31-23 (NY)  
Giants, 21-19 (W)  
1995—Giants, 24-15 (W)  
Giants, 20-13 (NY)  
1996—Redskins, 31-10 (NY)  
Redskins, 31-21 (W)  
1997—Tie, 7-7 (W) OT  
Giants, 30-10 (NY)  
1998—Giants, 31-24 (NY)  
Redskins, 21-14 (W)  
1999—Redskins, 50-21 (NY)  
Redskins, 23-13 (W)  
2000—Redskins, 16-6 (NY)  
Giants, 9-7 (W)  
2001—Giants, 23-9 (NY)  
Redskins, 35-21 (W)  
2002—Giants, 19-17 (NY)  
Giants, 27-21 (W)  
2003—Giants, 24-21 (W) OT  
Redskins, 20-7 (NY)  
2004—Giants, 20-14 (NY)  
Redskins, 31-7 (W)  
2005—Giants, 36-0 (NY)  
Redskins, 35-20 (W)  
2006—Giants, 19-3 (NY)  
Giants, 34-28 (W)  
2007—Giants, 24-17 (W)  
Redskins, 22-10 (NY)  
2008—Giants, 16-7 (NY)  
Giants, 23-7 (W)  
2009—Giants, 23-17 (NY)  
Giants, 45-12 (W)  
2010—Giants, 31-7 (NY)  
Giants, 17-14 (W)  
2011—Redskins, 28-14 (W)  
Redskins, 23-10 (NY)  
2012—Giants, 27-23 (NY)  
Redskins, 17-16 (W)  
2013—Giants, 24-17 (W)  
Giants, 20-6 (NY)

2014—Giants, 45-14 (W)  
Giants, 24-13 (NY)  
2015—Giants, 32-21 (NY)  
Redskins, 20-14 (W)  
2016—Redskins, 29-27 (NY)  
Giants, 19-10 (W)  
2017—Redskins, 20-10 (W)  
Giants, 18-10 (NY)  
2018—Redskins, 20-13 (NY)  
Giants, 40-16 (W)  
2019—Giants, 24-3 (NY)  
Giants, 41-35 (W) OT  
2020—Giants, 20-19 (NY)  
Giants, 23-20 (W)  
2021—Washington, 30-29 (W)  
Giants, 22-7 (NY)  
(RS Pts.—Giants 3,631, Commanders 3,210)  
(PS Pts.—Commanders 28, Giants 17)  
*\*Franchise in Boston prior to 1937 and known as Braves prior to 1933; known as Redskins prior to 2020; known as Washington Football Team prior to 2022*  
*\*\*Division Playoff*  
*\*\*\*NFC Championship*

**N.Y. JETS vs. ARIZONA**

RS: Jets lead series, 6-4;  
See Arizona vs. N.Y. Jets  
**N.Y. JETS vs. ATLANTA**  
RS: Falcons lead series, 8-5;  
See Atlanta vs. N.Y. Jets

**N.Y. JETS vs. BALTIMORE**

RS: Ravens lead series, 9-2;  
See Baltimore vs. N.Y. Jets

**N.Y. JETS vs. BUFFALO**

RS: Bills lead series, 66-56;  
PS: Bills lead series, 1-0;  
See Buffalo vs. N.Y. Jets

**N.Y. JETS vs. CAROLINA**

RS: Panthers lead series, 5-3;  
See Carolina vs. N.Y. Jets

**N.Y. JETS vs. CHICAGO**

RS: Bears lead series, 9-3;  
See Chicago vs. N.Y. Jets

**N.Y. JETS vs. CINCINNATI**

RS: Jets lead series, 16-10;  
PS: Jets lead series, 2-0;  
See Cincinnati vs. N.Y. Jets

**N.Y. JETS vs. CLEVELAND**

RS: Browns lead series, 14-13;  
PS: Browns lead series, 1-0;  
See Cleveland vs. N.Y. Jets

**N.Y. JETS vs. DALLAS**

RS: Cowboys lead series, 7-5;  
See Dallas vs. N.Y. Jets

**N.Y. JETS vs. DENVER**

RS: Broncos lead series, 21-16-1;  
PS: Broncos lead series, 1-0;  
See Denver vs. N.Y. Jets

**N.Y. JETS vs. DETROIT**

RS: Series tied, 7-7;  
See Detroit vs. N.Y. Jets

**N.Y. JETS vs. GREEN BAY**

RS: Jets lead series, 8-5;  
See Green Bay vs. N.Y. Jets

**N.Y. JETS vs. HOUSTON**

RS: Jets lead series, 6-3;  
See Houston vs. N.Y. Jets

**N.Y. JETS vs. INDIANAPOLIS**

RS: Colts lead series, 43-29;  
PS: Jets lead series, 3-1;  
See Indianapolis vs. N.Y. Jets

**N.Y. JETS vs. JACKSONVILLE**

RS: Jaguars lead series, 8-7;  
PS: Jets lead series, 1-0;  
See Jacksonville vs. N.Y. Jets

**N.Y. JETS vs. KANSAS CITY**

RS: Chiefs lead series, 19-18-1;  
PS: Series tied, 1-1;  
See Kansas City vs. N.Y. Jets

**N.Y. JETS vs. LAS VEGAS**

RS: Raiders lead series, 24-18-2;  
PS: Series tied, 2-2;  
See Las Vegas vs. N.Y. Jets

**N.Y. JETS vs. L.A. CHARGERS**

RS: Chargers lead series, 23-12-1;  
PS: Jets lead series, 2-0;  
See L.A. Chargers vs. N.Y. Jets

**N.Y. JETS vs. L.A. RAMS**

RS: Rams lead series, 10-5;  
See L.A. Rams vs. N.Y. Jets

**N.Y. JETS vs. MIAMI**

RS: Dolphins lead series, 56-55-1;  
PS: Dolphins lead series, 1-0;  
See Miami vs. N.Y. Jets

**N.Y. JETS vs. MINNESOTA**

RS: Jets lead series, 8-3;  
See Minnesota vs. N.Y. Jets

**N.Y. JETS vs. NEW ENGLAND**

RS: Patriots lead series, 69-53-1;  
PS: Patriots lead series, 2-1;  
See New England vs. N.Y. Jets

**N.Y. JETS vs. NEW ORLEANS**

RS: Saints lead series, 8-6;  
See New Orleans vs. N.Y. Jets

**N.Y. JETS vs. N.Y. GIANTS**

RS: Giants lead series, 8-6;  
See N.Y. Giants vs. N.Y. Jets

**N.Y. JETS vs. PHILADELPHIA**

RS: Eagles lead series, 12-0  
1973—Eagles, 24-23 (P)  
1977—Eagles, 27-0 (P)  
1978—Eagles, 17-9 (P)  
1987—Eagles, 38-27 (NY)  
1993—Eagles, 35-30 (NY)  
1996—Eagles, 21-20 (NY)  
2003—Eagles, 24-17 (P)  
2007—Eagles, 16-9 (NY)  
2011—Eagles, 45-19 (P)  
2015—Eagles, 24-17 (NY)  
2019—Eagles, 31-6 (P)  
2021—Eagles, 33-18 (NY)  
(RS Pts.—Eagles 335, Jets 195)

**N.Y. JETS vs. PITTSBURGH**

RS: Steelers lead series, 18-6;  
PS: Steelers lead series, 2-0  
1970—Steelers, 21-17 (P)  
1973—Steelers, 26-14 (P)  
1975—Steelers, 20-7 (NY)  
1977—Steelers, 23-20 (NY)  
1978—Steelers, 28-17 (NY)  
1981—Steelers, 38-10 (P)  
1983—Steelers, 34-7 (NY)  
1984—Steelers, 23-17 (NY)  
1986—Steelers, 45-24 (NY)  
1988—Jets, 24-20 (NY)  
1989—Steelers, 13-0 (NY)  
1990—Steelers, 24-7 (NY)  
1992—Steelers, 27-10 (P)  
2000—Steelers, 20-3 (NY)  
2001—Steelers, 18-7 (P)  
2003—Jets, 6-0 (NY)  
2004—Steelers, 17-6 (P)  
\*Steelers, 20-17 (P) OT  
2007—Jets, 19-16 (NY) OT  
2010—Jets, 22-17 (P)  
\*\*Steelers, 24-19 (P)  
2012—Steelers, 27-10 (P)  
2013—Steelers, 19-6 (NY)  
2014—Jets, 20-13 (NY)  
2016—Steelers, 31-13 (P)  
2019—Jets, 16-10 (NY)  
(RS Pts.—Steelers 530, Jets 302)  
(PS Pts.—Steelers 44, Jets 36)



## ALL-TIME TEAM VS. TEAM RESULTS

*\*AFC Divisional Playoff**\*\*AFC Championship***N.Y. JETS vs. SAN FRANCISCO**

RS: 49ers lead series, 11-3  
 1971—49ers, 24-21 (NY)  
 1976—49ers, 17-6 (SF)  
 1980—49ers, 37-27 (NY)  
 1983—Jets, 27-13 (SF)  
 1986—49ers, 24-10 (SF)  
 1989—49ers, 23-10 (NY)  
 1992—49ers, 31-14 (NY)  
 1998—49ers, 36-30 (SF) OT  
 2001—49ers, 19-17 (NY)  
 2004—Jets, 22-14 (NY)  
 2008—49ers, 24-14 (SF)  
 2012—49ers, 34-0 (NY)  
 2016—Jets, 23-17 (SF) OT  
 2020—49ers, 31-13 (NY)  
 (RS Pts.—49ers 344, Jets 234)

**N.Y. JETS vs. SEATTLE**

RS: Seahawks lead series, 12-8  
 1977—Seahawks, 17-0 (NY)  
 1978—Seahawks, 24-17 (NY)  
 1979—Seahawks, 30-7 (S)  
 1980—Seahawks, 27-17 (NY)  
 1981—Seahawks, 19-3 (NY)  
     Seahawks, 27-23 (S)  
 1983—Seahawks, 17-10 (NY)  
 1985—Jets, 17-14 (NY)  
 1986—Jets, 38-7 (S)  
 1987—Jets, 30-14 (NY)  
 1991—Seahawks, 20-13 (S)  
 1995—Jets, 16-10 (S)  
 1997—Jets, 41-3 (S)  
 1998—Jets, 32-31 (NY)  
 1999—Jets, 19-9 (NY)

**2004—Jets, 37-14 (NY)**

2008—Seahawks, 13-3 (S)  
 2012—Seahawks, 28-7 (S)  
 2016—Seahawks, 27-17 (NY)  
 2020—Seahawks, 40-3 (S)  
 (RS Pts.—Seahawks 391, Jets 350)

**N.Y. JETS vs. TAMPA BAY**

RS: Jets lead series, 10-3  
 1976—Jets, 34-0 (NY)  
 1982—Jets, 32-17 (NY)  
 1984—Buccaneers, 41-21 (TB)  
 1985—Jets, 62-28 (NY)  
 1990—Jets, 16-14 (TB)  
 1991—Jets, 16-13 (NY)  
 1997—Jets, 31-0 (NY)  
 2000—Jets, 21-17 (TB)  
 2005—Jets, 14-12 (NY)  
 2009—Jets, 26-3 (TB)  
 2013—Jets, 18-17 (NY)  
 2017—Buccaneers, 15-10 (TB)  
 2021—Buccaneers, 28-24 (NY)  
 (RS Pts.—Jets 325, Buccaneers 205)

**\*N.Y. JETS vs. \*\*TENNESSEE**

RS: Titans lead series, 24-20-1;  
 PS: Titans lead series, 1-0  
 1960—Oilers, 27-21 (H)  
     Oilers, 42-28 (NY)  
 1961—Oilers, 49-13 (H)  
     Oilers, 48-21 (NY)  
 1962—Oilers, 56-17 (H)  
     Oilers, 44-10 (NY)  
 1963—Jets, 24-17 (NY)  
     Oilers, 31-27 (H)  
 1964—Jets, 24-21 (NY)  
     Oilers, 33-17 (H)  
 1965—Oilers, 27-21 (H)  
     Jets, 41-14 (NY)  
 1966—Jets, 52-13 (NY)  
     Oilers, 24-0 (H)  
 1967—Tie, 28-28 (NY)  
 1968—Jets, 20-14 (H)  
     Jets, 26-7 (NY)

1969—Jets, 26-17 (NY)  
     Jets, 34-26 (H)  
 1972—Oilers, 26-20 (H)  
 1974—Oilers, 27-22 (NY)  
 1977—Oilers, 20-0 (H)  
 1979—Oilers, 27-24 (H) OT  
 1980—Jets, 31-28 (NY) OT  
 1981—Jets, 33-17 (NY)  
 1984—Oilers, 31-20 (H)  
 1988—Jets, 45-3 (NY)  
 1990—Jets, 17-12 (H)  
 1991—Oilers, 23-20 (NY)  
     \*\*\*Oilers, 17-10 (H)

1993—Oilers, 24-0 (H)

1994—Oilers, 24-10 (H)

1995—Oilers, 23-6 (H)

1996—Oilers, 35-10 (NY)

1998—Jets, 24-3 (T)

2003—Jets, 24-17 (NY)

2006—Jets, 23-16 (T)

2007—Titans, 10-6 (T)

2008—Jets, 34-13 (T)

2009—Jets, 24-17 (NY)

2012—Titans, 14-10 (T)

2013—Titans, 38-13 (T)

2014—Jets, 16-11 (T)

2015—Jets, 30-8 (NY)

2018—Titans, 26-22 (T)

2021—Jets, 27-24 (NY) OT

(RS Pts.—Titans 1,055, Jets 961)

(PS Pts.—Titans 17, Jets 10)

*\*Jets known as Titans prior to 1963*

*\*\*Franchise in Houston prior to 1997; known*

*as Oilers prior to 1999*

*\*\*\*AFC First-Round Playoff***N.Y. JETS vs. \*WASHINGTON**

RS: Commanders lead series, 8-4  
 1972—Redskins, 35-17 (NY)  
 1976—Redskins, 37-16 (NY)  
 1978—Redskins, 23-3 (W)  
 1987—Redskins, 17-16 (W)  
 1993—Jets, 3-0 (W)  
 1996—Redskins, 31-16 (W)  
 1999—Redskins, 27-20 (NY)  
 2003—Redskins, 16-13 (W)  
 2007—Redskins 23-20 (NY) OT  
 2011—Jets, 34-19 (W)  
 2015—Jets, 34-20 (NY)  
 2019—Jets, 34-17 (W)

(RS Pts.—Commanders 265, Jets 226)

*\*Franchise known as Redskins prior to 2020;*

*Washington Football Team prior to 2022*

**PHILADELPHIA vs. ARIZONA**

RS: Cardinals lead series, 58-55-5;

PS: Cardinals lead series, 2-1;

See Arizona vs. Philadelphia

**PHILADELPHIA vs. ATLANTA**

RS: Eagles lead series, 18-14-1;

PS: Eagles lead series, 3-1;

See Atlanta vs. Philadelphia

**PHILADELPHIA vs. BALTIMORE**

RS: Baltimore leads series, 3-2-1;

See Baltimore vs. Philadelphia

**PHILADELPHIA vs. BUFFALO**

RS: Eagles lead series, 8-6;

See Buffalo vs. Philadelphia

**PHILADELPHIA vs. CAROLINA**

RS: Eagles lead series, 8-4;

PS: Panthers lead series, 1-0;

See Carolina vs. Philadelphia

**PHILADELPHIA vs. CHICAGO**

RS: Bears lead series, 28-13-1;

PS: Eagles lead series, 3-1;

See Chicago vs. Philadelphia

**PHILADELPHIA vs. CINCINNATI**

RS: Bengals lead series, 9-3-2;

See Cincinnati vs. Philadelphia

**PHILADELPHIA vs. CLEVELAND**

RS: Browns lead series, 32-17-1;

See Cleveland vs. Philadelphia

**PHILADELPHIA vs. DALLAS**

RS: Cowboys lead series, 69-53;

PS: Cowboys lead series, 3-1;

See Dallas vs. Philadelphia

**PHILADELPHIA vs. DENVER**

RS: Eagles lead series, 9-5;

See Denver vs. Philadelphia

**PHILADELPHIA vs. DETROIT**

RS: Series tied, 16-16-2;

PS: Eagles lead series, 1-0;

See Detroit vs. Philadelphia

**PHILADELPHIA vs. GREEN BAY**

RS: Packers lead series, 27-15;

PS: Eagles lead series, 2-1;

See Green Bay vs. Philadelphia

**PHILADELPHIA vs. HOUSTON**

RS: Eagles lead series, 5-0;

See Houston vs. Philadelphia

**PHILADELPHIA vs. INDIANAPOLIS**

RS: Colts lead series, 10-9;

See Indianapolis vs. Philadelphia

**PHILADELPHIA vs. JACKSONVILLE**

RS: Series tied, 3-3;

See Jacksonville vs. Philadelphia

**PHILADELPHIA vs. KANSAS CITY**

RS: Chiefs lead series, 5-4;

See Kansas City vs. Philadelphia

**PHILADELPHIA vs. LAS VEGAS**

RS: Eagles lead series, 7-6;

PS: Raiders lead series, 1-0;

See Las Vegas vs. Philadelphia

**PHILADELPHIA vs. L.A. CHARGERS**

RS: Chargers lead series, 8-5;

See L.A. Chargers vs. Philadelphia

**PHILADELPHIA vs. L.A. RAMS**

RS: Eagles lead series, 21-18-1

PS: Rams lead series, 2-1;

See L.A. Rams vs. Philadelphia

**PHILADELPHIA vs. MIAMI**

RS: Dolphins lead series, 9-6;

See Miami vs. Philadelphia

**PHILADELPHIA vs. MINNESOTA**

RS: Vikings lead series, 15-10;

PS: Eagles lead series, 4-0;

See Minnesota vs. Philadelphia

**PHILADELPHIA vs. NEW ENGLAND**

RS: Eagles lead series, 7-6;

PS: Series tied, 1-1;

See New England vs. Philadelphia

**PHILADELPHIA vs. NEW ORLEANS**

RS: Eagles lead series, 18-12;

PS: Saints lead series, 3-1;

See New Orleans vs. Philadelphia

**PHILADELPHIA vs. N.Y. GIANTS**

RS: Eagles lead series, 87-85-2;

PS: Series tied, 2-2;

See N.Y. Giants vs. Philadelphia

**PHILADELPHIA vs. N.Y. JETS**

RS: Eagles lead series, 12-0;

See N.Y. Jets vs. Philadelphia

**PHILADELPHIA vs. \*PITTSBURGH**

RS: Eagles lead series, 47-29-3;

PS: Eagles lead series, 1-0

1933—Eagles, 25-6 (Phila)

1934—Eagles, 17-0 (Pitt)

    Pirates, 9-7 (Phila)

1935—Pirates, 17-7 (Phila)

    Eagles, 17-6 (Pitt)

1936—Pirates, 17-0 (Pitt)

    Pirates, 6-0 (Johnstown, Pa.)

1937—Pirates, 27-14 (Pitt)

    Pirates, 16-7 (Pitt)

1938—Eagles, 27-7 (Buffalo)

    Eagles, 14-7 (Charleston, W. Va.)

## ALL-TIME TEAM VS. TEAM RESULTS

1939—Eagles, 17-14 (Phila)  
Pirates, 24-12 (Pitt)

1940—Steelers, 7-3 (Pitt)  
Eagles, 7-0 (Phila)

1941—Eagles, 10-7 (Pitt)  
Tie, 7-7 (Phila)

1942—Eagles, 24-14 (Pitt)  
Steelers, 14-0 (Phila)

1945—Eagles, 45-3 (Pitt)  
Eagles, 30-6 (Phila)

1946—Steelers, 10-7 (Pitt)  
Eagles, 10-7 (Phila)

1947—Steelers, 35-24 (Pitt)  
Eagles, 21-0 (Phila)  
\*\*Eagles, 21-0 (Pitt)

1948—Eagles, 34-7 (Pitt)  
Eagles, 17-0 (Phila)

1949—Eagles, 38-7 (Pitt)  
Eagles, 34-17 (Phila)

1950—Eagles, 17-10 (Pitt)  
Steelers, 9-7 (Phila)

1951—Eagles, 34-13 (Pitt)  
Steelers, 17-13 (Phila)

1952—Eagles, 31-25 (Pitt)  
Eagles, 26-21 (Phila)

1953—Eagles, 23-17 (Phila)  
Eagles, 35-7 (Pitt)

1954—Eagles, 24-22 (Phila)  
Steelers, 17-7 (Pitt)

1955—Steelers, 13-7 (Pitt)  
Eagles, 24-0 (Phila)

1956—Eagles, 35-21 (Pitt)  
Eagles, 14-7 (Phila)

1957—Steelers, 6-0 (Pitt)  
Eagles, 7-6 (Phila)

1958—Steelers, 24-3 (Pitt)  
Steelers, 31-24 (Phila)

1959—Eagles, 28-24 (Phila)  
Steelers, 31-0 (Pitt)

1960—Eagles, 34-7 (Phila)  
Steelers, 27-21 (Pitt)

1961—Eagles, 21-16 (Phila)  
Eagles, 35-24 (Pitt)

1962—Steelers, 13-7 (Pitt)  
Steelers, 26-17 (Phila)

1963—Tie, 21-21 (Phila)  
Tie, 20-20 (Pitt)

1964—Eagles, 21-7 (Phila)  
Eagles, 34-10 (Pitt)

1965—Steelers, 20-14 (Phila)  
Eagles, 47-13 (Pitt)

1966—Eagles, 31-14 (Pitt)  
Eagles, 27-23 (Phila)

1967—Eagles, 34-24 (Phila)

1968—Steelers, 6-3 (Pitt)

1969—Eagles, 41-27 (Phila)

1970—Eagles, 30-20 (Phila)

1974—Steelers, 27-0 (Pitt)

1979—Eagles, 17-14 (Phila)

1988—Eagles, 27-26 (Pitt)

1991—Eagles, 23-14 (Phila)

1994—Steelers, 14-3 (Pitt)

1997—Eagles, 23-20 (Phila)

2000—Eagles, 26-23 (Pitt) OT

2004—Steelers, 27-3 (Pitt)

2008—Eagles, 15-6 (Phila)

2012—Steelers, 16-14 (Pitt)

2016—Eagles, 34-3 (Phila)

2020—Steelers, 38-29 (Pitt)  
(RS Pts.—Eagles 1,506, Steelers 1,154)  
(PS Pts.—Eagles 21, Steelers 0)  
*Steelers known as Pirates prior to 1940*  
*\*\*Division Playoff*

**PHILADELPHIA vs. SAN FRANCISCO**  
RS: 49ers lead series, 19-14-1;  
PS: 49ers lead series, 1-0  
1951—Eagles, 21-14 (P)  
1953—49ers, 31-21 (SF)

1956—Tie, 10-10 (P)

1958—49ers, 30-24 (P)

1959—49ers, 24-14 (SF)

1964—49ers, 28-24 (P)

1966—Eagles, 35-34 (SF)

1967—49ers, 28-27 (P)

1969—49ers, 14-13 (SF)

1971—49ers, 31-3 (P)

1973—49ers, 38-28 (SF)

1975—Eagles, 27-17 (P)

1983—Eagles, 22-17 (SF)

1984—49ers, 21-9 (P)

1985—49ers, 24-13 (SF)

1989—49ers, 38-28 (P)

1991—49ers, 23-7 (P)

1992—49ers, 20-14 (SF)

1993—Eagles, 37-34 (SF) OT

1994—Eagles, 40-8 (SF)

1996—49ers, 14-0 (SF)

1997—49ers, 24-12 (P)

2001—49ers, 13-3 (SF)

2002—Eagles, 38-17 (SF)

2003—49ers, 31-28 (P) OT

2005—Eagles, 42-3 (P)

2006—Eagles, 38-24 (SF)

2008—Eagles, 40-26 (SF)

2009—Eagles, 27-13 (P)

2010—Eagles, 27-24 (SF)

2011—49ers, 24-23 (P)

2014—49ers, 26-21 (SF)

2017—Eagles, 33-10 (P)

2020—Eagles, 25-20 (SF)

2021—49ers, 17-11 (P)  
(RS Pts.—Eagles 785, 49ers 756)  
(PS Pts.—49ers 14, Eagles 0)  
*\*NFC First-Round Playoff*

**PHILADELPHIA vs. SEATTLE**  
RS: Seahawks lead series, 11-7;  
PS: Seahawks lead series, 1-0  
1976—Eagles, 27-10 (P)  
1980—Eagles, 27-20 (S)  
1986—Seahawks, 24-20 (S)  
1989—Eagles, 31-7 (P)  
1992—Eagles, 20-17 (S) OT  
1995—Seahawks, 26-14 (S)  
1998—Seahawks, 38-0 (P)  
2001—Eagles, 27-3 (S)  
2002—Eagles, 27-20 (S)  
2005—Seahawks, 42-0 (P)  
2007—Seahawks, 28-24 (P)  
2008—Eagles, 26-7 (S)  
2011—Seahawks, 31-14 (S)  
2014—Seahawks, 24-14 (P)  
2016—Seahawks, 26-15 (S)  
2017—Seahawks, 24-10 (S)  
2019—Seahawks, 17-9 (P)  
\*Seahawks, 17-9 (P)  
2020—Seahawks, 23-17 (P)  
(RS Pts.—Seahawks 387, Eagles 322)  
(PS Pts.—Seahawks 17, Eagles 9)  
*\*NFC First-Round Playoff*

**PHILADELPHIA vs. TAMPA BAY**  
RS: Series tied, 8-8;  
PS: Buccaneers lead series 3-2  
1977—Eagles, 13-3 (P)  
1979—Buccaneers, 24-17 (TB)  
1981—Eagles, 20-10 (P)  
1988—Eagles, 41-14 (TB)  
1991—Buccaneers, 14-13 (TB)  
1995—Buccaneers, 21-6 (P)  
1999—Buccaneers, 19-5 (P)  
2000—Eagles, 21-3 (P)  
2001—Eagles, 17-13 (TB)  
\*\*Eagles, 31-9 (P)  
2002—Eagles, 20-10 (P)  
\*\*\*Buccaneers, 27-10 (P)  
2003—Buccaneers, 17-0 (P)  
2006—Buccaneers, 23-21 (TB)

2009—Eagles, 33-14 (P)  
2012—Eagles, 23-21 (TB)  
2013—Eagles, 31-20 (TB)  
2015—Buccaneers, 45-17 (P)  
2018—Buccaneers, 27-21 (TB)  
2021—Buccaneers, 28-22 (P)  
\*\*Buccaneers, 31-15 (TB)  
(RS Pts.—Eagles 303, Buccaneers 299)  
(PS Pts.—Eagles 94, Buccaneers 94)  
*\*NFC Divisional Playoff*  
*\*\*NFC First-Round Playoff*  
*\*\*\*NFC Championship*

**PHILADELPHIA vs. TENNESSEE**  
RS: Eagles lead series, 7-5  
1972—Eagles, 18-17 (H)  
1979—Eagles, 26-20 (H)  
1982—Eagles, 35-14 (P)  
1988—Eagles, 32-23 (P)  
1991—Eagles, 13-6 (H)  
1994—Eagles, 21-6 (P)  
2000—Titans, 15-13 (P)  
2002—Titans, 27-24 (T)  
2006—Titans, 31-13 (P)  
2010—Titans, 37-19 (T)  
2014—Eagles, 43-24 (P)  
2018—Titans, 26-23 (T) OT  
(RS Pts.—Eagles 280, Titans 246)  
*\*Franchise in Houston prior to 1997; known as Oilers prior to 1999*

**PHILADELPHIA vs. WASHINGTON**  
RS: Commanders lead series, 87-81-5;  
PS: Commanders lead series, 1-0  
1934—Redskins, 6-0 (B)  
Redskins, 14-7 (P)  
1935—Eagles, 7-6 (B)  
1936—Redskins, 26-3 (P)  
Redskins, 17-7 (B)  
1937—Eagles, 14-0 (W)  
Redskins, 10-7 (P)  
1938—Redskins, 26-23 (P)  
Redskins, 20-14 (W)  
1939—Redskins, 7-0 (P)  
Redskins, 7-6 (W)  
1940—Redskins, 34-17 (P)  
Redskins, 13-6 (W)  
1941—Redskins, 21-17 (P)  
Redskins, 20-14 (W)  
1942—Redskins, 14-10 (P)  
Redskins, 30-27 (W)  
1944—Tie, 31-31 (P)  
Eagles, 37-7 (W)  
1945—Redskins, 24-14 (W)  
Eagles, 16-0 (P)  
1946—Eagles, 28-24 (W)  
Redskins, 27-10 (P)  
1947—Eagles, 45-42 (P)  
Eagles, 38-14 (W)  
1948—Eagles, 45-0 (W)  
Eagles, 42-21 (P)  
1949—Eagles, 49-14 (P)  
Eagles, 44-21 (W)  
1950—Eagles, 35-3 (P)  
Eagles, 33-0 (W)  
1951—Redskins, 27-23 (P)  
Eagles, 35-21 (W)  
1952—Eagles, 38-20 (P)  
Redskins, 27-21 (W)  
1953—Tie, 21-21 (P)  
Redskins, 10-0 (W)  
1954—Eagles, 49-21 (W)  
Eagles, 41-33 (P)  
1955—Redskins, 31-30 (P)  
Redskins, 34-21 (W)  
1956—Eagles, 13-9 (P)  
Redskins, 19-17 (W)  
1957—Eagles, 21-12 (P)  
Redskins, 42-7 (W)

## ALL-TIME TEAM VS. TEAM RESULTS

1958—Redskins, 24-14 (P)  
Redskins, 20-0 (W)  
1959—Eagles, 30-23 (P)  
Eagles, 34-14 (W)  
1960—Eagles, 19-13 (P)  
Eagles, 38-28 (W)  
1961—Eagles, 14-7 (P)  
Eagles, 27-24 (W)  
1962—Redskins, 27-21 (P)  
Eagles, 37-14 (W)  
1963—Eagles, 37-24 (W)  
Redskins, 13-10 (P)  
1964—Redskins, 35-20 (W)  
Redskins, 21-10 (P)  
1965—Redskins, 23-21 (W)  
Eagles, 21-14 (P)  
1966—Redskins, 27-13 (P)  
Eagles, 37-28 (W)  
1967—Eagles, 35-24 (P)  
Tie, 35-35 (W)  
1968—Redskins, 17-14 (W)  
Redskins, 16-10 (P)  
1969—Tie, 28-28 (W)  
Redskins, 34-29 (P)  
1970—Redskins, 33-21 (P)  
Redskins, 24-6 (W)  
1971—Tie, 7-7 (W)  
Redskins, 20-13 (P)  
1972—Redskins, 14-0 (W)  
Redskins, 23-7 (P)  
1973—Redskins, 28-7 (P)  
Redskins, 38-20 (W)  
1974—Redskins, 27-20 (P)  
Redskins, 26-7 (W)  
1975—Eagles, 26-10 (P)  
Eagles, 26-3 (W)  
1976—Redskins, 20-17 (P) OT  
Redskins, 24-0 (W)  
1977—Redskins, 23-17 (W)  
Redskins, 17-14 (P)  
1978—Redskins, 35-30 (W)  
Eagles, 17-10 (P)  
1979—Eagles, 28-17 (P)  
Redskins, 17-7 (W)  
1980—Eagles, 24-14 (P)  
Eagles, 24-0 (W)  
1981—Eagles, 36-13 (P)  
Redskins, 15-13 (W)  
1982—Redskins, 37-34 (P) OT  
Redskins, 13-9 (W)  
1983—Redskins, 23-13 (P)  
Redskins, 28-24 (W)  
1984—Redskins, 20-0 (W)  
Eagles, 16-10 (P)  
1985—Eagles, 19-6 (W)  
Redskins, 17-12 (P)  
1986—Redskins, 41-14 (W)  
Redskins, 21-14 (P)  
1987—Redskins, 34-24 (W)  
Eagles, 31-27 (P)  
1988—Redskins, 17-10 (W)  
Redskins, 20-19 (P)  
1989—Eagles, 42-37 (W)  
Redskins, 10-3 (P)  
1990—Redskins, 13-7 (W)  
Eagles, 28-14 (P)  
\*\*Redskins, 20-6 (P)  
1991—Redskins, 23-0 (W)  
Eagles, 24-22 (P)  
1992—Redskins, 16-12 (W)  
Eagles, 17-13 (P)  
1993—Eagles, 34-31 (P)  
Eagles, 17-14 (W)  
1994—Eagles, 21-17 (P)  
Eagles, 31-29 (W)  
1995—Eagles, 37-34 (P) OT  
Eagles, 14-7 (W)

1996—Eagles, 17-14 (W)  
Redskins, 26-21 (P)  
1997—Eagles, 24-10 (P)  
Redskins, 35-32 (W)  
1998—Eagles, 17-12 (P)  
Redskins, 28-3 (W)  
1999—Eagles, 35-28 (P)  
Redskins, 20-17 (W) OT  
2000—Redskins, 17-14 (P)  
Eagles, 23-20 (W)  
2001—Redskins, 13-3 (P)  
Eagles, 20-6 (W)  
2002—Eagles, 37-7 (W)  
Eagles, 34-21 (P)  
2003—Eagles, 27-25 (P)  
Eagles, 31-7 (W)  
2004—Eagles, 28-6 (P)  
Eagles, 17-14 (W)  
2005—Redskins, 17-10 (W)  
Redskins, 31-20 (P)  
2006—Eagles, 27-3 (P)  
Eagles, 21-19 (W)  
2007—Redskins, 20-12 (P)  
Eagles, 33-25 (W)  
2008—Redskins, 23-17 (P)  
Redskins, 10-3 (W)  
2009—Eagles, 27-17 (W)  
Eagles, 27-24 (P)  
2010—Redskins, 17-12 (P)  
Eagles, 59-28 (W)  
2011—Eagles, 20-13 (W)  
Eagles, 34-10 (P)  
2012—Redskins, 31-6 (W)  
Redskins, 27-20 (P)  
2013—Eagles, 33-27 (W)  
Eagles, 24-16 (P)  
2014—Eagles, 37-34 (P)  
Redskins, 27-24 (W)  
2015—Redskins, 23-20 (W)  
Redskins, 38-24 (P)  
2016—Redskins, 27-20 (W)  
Redskins, 27-22 (P)  
2017—Eagles, 30-17 (W)  
Eagles, 34-24 (P)  
2018—Eagles, 28-13 (P)  
Eagles, 24-0 (W)  
2019—Eagles, 32-27 (P)  
Eagles, 37-27 (W)  
2020—Washington, 27-17 (W)  
Washington, 20-14 (P)  
2021—Eagles, 27-17 (P)  
Eagles, 20-16 (W)  
(RS Pts.—Eagles 3,665, Commanders 3,442)  
(PS Pts.—Commanders 20, Eagles 6)  
*\*Franchise in Boston prior to 1937 and  
known as Redskins prior to 2020; known as  
Washington Football Team prior to 2022  
\*\*NFC First-Round Playoff*

**PITTSBURGH vs. ARIZONA**  
RS: Steelers lead series, 34-23-3;  
PS: Steelers lead series, 1-0;  
See Arizona vs. Pittsburgh

**PITTSBURGH vs. ATLANTA**  
RS: Steelers lead series, 14-2-1;  
See Atlanta vs. Pittsburgh

**PITTSBURGH vs. BALTIMORE**  
RS: Steelers lead series, 29-23;  
PS: Steelers lead series, 3-1;  
See Baltimore vs. Pittsburgh

**PITTSBURGH vs. BUFFALO**  
RS: Steelers lead series, 15-10;  
PS: Steelers lead series, 2-1;  
See Buffalo vs. Pittsburgh

**PITTSBURGH vs. CAROLINA**  
RS: Steelers lead series, 6-1;  
See Carolina vs. Pittsburgh

**PITTSBURGH vs. CHICAGO**  
RS: Bears lead series, 19-8-1;  
See Chicago vs. Pittsburgh

**PITTSBURGH vs. CINCINNATI**  
RS: Steelers lead series, 65-38;  
PS: Steelers lead series, 2-0;  
See Cincinnati vs. Pittsburgh

**PITTSBURGH vs. CLEVELAND**  
RS: Steelers lead series, 77-60-1;  
PS: Steelers lead series, 2-1;  
See Cleveland vs. Pittsburgh

**PITTSBURGH vs. DALLAS**  
RS: Cowboys lead series, 16-14;  
PS: Steelers lead series, 2-1;  
See Dallas vs. Pittsburgh

**PITTSBURGH vs. DENVER**  
RS: Broncos lead series, 16-9-1;  
PS: Broncos lead series, 5-3;  
See Denver vs. Pittsburgh

**PITTSBURGH vs. DETROIT**  
RS: Steelers lead series, 17-14-2;  
See Detroit vs. Pittsburgh

**PITTSBURGH vs. GREEN BAY**  
RS: Packers lead series, 19-16;  
PS: Packers lead series, 1-0;  
See Green Bay vs. Pittsburgh

**PITTSBURGH vs. HOUSTON**  
RS: Steelers lead series, 5-2;  
See Houston vs. Pittsburgh

**PITTSBURGH vs. INDIANAPOLIS**  
RS: Steelers lead series, 20-6;  
PS: Steelers lead series, 5-0;  
See Indianapolis vs. Pittsburgh

**PITTSBURGH vs. JACKSONVILLE**  
RS: Steelers lead series, 13-12;  
PS: Jaguars lead series, 2-0;  
See Jacksonville vs. Pittsburgh

**PITTSBURGH vs. KANSAS CITY**  
RS: Steelers lead series, 22-12;  
PS: Chiefs lead series, 2-1;  
See Kansas City vs. Pittsburgh

**PITTSBURGH vs. LAS VEGAS**  
RS: Raiders lead series, 14-10;  
PS: Series tied, 3-3;  
See Las Vegas vs. Pittsburgh

**PITTSBURGH vs. L.A. CHARGERS**  
RS: Steelers lead series, 23-9;  
PS: Chargers lead series, 2-1;  
See L.A. Chargers vs. Pittsburgh

**PITTSBURGH vs. L.A. RAMS**  
RS: Rams lead series, 15-9-2;  
PS: Steelers lead series, 1-0;  
See Los Angeles vs. Pittsburgh

**PITTSBURGH vs. MIAMI**  
RS: Steelers lead series, 13-11;  
PS: Series tied, 2-2;  
See Miami vs. Pittsburgh

**PITTSBURGH vs. MINNESOTA**  
RS: Vikings lead series, 10-8;  
PS: Steelers lead series, 1-0;  
See Minnesota vs. Pittsburgh

**PITTSBURGH vs. NEW ENGLAND**  
RS: Steelers lead series, 15-13;  
PS: Patriots lead series, 4-1;  
See New England vs. Pittsburgh

**PITTSBURGH vs. NEW ORLEANS**  
RS: Saints lead series, 9-7;  
See New Orleans vs. Pittsburgh

**PITTSBURGH vs. N.Y. GIANTS**  
RS: Giants lead series, 44-31-3;  
See N.Y. Giants vs. Pittsburgh

**PITTSBURGH vs. N.Y. JETS**  
RS: Steelers lead series, 18-6;  
PS: Steelers lead series, 2-0;  
See N.Y. Jets vs. Pittsburgh

## ALL-TIME TEAM VS. TEAM RESULTS

**PITTSBURGH vs. PHILADELPHIA**

RS: Eagles lead series, 47-29-3

PS: Eagles lead series, 1-0:

See Philadelphia vs. Pittsburgh

**PITTSBURGH vs. SAN FRANCISCO**

RS: 49ers lead series, 12-10

1951—49ers, 28-24 (P)

1952—Steelers, 24-7 (SF)

1954—49ers, 31-3 (SF)

1958—49ers, 23-20 (SF)

1961—Steelers, 20-10 (P)

1965—49ers, 27-17 (SF)

1968—49ers, 45-28 (P)

1973—Steelers, 37-14 (SF)

1977—Steelers, 27-0 (P)

1978—Steelers, 24-7 (SF)

1981—49ers, 17-14 (P)

1984—Steelers, 20-17 (SF)

1987—Steelers, 30-17 (P)

1990—49ers, 27-7 (SF)

1993—49ers, 24-13 (P)

1996—49ers, 25-15 (P)

1999—Steelers, 27-6 (SF)

2003—49ers, 30-14 (SF)

2007—Steelers, 37-16 (P)

2011—49ers, 20-3 (SF)

2015—Steelers, 43-18 (P)

2019—49ers, 24-20 (SF)

(RS Pts.—Steelers 467, 49ers 433)

**PITTSBURGH vs. SEATTLE**

RS: Seahawks lead series, 10-9:

PS: Steelers lead series, 1-0

1977—Steelers, 30-20 (P)

1978—Steelers, 21-10 (P)

1981—Seahawks, 24-21 (S)

1982—Seahawks, 16-0 (S)

1983—Steelers, 27-21 (S)

1986—Seahawks, 30-0 (S)

1987—Steelers, 13-9 (P)

1991—Seahawks, 27-7 (P)

1992—Steelers, 20-14 (P)

1993—Seahawks, 16-6 (S)

1994—Seahawks, 30-13 (S)

1998—Steelers, 13-10 (P)

1999—Seahawks, 29-10 (P)

2003—Seahawks, 23-16 (S)

2005—Steelers, 21-10 (Detroit)

2007—Steelers, 21-0 (P)

2011—Steelers, 24-0 (P)

2015—Seahawks, 39-30 (S)

2019—Seahawks, 28-26 (P)

2021—Steelers, 23-20 (P) OT

(RS Pts.—Seahawks 366, Steelers 321)

(PS Pts.—Steelers 21, Seahawks 10)

*\*Super Bowl XL***PITTSBURGH vs. TAMPA BAY**

RS: Steelers lead series, 9-2

1976—Steelers, 42-0 (P)

1980—Steelers, 24-21 (TB)

1983—Steelers, 17-12 (P)

1989—Steelers, 31-22 (TB)

1998—Buccaneers, 16-3 (TB)

2001—Steelers, 17-10 (TB)

2002—Steelers, 17-7 (TB)

2006—Steelers, 20-3 (P)

2010—Steelers, 38-13 (TB)

2014—Buccaneers, 27-24 (P)

2018—Steelers, 30-27 (TB)

(RS Pts.—Steelers 263, Buccaneers 158)

**PITTSBURGH vs. TENNESSEE**

RS: Steelers lead series, 45-31:

PS: Steelers lead series, 3-1

1970—Oilers, 19-7 (P)

Steelers, 7-3 (H)

1971—Steelers, 23-16 (P)

Oilers, 29-3 (H)

1972—Steelers, 24-7 (P)

Steelers, 9-3 (H)

1973—Steelers, 36-7 (H)

Steelers, 33-7 (P)

1974—Steelers, 13-7 (H)

Oilers, 13-10 (P)

1975—Steelers, 24-17 (P)

Steelers, 32-9 (H)

1976—Steelers, 32-16 (P)

Steelers, 21-0 (H)

1977—Oilers, 27-10 (H)

Steelers, 27-10 (P)

1978—Oilers, 24-17 (P)

Steelers, 13-3 (H)

\*\*Steelers, 34-5 (P)

1979—Steelers, 38-7 (P)

Oilers, 20-17 (H)

\*\*Steelers, 27-13 (P)

1980—Steelers, 31-17 (P)

Oilers, 6-0 (H)

1981—Steelers, 26-13 (P)

Oilers, 21-20 (H)

1982—Steelers, 24-10 (H)

1983—Steelers, 40-28 (H)

Steelers, 17-10 (P)

1984—Steelers, 35-7 (P)

Oilers, 23-20 (H) OT

1985—Steelers, 20-0 (P)

Steelers, 30-7 (H)

1986—Steelers, 22-16 (H) OT

Steelers, 21-10 (P)

1987—Oilers, 23-3 (P)

Oilers, 24-16 (H)

1988—Oilers, 34-14 (P)

Steelers, 37-34 (H)

1989—Oilers, 27-0 (H)

Oilers, 23-16 (P)

\*\*\*Steelers, 26-23 (H) OT

1990—Steelers, 20-9 (P)

Oilers, 34-14 (H)

1991—Steelers, 26-14 (P)

Oilers, 31-6 (H)

1992—Steelers, 29-24 (H)

Steelers, 21-20 (P)

1993—Oilers, 23-3 (H)

Oilers, 26-17 (P)

1994—Steelers, 30-14 (P)

Steelers, 12-9 (H) OT

1995—Steelers, 34-17 (H)

Steelers, 21-7 (P)

1996—Steelers, 30-16 (P)

Oilers, 23-13 (H)

1997—Steelers, 37-24 (P)

Oilers, 16-6 (T)

1998—Oilers, 41-31 (P)

Oilers, 23-14 (T)

1999—Titans, 16-10 (T)

Titans, 47-36 (P)

2000—Titans, 23-20 (P)

Titans, 9-7 (T)

2001—Steelers, 34-7 (P)

Steelers, 34-24 (T)

2002—Titans, 31-23 (T)

\*\*\*\*Titans, 34-31 (T) OT

2003—Titans, 30-13 (P)

2005—Steelers, 34-7 (P)

2008—Titans, 31-14 (T)

2009—Steelers, 13-10 (P) OT

2010—Steelers, 19-11 (T)

2011—Steelers, 38-17 (P)

2012—Titans, 26-23 (T)

2013—Titans, 16-9 (P)

2014—Steelers, 27-24 (T)

2017—Steelers, 40-17 (P)

2020—Steelers, 27-24 (T)

2021—Steelers, 19-13 (P)

(RS Pts.—Steelers 1,592, Titans 1,331)

(PS Pts.—Steelers 118, Titans 75)

*\*Franchise in Houston prior to 1997; known**as Oilers prior to 1999**\*\*AFC Championship**\*\*\*AFC First-Round Playoff**\*\*\*\*AFC Divisional Playoff***\*PITTSBURGH vs. \*\*WASHINGTON**

RS: Commanders lead series, 43-33-3

1933—Redskins, 21-6 (P)

Pirates, 16-14 (B)

1934—Redskins, 7-0 (P)

Redskins, 39-0 (B)

1935—Pirates, 6-0 (P)

Redskins, 13-3 (B)

1936—Pirates, 10-0 (P)

Redskins, 30-0 (B)

1937—Redskins, 34-20 (W)

Pirates, 21-13 (P)

1938—Redskins, 7-0 (P)

Redskins, 15-0 (W)

1939—Redskins, 44-14 (W)

Redskins, 21-14 (P)

1940—Redskins, 40-10 (P)

Redskins, 37-10 (W)

1941—Redskins, 24-20 (P)

Redskins, 23-3 (W)

1942—Redskins, 28-14 (W)

Redskins, 14-0 (P)

1945—Redskins, 14-0 (P)

Redskins, 24-0 (W)

1946—Tie, 14-14 (W)

Steelers, 14-7 (P)

1947—Redskins, 27-26 (W)

Steelers, 21-14 (P)

1948—Redskins, 17-14 (W)

Steelers, 10-7 (P)

1949—Redskins, 27-14 (P)

Redskins, 27-14 (W)

1950—Steelers, 26-7 (W)

Redskins, 24-7 (P)

1951—Redskins, 22-7 (P)

Steelers, 20-10 (W)

1952—Redskins, 28-24 (P)

Steelers, 24-23 (W)

1953—Redskins, 17-9 (P)

Steelers, 14-13 (W)

1954—Steelers, 37-7 (P)

Redskins, 17-14 (W)

1955—Redskins, 23-14 (P)

Redskins, 28-17 (W)

1956—Steelers, 30-13 (P)

Steelers, 23-0 (W)

1957—Steelers, 28-7 (P)

Redskins, 10-3 (W)

1958—Steelers, 24-16 (P)

Tie, 14-14 (W)

1959—Redskins, 23-17 (P)

Steelers, 27-6 (W)

1960—Tie, 27-27 (W)

Steelers, 22-10 (P)

1961—Steelers, 20-0 (P)

Steelers, 30-14 (W)

1962—Steelers, 23-21 (P)

Steelers, 27-24 (W)

1963—Steelers, 38-27 (P)

Steelers, 34-28 (W)

1964—Redskins, 30-0 (P)

Steelers, 14-7 (W)

1965—Redskins, 31-3 (P)

Redskins, 35-14 (W)

1966—Redskins, 33-27 (P)

Redskins, 24-10 (W)

1967—Redskins, 15-10 (P)

1968—Redskins, 16-13 (W)

1969—Redskins, 14-7 (P)

1973—Steelers, 21-16 (P)

1979—Steelers, 38-7 (P)

1985—Redskins, 30-23 (P)

1988—Redskins, 30-29 (W)

1991—Redskins, 41-14 (P)

1997—Steelers, 14-13 (P)

## ALL-TIME TEAM VS. TEAM RESULTS

2000—Steelers, 24-3 (P)  
 2004—Steelers, 16-7 (P)  
 2008—Steelers, 23-6 (W)  
 2012—Steelers, 27-12 (P)  
 2016—Steelers, 38-16 (W)  
 2020—Washington, 23-17 (P)  
 (RS Pts.—Commanders 1,470, Steelers 1,276)  
*\*Steelers known as Pirates prior to 1940*  
*\*\*Franchise in Boston prior to 1937 and known as Redskins prior to 2020; known as Washington Football Team prior to 2022*

**SAN FRANCISCO vs. ARIZONA**

RS: 49ers lead series, 32-29;  
 See Arizona vs. San Francisco  
**SAN FRANCISCO vs. ATLANTA**  
 RS: 49ers lead series, 47-31-1;  
 PS: Series tied, 1-1;  
 See Atlanta vs. San Francisco  
**SAN FRANCISCO vs. BALTIMORE**  
 RS: Ravens lead series, 4-2;  
 PS: Ravens lead series, 1-0;  
 See Baltimore vs. San Francisco  
**SAN FRANCISCO vs. BUFFALO**  
 RS: Bills lead series, 7-6;  
 See Buffalo vs. San Francisco  
**SAN FRANCISCO vs. CAROLINA**  
 RS: Panthers lead series, 13-8  
 PS: 49ers lead series, 1-0;  
 See Carolina vs. San Francisco  
**SAN FRANCISCO vs. CHICAGO**  
 RS: Series tied, 32-32-1;  
 PS: 49ers lead series, 3-0;  
 See Chicago vs. San Francisco  
**SAN FRANCISCO vs. CINCINNATI**  
 RS: 49ers lead series, 11-4;  
 PS: 49ers lead series, 2-0;  
 See Cincinnati vs. San Francisco  
**SAN FRANCISCO vs. CLEVELAND**  
 RS: Browns lead series, 12-8;  
 See Cleveland vs. San Francisco  
**SAN FRANCISCO vs. DALLAS**  
 RS: 49ers lead series, 15-14-1;  
 PS: Cowboys lead series, 5-3;  
 See Dallas vs. San Francisco  
**SAN FRANCISCO vs. DENVER**  
 RS: Series tied, 7-7;  
 PS: 49ers lead series, 1-0;  
 See Denver vs. San Francisco  
**SAN FRANCISCO vs. DETROIT**  
 RS: 49ers lead series, 38-27-1;  
 PS: Series tied, 1-1;  
 See Detroit vs. San Francisco  
**SAN FRANCISCO vs. GREEN BAY**  
 RS: Packers lead series, 34-28-1;  
 PS: 49ers lead series, 5-4;  
 See Green Bay vs. San Francisco  
**SAN FRANCISCO vs. HOUSTON**  
 RS: 49ers lead series, 4-1;  
 See Houston vs. San Francisco  
**SAN FRANCISCO vs. INDIANAPOLIS**  
 RS: Colts lead series, 27-18;  
 See Indianapolis vs. San Francisco  
**SAN FRANCISCO vs. JACKSONVILLE**  
 RS: 49ers lead series, 4-2;  
 See Jacksonville vs. San Francisco  
**SAN FRANCISCO vs. KANSAS CITY**  
 RS: 49ers lead series, 7-6;  
 PS: Chiefs lead series, 1-0;  
 See Kansas City vs. San Francisco  
**SAN FRANCISCO vs. LAS VEGAS**  
 RS: Series tied, 7-7;  
 See Las Vegas vs. San Francisco  
**SAN FRANCISCO vs. L.A. CHARGERS**  
 RS: Chargers lead series, 8-6;  
 PS: 49ers lead series, 1-0;  
 See L.A. Chargers vs. San Francisco

**SAN FRANCISCO vs. L.A. RAMS**

RS: 49ers lead series, 74-67-3;  
 PS: Series tied, 1-1;  
 See L.A. Rams vs. San Francisco  
**SAN FRANCISCO vs. MIAMI**  
 RS: Dolphins lead series, 8-5;  
 PS: 49ers lead series, 1-0;  
 See Miami vs. San Francisco  
**SAN FRANCISCO vs. MINNESOTA**  
 RS: Vikings lead series, 22-20-1;  
 PS: 49ers lead series, 5-1;  
 See Minnesota vs. San Francisco  
**SAN FRANCISCO vs. NEW ENGLAND**  
 RS: 49ers lead series, 9-5;  
 See New England vs. San Francisco  
**SAN FRANCISCO vs. NEW ORLEANS**  
 RS: 49ers lead series, 48-27-2;  
 PS: 49ers lead series, 1-0;  
 See New Orleans vs. San Francisco  
**SAN FRANCISCO vs. N.Y. GIANTS**  
 RS: Series tied, 17-17;  
 PS: Series tied, 4-4;  
 See N.Y. Giants vs. San Francisco  
**SAN FRANCISCO vs. N.Y. JETS**  
 RS: 49ers lead series, 11-3;  
 See N.Y. Jets vs. San Francisco  
**SAN FRANCISCO vs. PHILADELPHIA**  
 RS: 49ers lead series, 19-14-1;  
 PS: 49ers lead series, 1-0;  
 See Philadelphia vs. San Francisco  
**SAN FRANCISCO vs. PITTSBURGH**  
 RS: 49ers lead series, 12-10;  
 See Pittsburgh vs. San Francisco  
**SAN FRANCISCO vs. SEATTLE**  
 RS: Seahawks lead series, 29-17;  
 PS: Seahawks lead series, 1-0  
 1976—49ers, 37-21 (Sea)  
 1979—Seahawks, 35-24 (SF)  
 1985—49ers, 19-6 (SF)  
 1988—49ers, 38-7 (Sea)  
 1991—49ers, 24-22 (Sea)  
 1997—Seahawks, 38-9 (Sea)  
 2002—49ers, 28-21 (Sea)  
     49ers, 31-24 (SF)  
 2003—Seahawks, 20-19 (Sea)  
     Seahawks, 24-17 (SF)  
 2004—Seahawks, 34-0 (Sea)  
     Seahawks, 42-27 (SF)  
 2005—Seahawks, 27-25 (SF)  
     Seahawks, 41-3 (Sea)  
 2006—49ers, 20-14 (SF)  
     49ers, 24-14 (Sea)  
 2007—Seahawks, 23-3 (SF)  
     Seahawks, 24-0 (Sea)  
 2008—49ers, 33-30 (Sea) OT  
     Seahawks, 34-13 (SF)  
 2009—49ers, 23-10 (SF)  
     Seahawks, 20-17 (Sea)  
 2010—Seahawks, 31-6 (Sea)  
     49ers, 40-21 (SF)  
 2011—49ers, 33-17 (SF)  
     49ers, 19-17 (Sea)  
 2012—49ers, 13-6 (SF)  
     Seahawks, 42-13 (Sea)  
 2013—Seahawks, 29-3 (Sea)  
     49ers, 19-17 (SF)  
     \*Seahawks, 23-17 (Sea)  
 2014—Seahawks, 19-3 (SF)  
     Seahawks, 17-7 (Sea)  
 2015—Seahawks, 20-3 (SF)  
     Seahawks, 29-13 (Sea)  
 2016—Seahawks, 37-18 (Sea)  
     Seahawks, 25-23 (SF)  
 2017—Seahawks, 12-9 (Sea)  
     Seahawks, 24-13 (SF)  
 2018—Seahawks, 43-16 (Sea)  
     49ers, 26-23 (SF) OT

2019—Seahawks, 27-24 (SF) OT  
     49ers, 26-21 (Sea)  
 2020—Seahawks, 37-27 (Sea)  
     Seahawks, 26-23 (Arizona)  
 2021—Seahawks, 28-21 (SF)  
     Seahawks, 30-23 (Sea)  
 (RS Pts.—Seahawks 1,129, 49ers 855)  
 (PS Pts.—Seahawks 23, 49ers 17)  
*\*NFC Championship*  
**SAN FRANCISCO vs. TAMPA BAY**  
 RS: 49ers lead series, 18-6;  
 PS: Buccaneers lead series, 1-0  
 1977—49ers, 20-10 (SF)  
 1978—49ers, 6-3 (SF)  
 1979—49ers, 23-7 (SF)  
 1980—Buccaneers, 24-23 (SF)  
 1983—49ers, 35-21 (SF)  
 1984—49ers, 24-17 (SF)  
 1986—49ers, 31-7 (TB)  
 1987—49ers, 24-10 (TB)  
 1989—49ers, 20-16 (TB)  
 1990—49ers, 31-7 (SF)  
 1992—49ers, 21-14 (SF)  
 1993—49ers, 45-21 (TB)  
 1994—49ers, 41-16 (SF)  
 1997—Buccaneers, 13-6 (TB)  
 2002—Buccaneers, 31-6 (TB)  
 2003—49ers, 24-7 (SF)  
 2004—Buccaneers, 35-3 (TB)  
 2005—49ers, 15-10 (SF)  
 2007—49ers, 21-19 (SF)  
 2010—Buccaneers, 21-0 (SF)  
 2011—49ers, 48-3 (SF)  
 2013—49ers, 33-14 (TB)  
 2016—Buccaneers, 34-17 (SF)  
 2018—Buccaneers, 27-9 (TB)  
 2019—49ers, 31-17 (TB)  
 (RS Pts.—49ers 551, Buccaneers 373)  
 (PS Pts.—Buccaneers 31, 49ers 6)  
*\*NFC Divisional Playoff*  
**SAN FRANCISCO vs. TENNESSEE**  
 RS: 49ers lead series, 9-6  
 1970—49ers, 30-20 (H)  
 1975—Oilers, 27-13 (SF)  
 1978—Oilers, 20-19 (H)  
 1981—49ers, 28-6 (SF)  
 1984—49ers, 34-21 (H)  
 1987—49ers, 27-20 (SF)  
 1990—49ers, 24-21 (H)  
 1993—Oilers, 10-7 (SF)  
 1996—49ers, 10-9 (H)  
 1999—49ers, 24-22 (SF)  
 2005—Titans, 33-22 (T)  
 2009—Titans, 34-27 (SF)  
 2013—49ers, 31-17 (T)  
 2017—49ers, 25-23 (SF)  
 2021—Titans, 20-17 (T)  
 (RS Pts.—49ers 338, Titans 303)  
*\*Franchise in Houston prior to 1997; known as Oilers prior to 1999*  
**SAN FRANCISCO vs. WASHINGTON**  
 RS: 49ers lead series, 18-11-1;  
 PS: 49ers lead series, 3-1  
 1952—49ers, 23-17 (W)  
 1954—49ers, 41-7 (SF)  
 1955—Redskins, 7-0 (W)  
 1961—49ers, 35-3 (SF)  
 1967—Redskins, 31-28 (W)  
 1969—Tie, 17-17 (SF)  
 1970—49ers, 26-17 (SF)  
 1971—\*\*49ers, 24-20 (SF)  
 1973—Redskins, 33-9 (W)  
 1976—Redskins, 24-21 (SF)  
 1978—Redskins, 38-20 (W)  
 1981—49ers, 30-17 (W)  
 1983—\*\*\*Redskins, 24-21 (W)  
 1984—49ers, 37-31 (SF)  
 1985—49ers, 35-8 (W)

## ALL-TIME TEAM VS. TEAM RESULTS

1986—Redskins, 14-6 (W)  
 1988—49ers, 37-21 (SF)  
 1990—49ers, 26-13 (SF)  
 \*\*49ers, 28-10 (SF)  
 1992—\*\*49ers, 20-13 (SF)  
 1994—49ers, 37-22 (W)  
 1996—49ers, 19-16 (W) OT  
 1998—49ers, 45-10 (W)  
 1999—Redskins, 26-20 (SF) OT  
 2002—49ers, 20-10 (W)  
 2004—Redskins, 26-16 (SF)  
 2005—Redskins, 52-17 (W)  
 2008—49ers, 27-24 (SF)  
 2011—49ers, 19-11 (W)  
 2013—49ers, 27-6 (W)  
 2014—49ers, 17-13 (SF)  
 2017—Redskins, 26-24 (W)  
 2019—49ers, 9-0 (W)  
 2020—Washington, 23-15 (Arizona)  
 (RS Pts.—49ers 703, Commanders 563)  
 (PS Pts.—49ers 93, Commanders 67)  
*\*Franchise known as Redskins prior to 2020;  
 known as Washington Football Team prior to 2022*  
*\*\*NFC Divisional Playoff*  
*\*\*\*NFC Championship*

**SEATTLE vs. ARIZONA**

RS: Seahawks lead series, 23-22-1;

See Arizona vs. Seattle

**SEATTLE vs. ATLANTA**

RS: Seahawks lead series, 12-6

PS: Falcons lead series 2-0;

See Atlanta vs. Seattle

**SEATTLE vs. BALTIMORE**

RS: Series tied, 3-3;

See Baltimore vs. Seattle

**SEATTLE vs. BUFFALO**

RS: Seahawks lead series, 8-6;

See Buffalo vs. Seattle

**SEATTLE vs. CAROLINA**

RS: Seahawks lead series, 8-3

PS: Seahawks lead series, 2-1;

See Carolina vs. Seattle

**SEATTLE vs. CHICAGO**

RS: Seahawks lead series, 11-6

PS: Bears lead series, 2-0;

See Chicago vs. Seattle

**SEATTLE vs. CINCINNATI**

RS: Series tied, 10-10

PS: Bengals lead series, 1-0;

See Cincinnati vs. Seattle

**SEATTLE vs. CLEVELAND**

RS: Seahawks lead series, 13-6;

See Cleveland vs. Seattle

**SEATTLE vs. DALLAS**

RS: Cowboys lead series, 10-9;

PS: Series tied, 1-1;

See Dallas vs. Seattle

**SEATTLE vs. DENVER**

RS: Broncos lead series, 35-19

PS: Seahawks lead series, 2-0;

See Denver vs. Seattle

**SEATTLE vs. DETROIT**

RS: Seahawks lead series, 10-5

PS: Seahawks lead series, 1-0;

See Detroit vs. Seattle

**SEATTLE vs. GREEN BAY**

RS: Packers lead series, 12-8;

PS: Packers lead series, 3-1;

See Green Bay vs. Seattle

**SEATTLE vs. HOUSTON**

RS: Seahawks lead series, 4-1;

See Houston vs. Seattle

**SEATTLE vs. INDIANAPOLIS**

RS: Colts lead series, 7-6;

See Indianapolis vs. Seattle

**SEATTLE vs. JACKSONVILLE**

RS: Seahawks lead series, 6-3;

See Jacksonville vs. Seattle

**SEATTLE vs. KANSAS CITY**

RS: Chiefs lead series, 33-19;

See Kansas City vs. Seattle

**SEATTLE vs. LAS VEGAS**

RS: Raiders lead series, 28-25;

PS: Series tied, 1-1;

See Las Vegas vs. Seattle

**SEATTLE vs. L.A. CHARGERS**

RS: Seahawks lead series, 26-25;

See L.A. Chargers vs. Seattle

**SEATTLE vs. L.A. RAMS**

RS: Seahawks lead series, 25-22;

PS: Rams lead series, 2-0;

See L.A. Rams vs. Seattle

**SEATTLE vs. MIAMI**

RS: Dolphins lead series, 8-5;

PS: Dolphins lead series, 2-1;

See Miami vs. Seattle

**SEATTLE vs. MINNESOTA**

RS: Seahawks lead series, 12-6;

PS: Seahawks lead series, 1-0;

See Minnesota vs. Seattle

**SEATTLE vs. NEW ENGLAND**

RS: Seahawks lead series, 10-8;

PS: Patriots lead series, 1-0;

See New England vs. Seattle

**SEATTLE vs. NEW ORLEANS**

RS: Saints lead series, 9-6;

PS: Seahawks lead series, 2-0;

See New Orleans vs. Seattle

**SEATTLE vs. N.Y. GIANTS**

RS: Giants lead series, 10-9;

See N.Y. Giants vs. Seattle

**SEATTLE vs. N.Y. JETS**

RS: Seahawks lead series, 12-8;

See N.Y. Jets vs. Seattle

**SEATTLE vs. PHILADELPHIA**

RS: Seahawks lead series, 11-7

PS: Seahawks lead series, 1-0;

See Philadelphia vs. Seattle

**SEATTLE vs. PITTSBURGH**

RS: Seahawks lead series, 10-9;

PS: Steelers lead series, 1-0;

See Pittsburgh vs. Seattle

**SEATTLE vs. SAN FRANCISCO**

RS: Seahawks lead series, 29-17;

PS: Seahawks lead series, 1-0;

See San Francisco vs. Seattle

**SEATTLE vs. TAMPA BAY**

RS: Seahawks lead series, 9-5

1976—Seahawks, 13-10 (TB)

1977—Seahawks, 30-23 (S)

1994—Seahawks, 22-21 (S)

1996—Seahawks, 17-13 (TB)

1999—Buccaneers, 16-3 (S)

2004—Seahawks, 10-6 (TB)

2006—Seahawks, 23-7 (TB)

2007—Seahawks, 20-6 (S)

2008—Buccaneers, 20-10 (TB)

2009—Buccaneers, 24-7 (S)

2010—Buccaneers, 38-15 (TB)

2013—Seahawks, 27-24 (S) OT

2016—Buccaneers, 14-5 (TB)

2019—Seahawks, 40-34 (S) OT

(RS Pts.—Buccaneers 256, Seahawks 242)

**SEATTLE vs. TENNESSEE**

RS: Seahawks lead series, 10-7;

PS: Titans lead series, 1-0

1977—Oilers, 22-10 (S)

1979—Seahawks, 34-14 (S)

1980—Seahawks, 26-7 (H)

1981—Oilers, 35-17 (H)

1982—Oilers, 23-21 (H)

1987—\*\*Oilers, 23-20 (H) OT

1988—Seahawks, 27-24 (S)

1990—Seahawks, 13-10 (S) OT

1993—Oilers, 24-14 (H)

1994—Seahawks, 16-14 (H)

1996—Seahawks, 23-16 (S)

1997—Seahawks, 16-13 (S)

1998—Seahawks, 20-18 (S)

2005—Seahawks, 28-24 (T)

2009—Titans, 17-13 (S)

2013—Seahawks, 20-13 (S)

2017—Titans, 33-27 (T)

2021—Titans, 33-30 (S) OT

(RS Pts.—Seahawks 355, Titans 340)

(PS Pts.—Titans 23, Seahawks 20)

*\*Franchise in Houston prior to 1997; known*

*as Oilers prior to 1999*

*\*\*AFC First-Round Playoff*

**SEATTLE vs. WASHINGTON**

RS: Commanders lead series, 13-6;

PS: Seahawks lead series, 3-0

1976—Redskins, 31-7 (W)

1980—Seahawks, 14-0 (W)

1983—Redskins, 27-17 (S)

1986—Redskins, 19-14 (W)

1989—Redskins, 29-0 (S)

1992—Redskins, 16-3 (S)

1994—Seahawks, 28-7 (W)

1995—Seahawks, 27-20 (W)

1998—Seahawks, 24-14 (S)

2001—Redskins, 27-14 (W)

2002—Redskins, 14-3 (S)

2003—Redskins, 27-20 (W)

2005—Redskins, 20-17 (W) OT

\*\*Seahawks, 20-10 (S)

2007—\*\*\*Seahawks, 35-14 (S)

2008—Redskins, 20-17 (S)

2011—Redskins, 23-17 (S)

2012—\*\*\*Seahawks, 24-14 (W)

2014—Seahawks, 27-17 (W)

2017—Redskins, 17-14 (S)

2020—Seahawks, 20-15 (W)

2021—Washington, 17-15 (W)

(RS Pts.—Commanders 360, Seahawks 298)

(PS Pts.—Seahawks 79, Commanders 38)

*\*Franchise known as Redskins prior to 2020;*

*known as Washington Football Team prior to*

*2022*

*\*\*NFC Divisional Playoff*

*\*\*\*NFC First-Round Playoff*

**TAMPA BAY vs. ARIZONA**

RS: Cardinals lead series, 11-10;

See Arizona vs. Tampa Bay

**TAMPA BAY vs. ATLANTA**

RS: Buccaneers lead series, 29-28;

See Atlanta vs. Tampa Bay

**TAMPA BAY vs. BALTIMORE**

RS: Ravens lead series, 4-2;

See Baltimore vs. Tampa Bay

**TAMPA BAY vs. BUFFALO**

RS: Buccaneers lead series, 8-4;

See Buffalo vs. Tampa Bay

**TAMPA BAY vs. CAROLINA**

RS: Panthers lead series, 24-19;

See Carolina vs. Tampa Bay

**TAMPA BAY vs. CHICAGO**

RS: Bears lead series, 40-21;

See Chicago vs. Tampa Bay

**TAMPA BAY vs. CINCINNATI**

RS: Buccaneers lead series, 7-5;

See Cincinnati vs. Tampa Bay

**TAMPA BAY vs. CLEVELAND**

RS: Browns lead series, 6-4;

See Cleveland vs. Tampa Bay

**TAMPA BAY vs. DALLAS**

RS: Cowboys lead series, 13-5;

PS: Cowboys lead series, 2-0;

See Dallas vs. Tampa Bay

## ALL-TIME TEAM VS. TEAM RESULTS

**TAMPA BAY vs. DENVER**  
RS: Broncos lead series, 7-3;  
See Denver vs. Tampa Bay

**TAMPA BAY vs. DETROIT**  
RS: Lions lead series, 31-28;  
PS: Buccaneers lead series, 1-0;  
See Detroit vs. Tampa Bay

**TAMPA BAY vs. GREEN BAY**  
RS: Packers lead series, 32-22-1;  
PS: Packers lead series, 1-1;  
See Green Bay vs. Tampa Bay

**TAMPA BAY vs. HOUSTON**  
RS: Texans lead series, 4-1;  
See Houston vs. Tampa Bay

**TAMPA BAY vs. INDIANAPOLIS**  
RS: Colts lead series, 8-7;  
See Indianapolis vs. Tampa Bay

**TAMPA BAY vs. JACKSONVILLE**  
RS: Jaguars lead series, 4-3;  
See Jacksonville vs. Tampa Bay

**TAMPA BAY vs. KANSAS CITY**  
RS: Buccaneers lead series, 7-6;  
PS: Buccaneers lead series, 1-0;  
See Kansas City vs. Tampa Bay

**TAMPA BAY vs. LAS VEGAS**  
RS: Raiders lead series, 7-3;  
PS: Buccaneers lead series, 1-0;  
See Las Vegas vs. Tampa Bay

**TAMPA BAY vs. L.A. CHARGERS**  
RS: Chargers lead series, 8-4;  
See L.A. Chargers vs. Tampa Bay

**TAMPA BAY vs. L.A. RAMS**  
RS: Rams lead series, 16-9;  
PS: Rams lead series, 3-0;  
See L.A. Rams vs. Tampa Bay

**TAMPA BAY vs. MIAMI**  
RS: Buccaneers lead series, 7-5;  
See Miami vs. Tampa Bay

**TAMPA BAY vs. MINNESOTA**  
RS: Vikings lead series, 33-23;  
See Minnesota vs. Tampa Bay

**TAMPA BAY vs. NEW ENGLAND**  
RS: Patriots lead series, 7-3;  
See New England vs. Tampa Bay

**TAMPA BAY vs. NEW ORLEANS**  
RS: Saints lead series, 39-21;  
PS: Buccaneers lead series, 1-0;  
See New Orleans vs. Tampa Bay

**TAMPA BAY vs. N.Y. GIANTS**  
RS: Giants lead series, 15-9;  
PS: Giants lead series, 1-0;  
See N.Y. Giants vs. Tampa Bay

**TAMPA BAY vs. N.Y. JETS**  
RS: Jets lead series, 10-3;  
See N.Y. Jets vs. Tampa Bay

**TAMPA BAY vs. PHILADELPHIA**  
RS: Series tied, 8-8;  
PS: Buccaneers lead series, 3-2;  
See Philadelphia vs. Tampa Bay

**TAMPA BAY vs. PITTSBURGH**  
RS: Steelers lead series, 9-2;  
See Pittsburgh vs. Tampa Bay

**TAMPA BAY vs. SAN FRANCISCO**  
RS: 49ers lead series, 18-6;  
PS: Buccaneers lead series, 1-0;  
See San Francisco vs. Tampa Bay

**TAMPA BAY vs. SEATTLE**  
RS: Seahawks lead series, 9-5;  
See Seattle vs. Tampa Bay

**TAMPA BAY vs. \*TENNESSEE**  
RS: Titans lead series, 10-2  
1976—Oilers, 20-0 (H)  
1980—Oilers, 20-14 (H)  
1983—Buccaneers, 33-24 (TB)  
1989—Oilers, 20-17 (H)  
1995—Oilers, 19-7 (H)  
1998—Oilers, 31-22 (TB)

2001—Titans, 31-28 (Tenn) OT  
2003—Titans, 33-13 (Tenn)  
2007—Buccaneers, 13-10 (TB)  
2011—Titans, 23-17 (Tenn)  
2015—Titans, 42-14 (TB)  
2019—Titans, 27-23 (Tenn)  
(RS Pts.—Titans 300, Buccaneers 201)  
*\*Franchise in Houston prior to 1997; known as Oilers prior to 1999*

**TAMPA BAY vs. \*WASHINGTON**  
RS: Commanders lead series, 12-10;  
PS: Buccaneers lead series, 2-1  
1977—Redskins, 10-0 (TB)  
1982—Redskins, 21-13 (TB)  
1989—Redskins, 32-28 (W)  
1993—Redskins, 23-17 (TB)  
1994—Buccaneers, 26-21 (TB)  
Buccaneers, 17-14 (W)  
1995—Buccaneers, 14-6 (TB)  
1996—Buccaneers, 24-10 (TB)  
1998—Redskins, 20-16 (W)  
1999—\*\*Buccaneers, 14-13 (TB)  
2000—Redskins, 20-17 (W) OT  
2003—Buccaneers, 35-13 (W)  
2004—Redskins, 16-10 (W)  
2005—Buccaneers, 36-35 (TB)  
\*\*\*Redskins, 17-10 (TB)  
2006—Buccaneers, 20-17 (TB)  
2007—Buccaneers, 19-13 (TB)  
2009—Redskins, 16-13 (W)  
2010—Buccaneers, 17-16 (W)  
2012—Redskins, 24-22 (TB)  
2014—Buccaneers, 27-7 (W)  
2015—Redskins, 31-30 (W)  
2018—Redskins, 16-3 (TB)  
2020—\*\*Buccaneers, 31-23 (W)  
2021—Washington, 29-19 (W)  
(RS Pts.—Buccaneers 423, Commanders 410)  
(PS Pts.—Buccaneers 55, Commanders 53)  
*\*Franchise known as Redskins prior to 2020; known as Washington Football Team prior to 2022*

*\*\*NFC Divisional Playoff*  
*\*\*\*NFC First-Round Playoff*

**TENNESSEE vs. ARIZONA**  
RS: Cardinals lead series, 8-4;  
See Arizona vs. Tennessee

**TENNESSEE vs. ATLANTA**  
RS: Titans lead series, 8-7;  
See Atlanta vs. Tennessee

**TENNESSEE vs. BALTIMORE**  
RS: Titans lead series, 11-10;  
PS: Ravens lead series, 3-2;  
See Baltimore vs. Tennessee

**TENNESSEE vs. BUFFALO**  
RS: Titans lead series, 29-17;  
PS: Bills lead series, 2-1;  
See Buffalo vs. Tennessee

**TENNESSEE vs. CAROLINA**  
RS: Series tied, 3-3;  
See Carolina vs. Tennessee

**TENNESSEE vs. CHICAGO**  
RS: Titans lead series, 7-6;  
See Chicago vs. Tennessee

**TENNESSEE vs. CINCINNATI**  
RS: Titans lead series, 40-34-1;  
PS: Bengals lead series, 2-0;  
See Cincinnati vs. Tennessee

**TENNESSEE vs. CLEVELAND**  
RS: Browns lead series, 36-31;  
PS: Titans lead series, 1-0;  
See Cleveland vs. Tennessee

**TENNESSEE vs. DALLAS**  
RS: Cowboys lead series, 8-7;  
See Dallas vs. Tennessee

**TENNESSEE vs. DENVER**  
RS: Titans lead series, 23-16-1;  
PS: Broncos lead series, 2-1;  
See Denver vs. Tennessee

**TENNESSEE vs. DETROIT**  
RS: Titans lead series, 10-3;  
See Detroit vs. Tennessee

**TENNESSEE vs. GREEN BAY**  
RS: Titans lead series, 7-6;  
See Green Bay vs. Tennessee

**TENNESSEE vs. HOUSTON**  
RS: Titans lead series, 22-18;  
See Houston vs. Tennessee

**TENNESSEE vs. INDIANAPOLIS**  
RS: Colts lead series, 35-19;  
PS: Titans lead series, 1-0;  
See Indianapolis vs. Tennessee

**TENNESSEE vs. JACKSONVILLE**  
RS: Titans lead series, 33-21;  
PS: Titans lead series, 1-0;  
See Jacksonville vs. Tennessee

**TENNESSEE vs. KANSAS CITY**  
RS: Chiefs lead series, 27-24;  
PS: Chiefs lead series, 3-1;  
See Kansas City vs. Tennessee

**TENNESSEE vs. LAS VEGAS**  
RS: Raiders lead series, 26-21;  
PS: Raiders lead series, 4-0;  
See Las Vegas vs. Tennessee

**TENNESSEE vs. L.A. CHARGERS**  
RS: Chargers lead series, 27-15-1;  
PS: Titans lead series, 3-1;  
See L.A. Chargers vs. Tennessee

**TENNESSEE vs. L.A. RAMS**  
RS: Rams lead series, 7-6;  
PS: Rams lead series, 1-0;  
See L.A. Rams vs. Tennessee

**TENNESSEE vs. MIAMI**  
RS: Dolphins lead series, 21-17;  
PS: Titans lead series, 1-0;  
See Miami vs. Tennessee

**TENNESSEE vs. MINNESOTA**  
RS: Vikings lead series, 9-5;  
See Minnesota vs. Tennessee

**TENNESSEE vs. NEW ENGLAND**  
RS: Patriots lead series, 24-16-1;  
PS: Series tied, 2-2;  
See New England vs. Tennessee

**TENNESSEE vs. NEW ORLEANS**  
RS: Titans lead series, 9-6-1;  
See New Orleans vs. Tennessee

**TENNESSEE vs. N.Y. GIANTS**  
RS: Series tied, 6-6;  
See N.Y. Giants vs. Tennessee

**TENNESSEE vs. N.Y. JETS**  
RS: Titans lead series, 24-20-1;  
PS: Titans lead series, 1-0;  
See N.Y. Jets vs. Tennessee

**TENNESSEE vs. PHILADELPHIA**  
RS: Eagles lead series, 7-5;  
See Philadelphia vs. Tennessee

**TENNESSEE vs. PITTSBURGH**  
RS: Steelers lead series, 45-31;  
PS: Steelers lead series, 3-1;  
See Pittsburgh vs. Tennessee

**TENNESSEE vs. SAN FRANCISCO**  
RS: 49ers lead series, 9-6;  
See San Francisco vs. Tennessee

**TENNESSEE vs. SEATTLE**  
RS: Seahawks lead series, 10-7;  
PS: Titans lead series, 1-0;  
See Seattle vs. Tennessee

**TENNESSEE vs. TAMPA BAY**  
RS: Titans lead series, 10-2;  
See Tampa Bay vs. Tennessee

## ALL-TIME TEAM VS. TEAM RESULTS

**\*TENNESSEE vs. \*\*WASHINGTON**

RS: Titans lead series, 7-6  
 1971—Redskins, 22-13 (W)  
 1975—Oilers, 13-10 (H)  
 1979—Oilers, 29-27 (W)  
 1985—Redskins, 16-13 (W)  
 1988—Oilers, 41-17 (H)  
 1991—Redskins, 16-13 (W) OT  
 1997—Oilers, 28-14 (T)  
 2000—Titans, 27-21 (W)  
 2002—Redskins, 31-14 (T)  
 2006—Titans, 25-22 (W)  
 2010—Redskins, 19-16 (T) OT  
 2014—Redskins, 19-17 (W)  
 2018—Titans, 25-16 (T)  
 (RS—Titans 274, Commanders 250)  
*\*Franchise in Houston prior to 1997; known as Oilers prior to 1999*  
*\*\*Franchise known as Redskins prior to 2020; known as Washington Football Team prior to 2022*

**WASHINGTON vs. ARIZONA**

RS: Commanders lead series, 76-47-2;

See Arizona vs. Washington

**WASHINGTON vs. ATLANTA**

RS: Commanders lead series, 15-10-1;

PS: Commanders lead series, 1-0;

See Atlanta vs. Washington

**WASHINGTON vs. BALTIMORE**

RS: Ravens lead series, 4-3;

See Baltimore vs. Washington

**WASHINGTON vs. BUFFALO**

RS: Bills lead series, 10-5;

PS: Commanders lead series, 1-0;

See Buffalo vs. Washington

**WASHINGTON vs. CAROLINA**

RS: Commanders lead series, 10-7;

See Carolina vs. Washington

**WASHINGTON vs. CHICAGO**

RS: Commanders lead series, 22-21-1;

PS: Commanders lead series, 4-3;

See Chicago vs. Washington

**WASHINGTON vs. CINCINNATI**

RS: Series tied, 5-5-1;

See Cincinnati vs. Washington

**WASHINGTON vs. CLEVELAND**

RS: Browns lead series, 34-12-1;

See Cleveland vs. Washington

**WASHINGTON vs. DALLAS**

RS: Cowboys lead series, 75-45-2;

PS: Commanders lead series, 2-0;

See Dallas vs. Washington

**WASHINGTON vs. DENVER**

RS: Broncos lead series, 8-6;

PS: Commanders lead series, 1-0;

See Denver vs. Washington

**WASHINGTON vs. DETROIT**

RS: Commanders lead series, 28-15;

PS: Commanders lead series, 3-0;

See Detroit vs. Washington

**WASHINGTON vs. GREEN BAY**

RS: Packers lead series, 20-15-1;

PS: Packers lead series, 2-1;

See Green Bay vs. Washington

**WASHINGTON vs. HOUSTON**

RS: Texans lead series, 3-2;

See Houston vs. Washington

**WASHINGTON vs. INDIANAPOLIS**

RS: Colts lead series, 21-10;

See Indianapolis vs. Washington

**WASHINGTON vs. JACKSONVILLE**

RS: Commanders lead series, 6-1;

See Jacksonville vs. Washington

**WASHINGTON vs. KANSAS CITY**

RS: Chiefs lead series, 10-1;

See Kansas City vs. Washington

**WASHINGTON vs. LAS VEGAS**

RS: Series tied, 7-7;

PS: Raiders lead series, 1-0;

See Las Vegas vs. Washington

**WASHINGTON vs. L.A. CHARGERS**

RS: Commanders lead series, 7-5;

See L.A. Chargers vs. Washington

**WASHINGTON vs. L.A. RAMS**

RS: Commanders lead series, 24-12-1;

PS: Series tied, 2-2;

See L.A. Rams vs. Washington

**WASHINGTON vs. MIAMI**

RS: Dolphins lead series, 8-5;

PS: Series tied, 1-1;

See Miami vs. Washington

**WASHINGTON vs. MINNESOTA**

RS: Vikings lead series, 12-10;

PS: Commanders lead series, 3-2;

See Minnesota vs. Washington

**WASHINGTON vs. NEW ENGLAND**

RS: Commanders lead series, 6-5;

See New England vs. Washington

**WASHINGTON vs. NEW ORLEANS**

RS: Commanders lead series, 17-11;

See New Orleans vs. Washington

**WASHINGTON vs. N.Y. GIANTS**

RS: Giants lead series, 104-70-4;

PS: Series tied, 1-1;

See N.Y. Giants vs. Washington

**WASHINGTON vs. N.Y. JETS**

RS: Commanders lead series, 8-4;

See N.Y. Jets vs. Washington

**WASHINGTON vs. PHILADELPHIA**

RS: Commanders lead series, 87-81-5;

PS: Commanders lead series, 1-0;

See Philadelphia vs. Washington

**WASHINGTON vs. PITTSBURGH**

RS: Commanders lead series, 43-33-3;

See Pittsburgh vs. Washington

**WASHINGTON vs. SAN FRANCISCO**

RS: 49ers lead series, 18-11-1;

PS: 49ers lead series, 3-1;

See San Francisco vs. Washington

**WASHINGTON vs. SEATTLE**

RS: Commanders lead series, 13-6;

PS: Seahawks lead series, 3-0;

See Seattle vs. Washington

**WASHINGTON vs. TAMPA BAY**

RS: Commanders lead series, 12-10;

PS: Buccaneers lead series, 2-1;

See Tampa Bay vs. Washington

**WASHINGTON vs. TENNESSEE**

RS: Titans lead series, 7-6;

See Tennessee vs. Washington



## SUPER BOWL STANDINGS/MVP

### SUPER BOWL COMPOSITE STANDINGS

	W	L	Pct.	Pts.	OP
Baltimore Ravens	2	0	1.000	68	38
Tampa Bay Buccaneers	2	0	1.000	79	30
New Orleans Saints	1	0	1.000	31	17
New York Jets	1	0	1.000	16	7
Green Bay Packers	4	1	.800	158	101
New York Giants	4	1	.800	104	104
Pittsburgh Steelers	6	2	.750	193	164
San Francisco 49ers	5	2	.714	239	154
Dallas Cowboys	5	3	.625	221	132
Las Vegas/Oakland/Los Angeles Raiders	3	2	.600	132	114
Washington Football Team	3	2	.600	122	103
New England Patriots	6	5	.545	246	282
Indianapolis/Baltimore Colts	2	2	.500	69	77
Kansas City Chiefs	2	2	.500	73	93
Chicago Bears	1	1	.500	63	39
Los Angeles/St. Louis Rams	2	3	.400	85	100
Miami Dolphins	2	3	.400	74	103
Denver Broncos	3	5	.375	147	259
Philadelphia Eagles	1	2	.333	72	84
Seattle Seahawks	1	2	.333	77	57
Arizona Cardinals	0	1	.000	23	27
Los Angeles/San Diego Chargers	0	1	.000	26	49
Tennessee Titans	0	1	.000	16	23
Atlanta Falcons	0	2	.000	47	68
Carolina Panthers	0	2	.000	39	56
Cincinnati Bengals	0	3	.000	57	69
Buffalo Bills	0	4	.000	73	139
Minnesota Vikings	0	4	.000	34	95

### SUPER BOWL HOST CITIES\*

Miami/South Florida	11	(Orange Bowl 5, Hard Rock Stadium 6)
New Orleans	10	(Superdome 7, Tulane Stadium 3)
Los Angeles	8	(LA Coliseum 2, Rose Bowl 5, SoFi Stadium 1)
Tampa Bay	5	(Tampa Stadium 2, Raymond James Stadium 3)
Arizona	3	(Sun Devil Stadium 1, U. of Phoenix Stadium 2)
Atlanta	3	(Georgia Dome 2, Mercedes-Benz Stadium 1)
Houston	3	(Rice Stadium 1, NRG Stadium 2)
San Diego	3	
Detroit	2	(Silverdome 1, Ford Field 1)
Minneapolis	2	(Metrodome 1, U.S. Bank Stadium 1)
San Francisco-Bay Area	2	(Stanford Stadium 1, Levi's Stadium 1)
Indianapolis	1	
Jacksonville	1	
New York-New Jersey	1	
North Texas	1	

\*Through 2021 season

### FUTURE SUPER BOWL SITES

Super Bowl LVII	Feb. 12, 2023	State Farm Stadium
(awarded May 22, 2018)		Arizona
Super Bowl LVIII	Feb. 11, 2024*	Allegiant Stadium
(awarded Dec. 15, 2021)		Las Vegas
Super Bowl LIX	Feb. 9, 2025*	Caesars Superdome
(awarded May 22, 2018; modified Oct. 20, 2020)		New Orleans

\*Tentative date

### PETE ROZELLE TROPHY/SUPER BOWL MVPs\*

Super Bowl I	— QB Bart Starr, Green Bay
Super Bowl II	— QB Bart Starr, Green Bay
Super Bowl III	— QB Joe Namath, N.Y. Jets
Super Bowl IV	— QB Len Dawson, Kansas City
Super Bowl V	— LB Chuck Howley, Dallas
Super Bowl VI	— QB Roger Staubach, Dallas
Super Bowl VII	— S Jake Scott, Miami
Super Bowl VIII	— RB Larry Csonka, Miami
Super Bowl IX	— RB Franco Harris, Pittsburgh
Super Bowl X	— WR Lynn Swann, Pittsburgh
Super Bowl XI	— WR Fred Biletnikoff, Oakland
Super Bowl XII	— DT Randy White and DE Harvey Martin, Dallas
Super Bowl XIII	— QB Terry Bradshaw, Pittsburgh
Super Bowl XIV	— QB Terry Bradshaw, Pittsburgh
Super Bowl XV	— QB Jim Plunkett, Oakland
Super Bowl XVI	— QB Joe Montana, San Francisco
Super Bowl XVII	— RB John Riggins, Washington
Super Bowl XVIII	— RB Marcus Allen, L.A. Raiders
Super Bowl XIX	— QB Joe Montana, San Francisco
Super Bowl XX	— DE Richard Dent, Chi. Bears
Super Bowl XXI	— QB Phil Simms, N.Y. Giants
Super Bowl XXII	— QB Doug Williams, Washington
Super Bowl XXIII	— WR Jerry Rice, San Francisco
Super Bowl XXIV	— QB Joe Montana, San Francisco
Super Bowl XXV	— RB Ottis Anderson, N.Y. Giants
Super Bowl XXVI	— QB Mark Rypien, Washington
Super Bowl XXVII	— QB Troy Aikman, Dallas
Super Bowl XXVIII	— RB Emmitt Smith, Dallas
Super Bowl XXIX	— QB Steve Young, San Francisco
Super Bowl XXX	— CB Larry Brown, Dallas
Super Bowl XXXI	— KR-PR Desmond Howard, Green Bay
Super Bowl XXXII	— RB Terrell Davis, Denver
Super Bowl XXXIII	— QB John Elway, Denver
Super Bowl XXXIV	— QB Kurt Warner, St.L. Rams
Super Bowl XXXV	— LB Ray Lewis, Bal. Ravens
Super Bowl XXXVI	— QB Tom Brady, New England
Super Bowl XXXVII	— S Dexter Jackson, Tampa Bay
Super Bowl XXXVIII	— QB Tom Brady, New England
Super Bowl XXXIX	— WR Deion Branch, New England
Super Bowl XL	— WR Hines Ward, Pittsburgh
Super Bowl XLI	— QB Peyton Manning, Indianapolis
Super Bowl XLII	— QB Eli Manning, N.Y. Giants
Super Bowl XLIII	— WR Santonio Holmes, Pittsburgh
Super Bowl XLIV	— QB Drew Brees, New Orleans
Super Bowl XLV	— QB Aaron Rodgers, Green Bay
Super Bowl XLVI	— QB Eli Manning, N.Y. Giants
Super Bowl XLVII	— QB Joe Flacco, Bal. Ravens
Super Bowl XLVIII	— LB Malcolm Smith, Seattle
Super Bowl XLIX	— QB Tom Brady, New England
Super Bowl 50	— LB Von Miller, Denver
Super Bowl LI	— QB Tom Brady, New England
Super Bowl LII	— QB Nick Foles, Philadelphia
Super Bowl LIII	— WR Julian Edelman, New England
Super Bowl LIV	— QB Patrick Mahomes, Kansas City
Super Bowl LV	— QB Tom Brady, Tampa Bay
Super Bowl LVI	— WR Cooper Kupp, L.A. Rams

\*Award named Pete Rozelle Trophy since Super Bowl XXV

### SUPER BOWL MVP BY POSITION

A defensive end and defensive tackle shared the Super Bowl XII MVP award.

Quarterback	31	Cornerback	1
Wide Receiver	8	Defensive Tackle	1
Running Back	7	Kick Returner-Punt Returner	1
Linebacker	4		
Defensive End	2		
Safety	2		

## SUPER BOWL RESULTS

### RESULTS

*NFC leads, 29-27*

Super Bowl	Date	Winner (Share)	Loser (Share)	Score	Site	Attendance
LVI	2-13-22	L.A. Rams (\$150,000)	Cincinnati (\$75,000)	23-20	Los Angeles	70,048
LV	2-7-21	Tampa Bay (\$130,000)	Kansas City (\$65,000)	31-9	Tampa	24,835
LIV	2-2-20	Kansas City (\$124,000)	San Francisco (\$62,000)	31-20	Miami	62,417
LIII	2-3-19	New England (\$118,000)	L.A. Rams (\$59,000)	13-3	Atlanta	70,081
LII	2-4-18	Philadelphia (\$112,000)	New England (\$56,000)	41-33	Minneapolis	67,612
LI	2-5-17	New England (\$107,000)	Atlanta (\$53,000)	34-28**	Houston	70,807
50	2-7-16	Denver (\$102,000)	Carolina (\$51,000)	24-10	Santa Clara	71,088
XLIX	2-1-15	New England (\$97,000)	Seattle (\$49,000)	28-24	Arizona	70,288
XLVIII	2-2-14	Seattle (\$92,000)	Denver (\$46,000)	43-8	New York-New Jersey	82,529
XLVII	2-3-13	Bal. Ravens (\$88,000)	San Francisco (\$44,000)	34-31	New Orleans	71,024
XLVI	2-5-12	N.Y. Giants (\$88,000)	New England (\$44,000)	21-17	Indianapolis	68,658
XLV	2-6-11	Green Bay (\$83,000)	Pittsburgh (\$42,000)	31-25	North Texas	91,060
XLIV	2-7-10	New Orleans (\$83,000)	Indianapolis (\$42,000)	31-17	South Florida	74,059
XLIII	2-1-09	Pittsburgh (\$78,000)	Arizona (\$40,000)	27-23	Tampa Bay	70,774
XLII	2-3-08	N.Y. Giants (\$78,000)	New England (\$40,000)	17-14	Arizona	71,101
XLI	2-4-07	Indianapolis (\$73,000)	Chi. Bears (\$38,000)	29-17	South Florida	74,512
XL	2-5-06	Pittsburgh (\$73,000)	Seattle (\$38,000)	21-10	Detroit	68,206
XXXIX	2-6-05	New England (\$68,000)	Philadelphia (\$36,500)	24-21	Jacksonville	78,125
XXXVIII	2-1-04	New England (\$68,000)	Carolina (\$36,500)	32-29	Houston	71,525
* XXXVII	1-26-03	Tampa Bay (\$63,000)	Oak. Raiders (\$35,000)	48-21	San Diego	67,603
* XXXVI	2-3-02	New England (\$63,000)	St.L. Rams (\$34,500)	20-17	New Orleans	72,922
XXXV	1-28-01	Bal. Ravens (\$58,000)	N.Y. Giants (\$34,500)	34-7	Tampa Bay	71,921
* XXXIV	1-30-00	St.L. Rams (\$58,000)	Tennessee (\$33,000)	23-16	Atlanta	72,625
XXXIII	1-31-99	Denver (\$53,000)	Atlanta (\$32,500)	34-19	South Florida	74,803
XXXII	1-25-98	Denver (\$48,000)	Green Bay (\$29,000)	31-24	San Diego	68,912
XXXI	1-26-97	Green Bay (\$48,000)	New England (\$29,000)	35-21	New Orleans	72,301
XXX	1-28-96	Dal. Cowboys (\$42,000)	Pittsburgh (\$27,000)	27-17	Arizona	76,347
XXIX	1-29-95	San Francisco (\$42,000)	S.D. Chargers (\$26,000)	49-26	South Florida	74,107
* XXVIII	1-30-94	Dal. Cowboys (\$38,000)	Buffalo (\$23,500)	30-13	Atlanta	72,817
XXVII	1-31-93	Dal. Cowboys (\$36,000)	Buffalo (\$18,000)	52-17	Pasadena	98,374
XXVI	1-26-92	Washington (\$36,000)	Buffalo (\$18,000)	37-24	Minneapolis	63,130
* XXV	1-27-91	N.Y. Giants (\$36,000)	Buffalo (\$18,000)	20-19	Tampa Bay	73,813
XXIV	1-28-90	San Francisco (\$36,000)	Denver (\$18,000)	55-10	New Orleans	72,919
XXIII	1-22-89	San Francisco (\$36,000)	Cincinnati (\$18,000)	20-16	South Florida	75,129
XXII	1-31-88	Washington (\$36,000)	Denver (\$18,000)	42-10	San Diego	73,302
XXI	1-25-87	N.Y. Giants (\$36,000)	Denver (\$18,000)	39-20	Pasadena	101,063
XX	1-26-86	Chi. Bears (\$36,000)	New England (\$18,000)	46-10	New Orleans	73,818
XIX	1-20-85	San Francisco (\$36,000)	Miami (\$18,000)	38-16	Stanford	84,059
XVIII	1-22-84	L.A. Raiders (\$36,000)	Washington (\$18,000)	38-9	Tampa Bay	72,920
* XVII	1-30-83	Washington (\$36,000)	Miami (\$18,000)	27-17	Pasadena	103,667
XVI	1-24-82	San Francisco (\$18,000)	Cincinnati (\$9,000)	26-21	Pontiac	81,270
XV	1-25-81	Oak. Raiders (\$18,000)	Philadelphia (\$9,000)	27-10	New Orleans	76,135
XIV	1-20-80	Pittsburgh (\$18,000)	L.A. Rams (\$9,000)	31-19	Pasadena	103,985
XIII	1-21-79	Pittsburgh (\$18,000)	Dal. Cowboys (\$9,000)	35-31	South Florida	79,484
XII	1-15-78	Dal. Cowboys (\$18,000)	Denver (\$9,000)	27-10	New Orleans	75,583
XI	1-9-77	Oak. Raiders (\$15,000)	Minnesota (\$7,500)	32-14	Pasadena	103,438
X	1-18-76	Pittsburgh (\$15,000)	Dal. Cowboys (\$7,500)	21-17	South Florida	80,187
IX	1-12-75	Pittsburgh (\$15,000)	Minnesota (\$7,500)	16-6	New Orleans	80,997
VIII	1-13-74	Miami (\$15,000)	Minnesota (\$7,500)	24-7	Houston	71,882
VII	1-14-73	Miami (\$15,000)	Washington (\$7,500)	14-7	Los Angeles	90,182
VI	1-16-72	Dal. Cowboys (\$15,000)	Miami (\$7,500)	24-3	New Orleans	81,023
V	1-17-71	Bal. Colts (\$15,000)	Dal. Cowboys (\$7,500)	16-13	South Florida	79,204
* IV	1-11-70	Kansas City (\$15,000)	Minnesota (\$7,500)	23-7	New Orleans	80,562
III	1-12-69	N.Y. Jets (\$15,000)	Bal. Colts (\$7,500)	16-7	South Florida	75,389
II	1-14-68	Green Bay (\$15,000)	Oak. Raiders (\$7,500)	33-14	South Florida	75,546
I	1-15-67	Green Bay (\$15,000)	Kansas City (\$7,500)	35-10	Los Angeles	61,946

\* One week between conference championship games and Super Bowl; all others had two weeks between conference championship games and Super Bowl.

\*\* Overtime

For historical Super Bowl game recaps, box scores, and video highlights, please visit [www.NFL.com/SuperBowl](http://www.NFL.com/SuperBowl).

## SUPER BOWL LVI SUMMARY

### SUPER BOWL LVI

SoFi Stadium, Los Angeles  
February 13, 2022; Attendance: 70,048

#### LOS ANGELES RAMS 23, CINCINNATI 20—

Cooper Kupp secured a 1-yard touchdown pass from Matthew Stafford with 1:25 left and the Rams' defense matched a Super Bowl record with seven sacks to propel the franchise to its first Lombardi Trophy since 1999. The Rams, who won their first NFL title representing Los Angeles since 1951, also became the second straight team to win the Super Bowl in its home stadium, following Tampa Bay the year prior. Kupp cemented Super Bowl MVP honors on that winning drive, with four receptions for 39 yards, including the go-ahead touchdown catch. Kupp, who led the league during the regular season in receptions, receiving yards and touchdown catches, also kept the championship march alive from the Rams' 30, when he ran for 7 yards on fourth-and-1. Following Kupp's touchdown, the Rams' relentless pass rush iced the game, pressuring Joe Burrow on a fourth-and-1 incompletion. Kupp finished with eight receptions for 92 yards and two touchdowns, and Sean McVay, 36, became the youngest head coach to win a Super Bowl. While the second half ended in the Rams' column, it began squarely in favor of the Bengals. Just 12 seconds into the third quarter, Burrow found Tee Higgins down the left sideline for a 75-yard touchdown, erasing the Rams' 13-10 halftime lead. Then, on their ensuing possession, an Evan McPherson field goal extended the Bengals' lead to 20-13. But defense kept the Rams in the game, forcing four straight punts. Six of Los Angeles' seven sacks came in the second half, including two each by Rams stalwarts Aaron Donald and Von Miller. Cincinnati managed just one conversion on eight third-down attempts after halftime.

#### L.A. Rams (23) Cincinnati (20)

Offense		
Odell Beckham Jr.	WR	Tee Higgins
Cooper Kupp	WR	Ja'Marr Chase
Andrew Whitworth	LT	Jonah Williams
David Edwards	LG	Quinton Spain
Brian Allen	C	Trey Hopkins
Austin Corbett	RG	Hakeem Adeniji
Rob Havenstein	RT	Isaiah Prince
Kendall Blanton	TE	C.J. Uzomah
Van Jefferson	WR	Tyler Boyd
Matthew Stafford	QB	Joe Burrow
Cam Akers	RB	Joe Mixon
Defense		
A'Shawn Robinson	DE	Sam Hubbard
Greg Gaines	NT	D.J. Reader
Aaron Donald	DT	B.J. Hill
Von Miller	OLB/DE	Trey Hendrickson
Leonard Floyd	OLB/LB	Logan Wilson
Ernest Jones	LB	Germaine Pratt
Darius Williams	CB	Mike Hilton
Jalen Ramsey	CB	Eli Apple
David Long	CB	Chidobe Awuzie
Eric Weddle	S	Vonn Bell
Nick Scott	S	Jessie Bates

### SUBSTITUTIONS

**L.A. RAMS**—P 6 J.Hekker, K 8 M.Gay, WR 18 B.Skowronek, WR 19 B.Powell, S 24 T.Rapp, RB 25 S.Michel, S 26 T.Burgess, RB 27 D.Henderson, ILB 32 T.Howard, RB 38 B.Howell, LS 42 M.Orzech, S 43 J.Gervase, OLB 45 O.Okoronkwo, DB 46 G.Haley, ILB 51 T.Reeder, LB 56 C.Rozeboom, LB 58 J.Hollins, OL 65 C.Shelton, OL 68 A.Jackson, DL 69 S.Joseph, OL 71 B.Evans, TE 88 B.Hopkins, DL 93 M.Copeland, DL 96 M.Hoecht. Did not play—QB 13 J.Wolford, CB 21 D.Deayon.

**CINCINNATI**—K 2 E.McPherson, P 10 K.Huber, WR 11 T.Taylor, WR 17 S.Morgan, HB 25 C.Evans, CB 26 T.Waynes, S 31 Mi.Thomas, CB 33 T.Flowers, HB 34 S.Perine, CB 35 J.Davis, S 37 R.Allen, LB 44 C.Johnston, LS 46 C.Harris, LB 47 K.Jones, LB 51 M.Bailey, C 63 T.Hill, DT 68 J.Tupou, NT 69 Z.Kerr, G 70 D.Smith, G 79 J.Carman, WR 80 M.Thomas, TE 84 M.Wilcox, TE 89 D.Sample, DE 90 K.Kareem, EDGE 96 C.Sample. Did not play—QB 8 B.Allen.

### OFFICIALS

Referee—Ron Torbert. Umpire—Bryan Neale. Down Judge—Derick Bowers. Line Judge—Carl Johnson. Field Judge—Rick Patterson. Side Judge—Keith Washington. Back Judge—Scott Helverson. Replay Official—Roddy Ames.

### SCORING

L.A. Rams (NFC)	7	6	3	7	—	23
Cincinnati (AFC)	3	7	10	0	—	20
LAR	— O.Beckham 17 pass from M.Stafford (M.Gay kick)					
Cin	— FG E.McPherson 29					
LAR	— C.Kupp 11 pass from M.Stafford (pass failed)					
Cin	— T.Higgins 6 pass from J.Mixon (E.McPherson kick)					
Cin	— T.Higgins 75 pass from J.Burrow (E.McPherson kick)					
Cin	— FG E.McPherson 38					
LAR	— FG M.Gay 41					
LAR	— C.Kupp 1 pass from M.Stafford (M.Gay kick)					

### TEAM STATISTICS

	LAR	CIN
Total first downs	18	15
By rushing	2	5
By passing	14	10
By penalty	2	0
Third down efficiency	6-15-40.0%	3-14-21.4%
Fourth down efficiency	1-1-100.0%	1-3-33.3%
Total net yards	313	305
Total offensive plays	66	61
Avg. gain per offensive play	4.7	5
Net yards rushing	43	79
Total rushing plays	23	20
Avg. gain per rushing play	1.9	4.0
Tackles for loss-number and yds.	6-10	0-0
Net yards passing	270	226
Times from yds. lost att. to pass	2-13	7-43
Gross yards passing	283	269
Pass att.-comp.-had int.	41-26-2	34-23-0
Avg gain per pass play	6.3	5.5
Kickoffs-in EZ-touchbacks	5-5-5	5-5-4
Punts number and avg.	6-43.5	6.43.3
Had blocked	0	0
FGs - PATs had blocked	0-0	0-0
Net punting avg.	35.5	39.2
Total ret. yards (not incl. kickoffs)	25	29
No. and yards punt returns	4-25	2-28
No. and yards kickoff returns	1-17	0-0
No. and yards int. returns	0-0	2-1
Penalties number and yards	2-10	4-31
Fumbles number and lost	0-0	0-0
Touchdowns	3	2
Rushing	0	0
Passing	3	2
Extra points made-attempts	2-3	2-2
Kicking made-attempts	2-2	2-2
Passing made-attempts	0-1	0-0
Field goals made-attempts	1-1	2-2
Red zone efficiency	3-3-100%	1-3-33%
Goal to go efficiency	1-1-100%	1-1-100%
Safeties	0	0
Final score	23	20
Time of possession	30:47	29:13

### INDIVIDUAL STATISTICS

**RUSHING:** LAR—C.Akers 13-21-0, D.Henderson 4-7-0, C.Kupp 1-7-0, M.Stafford 3-6-0, S.Michel 2-2-0. Cin—J.Mixon 15-72-0, J.Chase 1-4-0, J.Burrow 2-3-0, S.Perine 2-0-0.

**PASSING:** LAR—M.Stafford 40-26-283-3-2. C.Kupp 1-0-0-0-0. Cin—J.Burrow 33-22-263-1-0. J.Mixon 1-1-6-1-0.

**RECEIVING:** LAR—C.Kupp 8-92-2, B.Hopkins 4-47-0, V.Jefferson 4-23-0, D.Henderson 3-43-0, C.Akers 3-14-0, O.Beckham 2-52-1, B.Skowronek 2-12-0. Cin—J.Chase 5-89-0, T.Boyd 5-48-0, J.Mixon 5-1-0, T.Higgins 4-100-2, C.Uzomah 2-11-0, M.Thomas 1-17-0, C.Evans 1-3-0.

**KICKOFF RETURNS:** LAR—B.Powell 1-17-0. Cin—None.

**PUNT RETURNS:** LAR—B.Powell 4-25-0. Cin—T.Taylor 2-28-0.

**PUNTING:** LAR—J.Hekker 6-261-43.5. Cin—K.Huber 6-260-43.3.

**INTERCEPTIONS:** LAR—None. Cin—C.Awuzie 1-1-0, J.Bates 1-0-0.

**SACKS:** LAR—V.Miller 2-16, A.Donald 2-10, L.Floyd 1-8, E.Jones 1-7, A.Robinson 1-2. Cin—T.Hendrickson 1-7, D.Reader 1-6.

## PLAYOFF GAME SUMMARIES

### AFC CHAMPIONSHIP GAME RESULTS

*Includes AFL Championship Games (1960-69)*

Season	Date	Winner (Share)	Losers (Share)	Score	Site	Attendance
2021	Jan. 30	Cincinnati (\$65,000)	Kansas City (\$65,000)	27-24*	Kansas City	73,377
2020	Jan. 24	Kansas City (\$59,000)	Buffalo (\$59,000)	38-24	Kansas City	16,993
2019	Jan. 19	Kansas City (\$56,000)	Tennessee (\$56,000)	35-24	Kansas City	73,656
2018	Jan. 20	New England (\$54,000)	Kansas City (\$54,000)	37-31*	Kansas City	77,034
2017	Jan. 21	New England (\$51,000)	Jacksonville (\$51,000)	24-20	Foxborough	65,878
2016	Jan. 22	New England (\$49,000)	Pittsburgh (\$49,000)	36-17	Foxborough	66,829
2015	Jan. 24	Denver (\$46,000)	New England (\$46,000)	20-18	Denver	77,112
2014	Jan. 18	New England (\$44,000)	Indianapolis (\$44,000)	45-7	Foxborough	68,756
2013	Jan. 19	Denver (\$42,000)	New England (\$42,000)	26-16	Denver	77,110
2012	Jan. 20	Bal. Ravens (\$40,000)	New England (\$40,000)	28-13	Foxborough	68,756
2011	Jan. 22	New England (\$40,000)	Bal. Ravens (\$40,000)	23-20	Foxborough	68,756
2010	Jan. 23	Pittsburgh (\$38,000)	N.Y. Jets (\$38,000)	24-19	Pittsburgh	66,662
2009	Jan. 24	Indianapolis (\$38,000)	N.Y. Jets (\$38,000)	30-17	Indianapolis	67,650
2008	Jan. 18	Pittsburgh (\$37,500)	Bal. Ravens (\$37,500)	23-14	Pittsburgh	65,350
2007	Jan. 20	New England (\$37,500)	S.D. Chargers (\$37,500)	21-12	Foxborough	68,756
2006	Jan. 21	Indianapolis (\$37,000)	New England (\$37,000)	38-34	Indianapolis	57,433
2005	Jan. 22	Pittsburgh (\$37,000)	Denver (\$37,000)	34-17	Denver	76,775
2004	Jan. 23	New England (\$36,500)	Pittsburgh (\$36,500)	41-27	Pittsburgh	65,242
2003	Jan. 18	New England (\$36,500)	Indianapolis (\$36,500)	24-14	Foxborough	68,436
2002	Jan. 19	Oak. Raiders (\$35,000)	Tennessee (\$35,000)	41-24	Oakland	62,544
2001	Jan. 27	New England (\$34,500)	Pittsburgh (\$34,500)	24-17	Pittsburgh	64,704
2000	Jan. 14	Bal. Ravens (\$34,500)	Oak. Raiders (\$34,500)	16-3	Oakland	62,784
1999	Jan. 23	Tennessee (\$33,000)	Jacksonville (\$33,000)	33-14	Jacksonville	75,206
1998	Jan. 17	Denver (\$32,500)	N.Y. Jets (\$32,500)	23-10	Denver	75,482
1997	Jan. 11	Denver (\$30,000)	Pittsburgh (\$30,000)	24-21	Pittsburgh	61,382
1996	Jan. 12	New England (\$29,000)	Jacksonville (\$29,000)	20-6	Foxborough	60,190
1995	Jan. 14	Pittsburgh (\$27,000)	Indianapolis (\$27,000)	20-16	Pittsburgh	61,062
1994	Jan. 15	S.D. Chargers (\$26,000)	Pittsburgh (\$26,000)	17-13	Pittsburgh	61,545
1993	Jan. 23	Buffalo (\$23,500)	Kansas City (\$23,500)	30-13	Buffalo	76,642
1992	Jan. 17	Buffalo (\$18,000)	Miami (\$18,000)	29-10	Miami	72,703
1991	Jan. 12	Buffalo (\$18,000)	Denver (\$18,000)	10-7	Buffalo	80,272
1990	Jan. 20	Buffalo (\$18,000)	L.A. Raiders (\$18,000)	51-3	Buffalo	80,325
1989	Jan. 14	Denver (\$18,000)	Cle. Browns (\$18,000)	37-21	Denver	76,046
1988	Jan. 8	Cincinnati (\$18,000)	Buffalo (\$18,000)	21-10	Cincinnati	59,747
1987	Jan. 17	Denver (\$18,000)	Cle. Browns (\$18,000)	38-33	Denver	76,197
1986	Jan. 11	Denver (\$18,000)	Cle. Browns (\$18,000)	23-20*	Cleveland	79,973
1985	Jan. 12	New England (\$18,000)	Miami (\$18,000)	31-14	Miami	75,662
1984	Jan. 6	Miami (\$18,000)	Pittsburgh (\$18,000)	45-28	Miami	76,029
1983	Jan. 8	L.A. Raiders (\$18,000)	Seattle (\$18,000)	30-14	Los Angeles	91,445
1982	Jan. 23	Miami (\$18,000)	N.Y. Jets (\$18,000)	14-0	Miami	67,396
1981	Jan. 10	Cincinnati (\$9,000)	S.D. Chargers (\$9,000)	27-7	Cincinnati	46,302
1980	Jan. 11	Oak. Raiders (\$9,000)	S.D. Chargers (\$9,000)	34-27	San Diego	52,675
1979	Jan. 6	Pittsburgh (\$9,000)	Hou. Oilers (\$9,000)	27-13	Pittsburgh	50,475
1978	Jan. 7	Pittsburgh (\$9,000)	Hou. Oilers (\$9,000)	34-5	Pittsburgh	50,725
1977	Jan. 1	Denver (\$9,000)	Oak. Raiders (\$9,000)	20-17	Denver	75,044
1976	Dec. 26	Oak. Raiders (\$8,500)	Pittsburgh (\$5,500)	24-7	Oakland	53,821
1975	Jan. 4	Pittsburgh (\$8,500)	Oak. Raiders (\$5,500)	16-10	Pittsburgh	50,609
1974	Dec. 29	Pittsburgh (\$8,500)	Oak. Raiders (\$5,500)	24-13	Oakland	53,800
1973	Dec. 30	Miami (\$8,500)	Oak. Raiders (\$5,500)	27-10	Miami	79,325
1972	Dec. 31	Miami (\$8,500)	Pittsburgh (\$5,500)	21-17	Pittsburgh	50,845
1971	Jan. 2	Miami (\$8,500)	Bal. Colts (\$5,500)	21-0	Miami	76,622
1970	Jan. 3	Bal. Colts (\$8,500)	Oak. Raiders (\$5,500)	27-17	Baltimore	54,799
1969	Jan. 4	Kansas City (\$7,755)	Oak. Raiders (\$6,252)	17-7	Oakland	53,564
1968	Dec. 29	N.Y. Jets (\$7,007)	Oak. Raiders (\$5,349)	27-23	New York	62,627
1967	Dec. 31	Oak. Raiders (\$6,321)	Hou. Oilers (\$4,996)	40-7	Oakland	53,330
1966	Jan. 1	Kansas City (\$5,309)	Buffalo (\$3,799)	31-7	Buffalo	42,080
1965	Dec. 26	Buffalo (\$5,189)	S.D. Chargers (\$3,447)	23-0	San Diego	30,361
1964	Dec. 26	Buffalo (\$2,668)	S.D. Chargers (\$1,738)	20-7	Buffalo	40,242
1963	Jan. 5	S.D. Chargers (\$2,498)	Bos. Patriots (\$1,596)	51-10	San Diego	30,127
1962	Dec. 23	Dall. Texans (\$2,206)	Hou. Oilers (\$1,471)	20-17*	Houston	37,981
1961	Dec. 24	Hou. Oilers (\$1,792)	S.D. Chargers (\$1,111)	10-3	San Diego	29,556
1960	Jan. 1	Hou. Oilers (\$1,025)	L.A. Chargers (\$718)	24-16	Houston	32,183

\*Overtime

### AFC CHAMPIONSHIP GAME COMPOSITE STANDINGS

	W	L	Pct.	Pts.	OP		W	L	Pct.	Pts.	OP
Cincinnati Bengals	3	0	1.000	75	41	Las Vegas Raiders##	5	9	.357	272	304
Denver Broncos	8	2	.800	235	200	Tennessee Titans#	3	6	.333	157	230
Miami Dolphins	5	2	.714	152	115	Los Angeles Chargers###	2	7	.222	140	182
New England Patriots**	11	5	.688	417	348	New York Jets	1	4	.200	73	114
Buffalo Bills	6	3	.667	204	130	Seattle Seahawks	0	1	.000	14	30
Kansas City Chiefs*	5	3	.625	209	173	Jacksonville Jaguars	0	3	.000	40	77
Pittsburgh Steelers	8	8	.500	349	339	Cleveland Browns	0	3	.000	74	98
Baltimore Ravens	2	2	.500	78	62						
Indianapolis Colts***	3	4	.429	132	178						

\* One game played when franchise was in Dallas and known as Texans (Won 20-17)

PLAYOFF GAME SUMMARIES

- \*\* One game played when franchise was in Boston (Lost 51-10)
- \*\*\* Two games played when franchise was in Baltimore (Won 27-17, lost 21-0)
- # Six games played when franchise was in Houston and known as Oilers (Won 2, lost 4)
- ## 12 games played when franchise was in Oakland (Won 4, lost 8); 2 games played when franchise was in Los Angeles (Won 1, lost 1)
- ### Eight games played when franchise was in San Diego (Won 2, lost 6)

2021 AFC CHAMPIONSHIP GAME

Arrowhead Stadium; Kansas City, Mo.  
Jan. 30, 2022, Attendance: 73,377  
CINCINNATI 27, KANSAS CITY 24—Evan McPherson kicked a 31-yard field goal with 9:22 left in overtime and Joe Burrow led a furious second-half comeback to send the Bengals to the Super Bowl for the first time in 33 years. Cincinnati erased an 18-point deficit — tying an AFC Championship Game record for largest comeback — to take a 24-21 fourth-quarter lead on McPherson's 52-yarder. Kansas City answered with Harrison Butler's 44-yard field goal as time expired, sending the Chiefs to overtime on the final play of regulation for a second straight postseason game. The Chiefs won the toss but Vonn Bell intercepted Patrick Mahomes on the third play of overtime, and Burrow and the Bengals took over. The quarterback orchestrated a nine-play, 42-yard march, including a pair of critical runs by halfback Joe Mixon, to set up his rookie kicker's game-winner. Cincinnati, which had trailed 21-3 late in the first half, also got consecutive sacks from Sam Hubbard in the closing seconds of regulation to force the Chiefs to settle for the tying field goal. Kansas City built that early lead with touchdowns on its first three possessions, with Mahomes finding Mecole Hardman for the quarterback's third touchdown pass of the day. Mahomes joined Tom Brady (2014), Joe Flacco (2012) and Aaron Rodgers (2010) as the only players with three games of three-or-more TD passes in a single postseason. But Burrow then tossed a short pass to Samaje Perine, who avoided a tackle and raced 41 yards into the end zone with just over a minute left in the opening half. The Chiefs appeared headed for their fourth straight touchdown after Byron Pringle's catch put Kansas City at the 15 with 13 seconds left, and a pass interference in the end zone put the ball at Cincinnati's 1. But cornerback Eli Apple kept Tyreek Hill out of the end zone with a significant tackle as time ran out in the first half.

<b>Cincinnati (27)</b>	<b>Offense</b>	<b>Kansas City (24)</b>
T.Higgins	WR	D.Robinson
D.Sample	TE/WR	B.Pringle
J.Williams	LT	O.Brown
Q.Spain	LG	J.Thuney
T.Hopkins	C	C.Humphrey
H.Adeniji	RG	T.Smith
I.Prince	RT	A.Wylie
C.Uzomah	TE	T.Kelce
J.Chase	WR	T.Hill
J.Burrow	QB	P.Mahomes
J.Mixon	RB	J.McKinnon
	<b>Defense</b>	
S.Hubbard	LDE	J.Reed
D.Reader	NT	F.Clark
B.Hill	DT	M.Ingram
T.Hendrickson	RDE	C.Jones
L.Wilson	LB	W.Gay
G.Praatt	LB	N.Bolton
M.Hilton	NCB/LB	A.Hitchens
E.Apple	CB	C.Ward
C.Awuzie	CB	L.Sneed
V.Bell	S	J.Thornhill
J.Bates	S	T.Mathieu

SUBSTITUTIONS

CINCINNATI—K 2 E.McPherson, P 10 K.Huber, WR 11 T.Taylor, HB 25 C.Evans, CB 26 T.Waynes, S 31 Mi.Thomas, CB 33 T.Flowers, HB 34 S.Perine, S 37 R.Allen, LB 44 C.Johnston, LS 46 C.Harris, LB 47 K.Jones, LB 51 M.Bailey, DE 62 D.Square, C 63 T.Hill, NT 69 Z.Kerr, G 70 D.Smith, G 79 J.Carman, WR 80 M.Thomas, WR 83 T.Boyd, TE 84 M.Wilcox, DE 90 K.Kareem, DE 93 W.Ray, DT 99 T.Shelvin. Did not play—QB 8 B.Allen, CB 35 J.Davis.

KANSAS CITY—P 5 T.Townsend, K 7 H.Butler, WR 17 M.Hardman, CB 21 M.Hughes, S 23 A.Watts, RB 25 C.Edwards-Helaire, CB 27 R.Fenton, RB 31 Da.Williams, DB 39 Z.Anderson, LS 41 J.Winchester, LB 44 D.O'Daniel, FB 45 M.Burton, S 49 D.Sorensen, DE 51 M.Danna, LB 56 B.Niemann, G 73 N.Allegretti, TE 81 B.Bell, WR 82 D.Fountain, TE 83 N.Gray, WR 85 M.Kemp, DT 91 D.Nnadi, DE 97 A.Okafor, DT 98 T.Wharton. Did not play—QB 4 C.Henne, OL 66 A.Blythe, OL 69 K.Long.

OFFICIALS

Referee—Bill Vinovich. Umpire—Fred Bryan.  
Down Judge—Ed Camp. Line Judge—Jeff Seeman.  
Side Judge—Jonah Monroe. Field Judge—Mearl Robinson.  
Back Judge—Greg Meyer. Replay Official—Mark Buttenworth.

SCORING

<b>Cincinnati</b>	3	7	11	3	3	—	27
<b>Kansas City</b>	7	14	0	3	0	—	24
KC	—	T.Hill	10 pass from P.Mahomes (H.Butler kick)				
Cin	—	FG E.McPherson	32				
KC	—	T.Kelce	5 pass from P.Mahomes (H.Butler kick)				
KC	—	M.Hardman	3 pass from P.Mahomes (H.Butler kick)				
Cin	—	S.Perine	41 pass from J.Burrow (E.McPherson kick)				
Cin	—	FG E.McPherson	31				
Cin	—	J.Chase	2 pass from J.Burrow (J.Burrow-T.Taylor pass)				
Cin	—	FG E.McPherson	52				
KC	—	FG H.Butler	44				
Cin	—	FG E.McPherson	31				

TEAM STATISTICS

	CIN	KC
Total First Downs	21	24
By Rushing	8	6
By Passing	12	17
By Penalty	1	1
Third-Down Efficiency	8-14-57.1%	6-12-50.0%
Fourth-Down Efficiency	0-0-0%	0-0-0%
Total Net Yards	359	375
Total Offensive Plays	66	67
Average Gain Per Offensive Play	5.4	5.6
Net Yards Rushing	116	139
Total Rushing Plays	27	24
Average Gain Per Rushing Play	4.3	5.8
Net Yards Passing	243	236
Times Thrown - Yards Lost Att. to Pass	1-7	4-39
Pass Att.-Comp.-Had Int.	38-23-1	39-26-2
Average Gain Per Pass Play	6.2	5.5
Punts Number and Average	3-40.3	4-52.3
Total Return Yardage (not incl. kickoffs)	30	0
Punt Returns	2-22	0-0
Kickoff Returns	1-26	2-38
Interception Returns	2-8	1-0
Penalties Number and Yards	4-30	2-11
Fumbles Number and Lost	0-0	2-0
Field Goals Made-Attempts	4-4	1-1
Time of Possession	35:56	29:42

INDIVIDUAL STATISTICS

**RUSHING:** Cin—J.Mixon 21-88-0, J.Burrow 5-25-0, J.Chase 1-3-0. KC—J.McKinnon 12-65-0, C.Edwards-Helaire 6-36-0, P.Mahomes 3-19-0, M.Hardman 2-18-0, M.Burton 1-1-0.  
**PASSING:** Cin—J.Burrow 38-23-250-2-1. KC—P.Mahomes 39-26-275-3-2.  
**RECEIVING:** Cin—T.Higgins 6-103-0, J.Chase 6-54-1, T.Boyd 4-19-0, S.Perine 3-43-1, J.Mixon 3-27-0, D.Sample 1-4-0. KC—T.Kelce 10-95-1, T.Hill 7-78-1, M.Hardman 3-52-1, J.McKinnon 3-30-0, B.Pringle 2-16-0, C.Edwards-Helaire 1-4-0.  
**KICKOFF RETURNS:** Cin—C.Evans 1-26-0. KC—B.Pringle 2-38-0.  
**PUNT RETURNS:** Cin—T.Taylor 2-22-0. KC—M.Hardman 0-0-0.  
**PUNTING:** Cin—K.Huber 3-121-40.3. KC—T.Townsend 4-209-52.3.  
**INTERCEPTIONS:** Cin—V.Bell 1-5, B.Hill 1-3. KC—L.Sneed 1-0.  
**SACKS:** Cin—S.Hubbard 2-22, T.Hendrickson 1.5-12.5, B.Hill 0.5-4.5. KC—M.Ingram 1-7.

## PLAYOFF GAME SUMMARIES

## NFC CHAMPIONSHIP GAME RESULTS

*Includes NFL Championship Games (1933-69)*

Season	Date	Winner (Share)	Losers (Share)	Score	Site	Attendance
2021	Jan. 30	L.A. Rams (\$65,000)	San Francisco (\$65,000)	20-17	Los Angeles	73,202
2020	Jan. 24	Tampa Bay (\$59,000)	Green Bay (\$59,000)	31-26	Green Bay	7,772
2019	Jan. 19	San Francisco (\$56,000)	Green Bay (\$56,000)	37-20	Santa Clara	72,211
2018	Jan. 20	L.A. Rams (\$54,000)	New Orleans (\$54,000)	26-23*	New Orleans	73,028
2017	Jan. 21	Philadelphia (\$51,000)	Minnesota (\$51,000)	38-7	Philadelphia	69,596
2016	Jan. 22	Atlanta (\$49,000)	Green Bay (\$49,000)	44-21	Atlanta	71,127
2015	Jan. 24	Carolina (\$46,000)	Arizona (\$46,000)	49-15	Charlotte	74,294
2014	Jan. 18	Seattle (\$44,000)	Green Bay (\$44,000)	28-22*	Seattle	68,538
2013	Jan. 19	Seattle (\$42,000)	San Francisco (\$42,000)	23-17	Seattle	68,454
2012	Jan. 20	San Francisco (\$40,000)	Atlanta (\$40,000)	28-24	Atlanta	70,863
2011	Jan. 22	N.Y. Giants (\$40,000)	San Francisco (\$40,000)	20-17*	San Francisco	69,732
2010	Jan. 23	Green Bay (\$38,000)	Chi. Bears (\$38,000)	21-14	Chicago	62,377
2009	Jan. 24	New Orleans (\$38,000)	Minnesota (\$38,000)	31-28*	New Orleans	71,276
2008	Jan. 18	Arizona (\$37,500)	Philadelphia (\$37,500)	32-25	Glendale	70,650
2007	Jan. 20	N.Y. Giants (\$37,500)	Green Bay (\$37,500)	23-20*	Green Bay	72,740
2006	Jan. 21	Chi. Bears (\$37,000)	New Orleans (\$37,000)	39-14	Chicago	61,817
2005	Jan. 22	Seattle (\$37,000)	Carolina (\$37,000)	34-14	Seattle	67,837
2004	Jan. 23	Philadelphia (\$36,500)	Atlanta (\$36,500)	27-10	Philadelphia	67,717
2003	Jan. 18	Carolina (\$36,500)	Philadelphia (\$36,500)	14-3	Philadelphia	67,862
2002	Jan. 19	Tampa Bay (\$35,000)	Philadelphia (\$35,000)	27-10	Philadelphia	66,713
2001	Jan. 27	St.L. Rams (\$34,500)	Philadelphia (\$34,500)	29-24	St. Louis	66,502
2000	Jan. 14	N.Y. Giants (\$34,500)	Minnesota (\$34,500)	41-0	East Rutherford	79,310
1999	Jan. 23	St.L. Rams (\$33,000)	Tampa Bay (\$33,000)	11-6	St. Louis	66,396
1998	Jan. 17	Atlanta (\$32,500)	Minnesota (\$32,500)	30-27*	Minneapolis	64,060
1997	Jan. 11	Green Bay (\$30,000)	San Francisco (\$30,000)	23-10	San Francisco	68,987
1996	Jan. 12	Green Bay (\$29,000)	Carolina (\$29,000)	30-13	Green Bay	60,216
1995	Jan. 14	Dal. Cowboys (\$27,000)	Green Bay (\$27,000)	38-27	Dallas	65,135
1994	Jan. 15	San Francisco (\$26,000)	Dal. Cowboys (\$26,000)	38-28	San Francisco	69,125
1993	Jan. 23	Dal. Cowboys (\$23,500)	San Francisco (\$23,500)	38-21	Dallas	64,902
1992	Jan. 17	Dal. Cowboys (\$18,000)	San Francisco (\$18,000)	30-20	San Francisco	64,920
1991	Jan. 12	Washington (\$18,000)	Detroit (\$18,000)	41-10	Washington	55,585
1990	Jan. 20	N.Y. Giants (\$18,000)	San Francisco (\$18,000)	15-13	San Francisco	65,750
1989	Jan. 14	San Francisco (\$18,000)	L.A. Rams (\$18,000)	30-3	San Francisco	65,634
1988	Jan. 8	San Francisco (\$18,000)	Chi. Bears (\$18,000)	28-3	Chicago	66,946
1987	Jan. 17	Washington (\$18,000)	Minnesota (\$18,000)	17-10	Washington	55,212
1986	Jan. 11	N.Y. Giants (\$18,000)	Washington (\$18,000)	17-0	East Rutherford	76,891
1985	Jan. 12	Chi. Bears (\$18,000)	L.A. Rams (\$18,000)	24-0	Chicago	66,030
1984	Jan. 6	San Francisco (\$18,000)	Chi. Bears (\$18,000)	23-0	San Francisco	61,336
1983	Jan. 8	Washington (\$18,000)	San Francisco (\$18,000)	24-21	Washington	55,363
1982	Jan. 22	Washington (\$18,000)	Dal. Cowboys (\$18,000)	31-17	Washington	55,045
1981	Jan. 10	San Francisco (\$9,000)	Dal. Cowboys (\$9,000)	28-27	San Francisco	60,525
1980	Jan. 11	Philadelphia (\$9,000)	Dal. Cowboys (\$9,000)	20-7	Philadelphia	71,522
1979	Jan. 6	L.A. Rams (\$9,000)	Tampa Bay (\$9,000)	9-0	Tampa	72,033
1978	Jan. 7	Dal. Cowboys (\$9,000)	L.A. Rams (\$9,000)	28-0	Los Angeles	71,086
1977	Jan. 1	Dal. Cowboys (\$9,000)	Minnesota (\$9,000)	23-6	Dallas	64,293
1976	Dec. 26	Minnesota (\$8,500)	L.A. Rams (\$5,500)	24-13	Minneapolis	48,379
1975	Jan. 4	Dal. Cowboys (\$8,500)	L.A. Rams (\$5,500)	37-7	Los Angeles	88,919
1974	Dec. 29	Minnesota (\$8,500)	L.A. Rams (\$5,500)	14-10	Minneapolis	48,444
1973	Dec. 30	Minnesota (\$8,500)	Dal. Cowboys (\$5,500)	27-10	Dallas	64,422
1972	Dec. 31	Washington (\$8,500)	Dal. Cowboys (\$5,500)	26-3	Washington	53,129
1971	Jan. 2	Dal. Cowboys (\$8,500)	San Francisco (\$5,500)	14-3	Dallas	63,409
1970	Jan. 3	Dal. Cowboys (\$8,500)	San Francisco (\$5,500)	17-10	San Francisco	59,364
1969	Jan. 4	Minnesota (\$7,930)	Cle. Browns (\$5,118)	27-7	Minneapolis	46,503
1968	Dec. 29	Bal. Colts (\$9,306)	Cle. Browns (\$5,963)	34-0	Cleveland	78,410
1967	Dec. 31	Green Bay (\$7,950)	Dal. Cowboys (\$5,299)	21-17	Green Bay	50,861
1966	Jan. 1	Green Bay (\$9,813)	Dal. Cowboys (\$6,527)	34-27	Dallas	74,152
1965	Jan. 2	Green Bay (\$7,819)	Cle. Browns (\$5,288)	23-12	Green Bay	50,777
1964	Dec. 27	Cle. Browns (\$8,052)	Bal. Colts (\$5,571)	27-0	Cleveland	79,544
1963	Dec. 29	Chi. Bears (\$5,899)	N.Y. Giants (\$4,218)	14-10	Chicago	45,801
1962	Dec. 30	Green Bay (\$5,888)	N.Y. Giants (\$4,166)	16-7	New York	64,892
1961	Dec. 31	Green Bay (\$5,195)	N.Y. Giants (\$3,339)	37-0	Green Bay	39,029
1960	Dec. 26	Philadelphia (\$5,116)	Green Bay (\$3,105)	17-13	Philadelphia	67,325
1959	Dec. 27	Bal. Colts (\$4,674)	N.Y. Giants (\$3,083)	31-16	Baltimore	57,545
1958	Dec. 28	Bal. Colts (\$4,718)	N.Y. Giants (\$3,111)	23-17*	New York	64,185
1957	Dec. 29	Detroit (\$4,295)	Cle. Browns (\$2,750)	59-14	Detroit	55,263
1956	Dec. 30	N.Y. Giants (\$3,779)	Chi. Bears (\$2,485)	47-7	New York	56,836
1955	Dec. 26	Cle. Browns (\$3,508)	L.A. Rams (\$2,316)	38-14	Los Angeles	85,693
1954	Dec. 26	Cle. Browns (\$2,478)	Detroit (\$1,585)	56-10	Cleveland	43,827
1953	Dec. 27	Detroit (\$2,424)	Cle. Browns (\$1,654)	17-16	Detroit	54,577
1952	Dec. 28	Detroit (\$2,274)	Cle. Browns (\$1,712)	17-7	Cleveland	50,934
1951	Dec. 23	L.A. Rams (\$2,108)	Cle. Browns (\$1,483)	24-17	Los Angeles	57,522
1950	Dec. 24	Cle. Browns (\$1,113)	L.A. Rams (\$686)	30-28	Cleveland	29,751

## PLAYOFF GAME SUMMARIES

Season	Date	Winner (Share)	Loser (Share)	Score	Site	Attendance
1949	Dec. 18	Philadelphia (\$1,094)	L.A. Rams (\$739)	14-0	Los Angeles	27,980
1948	Dec. 19	Philadelphia (\$1,540)	Chi. Cardinals (\$874)	7-0	Philadelphia	36,309
1947	Dec. 28	Chi. Cardinals (\$1,132)	Philadelphia (\$754)	28-21	Chicago	30,759
1946	Dec. 15	Chi. Bears (\$1,975)	N.Y. Giants (\$1,295)	24-14	New York	58,346
1945	Dec. 16	Cle. Rams (\$1,469)	Washington (\$902)	15-14	Cleveland	32,178
1944	Dec. 17	Green Bay (\$1,449)	N.Y. Giants (\$814)	14-7	New York	46,016
1943	Dec. 26	Chi. Bears (\$1,146)	Washington (\$765)	41-21	Chicago	34,320
1942	Dec. 13	Washington (\$965)	Chi. Bears (\$637)	14-6	Washington	36,006
1941	Dec. 21	Chi. Bears (\$430)	N.Y. Giants (\$288)	37-9	Chicago	13,341
1940	Dec. 8	Chi. Bears (\$873)	Washington (\$606)	73-0	Washington	36,034
1939	Dec. 10	Green Bay (\$703.97)	N.Y. Giants (\$455.57)	27-0	Milwaukee	32,279
1938	Dec. 11	N.Y. Giants (\$504.45)	Green Bay (\$368.81)	23-17	New York	48,120
1937	Dec. 12	Washington (\$225.90)	Chi. Bears (\$127.78)	28-21	Chicago	15,870
1936	Dec. 13	Green Bay (\$250)	Bos. Redskins (\$180)	21-6	New York	29,545
1935	Dec. 15	Detroit (\$313.35)	N.Y. Giants (\$200.20)	26-7	Detroit	15,000
1934	Dec. 9	N.Y. Giants (\$621)	Chi. Bears (\$414.02)	30-13	New York	35,059
1933	Dec. 17	Chi. Bears (\$210.34)	N.Y. Giants (\$140.22)	23-21	Chicago	26,000

*\*Overtime*

### NFC/NFL CHAMPIONSHIP GAME COMPOSITE STANDINGS

	W	L	Pct.	Pts.	OP
Seattle Seahawks	3	0	1.000	85	53
Baltimore Colts	3	1	.750	88	60
Detroit Lions	4	2	.667	139	141
Green Bay Packers	11	7	.611	313	317
Washington Football Team*	7	5	.583	222	255
Philadelphia Eagles	6	5	.545	206	167
Chicago Bears	8	7	.533	339	280
Arizona Cardinals**	2	2	.500	75	102
Atlanta Falcons	2	2	.500	108	103
Carolina Panthers	2	2	.500	90	82
Dallas Cowboys	8	8	.500	361	319
Tampa Bay Buccaneers	2	2	.500	64	56
Los Angeles Rams***	7	9	.438	209	340
New York Giants	8	11	.421	324	359
Minnesota Vikings	4	6	.400	170	220
San Francisco 49ers	6	10	.375	324	309
Cleveland Browns	4	7	.364	224	253
New Orleans Saints	1	2	.333	68	93

*\*One game played when franchise was in Boston (Lost 21-6)  
 \*\*Two games played when franchise was in Chicago (Won 28-21, lost 7-0)  
 \*\*\*One game played when franchise was in Cleveland (Won 15-14), and two games when franchise was in St. Louis (Won 11-6, won 29-24).*

### 2021 NFC CHAMPIONSHIP GAME

SoFi Stadium: Los Angeles  
 Jan. 30, 2022, Attendance: 73,202  
**L.A. RAMS 20, SAN FRANCISCO 17**—Matthew Stafford orchestrated three gritty scoring drives in the fourth quarter and Travin Howard's game-sealing interception secured the Rams' right to stay at home and host Super Bowl LVI in a thrilling triumph over division rival San Francisco. In the first conference championship played at the site of a Super Bowl, Stafford passed for 337 yards and threw two touchdowns to Cooper Kupp to propel the Rams, who began the fourth quarter down 17-7. Kupp's second TD catch and a pair of Matt Gay field goals, including a go-ahead 30-yarder with 1:46 to play, gave the Rams their go-ahead points and then left it up to the Los Angeles defense to win it. Aaron Donald got hold of Jimmy Garoppolo and forced him to fling a pass toward Ja'Mycal Hasty. The ball caromed high in the air off Hasty's hands and fell straight into the hands of Howard. Kupp finished with 11 catches for 142 yards while Odell Beckham Jr., a midseason acquisition, punched his ticket to his first Super Bowl with nine catches for 113 yards. The Rams won their second NFC title in four years under head coach Sean McVay and snapped a six-game losing streak against the Niners. Deebo Samuel and George Kittle caught touchdown passes from Garoppolo, who passed for 232 yards in a heartbreaking loss. Samuel's touchdown, an inside screen reception that saw the All-Pro rampage through the Rams' defense for 44 yards, capped a 97-yard drive that began with a tipped interception by Jimmie Ward.

### San Francisco (17)

C.Woerner	TE/WR
G.Kittle	TE
T.Williams	TE
L.Tomlinson	LG
A.Mack	C
D.Brunskill	RG
T.Compton	RT
B.Alyuk	WR
D.Samuel	WR
J.Garoppolo	QB
K.Juszczyk	FB/RB
S.Ebukam	Defense
A.Armstead	LDT/DL
D.Jones	RDT/NT
N.Bosa	RDE/DT
F.Warner	MIKE/OLB
D.Greenlaw	WILL/OLB
K.Williams	NB/ILB
E.Moseley	LCB
A.Thomas	RCB
J.Ward	FS/DB
J.Tartt	SS

### Offense

V.Jefferson
T.Higbee
A.Whitworth
D.Edwards
B.Allen
A.Corbett
R.Havenstein
C.Kupp
O.Beckham
M.Stafford
C.Akers

### L.A. Rams (20)

A.Robinson
M.Copeland
G.Gaines
A.Donald
V.Miller
L.Floyd
T.Reeder
D.Williams
J.Ramsey
E.Weddle
N.Scott

### SUBSTITUTIONS

**SAN FRANCISCO**—K 9 R.Gould, WR 15 J.Jennings, WR 17 T.Benjamin, P 18 M.Wishnowsky, RB 23 J.Hasty, RB 25 E.Mitchell, CB 26 J.Norman, CB 27 D.Johnson, RB 28 T.Sermon, S 29 T.Hufanga, LB 45 D.Flannigan-Fowles, LS 46 T.Pepper, RB 49 T.Cannon, LB 51 A.A-Shaair, LB 53 M.Nzeocha, OL 64 J.Brendel, OL 68 C.McKivitz, WR 81 T.Sherfield, TE 82 R.Dwellely, DL 90 K.Givens, DE 92 C.Omenihu, DL 94 J.Willis, DL 95 K.Street, DL 98 A.Key. Did not play—QB 5 T.Lance, OL 76 J.Moore.

**L.A. RAMS**—P 6 J.Hekker, K 8 M.Gay, WR 18 B.Skowronek, WR 19 B.Powell, CB 21 D.Deayon, CB 22 D.Long, RB 25 S.Michel, S 26 T.Burgess, ILB 32 T.Howard, RB 34 J.Funk, CB 36 B.Countess, RB 38 B.Howell, LS 42 M.Orzech, S 43 J.Gervase, OLB 45 O.Okoronkwo, DB 46 G.Haley, LB 50 E.Jones, LB 56 C.Rozeboom, LB 58 J.Hollins, OL 65 C.Shelton, OL 68 A.Jackson, OL 71 B.Evans, TE 86 K.Blanton, DL 95 B.Brown, DL 96 M.Hoecht. Did not play—QB 13 J.Wolford.

### OFFICIALS

Referee—Carl Cheffers. Umpire—Paul King. Down Judge—Jered Phillips. Line Judge—Mark Perlman. Side Judge—Eugene Hall. Field Judge—Tom Hill. Back Judge—Greg Steed. Replay Official—Brian Matoren.

### SCORING

San Francisco	0	10	7	0	—	17
L.A. Rams	0	7	0	13	—	20
LAR	—	C.Kupp	16 pass	from M.Stafford	(M.Gay kick)	
SF	—	D.Samuel	44 pass	from J.Garoppolo	(R.Gould kick)	
SF	—	FG R.Gould	38			

## PLAYOFF GAME SUMMARIES

SF — G.Kittle 16 pass from J.Garoppolo (R.Gould kick)  
 LAR — C.Kupp 11 pass from M.Stafford (M.Gay kick)  
 LAR — FG M.Gay 40  
 LAR — FG M.Gay 30

Penalties Number and Yards 6-54 2-10  
 Fumbles Number and Lost 0-0 0-0  
 Field Goals Made-Attempts 1-1 2-3  
 Time of Possession 24:21 35:39

### TEAM STATISTICS

	SF	LAR
Total First Downs	16	25
By Rushing	1	5
By Passing	13	17
By Penalty	2	3
Third-Down Efficiency	3-9-33.3%11-18-61.1%	
Fourth-Down Efficiency	0-0-0.0%	0-1-0.0%
Total Net Yards	282	396
Total Offensive Plays	50	76
Average Gain Per Offensive Play	5.6	5.2
Net Yards Rushing	50	70
Total Rushing Plays	20	29
Average Gain Per Rushing Play	2.5	2.4
Net Yards Passing	232	326
Times Thrown - Yards Lost Att. to Pass	0-0	2-11
Pass Att-Comp-Had Int.	30-16-1	45-31-1
Average Gain Per Pass Play	7.7	6.9
Punts Number and Average	5-37.6	1-58.0
Total Return Yardage (not incl. kickoffs)	32	6
Punt Returns	1-9	0-0
Kickoff Returns	2-26	1-24
Interception Returns	1-23	1-6

### INDIVIDUAL STATISTICS

**RUSHING:** SF—D.Samuel 7-26-0, E.Mitchell 11-20-0, J.Garoppolo 1-4-0, K.Jusczyk 1-0. LAR—C.Akers 13-48-0, S.Michel 10-16-0, M.Stafford 5-8-0, C.Kupp 1-(-2)-0.  
**PASSING:** SF—J.Garoppolo 30-16-232-2-1. LAR—M.Stafford 45-31-337-2-1.  
**RECEIVING:** SF—D.Samuel 4-72-1, B.Aiyuk 4-69-0, E.Mitchell 3-50-0, G.Kittle 2-27-1, J.Jennings 2-8-0, J.Hasty 1-6-0. LAR—C.Kupp 11-142-2, O.Beckham 9-113-0, K.Blanton 5-57-0, T.Higbee 2-18-0, V.Jefferson 2-9-0, C.Akers 1-2-0, S.Michel 1-(-4)-0.  
**KICKOFF RETURNS:** SF—D.Samuel 2-26-0. LAR—B.Powell 1-24-0.  
**PUNT RETURNS:** SF—T.Benjamin 1-9-0. LAR—B.Powell 0-0-0.  
**PUNTING:** SF—M.Wishnowsky 5-188-37.6. LAR—J.Hekker 1-58-58.0.  
**INTERCEPTIONS:** SF—J.Ward 1-23-0. LAR—T.Howard 1-6-0.  
**SACKS:** SF—N.Bosa 1.5-7.5, S.Ebukam 0.5-3.5. LAR—None.

### AFC DIVISIONAL PLAYOFF GAMES RESULTS

*Includes Second-Round Playoff Games (1982), AFC Inter-Divisional Games (1969), and special playoff games to break ties for AFL Division Championships (1963, 1968)*

Season	Date	Winner (Share)	Losers (Share)	Score	Site	Attendance
2021	Jan. 23	Kansas City (\$42,500)	Buffalo (\$42,500)	42-36*	Kansas City	73,242
	Jan. 22	Cincinnati (\$42,500)	Tennessee (\$42,500)	19-16	Nashville	69,242
2020	Jan. 17	Kansas City (\$33,000)	Cle. Browns (\$33,000)	22-17	Kansas City	16,730
	Jan. 16	Buffalo (\$33,000)	Bal. Ravens (\$33,000)	17-3	Buffalo	6,772
2019	Jan. 12	Kansas City (\$31,000)	Hou. Texans (\$31,000)	51-31	Kansas City	73,503
	Jan. 11	Tennessee (\$31,000)	Bal. Ravens (\$31,000)	28-12	Baltimore	71,254
2018	Jan. 13	New England (\$29,000)	L.A. Chargers (\$29,000)	41-28	Foxborough	65,878
	Jan. 12	Kansas City (\$29,000)	Indianapolis (\$29,000)	31-13	Kansas City	76,765
2017	Jan. 14	Jacksonville (\$28,000)	Pittsburgh (\$28,000)	45-42	Pittsburgh	64,524
	Jan. 13	New England (\$28,000)	Tennessee (\$28,000)	35-14	Foxborough	65,878
2016	Jan. 15	Pittsburgh (\$27,000)	Kansas City (\$27,000)	18-16	Kansas City	75,678
	Jan. 14	New England (\$27,000)	Hou. Texans (\$27,000)	34-16	Foxborough	66,829
2015	Jan. 17	Denver (\$25,000)	Pittsburgh (\$25,000)	23-16	Denver	76,956
	Jan. 16	New England (\$25,000)	Kansas City (\$25,000)	27-20	Foxborough	66,829
2014	Jan. 11	Indianapolis (\$24,000)	Denver (\$24,000)	24-13	Denver	76,867
	Jan. 10	New England (\$24,000)	Bal. Ravens (\$24,000)	35-31	Foxborough	68,756
2013	Jan. 12	Denver (\$23,000)	S.D. Chargers (\$23,000)	24-17	Denver	76,969
	Jan. 11	New England (\$23,000)	Indianapolis (\$23,000)	43-22	Foxborough	68,756
2012	Jan. 13	New England (\$22,000)	Hou. Texans (\$22,000)	41-28	Foxborough	68,756
	Jan. 12	Bal. Ravens (\$22,000)	Denver (\$22,000)	38-35*	Denver	76,732
2011	Jan. 15	Bal. Ravens (\$22,000)	Hou. Texans (\$22,000)	20-13	Baltimore	71,547
	Jan. 14	New England (\$22,000)	Denver (\$22,000)	45-10	Foxborough	68,756
2010	Jan. 16	N.Y. Jets (\$21,000)	New England (\$21,000)	28-21	Foxborough	68,756
	Jan. 15	Pittsburgh (\$21,000)	Bal. Ravens (\$21,000)	31-24	Pittsburgh	64,879
2009	Jan. 17	N.Y. Jets (\$21,000)	S.D. Chargers (\$21,000)	17-14	San Diego	69,498
	Jan. 16	Indianapolis (\$21,000)	Bal. Ravens (\$21,000)	20-3	Indianapolis	67,535
2008	Jan. 11	Pittsburgh (\$20,000)	S.D. Chargers (\$20,000)	35-24	Pittsburgh	63,899
	Jan. 10	Bal. Ravens (\$20,000)	Tennessee (\$20,000)	13-10	Nashville	69,143
2007	Jan. 13	S.D. Chargers (\$20,000)	Indianapolis (\$20,000)	28-24	Indianapolis	56,950
	Jan. 12	New England (\$20,000)	Jacksonville (\$20,000)	31-20	Foxborough	68,756
2006	Jan. 14	New England (\$19,000)	S.D. Chargers (\$19,000)	24-21	San Diego	68,810
	Jan. 13	Indianapolis (\$19,000)	Bal. Ravens (\$19,000)	15-6	Baltimore	71,162
2005	Jan. 15	Pittsburgh (\$19,000)	Indianapolis (\$19,000)	21-18	Indianapolis	57,449
	Jan. 14	Denver (\$19,000)	New England (\$19,000)	27-13	Denver	76,238
2004	Jan. 16	New England (\$18,000)	Indianapolis (\$18,000)	20-3	Foxborough	68,756
	Jan. 15	Pittsburgh (\$18,000)	N.Y. Jets (\$18,000)	20-17*	Pittsburgh	64,915
2003	Jan. 11	Indianapolis (\$18,000)	Kansas City (\$18,000)	38-31	Kansas City	79,159
	Jan. 10	New England (\$18,000)	Tennessee (\$18,000)	17-14	Foxborough	68,436
2002	Jan. 12	Oak. Raiders (\$17,000)	N.Y. Jets (\$17,000)	30-10	Oakland	62,207
	Jan. 11	Tennessee (\$17,000)	Pittsburgh (\$17,000)	34-31*	Nashville	68,809
2001	Jan. 20	Pittsburgh (\$17,000)	Bal. Ravens (\$17,000)	27-10	Pittsburgh	63,976
	Jan. 19	New England (\$17,000)	Oak. Raiders (\$17,000)	16-13*	Foxborough	60,292
2000	Jan. 7	Bal. Ravens (\$16,000)	Tennessee (\$16,000)	24-10	Nashville	68,527
	Jan. 6	Oak. Raiders (\$16,000)	Miami (\$16,000)	27-0	Oakland	61,998



## PLAYOFF GAME SUMMARIES

Season	Date	Winner (Share)	Loser (Share)	Score	Site	Attendance
1999	Jan. 16	Tennessee (\$16,000)	Indianapolis (\$16,000)	19-16	Indianapolis	57,097
	Jan. 15	Jacksonville (\$16,000)	Miami (\$16,000)	62-7	Jacksonville	75,173
1998	Jan. 10	N.Y. Jets (\$15,000)	Jacksonville (\$15,000)	34-24	East Rutherford	78,817
	Jan. 9	Denver (\$15,000)	Miami (\$15,000)	38-3	Denver	75,729
1997	Jan. 4	Denver (\$15,000)	Kansas City (\$15,000)	14-10	Kansas City	76,965
	Jan. 3	Pittsburgh (\$15,000)	New England (\$15,000)	7-6	Pittsburgh	61,228
1996	Jan. 5	New England (\$14,000)	Pittsburgh (\$14,000)	28-3	Foxborough	60,188
	Jan. 4	Jacksonville (\$14,000)	Denver (\$14,000)	30-27	Denver	75,678
1995	Jan. 7	Indianapolis (\$13,000)	Kansas City (\$13,000)	10-7	Kansas City	77,594
	Jan. 6	Pittsburgh (\$13,000)	Buffalo (\$13,000)	40-21	Pittsburgh	59,072
1994	Jan. 8	S.D. Chargers (\$12,000)	Miami (\$12,000)	22-21	San Diego	63,381
	Jan. 7	Pittsburgh (\$12,000)	Cle. Browns (\$12,000)	29-9	Pittsburgh	58,185
1993	Jan. 16	Kansas City (\$12,000)	Hou. Oilers (\$12,000)	28-20	Houston	64,011
	Jan. 15	Buffalo (\$12,000)	L.A. Raiders (\$12,000)	29-23	Buffalo	61,923
1992	Jan. 10	Miami (\$10,000)	S.D. Chargers (\$10,000)	31-0	Miami	71,224
	Jan. 9	Buffalo (\$10,000)	Pittsburgh (\$10,000)	24-3	Pittsburgh	60,407
1991	Jan. 5	Buffalo (\$10,000)	Kansas City (\$10,000)	37-14	Buffalo	80,182
	Jan. 4	Denver (\$10,000)	Hou. Oilers (\$10,000)	26-24	Denver	75,301
1990	Jan. 13	L.A. Raiders (\$10,000)	Cincinnati (\$10,000)	20-10	Los Angeles	92,045
	Jan. 12	Buffalo (\$10,000)	Miami (\$10,000)	44-34	Buffalo	77,087
1989	Jan. 7	Denver (\$10,000)	Pittsburgh (\$10,000)	24-23	Denver	75,477
	Jan. 6	Cle. Browns (\$10,000)	Buffalo (\$10,000)	34-30	Cleveland	78,921
1988	Jan. 1	Buffalo (\$10,000)	Hou. Oilers (\$10,000)	17-10	Buffalo	79,532
	Dec. 31	Cincinnati (\$10,000)	Seattle (\$10,000)	21-13	Cincinnati	58,560
1987	Jan. 10	Denver (\$10,000)	Hou. Oilers (\$10,000)	34-10	Denver	75,440
	Jan. 9	Cle. Browns (\$10,000)	Indianapolis (\$10,000)	38-21	Cleveland	79,372
1986	Jan. 4	Denver (\$10,000)	New England (\$10,000)	22-17	Denver	75,262
	Jan. 3	Cle. Browns (\$10,000)	N.Y. Jets (\$10,000)	23-20*	Cleveland	79,720
1985	Jan. 5	New England (\$10,000)	L.A. Raiders (\$10,000)	27-20	Los Angeles	87,163
	Jan. 4	Miami (\$10,000)	Cle. Browns (\$10,000)	24-21	Miami	74,667
1984	Dec. 30	Pittsburgh (\$10,000)	Denver (\$10,000)	24-17	Denver	74,981
	Dec. 29	Miami (\$10,000)	Seattle (\$10,000)	31-10	Miami	73,469
1983	Jan. 1	L.A. Raiders (\$10,000)	Pittsburgh (\$10,000)	38-10	Los Angeles	90,380
	Dec. 31	Seattle (\$10,000)	Miami (\$10,000)	27-20	Miami	74,136
1982	Jan. 16	Miami (\$10,000)	S.D. Chargers (\$10,000)	34-13	Miami	71,383
	Jan. 15	N.Y. Jets (\$10,000)	L.A. Raiders (\$10,000)	17-14	Los Angeles	90,038
1981	Jan. 3	Cincinnati (\$5,000)	Buffalo (\$5,000)	28-21	Cincinnati	55,420
	Jan. 2	S.D. Chargers (\$5,000)	Miami (\$5,000)	41-38*	Miami	73,735
1980	Jan. 4	Oak. Raiders (\$5,000)	Cle. Browns (\$5,000)	14-12	Cleveland	78,245
	Jan. 3	S.D. Chargers (\$5,000)	Buffalo (\$5,000)	20-14	San Diego	52,253
1979	Dec. 30	Pittsburgh (\$5,000)	Miami (\$5,000)	34-14	Pittsburgh	50,214
	Dec. 29	Hou. Oilers (\$5,000)	S.D. Chargers (\$5,000)	17-14	San Diego	51,192
1978	Dec. 31	Hou. Oilers (\$5,000)	New England (\$5,000)	31-14	Foxborough	60,735
	Dec. 30	Pittsburgh (\$5,000)	Denver (\$5,000)	33-10	Pittsburgh	50,230
1977	Dec. 24	Oak. Raiders (\$5,000)	Bal. Colts (\$5,000)	37-31*	Baltimore	59,925
	Dec. 24	Denver (\$5,000)	Pittsburgh (\$5,000)	34-21	Denver	75,059
1976	Dec. 19	Pittsburgh [\$]	Bal. Colts [\$]	40-14	Baltimore	59,296
	Dec. 18	Oak. Raiders [\$]	New England [\$]	24-21	Oakland	53,050
1975	Dec. 28	Oak. Raiders [\$]	Cincinnati [\$]	31-28	Oakland	53,030
	Dec. 27	Pittsburgh [\$]	Bal. Colts [\$]	28-10	Pittsburgh	49,557
1974	Dec. 22	Pittsburgh [\$]	Buffalo [\$]	32-14	Pittsburgh	49,841
	Dec. 21	Oak. Raiders [\$]	Miami [\$]	28-26	Oakland	53,023
1973	Dec. 23	Miami [\$]	Cincinnati [\$]	34-16	Miami	78,928
	Dec. 22	Oak. Raiders [\$]	Pittsburgh [\$]	33-14	Oakland	52,646
1972	Dec. 24	Miami [\$]	Cle. Browns [\$]	20-14	Miami	78,916
	Dec. 23	Pittsburgh [\$]	Oak. Raiders [\$]	13-7	Pittsburgh	50,327
1971	Dec. 26	Bal. Colts [\$]	Cle. Browns [\$]	20-3	Cleveland	70,734
	Dec. 25	Miami [\$]	Kansas City [\$]	27-24*	Kansas City	50,374
1970	Dec. 27	Oak. Raiders [\$]	Miami [\$]	21-14	Oakland	52,594
	Dec. 26	Bal. Colts [\$]	Cincinnati [\$]	17-0	Baltimore	49,694
1969	Dec. 21	Oak. Raiders [\$]	Hou. Oilers [\$]	56-7	Oakland	53,539
	Dec. 20	Kansas City [\$]	N.Y. Jets [\$]	13-6	New York	62,977
1968	Dec. 22	Oak. Raiders [\$]	Kansas City [\$]	41-6	Oakland	53,605
1963	Dec. 28	Bos. Patriots [\$]	Buffalo [\$]	26-8	Buffalo	33,044

\*Overtime

\$ Players received 1/14 of annual salary for playoff appearances.

## PLAYOFF GAME SUMMARIES

### 2021 AFC DIVISIONAL PLAYOFF GAMES

Arrowhead Stadium: Kansas City, Mo.  
Jan. 23, 2022, Attendance: 73,242

**KANSAS CITY 42, BUFFALO 36**—In a never-say-die classic between two of the NFL's bright young quarterbacks, Patrick Mahomes marched the Chiefs down the field against the league's top defense, finding Travis Kelce in the corner of the end zone from 8 yards to give Kansas City a memorable overtime triumph. The Chiefs, who won the overtime coin toss and never gave their burgeoning rival an opportunity with the ball, advanced to their fourth straight AFC Championship Game. The lead changed hands three times in the final two minutes of regulation and the teams combined for 25 points over that stretch. Harrison Butker capped that thrilling string by drilling a 49-yard field goal to force the extra session, punctuating a 13-second drive orchestrated by Mahomes, who completed a 19-yard pass to Tyreek Hill and a 25-yard strike to Kelce to set up the kick. And after the Chiefs won the toss, Mahomes took care of the rest, completing all six passes for 69 yards on the overtime drive. He finished with 378 yards passing and three touchdowns, including a 64-yarder to Hill during the final minutes of the fourth quarter and the clutch scoring pass to Kelce that sent players streaming off the bench. Bills quarterback Josh Allen threw a go-ahead touchdown to Gabriel Davis with 1:54 left in regulation, then another to Davis — his postseason record fourth TD catch of the game — with 13 seconds left in the fourth quarter. Allen finished with 329 yards passing and Davis had eight catches for 201 yards. Each quarterback topped 300 passing yards, threw for at least three touchdowns, completed at least 70 percent of his passes and led his team in rushing — becoming the first two players in NFL history to accomplish those feats in a game, regular season or postseason.

<b>Buffalo</b>	7	7	7	15	0	—	36
<b>Kansas City</b>	7	7	9	13	6	—	42
Buf	— D.Singletery 1 run (T.Bass kick)						
KC	— P.Mahomes 8 run (H.Butker kick)						
KC	— B.Pringle 2 pass from P.Mahomes (H.Butker kick)						
Buf	— G.Davis 18 pass from J.Allen (T.Bass kick)						
KC	— FG H.Butker 39						
KC	— M.Hardman 25 run (kick failed, hlu)						
Buf	— G.Davis 75 pass from J.Allen (T.Bass kick)						
KC	— FG H.Butker 28						
Buf	— G.Davis 27 pass from J.Allen (J.Allen-S.Diggs pass)						
KC	— T.Hill 64 pass from P.Mahomes (H.Butker kick)						
Buf	— G.Davis 19 pass from J.Allen (T.Bass kick)						
KC	— FG H.Butker 49						
KC	— T.Kelce 8 pass from P.Mahomes						

Nissan Stadium: Nashville, Tenn.  
Jan. 22, 2022, Attendance: 69,242

**CINCINNATI 19, TENNESSEE 16**—Rookie Evan McPherson kicked a 52-yard field goal as time expired, lifting the fourth-seeded Bengals past the top-seeded Titans and advancing Cincinnati to the AFC Championship Game for the first time in 33 years. The Bengals, who a week earlier earned their first postseason victory since 1990, intercepted Ryan Tannehill three times, setting up two of McPherson's four field goals, including the last to cap a thrilling game-ending sequence. With 20 seconds left in a 16-16 contest, linebacker Logan Wilson picked off Tannehill near midfield. Then, quarterback Joe Burrow completed a 19-yard pass to rookie Ja'Marr Chase down the right sideline to set up McPherson's winner. Burrow shook off nine Tennessee sacks, which matched an NFL postseason mark held by four teams. He threw for 348 yards and became the first quarterback selected No. 1 overall to win a Divisional playoff game in his first two seasons. Chase caught five passes for 109 yards. Joe Mixon scored the Bengals' only touchdown, a 16-yard run on their initial drive of the second half. On the ensuing Titans possession, the Bengals' Mike Hilton deflected Tannehill's first-and-goal pass and tipped it to himself to preserve Cincinnati's 10-point lead. But later in the quarter, Amani Hooker intercepted Burrow to set up Tannehill's 33-yard touchdown pass to A.J. Brown that knotted the game at 16.

<b>Cincinnati</b>	6	3	7	3	—	19
<b>Tennessee</b>	0	6	10	0	—	16
Cin	— FG E.McPherson 38					
Cin	— FG E.McPherson 45					
Ten	— D.Henry 3 run (run failed)					
Cin	— FG E.McPherson 54					
Cin	— J.Mixon 16 run (E.McPherson kick)					
Ten	— FG R.Bullock 34					
Ten	— A.Brown 33 pass from R.Tannehill (R.Bullock kick)					
Cin	— FG E.McPherson 52					

### NFC DIVISIONAL PLAYOFF GAMES RESULTS

*Includes Second-Round Playoff Games (1982), NFL Conference Championship Games (1967-69), and special playoff games to break ties for NFL Division or Conference Championships (1941, 1943, 1947, 1950, 1952, 1957, 1958, 1965)*

Season	Date	Winner (Share)	Loser (Share)	Score	Site	Attendance
2021	Jan. 23	L.A. Rams (\$42,500)	Tampa Bay (\$42,500)	30-27	Tampa	65,597
	Jan. 22	San Francisco (\$42,500)	Green Bay (\$42,500)	13-10	Green Bay	79,132
2020	Jan. 17	Tampa Bay (\$33,000)	New Orleans (\$33,000)	30-20	New Orleans	3,750
	Jan. 16	Green Bay (\$33,000)	L.A. Rams (\$33,000)	32-18	Green Bay	7,439
2019	Jan. 12	Green Bay (\$31,000)	Seattle (\$31,000)	28-23	Green Bay	78,998
	Jan. 11	San Francisco (\$31,000)	Minnesota (\$31,000)	27-10	Santa Clara	71,649
2018	Jan. 13	New Orleans (\$29,000)	Philadelphia (\$29,000)	20-14	New Orleans	73,027
	Jan. 12	L.A. Rams (\$29,000)	Dal. Cowboys (\$29,000)	30-22	Los Angeles	77,187
2017	Jan. 14	Minnesota (\$28,000)	New Orleans (\$28,000)	29-24	Minneapolis	66,612
	Jan. 13	Philadelphia (\$28,000)	Atlanta (\$28,000)	15-10	Philadelphia	69,596
2016	Jan. 15	Green Bay (\$27,000)	Dal. Cowboys (\$27,000)	34-31	Dallas	93,396
	Jan. 14	Atlanta (\$27,000)	Seattle (\$27,000)	36-20	Seattle	71,155
2015	Jan. 17	Carolina (\$25,000)	Seattle (\$25,000)	31-24	Charlotte	74,287
	Jan. 16	Arizona (\$25,000)	Green Bay (\$25,000)	26-20*	Glendale	65,089
2014	Jan. 11	Green Bay (\$24,000)	Dal. Cowboys (\$24,000)	26-21	Green Bay	79,704
	Jan. 10	Seattle (\$24,000)	Carolina (\$24,000)	31-17	Seattle	68,524
2013	Jan. 12	San Francisco (\$23,000)	Carolina (\$23,000)	23-10	Charlotte	73,784
	Jan. 11	Seattle (\$23,000)	New Orleans (\$23,000)	23-15	Seattle	68,388
2012	Jan. 13	Atlanta (\$22,000)	Seattle (\$22,000)	30-28	Atlanta	70,366
	Jan. 12	San Francisco (\$22,000)	Green Bay (\$22,000)	45-31	San Francisco	69,732
2011	Jan. 15	N.Y. Giants (\$22,000)	Green Bay (\$22,000)	37-20	Green Bay	72,080
	Jan. 14	San Francisco (\$22,000)	New Orleans (\$22,000)	36-32	San Francisco	69,732
2010	Jan. 16	Chi. Bears (\$21,000)	Seattle (\$21,000)	35-24	Chicago	62,265
	Jan. 15	Green Bay (\$21,000)	Atlanta (\$21,000)	48-21	Atlanta	69,210

## PLAYOFF GAME SUMMARIES

Season	Date	Winner (Share)	Loser (Share)	Score	Site	Attendance
2009	Jan. 17	Minnesota (\$21,000)	Dal. Cowboys (\$21,000)	34-3	Minneapolis	63,547
	Jan. 16	New Orleans (\$21,000)	Arizona (\$21,000)	45-14	New Orleans	70,149
2008	Jan. 11	Philadelphia (\$20,000)	N.Y. Giants (\$20,000)	23-11	East Rutherford	79,193
	Jan. 10	Arizona (\$20,000)	Carolina (\$20,000)	33-13	Charlotte	73,695
2007	Jan. 13	N.Y. Giants (\$20,000)	Dal. Cowboys (\$20,000)	21-17	Dallas	63,660
	Jan. 12	Green Bay (\$20,000)	Seattle (\$20,000)	42-20	Green Bay	72,168
2006	Jan. 14	Chi. Bears (\$19,000)	Seattle (\$19,000)	27-24*	Chicago	62,184
	Jan. 13	New Orleans (\$19,000)	Philadelphia (\$19,000)	27-24	New Orleans	70,001
2005	Jan. 15	Carolina (\$19,000)	Chicago (\$19,000)	29-21	Chicago	62,209
	Jan. 14	Seattle (\$19,000)	Washington (\$19,000)	20-10	Seattle	67,551
2004	Jan. 16	Philadelphia (\$18,000)	Minnesota (\$18,000)	27-14	Philadelphia	67,722
	Jan. 15	Atlanta (\$18,000)	St.L. Rams (\$18,000)	47-17	Atlanta	70,709
2003	Jan. 11	Philadelphia (\$18,000)	Green Bay (\$18,000)	20-17*	Philadelphia	67,707
	Jan. 10	Carolina (\$18,000)	St.L. Rams (\$18,000)	29-23*	St. Louis	66,165
2002	Jan. 12	Tampa Bay (\$17,000)	San Francisco (\$17,000)	31-6	Tampa	65,599
	Jan. 11	Philadelphia (\$17,000)	Atlanta (\$17,000)	20-6	Philadelphia	66,452
2001	Jan. 20	St.L. Rams (\$17,000)	Green Bay (\$17,000)	45-17	St. Louis	66,338
	Jan. 19	Philadelphia (\$17,000)	Chi. Bears (\$17,000)	33-19	Chicago	66,944
2000	Jan. 7	N.Y. Giants (\$16,000)	Philadelphia (\$16,000)	20-10	East Rutherford	78,765
	Jan. 6	Minnesota (\$16,000)	New Orleans (\$16,000)	34-16	Minneapolis	63,881
1999	Jan. 16	St.L. Rams (\$16,000)	Minnesota (\$16,000)	49-37	St. Louis	66,194
	Jan. 15	Tampa Bay (\$16,000)	Washington (\$16,000)	14-13	Tampa	65,835
1998	Jan. 10	Minnesota (\$15,000)	Arizona (\$15,000)	41-21	Minneapolis	63,760
	Jan. 9	Atlanta (\$15,000)	San Francisco (\$15,000)	20-18	Atlanta	70,262
1997	Jan. 4	Green Bay (\$15,000)	Tampa Bay (\$15,000)	21-7	Green Bay	60,327
	Jan. 3	San Francisco (\$15,000)	Minnesota (\$15,000)	38-22	San Francisco	65,018
1996	Jan. 5	Carolina (\$14,000)	Dal. Cowboys (\$14,000)	26-17	Charlotte	72,808
	Jan. 4	Green Bay (\$14,000)	San Francisco (\$14,000)	35-14	Green Bay	60,787
1995	Jan. 7	Dal. Cowboys (\$13,000)	Philadelphia (\$13,000)	30-11	Dallas	64,371
	Jan. 6	Green Bay (\$13,000)	San Francisco (\$13,000)	27-17	San Francisco	69,311
1994	Jan. 8	Dal. Cowboys (\$12,000)	Green Bay (\$12,000)	35-9	Dallas	64,745
	Jan. 7	San Francisco (\$12,000)	Chi. Bears (\$12,000)	44-15	San Francisco	64,644
1993	Jan. 16	Dal. Cowboys (\$12,000)	Green Bay (\$12,000)	27-17	Dallas	64,790
	Jan. 15	San Francisco (\$12,000)	N.Y. Giants (\$12,000)	44-3	San Francisco	67,143
1992	Jan. 10	Dal. Cowboys (\$10,000)	Philadelphia (\$10,000)	34-10	Dallas	63,721
	Jan. 9	San Francisco (\$10,000)	Washington (\$10,000)	20-13	San Francisco	64,991
1991	Jan. 5	Detroit (\$10,000)	Dal. Cowboys (\$10,000)	38-6	Detroit	78,290
	Jan. 4	Washington (\$10,000)	Atlanta (\$10,000)	24-7	Washington	55,181
1990	Jan. 13	N.Y. Giants (\$10,000)	Chi. Bears (\$10,000)	31-3	East Rutherford	77,025
	Jan. 12	San Francisco (\$10,000)	Washington (\$10,000)	28-10	San Francisco	65,292
1989	Jan. 7	L.A. Rams (\$10,000)	N.Y. Giants (\$10,000)	19-13*	East Rutherford	76,526
	Jan. 6	San Francisco (\$10,000)	Minnesota (\$10,000)	41-13	San Francisco	64,918
1988	Jan. 1	San Francisco (\$10,000)	Minnesota (\$10,000)	34-9	San Francisco	61,848
	Dec. 31	Chi. Bears (\$10,000)	Philadelphia (\$10,000)	20-12	Chicago	65,534
1987	Jan. 10	Washington (\$10,000)	Chi. Bears (\$10,000)	21-17	Chicago	65,268
	Jan. 9	Minnesota (\$10,000)	San Francisco (\$10,000)	36-24	San Francisco	63,008
1986	Jan. 4	N.Y. Giants (\$10,000)	San Francisco (\$10,000)	49-3	East Rutherford	75,691
	Jan. 3	Washington (\$10,000)	Chi. Bears (\$10,000)	27-13	Chicago	65,524
1985	Jan. 5	Chi. Bears (\$10,000)	N.Y. Giants (\$10,000)	21-0	Chicago	65,670
	Jan. 4	L.A. Rams (\$10,000)	Dal. Cowboys (\$10,000)	20-0	Anaheim	66,581
1984	Dec. 30	Chi. Bears (\$10,000)	Washington (\$10,000)	23-19	Washington	55,431
	Dec. 29	San Francisco (\$10,000)	N.Y. Giants (\$10,000)	21-10	San Francisco	60,303
1983	Jan. 1	Washington (\$10,000)	L.A. Rams (\$10,000)	51-7	Washington	54,440
	Dec. 31	San Francisco (\$10,000)	Detroit (\$10,000)	24-23	San Francisco	59,979
1982	Jan. 16	Dal. Cowboys (\$10,000)	Green Bay (\$10,000)	37-26	Dallas	63,972
	Jan. 15	Washington (\$10,000)	Minnesota (\$10,000)	21-7	Washington	54,593
1981	Jan. 3	San Francisco (\$5,000)	N.Y. Giants (\$5,000)	38-24	San Francisco	58,360
	Jan. 2	Dal. Cowboys (\$5,000)	Tampa Bay (\$5,000)	38-0	Dallas	64,848
1980	Jan. 4	Dal. Cowboys (\$5,000)	Atlanta (\$5,000)	30-27	Atlanta	59,793
	Jan. 3	Philadelphia (\$5,000)	Minnesota (\$5,000)	31-16	Philadelphia	70,178
1979	Dec. 30	L.A. Rams (\$5,000)	Dal. Cowboys (\$5,000)	21-19	Dallas	64,792
	Dec. 29	Tampa Bay (\$5,000)	Philadelphia (\$5,000)	24-17	Tampa	71,402
1978	Dec. 31	L.A. Rams (\$5,000)	Minnesota (\$5,000)	34-10	Los Angeles	70,436
	Dec. 30	Dal. Cowboys (\$5,000)	Atlanta (\$5,000)	27-20	Dallas	63,406
1977	Dec. 26	Dal. Cowboys (\$5,000)	Chi. Bears (\$5,000)	37-7	Dallas	63,260
	Dec. 26	Minnesota (\$5,000)	L.A. Rams (\$5,000)	14-7	Los Angeles	70,203
1976	Dec. 19	L.A. Rams [\$]	Dal. Cowboys [\$]	14-12	Dallas	63,283
	Dec. 18	Minnesota [\$]	Washington [\$]	35-20	Minneapolis	47,466
1975	Dec. 28	Dal. Cowboys [\$]	Minnesota [\$]	17-14	Minneapolis	48,050
	Dec. 27	L.A. Rams [\$]	St.L. Cardinals [\$]	35-23	Los Angeles	73,459
1974	Dec. 22	L.A. Rams [\$]	Washington [\$]	19-10	Los Angeles	77,925
	Dec. 21	Minnesota [\$]	St.L. Cardinals [\$]	30-14	Minneapolis	48,150
1973	Dec. 23	Dal. Cowboys [\$]	L.A. Rams [\$]	27-16	Dallas	63,272
	Dec. 22	Minnesota [\$]	Washington [\$]	27-20	Minneapolis	48,040
1972	Dec. 24	Washington [\$]	Green Bay [\$]	16-3	Washington	52,321
	Dec. 23	Dal. Cowboys [\$]	San Francisco [\$]	30-28	San Francisco	59,746

## PLAYOFF GAME SUMMARIES

Season	Date	Winner (Share)	Loser (Share)	Score	Site	Attendance
1971	Dec. 26	San Francisco [\$]	Washington [\$]	24-20	San Francisco	45,327
	Dec. 25	Dal. Cowboys [\$]	Minnesota [\$]	20-12	Minneapolis	47,307
1970	Dec. 27	San Francisco [\$]	Minnesota [\$]	17-14	Minneapolis	45,103
	Dec. 26	Dal. Cowboys [\$]	Detroit [\$]	5-0	Dallas	69,613
1969	Dec. 28	Cle. Browns [\$]	Dal. Cowboys [\$]	38-14	Dallas	69,321
	Dec. 27	Minnesota [\$]	L.A. Rams [\$]	23-20	Minneapolis	47,900
1968	Dec. 22	Bal. Colts [\$]	Minnesota [\$]	24-14	Baltimore	60,238
	Dec. 21	Cle. Browns [\$]	Dal. Cowboys [\$]	31-20	Cleveland	81,497
1967	Dec. 24	Dal. Cowboys [\$]	Cle. Browns [\$]	52-14	Dallas	70,786
	Dec. 23	Green Bay [\$]	L.A. Rams [\$]	28-7	Milwaukee	49,861
1965	Dec. 26	Green Bay [\$]	Bal. Colts [\$]	13-10*	Green Bay	50,484
1958	Dec. 21	N.Y. Giants (#)	Cle. Browns (#)	10-0	New York	61,274
1957	Dec. 22	Detroit (#)	San Francisco (#)	31-27	San Francisco	60,118
1952	Dec. 21	Detroit (#)	L.A. Rams (#)	31-21	Detroit	47,645
1950	Dec. 17	L.A. Rams (#)	Chi. Bears (#)	24-14	Los Angeles	83,501
	Dec. 17	Cle. Browns (#)	N.Y. Giants (#)	8-3	Cleveland	33,054
1947	Dec. 21	Philadelphia (#)	Pittsburgh (#)	21-0	Pittsburgh	35,729
1943	Dec. 19	Washington (c)	N.Y. Giants (c)	28-0	New York	42,800
1941	Dec. 14	Chi. Bears (c)	Green Bay (c)	33-14	Chicago	43,425

\*Overtime

\$ Players received 1/14 of annual salary for playoff appearances.

# Players received 1/12 of annual salary for playoff appearances.

© Players received 1/10 of annual salary for playoff appearances.

### 2021 NFC DIVISIONAL PLAYOFF GAMES

Raymond James Stadium; Tampa, Fla.

Jan. 23, 2022, Attendance: 65,597

**L.A. RAMS 30, TAMPA BAY 27**—Matthew Stafford, in his first season as the Rams' starting quarterback, needed 42 seconds to pull off a Tom Brady-like finish and send Los Angeles to the NFC Championship Game for the second time in four seasons. Stafford threw for 366 yards and two touchdowns and used a pair of long completions to NFL receiving leader Cooper Kupp to position the Rams for Matt Gay's 30-yard field goal as time expired. Brady rallied the Buccaneers from a 27-3 second-half deficit with help from three of the Rams' four turnovers. Tampa Bay tied the game on Leonard Fournette's 9-yard run on fourth-and-inches with 42 seconds on the clock. Brady led the league with a career-best 5,136 yards passing while also throwing for a league-high 43 TDs during the regular season. But Stafford didn't give the NFL's all-time leading passer an opportunity to finish the game. He led the resilient Rams downfield after the ensuing kickoff, using completions of 20 and 44 yards to Kupp to set up Gay's third field goal. Earlier, Stafford found Kupp — who had nine catches for 183 yards — wide open behind the Bucs' secondary on a 70-yard scoring play that put Los Angeles up 17-3 early in the second quarter. Stafford had never won a postseason game entering the 2021 season, but moved the Rams one step closer to a Super Bowl, completing 28 of 38 passes without an interception. The 13-year veteran also scored on a 1-yard run. The Los Angeles defense intercepted Brady once and sacked him three times.

L.A. Rams	10	10	7	3	—	30
Tampa Bay	3	0	10	14	—	27
LAR	—	FG M.Gay 26				
LAR	—	K.Blanton 7 pass from M.Stafford (M.Gay kick)				
TB	—	FG R.Succop 45				
LAR	—	C.Kupp 70 pass from M.Stafford (M.Gay kick)				
LAR	—	FG M.Gay 40				
LAR	—	M.Stafford 1 run (M.Gay kick)				
TB	—	FG R.Succop 31				
TB	—	L.Fournette 1 run (R.Succop kick)				
TB	—	M.Evans 55 pass from T.Brady (R.Succop kick)				
TB	—	L.Fournette 9 run (R.Succop kick)				
LAR	—	FG M.Gay 30				

Lambeau Field; Green Bay, Wis.

Jan. 22, 2022, Attendance: 79,123

**SAN FRANCISCO 13, GREEN BAY 10**—Robbie Gould's 45-yard field goal on a snowy field as time expired gave San Francisco a 13-10 road upset over the top-seeded Packers and sent the 49ers to the NFC Championship Game. Gould, who improved to 20-for-20 in postseason field-goal attempts, completed an improbable comeback as the 49ers scored 10 unanswered points in the final five minutes to advance to their 17th conference championship, most by any team since the 1970 merger. San Francisco also improved to 4-0 against Aaron Rodgers in the postseason and the 49ers did it largely on the strength of their special teams. They tied the game with 4:41 remaining after Jordan Willis' outstretched left hand blocked a punt by Corey Bojorquez, who was punting from the front of his own end zone. Talanoa Hufanga picked up the ball at the 6-yard line and ran it in to tie the score, 10-10. Then, after San Francisco's defense held the Packers on a three-and-out, Deebo Samuel delivered a 9-yard run on third-and-7 from the Green Bay 38 and the 49ers ran down the clock to set up Gould's field goal. Earlier, San Francisco's Jimmie Ward blocked Mason Crosby's 38-yard field-goal attempt on the final play before halftime, and Samuel returned the second-half kickoff 45 yards to set up the Niners' first points, another Gould field goal. San Francisco overcame 14-degree conditions, with a wind chill of zero. The second half was played in snow flurries that blanketed the field.

San Francisco	0	0	3	10	—	13
Green Bay	7	0	0	3	—	10
GB	—	A.Dillon 6 run (M.Crosby kick)				
SF	—	FG R.Gould 29				
GB	—	FG M.Crosby 33				
SF	—	T.Hufanga 6 return of blocked punt (R.Gould kick)				
SF	—	FG R.Gould 45				

### AFC WILD CARD PLAYOFF GAMES RESULTS

Season	Date	Winner (Share)	Loser (Share)	Score	Site	Attendance
2021	Jan. 16	Kansas City (\$42,500)	Pittsburgh (\$37,500)	42-21	Kansas City	73,253
	Jan. 15	Buffalo (\$42,500)	New England (\$37,500)	47-17	Buffalo	69,188
	Jan. 15	Cincinnati (\$42,500)	Las Vegas (\$37,500)	26-19	Cincinnati	66,277
2020	Jan. 10	Cle. Browns (\$30,000)	Pittsburgh (\$33,000)	48-37	Pittsburgh	0
	Jan. 10	Bal. Ravens (\$30,000)	Tennessee (\$33,000)	20-13	Nashville	14,029
	Jan. 9	Buffalo (\$33,000)	Indianapolis (\$30,000)	27-24	Buffalo	6,772
2019	Jan. 4	Tennessee (\$28,000)	New England (\$31,000)	20-13	Foxborough	65,878
	Jan. 4	Hou. Texans (\$31,000)	Buffalo (\$28,000)	22-19*	Houston	71,699

## PLAYOFF GAME SUMMARIES

Season	Date	Winner (Share)	Loser (Share)	Score	Site	Attendance
2018	Jan. 6	L.A. Chargers (\$27,000)	Bal. Ravens (\$29,000)	23-17	Baltimore	70,432
	Jan. 5	Indianapolis (\$27,000)	Hou. Texans (\$29,000)	21-7	Houston	71,798
2017	Jan. 7	Jacksonville (\$28,000)	Buffalo (\$26,000)	10-3	Jacksonville	69,442
	Jan. 6	Tennessee (\$26,000)	Kansas City (\$28,000)	22-21	Kansas City	73,319
2016	Jan. 8	Pittsburgh (\$27,000)	Miami (\$24,000)	30-12	Pittsburgh	62,726
	Jan. 7	Hou. Texans (\$27,000)	Oak. Raiders (\$24,000)	27-14	Houston	71,790
2015	Jan. 9	Pittsburgh (\$23,000)	Cincinnati (\$25,000)	18-16	Cincinnati	63,257
	Jan. 9	Kansas City (\$23,000)	Hou. Texans (\$25,000)	30-0	Houston	71,800
2014	Jan. 4	Indianapolis (\$24,000)	Cincinnati (\$22,000)	26-10	Indianapolis	63,385
	Jan. 3	Bal. Ravens (\$22,000)	Pittsburgh (\$24,000)	30-17	Pittsburgh	62,780
2013	Jan. 5	S.D. Chargers (\$21,000)	Cincinnati (\$23,000)	27-10	Cincinnati	62,277
	Jan. 4	Indianapolis (\$23,000)	Kansas City (\$21,000)	45-44	Indianapolis	63,551
2012	Jan. 6	Bal. Ravens (\$22,000)	Indianapolis (\$20,000)	24-9	Baltimore	71,379
	Jan. 5	Hou. Texans (\$22,000)	Cincinnati (\$20,000)	19-13	Houston	71,738
2011	Jan. 8	Denver (\$22,000)	Pittsburgh (\$20,000)	29-23*	Denver	75,970
	Jan. 7	Hou. Texans (\$22,000)	Cincinnati (\$20,000)	31-10	Houston	71,725
2010	Jan. 9	Bal. Ravens (\$19,000)	Kansas City (\$21,000)	30-7	Kansas City	72,190
	Jan. 8	N.Y. Jets (\$19,000)	Indianapolis (\$21,000)	17-16	Indianapolis	65,332
2009	Jan. 10	Bal. Ravens (\$19,000)	New England (\$21,000)	33-14	Foxborough	68,756
	Jan. 9	N.Y. Jets (\$19,000)	Cincinnati (\$21,000)	24-14	Cincinnati	63,686
2008	Jan. 4	Bal. Ravens (\$18,000)	Miami (\$20,000)	27-9	Miami	74,240
	Jan. 3	S.D. Chargers (\$20,000)	Indianapolis (\$18,000)	23-17*	San Diego	68,082
2007	Jan. 6	S.D. Chargers (\$20,000)	Tennessee (\$18,000)	17-6	San Diego	65,640
	Jan. 5	Jacksonville (\$18,000)	Pittsburgh (\$20,000)	31-29	Pittsburgh	63,629
2006	Jan. 7	New England (\$19,000)	N.Y. Jets (\$17,000)	37-16	Foxborough	68,756
	Jan. 6	Indianapolis (\$19,000)	Kansas City (\$17,000)	23-8	Indianapolis	57,215
2005	Jan. 8	Pittsburgh (\$17,000)	Cincinnati (\$19,000)	31-17	Cincinnati	65,870
	Jan. 7	New England (\$19,000)	Jacksonville (\$17,000)	28-3	Foxborough	68,756
2004	Jan. 9	Indianapolis (\$18,000)	Denver (\$15,000)	49-24	Indianapolis	56,609
	Jan. 8	N.Y. Jets (\$15,000)	S.D. Chargers (\$18,000)	20-17*	San Diego	67,536
2003	Jan. 4	Indianapolis (\$18,000)	Denver (\$15,000)	41-10	Indianapolis	56,586
	Jan. 3	Tennessee (\$15,000)	Bal. Ravens (\$18,000)	20-17	Baltimore	69,452
2002	Jan. 5	Pittsburgh (\$17,000)	Cle. Browns (\$12,500)	36-33	Pittsburgh	62,595
	Jan. 4	N.Y. Jets (\$17,000)	Indianapolis (\$12,500)	41-0	East Rutherford	78,524
2001	Jan. 13	Bal. Ravens (\$12,500)	Miami (\$12,500)	20-3	Miami	72,251
	Jan. 12	Oak. Raiders (\$17,000)	N.Y. Jets (\$12,500)	38-24	Oakland	61,503
2000	Dec. 31	Bal. Ravens (\$12,500)	Denver (\$12,500)	21-3	Baltimore	69,638
	Dec. 30	Miami (\$16,000)	Indianapolis (\$12,500)	23-17*	Miami	73,193
1999	Jan. 9	Miami (\$10,000)	Seattle (\$16,000)	20-17	Seattle	66,170
	Jan. 8	Tennessee (\$10,000)	Buffalo (\$10,000)	22-16	Nashville	66,672
1998	Jan. 3	Jacksonville (\$15,000)	New England (\$10,000)	25-10	Jacksonville	71,139
	Jan. 2	Miami (\$10,000)	Buffalo (\$10,000)	24-17	Miami	72,698
1997	Dec. 28	New England (\$15,000)	Miami (\$10,000)	17-3	Foxborough	60,041
	Dec. 27	Denver (\$10,000)	Jacksonville (\$10,000)	42-17	Denver	74,481
1996	Dec. 29	Pittsburgh (\$14,000)	Indianapolis (\$10,000)	42-14	Pittsburgh	58,078
	Dec. 28	Jacksonville (\$10,000)	Buffalo (\$10,000)	30-27	Buffalo	70,213
1995	Dec. 31	Indianapolis (\$7,500)	S.D. Chargers (\$7,500)	35-20	San Diego	61,182
	Dec. 30	Buffalo (\$13,000)	Miami (\$7,500)	37-22	Buffalo	73,103
1994	Jan. 1	Cle. Browns (\$7,500)	New England (\$7,500)	20-13	Cleveland	77,452
	Dec. 31	Miami (\$12,000)	Kansas City (\$7,500)	27-17	Miami	67,487
1993	Jan. 9	L.A. Raiders (\$7,500)	Denver (\$7,500)	42-24	Los Angeles	65,314
	Jan. 8	Kansas City (\$12,000)	Pittsburgh (\$7,500)	27-24*	Kansas City	74,515
1992	Jan. 3	Buffalo (\$6,000)	Hou. Oilers (\$6,000)	41-38*	Buffalo	75,141
	Jan. 2	S.D. Chargers (\$10,000)	Kansas City (\$6,000)	17-0	San Diego	58,278
1991	Dec. 29	Hou. Oilers (\$10,000)	N.Y. Jets (\$6,000)	17-10	Houston	61,485
	Dec. 28	Kansas City (\$6,000)	L.A. Raiders (\$6,000)	10-6	Kansas City	75,827
1990	Jan. 6	Cincinnati (\$10,000)	Hou. Oilers (\$6,000)	41-14	Cincinnati	60,012
	Jan. 5	Miami (\$6,000)	Kansas City (\$6,000)	17-16	Miami	67,276
1989	Dec. 31	Pittsburgh (\$6,000)	Hou. Oilers (\$6,000)	26-23*	Houston	59,406
1988	Dec. 26	Hou. Oilers (\$6,000)	Cle. Browns (\$6,000)	24-23	Cleveland	75,896
1987	Jan. 3	Hou. Oilers (\$6,000)	Seattle (\$6,000)	23-20*	Houston	50,519
1986	Dec. 28	N.Y. Jets (\$6,000)	Kansas City (\$6,000)	35-15	East Rutherford	75,210
1985	Dec. 28	New England (\$6,000)	N.Y. Jets (\$6,000)	26-14	East Rutherford	75,945
1984	Dec. 22	Seattle (\$6,000)	L.A. Raiders (\$6,000)	13-7	Seattle	62,049
1983	Dec. 24	Seattle (\$6,000)	Denver (\$6,000)	31-7	Seattle	64,275
1982	Jan. 9	N.Y. Jets (\$6,000)	Cincinnati (\$6,000)	44-17	Cincinnati	57,560
	Jan. 9	S.D. Chargers (\$6,000)	Pittsburgh (\$6,000)	31-28	Pittsburgh	53,546
1981	Jan. 8	L.A. Raiders (\$6,000)	Cle. Browns (\$6,000)	27-10	Los Angeles	56,555
	Jan. 8	Miami (\$6,000)	New England (\$6,000)	28-13	Miami	68,842
1980	Dec. 27	Buffalo (\$3,000)	N.Y. Jets (\$3,000)	31-27	New York	57,050
1979	Dec. 28	Oak. Raiders (\$3,000)	Hou. Oilers (\$3,000)	27-7	Oakland	53,333
1978	Dec. 23	Hou. Oilers (\$3,000)	Denver (\$3,000)	13-7	Houston	48,776
1978	Dec. 24	Hou. Oilers (\$3,000)	Miami (\$3,000)	17-9	Miami	72,445

\*Overtime

## PLAYOFF GAME SUMMARIES

### 2021 AFC WILD CARD PLAYOFF GAMES

Arrowhead Stadium: Kansas City, Mo.

Jan. 16, 2022, Attendance: 73,253

**KANSAS CITY 42, PITTSBURGH 21**

Pittsburgh	0	7	7	7	—	21
Kansas City	0	21	14	7	—	42

- Pit — T.Watt 26 fumble return (C.Boswell kick)
- KC — J.McKinnon 4 pass from P.Mahomes (H.Butker kick)
- KC — B.Pringle 12 pass from P.Mahomes (H.Butker kick)
- KC — T.Kelce 48 pass from P.Mahomes (H.Butker kick)
- KC — N.Allegretti 1 pass from P.Mahomes (H.Butker kick)
- KC — T.Hill 31 pass from P.Mahomes (H.Butker kick)
- Pit — D.Johnson 13 pass from B.Roethlisberger (C.Boswell kick)
- KC — B.Pringle 2 pass from T.Kelce (H.Butker kick)
- Pit — J.Washington 15 pass from B.Roethlisberger (C.Boswell kick)

Paul Brown Stadium: Cincinnati, Ohio

Jan. 15, 2022, Attendance: 66,277

**CINCINNATI 26, LAS VEGAS 19**

Las Vegas	3	10	0	6	—	19
Cincinnati	10	10	3	3	—	26

- LV — FG D.Carson 47
- Cin — C.Uzomah 7 pass from J.Burrow (E.McPherson kick)
- Cin — FG E.McPherson 31
- Cin — FG E.McPherson 30
- LV — FG D.Carson 28
- Cin — T.Boyd 10 pass from J.Burrow (E.McPherson kick)
- LV — Z.Jones 14 pass from D.Carr (D.Carson kick)
- Cin — FG E.McPherson 43
- LV — FG D.Carson 34
- Cin — FG E.McPherson 28
- LV — FG D.Carson 28

Highmark Stadium: Orchard Park, N.Y.

Jan. 15, 2022, Attendance: 69,188

**BUFFALO 47, NEW ENGLAND 17**

New England	0	3	7	7	—	17
Buffalo	14	13	6	14	—	47

- Buf — D.Knox 8 pass from J.Allen (T.Bass kick)
- Buf — D.Knox 11 pass from J.Allen (T.Bass kick)
- Buf — D.Singletary 3 run (kick blocked)
- Buf — D.Singletary 16 run (T.Bass kick)
- NE — FG N.Folk 44
- Buf — E.Sanders 34 pass from J.Allen (T.Bass kick)
- NE — K.Bourne 3 pass from M.Jones (N.Folk kick)
- Buf — G.Davis 19 pass from J.Allen (T.Bass kick)
- Buf — T.Doyle 1 pass from J.Allen (T.Bass kick)
- NE — K.Bourne 3 pass from M.Jones (N.Folk kick)

### NFC WILD CARD PLAYOFF GAMES RESULTS

Season	Date	Winner (Share)	Losers (Share)	Score	Site	Attendance
2021	Jan. 17	L.A. Rams (\$42,500)	Arizona (\$37,500)	34-11	Los Angeles	70,625
	Jan. 16	San Francisco (\$37,500)	Dal. Cowboys (\$42,500)	23-17	Dallas	93,470
	Jan. 16	Tampa Bay (\$42,500)	Philadelphia (\$37,500)	31-15	Tampa	65,077
2020	Jan. 10	New Orleans (\$33,000)	Chi. Bears (\$30,000)	21-9	New Orleans	3,000
	Jan. 9	Tampa Bay (\$30,000)	Washington (\$33,000)	31-23	Washington	0
	Jan. 9	L.A. Rams (\$30,000)	Seattle (\$33,000)	30-20	Seattle	0
2019	Jan. 5	Seattle (\$28,000)	Philadelphia (\$31,000)	17-9	Philadelphia	69,796
	Jan. 5	Minnesota (\$28,000)	New Orleans (\$31,000)	26-20*	New Orleans	73,038
2018	Jan. 6	Philadelphia (\$27,000)	Chi. Bears (\$29,000)	16-15	Chicago	62,462
	Jan. 5	Dal. Cowboys (\$29,000)	Seattle (\$27,000)	24-22	Dallas	94,327
2017	Jan. 7	New Orleans (\$28,000)	Carolina (\$26,000)	31-26	New Orleans	73,186
	Jan. 6	Atlanta (\$26,000)	L.A. Rams (\$28,000)	26-13	Los Angeles	74,300
2016	Jan. 8	Green Bay (\$27,000)	N.Y. Giants (\$24,000)	38-13	Green Bay	77,549
	Jan. 7	Seattle (\$27,000)	Detroit (\$24,000)	26-6	Seattle	68,788
2015	Jan. 10	Green Bay (\$23,000)	Washington (\$25,000)	35-18	Washington	81,367
	Jan. 10	Seattle (\$23,000)	Minnesota (\$25,000)	10-9	Minneapolis	52,090
2014	Jan. 4	Dal. Cowboys (\$24,000)	Detroit (\$22,000)	24-20	Dallas	91,410
	Jan. 3	Carolina (\$24,000)	Arizona (\$22,000)	27-16	Charlotte	71,849
2013	Jan. 5	San Francisco (\$21,000)	Green Bay (\$23,000)	23-20	Green Bay	77,525
	Jan. 4	New Orleans (\$21,000)	Philadelphia (\$23,000)	26-24	Philadelphia	69,144
2012	Jan. 6	Seattle (\$20,000)	Washington (\$22,000)	24-14	Washington	84,325
	Jan. 5	Green Bay (\$22,000)	Minnesota (\$20,000)	24-10	Green Bay	71,548
2011	Jan. 8	N.Y. Giants (\$22,000)	Atlanta (\$20,000)	24-2	East Rutherford	79,909
	Jan. 7	New Orleans (\$22,000)	Detroit (\$20,000)	45-28	New Orleans	73,038
2010	Jan. 9	Green Bay (\$19,000)	Philadelphia (\$21,000)	21-16	Philadelphia	69,144
	Jan. 8	Seattle (\$21,000)	New Orleans (\$19,000)	41-36	Seattle	66,336
2009	Jan. 10	Arizona (\$21,000)	Green Bay (\$19,000)	51-45*	Glendale	61,926
	Jan. 9	Dal. Cowboys (\$21,000)	Philadelphia (\$19,000)	34-14	Dallas	92,951
2008	Jan. 4	Philadelphia (\$18,000)	Minnesota (\$20,000)	26-14	Minneapolis	61,746
	Jan. 3	Arizona (\$20,000)	Atlanta (\$18,000)	30-24	Glendale	62,848
2007	Jan. 6	N.Y. Giants (\$18,000)	Tampa Bay (\$20,000)	24-14	Tampa	65,621
	Jan. 5	Seattle (\$20,000)	Washington (\$18,000)	35-14	Seattle	68,297
2006	Jan. 7	Philadelphia (\$19,000)	N.Y. Giants (\$17,000)	23-20	Philadelphia	69,094
	Jan. 6	Seattle (\$19,000)	Dal. Cowboys (\$17,000)	21-20	Seattle	68,058
2005	Jan. 8	Carolina (\$17,000)	N.Y. Giants (\$19,000)	23-0	East Rutherford	79,378
	Jan. 7	Washington (\$17,000)	Tampa Bay (\$19,000)	17-10	Tampa	65,514
2004	Jan. 9	Minnesota (\$15,000)	Green Bay (\$18,000)	31-17	Green Bay	71,075
	Jan. 8	St.L. Rams (\$15,000)	Seattle (\$18,000)	27-20	Seattle	65,397
2003	Jan. 4	Green Bay (\$18,000)	Seattle (\$15,000)	33-27*	Green Bay	71,457
	Jan. 3	Carolina (\$18,000)	Dal. Cowboys (\$15,000)	29-10	Charlotte	73,014
2002	Jan. 5	San Francisco (\$17,000)	N.Y. Giants (\$12,500)	39-38	San Francisco	66,318

## PLAYOFF GAME SUMMARIES

Season	Date	Winner (Share)	Loser (Share)	Score	Site	Attendance
2001	Jan. 4	Atlanta (\$12,500)	Green Bay (\$17,000)	27-7	Green Bay	65,358
	Jan. 13	Green Bay (\$12,500)	San Francisco (\$12,500)	25-15	Green Bay	59,825
2000	Jan. 12	Philadelphia (\$17,000)	Tampa Bay (\$12,500)	31-9	Philadelphia	65,847
	Dec. 31	Philadelphia (\$12,500)	Tampa Bay (\$12,500)	21-3	Philadelphia	65,813
1999	Dec. 30	New Orleans (\$16,000)	St. L. Rams (\$12,500)	31-28	New Orleans	64,900
	Jan. 9	Minnesota (\$10,000)	Dal. Cowboys (\$10,000)	27-10	Minneapolis	64,056
1998	Jan. 8	Washington (\$16,000)	Detroit (\$10,000)	27-13	Washington	79,411
	Jan. 3	San Francisco (\$10,000)	Green Bay (\$10,000)	30-27	San Francisco	66,506
1997	Jan. 2	Arizona (\$10,000)	Dal. Cowboys (\$15,000)	20-7	Dallas	62,969
	Dec. 28	Tampa Bay (\$10,000)	Detroit (\$10,000)	20-10	Tampa	73,361
1996	Dec. 27	Minnesota (\$10,000)	N.Y. Giants (\$15,000)	23-22	East Rutherford	77,497
	Dec. 29	San Francisco (\$10,000)	Philadelphia (\$10,000)	14-0	San Francisco	56,460
1995	Dec. 28	Dal. Cowboys (\$14,000)	Minnesota (\$10,000)	40-15	Dallas	64,682
	Dec. 31	Green Bay (\$13,000)	Atlanta (\$7,500)	37-20	Green Bay	60,453
1994	Dec. 30	Philadelphia (\$7,500)	Detroit (\$7,500)	58-37	Philadelphia	66,099
	Jan. 1	Chi. Bears (\$7,500)	Minnesota (\$12,000)	35-18	Minnesota	60,347
1993	Dec. 31	Green Bay (\$7,500)	Detroit (\$7,500)	16-12	Green Bay	58,125
	Jan. 9	N.Y. Giants (\$7,500)	Minnesota (\$7,500)	17-10	East Rutherford	75,089
1992	Jan. 8	Green Bay (\$7,500)	Detroit (\$12,000)	28-24	Detroit	68,479
	Jan. 3	Philadelphia (\$6,000)	New Orleans (\$6,000)	36-20	New Orleans	68,893
1991	Jan. 2	Washington (\$6,000)	Minnesota (\$10,000)	24-7	Minnesota	57,353
	Dec. 29	Dal. Cowboys (\$6,000)	Chi. Bears (\$6,000)	17-13	Chicago	62,594
1990	Dec. 28	Atlanta (\$6,000)	New Orleans (\$10,000)	27-20	New Orleans	68,794
	Jan. 6	Chi. Bears (\$10,000)	New Orleans (\$6,000)	16-6	Chicago	60,767
1989	Jan. 5	Washington (\$6,000)	Philadelphia (\$6,000)	20-6	Philadelphia	65,287
	Dec. 31	L.A. Rams (\$6,000)	Philadelphia (\$6,000)	21-7	Philadelphia	65,479
1988	Dec. 26	Minnesota (\$6,000)	L.A. Rams (\$6,000)	28-17	Minnesota	61,204
	Jan. 3	Minnesota (\$6,000)	New Orleans (\$6,000)	44-10	New Orleans	68,546
1986	Dec. 28	Washington (\$6,000)	L.A. Rams (\$6,000)	19-7	Washington	54,567
	Dec. 29	N.Y. Giants (\$6,000)	San Francisco (\$6,000)	17-3	East Rutherford	75,131
1984	Dec. 23	N.Y. Giants (\$6,000)	L.A. Rams (\$6,000)	16-13	Anaheim	67,037
	Dec. 26	L.A. Rams (\$6,000)	Dal. Cowboys (\$6,000)	24-17	Dallas	62,118
1982	Jan. 9	Dal. Cowboys (\$6,000)	Tampa Bay (\$6,000)	30-17	Dallas	65,042
	Jan. 9	Minnesota (\$6,000)	Atlanta (\$6,000)	30-24	Minnesota	60,560
1981	Jan. 8	Green Bay (\$6,000)	St. L. Cardinals (\$6,000)	41-16	Green Bay	54,282
	Jan. 8	Washington (\$6,000)	Detroit (\$6,000)	31-7	Washington	55,045
1980	Dec. 27	N.Y. Giants (\$3,000)	Philadelphia (\$3,000)	27-21	Philadelphia	71,611
	Dec. 28	Dal. Cowboys (\$3,000)	L.A. Rams (\$3,000)	34-13	Dallas	63,052
1978	Dec. 23	Philadelphia (\$3,000)	Chi. Bears (\$3,000)	27-17	Philadelphia	69,397
	Dec. 24	Atlanta (\$3,000)	Philadelphia (\$3,000)	14-13	Atlanta	59,403

\*Overtime

### 2021 NFC WILD CARD PLAYOFF GAMES

SoFi Stadium; Inglewood, Calif.  
 Jan. 17, 2022, Attendance: 70,625  
**L.A. RAMS 34, ARIZONA 11**

Arizona	0	0	8	3	—	11
L.A. Rams	7	14	7	6	—	34

LAR — O.Beckham 4 pass from M.Stafford (M.Gay kick)  
 LAR — M.Stafford 1 run (M.Gay kick)  
 LAR — D.Long 3 interception return (M.Gay kick)  
 LAR — C.Kupp 7 pass from M.Stafford (M.Gay kick)  
 Ari — J.Conner 2 run (K.Murray-A.Wesley pass)  
 LAR — FG M.Gay 37  
 Ari — FG M.Prater 55  
 LAR — FG M.Gay 46

Raymond James Stadium; Tampa, Fla.  
 Jan. 16, 2022, Attendance: 65,077  
**TAMPA BAY 31, PHILADELPHIA 15**

Philadelphia	0	0	0	15	—	15
Tampa Bay	14	3	14	0	—	31

TB — G.Bernard 2 run (R.Succop kick)  
 TB — K.Vaughn 1 run (R.Succop kick)  
 TB — FG R.Succop 34  
 TB — R.Gronkowski 2 pass from T.Brady (R.Succop kick)  
 TB — M.Evans 36 pass from T.Brady (R.Succop kick)  
 Phi — B.Scott 34 run (J.Elliott kick)  
 Phi — K.Gainwell 16 pass from J.Hurts (J.Hurts-D.Smith pass)

AT&T Stadium; Arlington, Texas  
 Jan. 16, 2022, Attendance: 93,470  
**SAN FRANCISCO 23, DALLAS 17**

San Francisco	9	9	0	13	—	23
Dallas	0	7	9	7	—	17

SF — E.Mitchell 4 run (R.Gould kick)  
 SF — FG R.Gould 53  
 SF — FG R.Gould 40  
 Dal — A.Cooper 20 pass from D.Prescott (G.Zuerlein kick)  
 SF — FG R.Gould 52  
 SF — D.Samuel 26 run (R.Gould kick)  
 Dal — FG G.Zuerlein 51  
 Dal — D.Prescott 5 run (G.Zuerlein kick)

## SUNDAY NIGHT FOOTBALL

### SUNDAY NIGHT WON-LOST RECORDS, 1978-2021

#### AMERICAN FOOTBALL CONFERENCE

	Balt.	Buff.	Cin.	Clev.	Den.	Hou.	Ind.	Jax.	K.C.	L.V.	L.A.C.	Mia.	N.E.	N.Y.J.	Pitt.	Tenn.
Total	17-13	13-10	3-16	2-11	27-24	5-8	23-25	5-6	19-14	20-22	17-20	19-9	32-23	10-13	30-25	12-11
2021	2-0	1-0		0-1	0-1		1-0		2-2	1-1	1-1		0-1		1-1	1-0
2020	0-1	1-0		1-0	0-1				2-0	0-1			1-1		0-1	0-1
2019	1-0	1-0		0-1		1-0	1-0		1-2		0-1		1-2		1-2	
2018	1-0		0-1			1-0	1-0		1-2				2-1		0-1	0-1
2017	0-1				0-2	0-1	0-1		1-0	1-2		0-1	2-0		3-0	
2016					0-3	1-0	0-1		2-1	1-0			1-1		1-0	
2015			0-1		3-0	0-1	0-2						2-1		1-0	
2014	0-1		0-2		3-0		0-2		0-1		0-1		3-0		3-0	
2013			0-1		1-2	0-2	2-0		0-1	1-0	0-1		2-0		1-1	
2012	2-0		0-1		2-0	1-1					0-1		0-2		1-2	
2011	2-1						0-2		0-1		1-0		1-0	1-2	2-1	
2010	0-1						2-1				1-0	0-1	2-0	1-0	1-2	
2009	1-0		0-1				3-0				0-1		0-1	1-0	1-1	0-1
2008	1-0			0-1	0-1		2-1	0-1			2-1		0-2		2-0	
2007	0-1	0-1	0-1		1-0		1-2				1-1		3-0		1-1	1-0
2006					2-2		3-0		0-1	0-1	3-0		0-2		0-1	
2005	1-1	0-1	0-1	0-1		0-2	1-0	1-0	2-0	0-2	2-0		1-0	0-1	1-0	
2004	2-1	0-1	1-0	0-2	1-1	0-1	1-0	0-1	0-1	2-0		1-2	1-0		2-0	
2003	1-1	0-2		1-0	1-0		1-1	1-0	1-0	0-1		2-0	1-0		0-2	1-0
2002	1-0		0-1	0-1	0-2	1-0	1-1	0-1		2-0		1-1	0-2	2-0	0-1	
2001	0-1	0-1			2-0		0-2			1-1		1-0	0-1	2-0	1-0	0-1
2000	1-1	1-0					1-0	1-1		2-0	0-1	1-0		0-2	0-1	0-1
1999		2-0		0-1	0-1			1-0	1-0	0-1		1-0	2-0	0-1	1-0	0-1
1998	1-0	1-0	0-1		1-0		0-1	0-1	2-0	1-1	0-1	0-1	1-0	1-0		1-0
1997	0-1				1-0		0-1			1-0	0-2	1-1	1-0	0-1	2-0	
1996	0-1	1-1	0-1		1-1		1-0		0-1	1-1	1-0	2-0	0-1			1-0
1995		0-2			2-1			0-1	1-0	1-1	0-1	1-0	0-1	0-1		0-1
1994		1-0	0-1		0-1		0-1		2-0	1-1	1-0	2-1	1-0	0-1	0-1	
1993		1-0	0-1		0-1		0-3		0-1	0-2	0-2	1-0	0-1	1-1	0-1	2-1
1992		1-1	1-0		2-0		0-1		1-1	2-0	1-0	1-0	0-1	1-1	1-0	1-1
1991		1-0	0-1	0-1	2-0		0-2			0-1	0-1	1-0	0-1		1-1	2-0
1990		1-0	1-1		0-2					0-2	0-1	1-0			1-2	1-1
1989							1-0			1-0	1-0	1-0	0-1	0-1		
1988					0-1					0-1	0-1	0-1	1-0		1-0	1-1
1987				0-1	0-1						1-0	2-0	0-1			
1986																
1985											1-0				0-1	
1984				0-1	1-0											
1983										1-0						
1982																
1981																
1980											0-1					
1979																
1978					1-0					0-2			1-0		0-1	

### SUNDAY NIGHT FOOTBALL ALL-TIME STANDINGS

#### AMERICAN FOOTBALL CONFERENCE

East					South				
	W	L	T	Pct.		W	L	T	Pct.
Miami	19	9	0	.679	Tennessee	12	11	0	.522
New England	32	23	0	.582	Indianapolis	23	25	0	.479
Buffalo	13	10	0	.565	Jacksonville	5	6	0	.455
N.Y. Jets	10	13	0	.435	Houston	5	8	0	.385
North					West				
	W	L	T	Pct.		W	L	T	Pct.
Baltimore	17	13	0	.567	Kansas City	19	14	0	.576
Pittsburgh	30	25	0	.545	Denver	27	24	0	.529
Cincinnati	3	16	0	.158	Las Vegas	20	22	0	.476
Cleveland	2	11	0	.154	L.A. Chargers	17	20	0	.459



## SUNDAY NIGHT FOOTBALL

### SUNDAY NIGHT WON-LOST RECORDS, 1978-2021

#### NATIONAL FOOTBALL CONFERENCE

	Ariz.	Atl.	Car.	Chi.	Dall.	Det.	G.B.	L.A.R.	Minn.	N.O.	N.Y.G.	Phil.	S.F.	Sea.	T.B.	Wash.
Total	11-15-1	11-10	6-10	18-28	37-36	6-13	33-16	15-16	20-22	23-15	22-31-1	26-23	17-18	27-17-1	7-14	19-18-1
2021				0-2	2-0		3-0	1-1	0-2	1-0			0-2	0-1	1-1	0-1
2020	1-0			0-1	0-2		3-0	1-1	0-1	1-1	0-1	2-1	1-1	2-1	0-1	1-0
2019		1-0		0-2	1-2		1-1	3-0	1-0	1-0		0-2	2-0	0-2		
2018				2-1	2-1	1-0	1-2	0-2	1-2	1-0	0-1	1-1	0-1	2-0		
2017		1-1			2-1	0-1	0-2				1-1	1-1		2-0		1-0
2016	0-1-1		0-1	0-1	3-1	0-1	2-2		1-0		1-1	0-1		2-0-1	0-1	1-0
2015	3-0		1-0		1-2	0-1	1-2		2-0	1-0	1-2	1-2	0-1	0-2		
2014	0-1		0-1	1-1	3-0		1-1			1-1	0-2	1-1	0-2	1-0		
2013		0-1	0-1	1-1	2-2		1-0		0-1	2-0	1-1	2-0	1-1	1-0		0-2
2012		1-0		0-1	1-2	0-2	2-1			1-1	1-1	1-1	2-1	1-0		1-0
2011		1-1		1-1	0-4	0-1	2-0		0-1	2-0	2-1	2-1				
2010				0-1	0-3		2-1	0-1	0-1	1-0	1-2	3-0	0-1	1-0		1-1
2009	2-1	1-0	1-0	0-3	2-1		1-0		0-2		1-2	2-1				0-1
2008			0-1	2-1	3-0		0-1		1-0		2-1	0-2		0-1	1-0	0-2
2007				1-1	3-0		0-1		0-1	1-0	1-2	0-3		0-1		2-0
2006			0-1	2-1	2-1		1-0			1-0	0-2	0-1		1-1		0-1
2005	1-0	0-1		1-0	0-1	0-1	1-0	1-0	0-1	1-0	0-1	0-1	0-1	1-0		1-0
2004				1-0	0-1		1-0	1-0	1-0	0-1	1-0	1-0	0-2		0-1	0-2
2003		1-0	0-1	0-1	0-1		1-0	1-0	1-1	1-1	0-1		0-1	1-0	0-1	0-1
2002	0-1	1-0		0-1	0-1		1-0	1-0	0-2	1-0	1-0			1-0	1-1	1-0
2001	0-1		0-1	1-0	0-1		1-0	0-1	0-2			2-0	2-0	1-1	0-1	1-0
2000	1-1	0-1	1-0	0-2	0-2		1-0	0-1	1-0		2-1	1-0				1-0
1999	0-2	0-1	1-0		0-1	1-0	1-0		0-1	0-1	0-1		0-1	2-0	0-2	2-0
1998	1-0	1-0	0-1	0-2	1-0	1-0			2-0	0-1	0-1	0-1	1-0	0-2	0-1	0-1
1997	1-0	0-1	1-1	1-1	0-1	0-2	1-0	0-1	1-0	1-0	0-0-1	0-1	0-1	1-0	1-0	1-0-1
1996	0-1	0-1	1-0			0-1	1-0	0-1	2-0	0-1	0-2	1-0	1-0	0-1	0-1	1-0
1995	0-1		0-1		1-0		1-1		0-1	1-0	1-0	2-0	1-0	1-0	1-0	0-1
1994	1-1	0-2		1-0		1-1		0-1		1-0	1-0	1-0	1-0	0-1	0-1	0-1
1993	0-1			1-0	1-0	1-0	2-0		1-2	1-0	0-1	1-0	1-0	0-1	1-0	1-0
1992	0-1			0-1			1-0	1-1		1-1	1-1	1-0	1-0	0-1	0-1	0-1
1991	0-1	1-0			1-0	0-1		0-2	1-1	1-1	0-1			1-1	0-1	2-0
1990	0-1	1-0		1-1	0-1	1-1	0-1	0-1	2-0		1-0	0-2	1-0	2-0	1-0	1-0
1989				0-1	1-0			1-0	1-0	0-1				1-0		0-1
1988					0-1		1-0	1-0	0-1	1-0			0-1	1-0		0-1
1987				1-0	0-1		0-1	0-1			1-0		2-0	1-0		0-1
1986					0-1		1-0									
1985					1-0						0-1					
1984					1-0					0-1						
1983					0-1											
1982		1-0											0-1			
1981					1-0			0-1								
1980					1-0											
1979					1-0			0-1								
1978							1-0									

### SUNDAY NIGHT FOOTBALL ALL-TIME STANDINGS

#### NATIONAL FOOTBALL CONFERENCE

East	W	L	T	Pct.	South	W	L	T	Pct.
Philadelphia	26	23	0	.531	New Orleans	23	15	0	.605
Washington	19	18	1	.513	Atlanta	11	10	0	.524
Dallas	37	36	0	.507	Carolina	6	10	0	.375
N.Y. Giants	22	31	1	.417	Tampa Bay	7	14	0	.333
North	W	L	T	Pct.	West	W	L	T	Pct.
Green Bay	33	16	0	.673	Seattle	27	17	1	.611
Minnesota	20	22	0	.476	San Francisco	17	18	0	.486
Chicago	18	28	0	.391	L.A. Rams	15	16	0	.484
Detroit	6	13	0	.316	Arizona	11	15	1	.426

## MONDAY NIGHT FOOTBALL

### MONDAY NIGHT WON-LOST RECORDS, 1970-2021

#### AMERICAN FOOTBALL CONFERENCE

	Balt.	Buff.	Cin.	Clev.	Den.	Hou.	Ind.	Jax.	K.C.	L.V.	L.A.C.	Mia.	N.E.	N.Y.J.	Pitt.	Tenn.
Total	15-13	19-28	12-25	16-18	32-42-1	5-9	23-19	8-7	29-19	42-30-1	23-25	43-43	28-26	22-34	51-25	25-18
2021	1-1	0-2		0-1			0-1		1-0	1-1	1-0	1-0	1-0		2-0	1-0
2020	1-1	2-0	1-0	0-1	0-1				1-0	1-0	0-1		1-1	0-1	1-1	1-0
2019	1-0		0-1	1-1	0-1	0-1	0-1		1-0	1-0	0-1	0-1	1-0	0-2	2-0	
2018		0-1			0-2	1-0			1-1	1-1			1-0	1-0	1-0	1-1
2017	1-0		0-1		1-1	0-1	0-1		2-0	0-1	0-1	1-1	0-1		1-0	1-0
2016	0-1	0-1	0-1		1-0	0-2	1-0			1-0			1-0	0-2	1-0	
2015	1-1	0-1	0-2	0-1	1-0	1-0	0-2		0-1		0-2	0-1	1-0	1-0	1-0	
2014	1-0		1-0		0-1	0-1	1-1		1-0		0-1	1-0	0-1	0-2	2-0	0-1
2013	1-0		1-0		1-0	1-0	0-1			0-1	1-1	0-2	0-1	1-0	0-1	
2012	1-0		0-1		1-1	1-1			0-1	0-1	1-1		1-0	0-2	1-0	1-0
2011	0-1				0-1		0-1	1-1	1-1	1-0	1-1	0-2	2-0	1-0	0-1	
2010	2-0		0-1		0-1	0-2	1-0	0-1	1-0		1-1	0-1	2-0	1-2	1-0	1-0
2009	1-1	0-1		0-1	1-1	0-1	1-0			0-1	1-1	1-1	1-1	0-1	1-0	1-0
2008	0-1	0-1		2-1	1-1	1-0	0-1	0-1		0-1	1-0		1-0	0-1	2-0	1-0
2007	0-3	0-1	1-1		1-2		1-0	0-1			1-0	0-1	2-0		2-0	1-1
2006	0-1		0-1		1-0		1-0	2-0	0-1	0-2	1-0	0-1	1-0	1-0	0-1	
2005	1-1				1-0		3-0		0-1		0-1		1-1	0-2	2-1	
2004	0-1		1-0		0-1		1-0	2-1				1-1	1-1	1-0		1-1
2003				0-1	1-1		1-0		1-0	0-3	0-1	1-1	1-0	1-0	0-1	0-1
2002	1-0				0-2		0-1			2-0		1-1	1-1	0-1	2-1	1-0
2001	2-0				1-1		0-1	0-1		1-0		1-0	1-0	0-1	1-0	0-2
2000		0-1			1-1		2-0	0-2	1-1	0-1		0-1	1-1	2-0		3-0
1999		1-0			1-2			2-0		0-1		1-2	0-1	2-1	1-0	
1998					2-1			2-0	0-2			1-2	1-2	1-0	2-1	
1997		1-1			2-1		0-1	1-0	2-0	0-2		1-2	1-2		0-2	
1996		0-2			1-0		1-0		0-2	2-1	1-1	1-2			3-0	
1995		1-1		0-2	1-0				1-1	0-2	1-1	2-1	1-0		1-1	
1994		1-1			0-2				1-1	1-1	0-1	1-0			2-0	0-3
1993		2-1		1-0	0-2		0-1		2-0	1-0	2-0	1-2			3-0	0-1
1992		2-0	0-1		0-2				1-0	0-2		2-1		0-1	1-0	1-0
1991		2-1	0-2						2-1	0-2		1-1		0-1	0-1	1-1
1990		1-1	1-1	1-1	1-1		0-1		0-1	2-0		0-1		0-1	1-0	1-0
1989		1-2	1-2	1-1	2-0					1-0				0-1		1-0
1988		2-0		1-2	0-2		1-1			1-1		1-1		0-1		1-0
1987				1-0	2-1					1-1		1-1	1-1	2-1		
1986			1-0	1-0	1-1					0-1	0-1	1-2	1-0	1-1	0-2	
1985			1-0	1-0	1-0					2-0	0-1	2-1	0-1	1-0	0-2	
1984		0-1	0-1		1-0					2-1	1-2	3-0		0-1	1-1	
1983		0-1	0-2						0-1	1-0	1-1	1-1		2-0	1-0	
1982		0-1	0-1							1-0	1-1	1-1		1-0	1-0	0-1
1981		1-1		0-1	1-0					2-1	2-1	1-1	0-1		1-1	0-1
1980				1-1	1-2					3-0	1-0	1-1	1-2	1-0	0-2	2-0
1979				1-0	0-2					2-0	1-0	0-2	0-2	1-1	2-1	2-0
1978			1-2		1-1		2-1			1-0	1-0	2-1	0-2		1-1	2-0
1977		0-1	0-1	1-0			1-1		0-1	2-0		1-0	0-1		2-0	
1976		0-2	1-1				2-0			0-1	2-0	1-1	1-0	0-1	0-1	0-1
1975		0-2	1-0		1-1				1-0	2-0	1-0	1-1	0-1	0-1	1-0	0-1
1974		1-0	0-1		0-2				1-0	0-1		2-0		0-1	2-0	
1973		1-0			0-0-1				1-1	0-0-1		2-0		0-1	1-1	
1972				1-0			1-0		1-0	2-0	0-1	1-0	0-1	0-1		0-1
1971				0-1			1-1		2-0	1-0	1-0	1-0		0-1	0-1	
1970			0-1	2-0			1-1		1-0	1-0	0-1	1-0		0-1	1-0	0-1

### MONDAY NIGHT FOOTBALL ALL-TIME STANDINGS

#### AMERICAN FOOTBALL CONFERENCE

East					South				
	W	L	T	Pct.		W	L	T	Pct.
New England	28	26	0	.519	Tennessee	25	18	0	.581
Miami	43	43	0	.500	Indianapolis	23	19	0	.548
Buffalo	19	28	0	.404	Jacksonville	8	7	0	.533
N.Y. Jets	22	34	0	.393	Houston	5	9	0	.357
North					West				
	W	L	T	Pct.		W	L	T	Pct.
Pittsburgh	51	25	0	.671	Kansas City	29	19	0	.604
Baltimore	15	13	0	.536	Las Vegas	42	30	1	.582
Cleveland	16	18	0	.471	L.A. Chargers	23	25	0	.479
Cincinnati	12	25	0	.324	Denver	32	42	1	.433

## MONDAY NIGHT FOOTBALL

### MONDAY NIGHT WON-LOST RECORDS, 1970-2021

#### NATIONAL FOOTBALL CONFERENCE

	Ariz.	Atl.	Car.	Chi.	Dall.	Det.	G.B.	L.A.R.	Minn.	N.O.	N.Y.G.	Phil.	S.F.	Sea.	T.B.	Wash.
Total	10-17-1	15-28	10-7	32-42	48-35	16-20-1	36-32-1	31-34	31-34	24-24	25-45-1	36-29	50-29	27-12	13-12	29-45
2021	0-1			0-2	1-0	0-1	1-0	1-1	1-0	1-1	0-2	0-1	1-0	0-2	1-0	1-0
2020	1-0	0-1		0-2	0-1		1-0	2-0	1-0	1-1	0-2	0-1	0-1	1-0	1-1	
2019				1-0	1-0	0-1	2-0	0-1	0-2	2-0	0-2	1-0	1-1	2-0		0-1
2018		1-0	0-1	1-0	0-1	0-1	1-0	2-0	0-1	2-0	1-1	1-0	0-2	1-1	0-1	0-2
2017	0-1	2-0	1-0	0-1	1-0	2-0	0-1		2-0	0-1	0-1	2-0		0-1	0-1	0-2
2016	1-0	1-0	1-1	1-1	1-0	0-1	1-0	0-1	1-1	0-1	1-1	1-1	1-0	1-0	1-0	0-2
2015	1-0	1-0	1-0	1-0	1-0	1-1	1-0		0-1	0-1	1-1	1-1	1-0	1-0		0-1
2014	1-0	0-1	0-1	1-1	0-1	1-0	1-0	0-1		1-1	0-2	2-0	1-0	1-0		1-1
2013		0-2	1-0	2-0	0-1	0-1	0-1	0-1	0-1	1-1	1-0	1-0	2-0	2-0	1-0	0-2
2012	0-1	1-0	1-0	2-1	0-1	0-1	0-1			1-0	0-1	0-2	2-0	1-0		1-0
2011		0-1		1-1	1-0	1-0	1-0	0-2	0-1	2-0	1-1	0-1	1-0	1-0	1-0	0-1
2010	0-1	0-1		2-0	0-1		0-1		0-2	2-0	1-0	1-0	1-1			0-1
2009	0-1	0-1	0-1	1-0	1-0		1-1		1-1	2-0	1-0	1-0	1-0			0-2
2008	1-0		1-0	1-0	1-0		1-2		1-1	1-1	0-1	1-1	0-1		0-1	0-1
2007	0-1	0-2		0-1	1-0		1-0		1-0	1-1	1-0	0-1	1-1	1-0		1-0
2006	0-1	0-1	1-1	2-0	0-1		0-2	0-1	1-1	1-0	1-1	2-0		2-0	0-1	0-1
2005		3-0	1-0		1-1		0-3	0-1	1-0	0-2	1-0	0-3		1-0		1-0
2004			0-1		2-1		2-1	2-1	0-2			2-1			0-1	0-1
2003		0-1		0-1	1-0		2-1	2-0			0-2	2-1	1-0		2-1	
2002				0-3			2-0	2-1			0-1	3-0	1-2	0-1	1-1	0-1
2001					1-0	0-1	2-0	2-1	1-1	0-1	0-3	1-0	1-0		1-0	0-2
2000			1-0		1-1		1-1	1-2	1-1					0-1	1-1	1-2
1999	0-1	1-2			1-2		1-2		2-1		1-0		1-2	1-0	1-0	
1998					2-0	1-1	0-3		1-0		0-2	0-1	3-0		1-1	0-1
1997			1-1	1-1	1-2		3-0		0-1			0-2	3-0			1-0
1996		0-1		2-0	2-1	0-2	2-1		0-1			0-2	2-1			
1995	0-1			1-2	3-0	2-0	1-0		0-2		0-1	0-1	2-1			
1994				0-2	2-1	1-0	1-0		2-0	0-2	1-2	2-0	2-1			
1993		0-1		0-1	1-1		0-1		1-0	0-2	1-0	1-1	1-2			1-2
1992		0-2		0-3	2-1	0-1			1-0	1-0	1-0	1-0	2-0	1-0		1-2
1991				2-1	0-1			0-1	0-1	1-0	2-1	2-1	2-1			2-0
1990						0-1		0-3	0-1	1-1	1-1	2-0	3-0	1-0		0-1
1989				1-1				0-2	1-1	1-1	2-1	0-2	3-0	1-0		0-2
1988	0-1			1-2	1-1			1-0	1-0	1-0	1-1	1-0	1-1	1-0		0-2
1987				1-2	2-1			1-2	1-0		0-3		2-0	0-2		1-1
1986	0-1			2-1	2-0	0-1	0-1	1-0			2-1		0-2	2-0		1-1
1985	1-1			1-1	1-1		0-1	2-1			0-1		1-2	0-2		2-1
1984		0-2		0-1	1-1	0-1	0-1	1-1		1-0	0-1		2-0	2-0		1-1
1983	0-0-1	0-1			1-1	2-0	2-1	1-0	0-1	0-1	1-1-1		1-0		0-1	1-2
1982					1-2	0-1	1-0		1-0		0-1				1-0	
1981		1-2		0-2	2-0	1-0		2-0	0-3			1-1		1-0		
1980				1-1	1-1			2-0		0-1	0-1	1-0		0-1	0-1	0-2
1979		1-2			0-2		1-0	1-0	0-1	0-1	0-1	1-1		2-0		1-0
1978		1-0		0-3	1-1			0-2	2-0				0-1			1-1
1977	2-0			1-0	1-1		0-1	1-1	0-1		0-1		0-2			1-1
1976	0-1				1-0			0-2	1-1			0-1	2-0			2-0
1975	0-1			0-1	1-1	0-1	0-1	1-0	1-0		1-0	0-1				1-0
1974	0-1	0-1		1-0	0-1	1-0	0-1	1-1	1-0	0-1		1-0	0-2			2-0
1973		1-1		0-1	1-1	1-0	1-1	1-0	0-1	0-1		0-1	1-0			1-1
1972	0-1	0-1		1-0	1-0	0-2	1-0	1-0	0-2	0-1	1-0	0-1	0-1			2-0
1971	1-1	1-0		0-1	1-0	0-1-1	0-1-1	0-2	2-0		0-1		0-1			1-0
1970	1-0	0-1		0-1	0-1	2-0	1-1	0-2	1-0		0-1	1-0				0-1

### MONDAY NIGHT FOOTBALL ALL-TIME STANDINGS

#### NATIONAL FOOTBALL CONFERENCE

*\*From 1970-71, tie games were not included in winning percentage.*

East					South				
	W	L	T	Pct.		W	L	T	Pct.
Dallas	48	35	0	.578	Carolina	10	7	0	.588
Philadelphia	36	29	0	.554	Tampa Bay	13	12	0	.520
Washington	29	45	0	.392	New Orleans	24	24	0	.500
N.Y. Giants	25	45	1	.359	Atlanta	15	28	0	.349
North					West				
	W	L	T	Pct.		W	L	T	Pct.
Green Bay	36	32	*1	.529	Seattle	27	12	0	.692
Minnesota	31	34	0	.477	San Francisco	50	29	0	.633
Detroit	16	20	*1	.444	L.A. Rams	31	34	0	.477
Chicago	32	42	0	.432	Arizona	10	17	1	.375

## MONDAY NIGHT RECORDS

Compiled by Elias Sports Bureau

\*NFL record: *Does not include games rescheduled to Monday*

### SCORING

#### TOUCHDOWNS

##### Most Touchdowns, Career

- 36 Jerry Rice, San Francisco, 1985-2000;  
Oak. Raiders, 2001-04; Seattle, 2004
- 24 Emmitt Smith, Dal. Cowboys, 1990-2002; Arizona 2003-04
- 20 Terrell Owens, San Francisco, 1996-2003;  
Philadelphia, 2004-05; Dal. Cowboys, 2006-08;  
Buffalo, 2009; Cincinnati, 2010

##### Most Touchdowns, Game

- 4 Ron Johnson, N.Y. Giants at Philadelphia,  
Oct. 2, 1972
- Earl Campbell, Hou. Oilers vs. Miami, Nov. 20, 1978
- Marcus Allen, L.A. Raiders vs. S.D. Chargers,  
Sept. 24, 1984
- Eric Dickerson, Indianapolis vs. Denver,  
Oct. 31, 1988
- Emmitt Smith, Dal. Cowboys at N.Y. Giants, Sept. 4, 1995
- Marshall Faulk, St.L. Rams at Tampa Bay,  
Dec. 18, 2000
- Aaron Jones, Green Bay vs. Detroit, Sept. 20, 2021

### FIELD GOALS

##### Most Field Goals, Career

- 52 Adam Vinatieri, New England, 1996-2005;  
Indianapolis, 2006-19
- 51 Gary Anderson, Pittsburgh, 1982-94; Philadelphia,  
1995-96; San Francisco, 1997;  
Minnesota, 1998-2002; Tennessee, 2003-04
- 50 Jason Elam, Denver, 1993-2007; Atlanta, 2008-09

##### Most Field Goals, Game

- 7 Chris Boniol, Dal. Cowboys vs. Green Bay, Nov. 18, 1996\*
- Billy Cundiff, Dal. Cowboys at N.Y. Giants, Sept. 15, 2003 (OT)\*
- 6 Dan Bailey, Dal. Cowboys vs. Washington, Sept. 26, 2011
- Justin Tucker, Bal. Ravens at Detroit,  
December 16, 2013
- 5 Tim Mazzetti, Atlanta vs. L.A. Rams, Oct. 30, 1978
- Roger Ruzek, Dal. Cowboys at L.A. Rams, Dec. 21, 1987
- Rich Karlis, Minnesota vs. Cincinnati, Dec. 25, 1989
- Nick Lowery, Kansas City vs. Denver, Sept. 20, 1993
- Chris Jacke, Green Bay vs. San Francisco,  
Oct. 14, 1996 (OT)
- Richie Cunningham, Dal. Cowboys vs. Philadelphia,  
Sept. 15, 1997
- Phil Dawson, Cle. Browns vs. Buffalo, Nov. 17, 2008
- Nick Folk, N.Y. Jets vs. Minnesota, Oct. 11, 2010
- Nate Kaeding, S.D. Chargers at Oak. Raiders, Sept. 10, 2012
- Ryan Succop, Tennessee vs. Indianapolis,  
Oct. 16, 2017
- Harrison Butker, Kansas City vs. Denver,  
Oct. 30, 2017
- Matt Prater, Detroit at Green Bay, Oct. 14, 2019

### RUSHING

#### YARDS GAINED

##### Most Yards Gained, Career

- 2,434 Emmitt Smith, Dal. Cowboys, 1990-2002; Arizona, 2003-04
- 1,897 Tony Dorsett, Dal. Cowboys, 1977-87; Denver, 1988
- 1,769 Thurman Thomas, Buffalo, 1988-99; Miami, 2000

##### Most Yards Gained, Game

- 221 Bo Jackson, L.A. Raiders at Seattle, Nov. 30, 1987
- 216 Ricky Williams, Miami vs. Chi. Bears, Dec. 9, 2002
- 214 Thurman Thomas, Buffalo at N.Y. Jets,  
Sept. 24, 1990

##### Longest Run From Scrimmage, Game (all TDs)

- 99 Tony Dorsett, Dal. Cowboys at Minnesota, Jan. 3, 1983\*
- 97 Lamar Miller, Hou. Texans vs. Tennessee,  
Nov. 26, 201
- 94 Chris Johnson, Tennessee vs. N.Y. Jets,  
Dec. 17, 2012

### TOUCHDOWNS

##### Most Rushing Touchdowns, Career

- 23 Emmitt Smith, Dal. Cowboys, 1990-2002; Arizona, 2003-04

- 17 Marcus Allen, L.A. Raiders, 1982-92;  
Kansas City, 1993-97
- 14 Eric Dickerson, L.A. Rams, 1983-87; Indianapolis,  
1987-91; L.A. Raiders, 1992; Atlanta, 1993

##### Most Rushing Touchdowns, Game

- 4 Earl Campbell, Hou. Oilers vs. Miami, Nov. 20, 1978
- Eric Dickerson, Indianapolis vs. Denver, Oct. 31, 1988
- Emmitt Smith, Dal. Cowboys at N.Y. Giants, Sept. 4, 1995

### PASSING

#### YARDS GAINED

##### Most Yards Gained, Career

- 9,654 Dan Marino, Miami, 1983-99
- 9,068 Brett Favre, Atlanta, 1991; Green Bay, 1992-2007;  
N.Y. Jets, 2008; Minnesota, 2009-10
- 8,193 Drew Brees, S.D. Chargers, 2001-05;  
New Orleans, 2006-20

##### Most Yards Gained, Game

- 517 Tom Brady, New England vs. Miami, Sept. 12, 2011
- 478 Patrick Mahomes, Kansas City at L.A. Rams,  
Nov. 19, 2018
- 458 Joe Montana, San Francisco at L.A. Rams,  
Dec. 11, 1989

##### Longest Pass Play

- 99 Brett Favre to Robert Brooks, Green Bay at  
Chi. Bears, Sept. 11, 1995 (TD)\*
- Tom Brady to Wes Welker, New England vs. Miami,  
Sept. 12, 2011\*
- 97 Bernie Kosar to Webster Slaughter, Cle. Browns vs.  
Chi. Bears, Oct. 23, 1989 (TD)
- 95 Joe Montana to John Taylor, San Francisco at  
L.A. Rams, Dec. 11, 1989 (TD)

### TOUCHDOWNS

##### Most Touchdown Passes, Career

- 74 Dan Marino, Miami, 1983-99
- 69 Brett Favre, Atlanta, 1991; Green Bay, 1992-2007;  
N.Y. Jets, 2008; Minnesota, 2009-10
- 58 Drew Brees, S.D. Chargers, 2001-05;  
New Orleans, 2006-20

##### Most Touchdown Passes, Game

- 6 Patrick Mahomes, Kansas City at L.A. Rams,  
Nov. 19, 2018
- 5 Dave Krieg, Seattle vs. L.A. Raiders, Nov. 28, 1988
- Jim Kelly, Buffalo vs. Cincinnati, Oct. 21, 1991
- Vinny Testaverde, N.Y. Jets vs. Miami, Oct. 23, 2000 (OT)
- Ben Roethlisberger, Pittsburgh vs. Bal. Ravens,  
Nov. 5, 2007
- Drew Brees, New Orleans vs. New England,  
Nov. 30, 2009
- Aaron Rodgers, Green Bay vs. Kansas City,  
Sept. 28, 2015
- Lamar Jackson, Bal. Ravens at L.A. Rams,  
Nov. 25, 2019

### RECEIVING

#### PASS RECEPTIONS

##### Most Pass Receptions, Career

- 254 Jerry Rice, San Francisco, 1985-2000;  
Oak. Raiders, 2001-04; Seattle, 2004
- 124 Andre Reed, Buffalo, 1985-99; Washington, 2000
- 123 Cris Carter, Philadelphia, 1987-89; Minnesota,  
1990-2001; Miami, 2002

##### Most Pass Receptions, Game

- 14 Herman Moore, Detroit vs. Chi. Bears, Dec. 4, 1995
- Jerry Rice, San Francisco vs. Minnesota, Dec. 18, 1995
- 13 Andre Reed, Buffalo vs. Denver, Sept. 18, 1989
- Terrell Owens, San Francisco vs. Philadelphia,  
Nov. 25, 2002
- Darren McFadden, Oak. Raiders vs. S.D. Chargers,  
Sept. 10, 2012
- Jason Witten, Dal. Cowboys vs. Chi. Bears, Oct. 1, 2012
- Larry Fitzgerald, Arizona vs. Dal. Cowboys, Sept. 25, 2017
- Davante Adams, Green Bay at Minnesota,  
Dec. 23, 2019
- Cooper Kupp, L.A. Rams at Arizona, Dec. 13, 2021

## MONDAY NIGHT RECORDS

## YARDS GAINED

## Most Yards Gained, Career

- 4,029 Jerry Rice, San Francisco, 1985-2000:  
Oak. Raiders, 2001-04; Seattle, 2004
- 1,783 Andre Reed, Buffalo, 1985-99; Washington, 2000
- 1,697 Terrell Owens, San Francisco, 1996-2003;  
Philadelphia, 2004-05; Dal. Cowboys, 2006-08;  
Buffalo, 2009; Cincinnati, 2010

## Most Yards Gained, Game

- 289 Jerry Rice, San Francisco vs. Minnesota,  
Dec. 18, 1995
- 286 John Taylor, San Francisco at L.A. Rams,  
Dec. 11, 1989
- 260 Wes Chandler, S.D. Chargers vs. Cincinnati,  
Dec. 20, 1982

## TOUCHDOWNS

## Most Receiving Touchdowns, Career

- 34 Jerry Rice, San Francisco, 1985-2000:  
Oak. Raiders, 2001-04; Seattle, 2004
- 20 Terrell Owens, San Francisco, 1996-2003;  
Philadelphia, 2004-05; Dal. Cowboys, 2006-08;  
Buffalo, 2009; Cincinnati, 2010
- 18 Randy Moss, Minnesota, 1998-2004:  
Oak. Raiders, 2005-06; New England, 2007-10;  
Minnesota, 2010; Tennessee, 2010;  
San Francisco, 2012

## Most Receiving Touchdowns, Game

- 3 Ron Johnson, N.Y. Giants at Philadelphia,  
Oct. 2, 1972
- Wesley Walker, N.Y. Jets at Detroit, Dec. 6, 1982
- Steve Largent, Seattle at San Diego, Oct. 29, 1984
- Mark Clayton, Miami vs. Dal. Cowboys, Dec. 17, 1984
- Jerry Rice, San Francisco vs. Chi. Bears,  
Dec. 14, 1987
- Jerry Rice, San Francisco vs. Minnesota,  
Dec. 18, 1995
- Lamar Thomas, Miami vs. Denver, Dec. 21, 1998
- Ed McCaffrey, Denver vs. Miami, Sept. 13, 1999
- Randy Moss, Minnesota vs. N.Y. Giants,  
Nov. 19, 2001
- Isaac Bruce, St.L. Rams at New Orleans,  
Dec. 17, 2001
- Terrell Owens, Philadelphia at Dal. Cowboys, Nov. 15, 2004
- Drew Bennett, Tennessee vs. Kansas City,  
Dec. 13, 2004
- Marvin Harrison, Indianapolis vs. Cincinnati,  
Dec. 18, 2006
- Randall Cobb, Green Bay vs. Kansas City,  
Sept. 28, 2015
- Dwayne Allen, Indianapolis vs. N.Y. Jets, Dec. 5, 2016
- Taylor Gabriel, Chi. Bears at Washington,  
Sept. 23, 2019
- Robert Tonyan, Green Bay vs. Atlanta, Oct. 5, 2020
- Stefon Diggs, Buffalo at New England, Dec. 28, 2020
- Aaron Jones, Green Bay vs. Detroit, Sept. 20, 2021

## YARDS FROM SCRIMMAGE

## Most Scrimmage Yards, Career

- 4,116 Jerry Rice, San Francisco, 1985-2000:  
Oak. Raiders, 2001-04; Seattle, 2004
- 2,836 Emmitt Smith, Dal. Cowboys, 1990-2002; Arizona, 2003-04
- 2,567 Tony Dorsett, Dal. Cowboys, 1977-87; Denver, 1988

## INTERCEPTIONS BY

## Most Interceptions, Career

- 11 Everson Walls, Dal. Cowboys, 1981-89; N.Y. Giants,  
1990-92; Cle. Browns, 1992-93
- 9 Merton Hanks, San Francisco, 1991-98;  
Seattle, 1999
- 8 Emmitt Thomas, Kansas City, 1966-78
- Darren Sharper, Green Bay, 1997-2004; Minnesota,  
2005-08; New Orleans, 2009-10

## Most Interceptions, Game

- 4 Dick Anderson, Miami vs. Pittsburgh, Dec. 3, 1973\*

- 3 Johnny Robinson, Kansas City at Bal. Colts,  
Sept. 28, 1970
- Charlie Babb, Miami vs. Oak. Raiders, Sept. 22, 1975
- Charles Phillips, Oak. Raiders vs. Denver, Dec. 8, 1975
- Mark Murphy, Washington at S.D. Chargers,  
Oct. 31, 1983
- Ken Easley, Seattle at S.D. Chargers, Oct. 29, 1984
- Dwayne Harper, S.D. Chargers vs. Oak. Raiders,  
Nov. 27, 1995
- Marcus Coleman, N.Y. Jets vs. Miami,  
Oct. 23, 2000 (OT)
- Keith Bulluck, Tennessee vs. New Orleans,  
Sept. 24, 2007

## Longest Interception Return (all TDs)

- 102 Eddie Anderson, L.A. Raiders at Miami,  
Dec. 14, 1992
- 101 Lito Sheppard, Philadelphia at Dal. Cowboys, Nov. 15, 2004
- 100 Darrelle Revis, N.Y. Jets vs. Miami, Oct. 17, 2011

## SACKS

## Most Sacks, Career

- 24.5 Bruce Smith, Buffalo, 1985-99; Washington,  
2000-03
- 20.0 Richard Dent, Chi. Bears, 1983-93, 1995;  
San Francisco, 1994; Indianapolis, 1996;  
Philadelphia, 1997
- 18.0 Kevin Greene, L.A. Rams, 1985-92; Pittsburgh,  
1993-95; Carolina, 1996, 1998-99;  
San Francisco, 1997

## PUNTING

## Highest Punt Average, Career (Minimum: 25 Punts)

- 48.03 Shane Lechler, Oak. Raiders, 2000-12;  
Hou. Texans, 2013-17
- 47.56 Sam Martin, Detroit, 2013-19; Denver, 2020-21
- 47.05 Mike Scifres, S.D. Chargers, 2003-15

## Longest Punt

- 90 Rodney Williams, N.Y. Giants at Denver,  
Sept. 10, 2001
- 83 Bryan Barker, Jacksonville vs. N.Y. Jets, Oct. 11, 1999
- 77 Shane Lechler, Oak. Raiders vs. Denver, Sept. 12, 2011

## PUNT RETURNS

## Longest Punt Return

- 99 Dwayne Harris, Oak. Raiders vs. Denver,  
Dec. 24, 2018 (TD)
- 95 John Taylor, San Francisco vs. Washington,  
Nov. 21, 1988 (TD)
- 94 Dennis McKinnon, Chi. Bears vs. N.Y. Giants,  
Sept. 14, 1987 (TD)
- Dexter McCluster, Kansas City vs. S.D. Chargers,  
Sept. 13, 2010 (TD)

## KICKOFF RETURNS

## Longest Kickoff Return (all TDs)

- 105 Terry Fair, Detroit vs. Tampa Bay, Sept. 28, 1998
- 104 Allen Rossum, San Francisco vs. Arizona,  
Nov. 10, 2008
- Cordarrelle Patterson, Chi. Bears vs. Minnesota,  
Nov. 16, 2020
- 103 Terrence McGee, Buffalo vs. Dal. Cowboys, Oct. 8, 2007
- Brandon Tate, New England at Miami, Oct. 4, 2010
- David Reed, Bal. Ravens at Hou. Texans,  
Dec. 13, 2010

## FUMBLES

## Longest Fumble Return (all TDs)

- 99 Don Griffin, San Francisco vs. Chi. Bears,  
Dec. 23, 1991
- 96 Joe Lavender, Philadelphia vs. Dal. Cowboys, Sept. 23, 1974
- 93 Adam Archuleta, St.L. Rams vs. Tampa Bay,  
Oct. 18, 2004 (TD)

## INTERNATIONAL GAMES

## NFL INTERNATIONAL GAMES (99)

## REGULAR-SEASON GAMES (40)

Date	Site	Stadium	Teams
Oct. 2, 2005	Mexico City, Mexico	Estadio Azteca	Arizona 31, San Francisco 14
Oct. 28, 2007	London, England	Wembley Stadium	New York Giants 13, Miami 10
Oct. 26, 2008	London, England	Wembley Stadium	New Orleans 37, San Diego Chargers 32
Dec. 7, 2008	Toronto, Canada	Rogers Centre	Miami 16, Buffalo 3
Oct. 25, 2009	London, England	Wembley Stadium	New England 35, Tampa Bay 7
Dec. 3, 2009	Toronto, Canada	Rogers Centre	New York Jets 19, Buffalo 13
Oct. 31, 2010	London, England	Wembley Stadium	San Francisco 24, Denver 16
Nov. 7, 2010	Toronto, Canada	Rogers Centre	Chicago Bears 22, Buffalo 19
Oct. 23, 2011	London, England	Wembley Stadium	Chicago Bears 24, Tampa Bay 18
Oct. 30, 2011	Toronto, Canada	Rogers Centre	Buffalo 23, Washington 0
Oct. 28, 2012	London, England	Wembley Stadium	New England 45, St. Louis Rams 7
Dec. 16, 2012	Toronto, Canada	Rogers Centre	Seattle 50, Buffalo 17
Sept. 29, 2013	London, England	Wembley Stadium	Minnesota 34, Pittsburgh 27
Oct. 27, 2013	London, England	Wembley Stadium	San Francisco 42, Jacksonville 10
Dec. 1, 2013	Toronto, Canada	Rogers Centre	Atlanta 34, Buffalo 31 (OT)
Sept. 28, 2014	London, England	Wembley Stadium	Miami 38, Oakland Raiders 14
Oct. 26, 2014	London, England	Wembley Stadium	Detroit 22, Atlanta 21
Nov. 9, 2014	London, England	Wembley Stadium	Dallas Cowboys 31, Jacksonville 17
Oct. 4, 2015	London, England	Wembley Stadium	New York Jets 27, Miami 14
Oct. 25, 2015	London, England	Wembley Stadium	Jacksonville 34, Buffalo 31
Nov. 1, 2015	London, England	Wembley Stadium	Kansas City 45, Detroit 10
Oct. 2, 2016	London, England	Wembley Stadium	Jacksonville 30, Indianapolis 27
Oct. 23, 2016	London, England	Twickenham Stadium	New York Giants 17, Los Angeles Rams 10
Oct. 30, 2016	London, England	Wembley Stadium	Cincinnati 27, Washington 27 (OT-tie)
Nov. 21, 2016	Mexico City, Mexico	Estadio Azteca	Oakland Raiders 27, Houston Texans 20
Sept. 24, 2017	London, England	Wembley Stadium	Jacksonville 44, Baltimore Ravens 7
Oct. 1, 2017	London, England	Wembley Stadium	New Orleans 20, Miami 0
Oct. 22, 2017	London, England	Twickenham Stadium	Los Angeles Rams 33, Arizona 0
Oct. 29, 2017	London, England	Twickenham Stadium	Minnesota 33, Cleveland Browns 16
Nov. 19, 2017	Mexico City, Mexico	Estadio Azteca	New England 33, Oakland Raiders 8
Oct. 14, 2018	London, England	Wembley Stadium	Seattle 27, Oakland Raiders 3
Oct. 21, 2018	London, England	Wembley Stadium	Los Angeles Chargers 20, Tennessee 19
Oct. 28, 2018	London, England	Wembley Stadium	Philadelphia 24, Jacksonville 18
Oct. 6, 2019	London, England	Tottenham Stadium	Oakland Raiders 24, Chicago Bears 21
Oct. 13, 2019	London, England	Tottenham Stadium	Carolina 37, Tampa Bay 26
Oct. 27, 2019	London, England	Wembley Stadium	Los Angeles Rams 24, Cincinnati 10
Nov. 3, 2019	London, England	Wembley Stadium	Houston Texans 26, Jacksonville 3
Nov. 18, 2019	Mexico City, Mexico	Estadio Azteca	Kansas City 24, Los Angeles Chargers 17
Oct. 10, 2021	London, England	Tottenham Stadium	Atlanta 27, New York Jets 20
Oct. 17, 2021	London, England	Tottenham Stadium	Jacksonville 23, Miami 20

## PRESEASON GAMES (59)

Aug. 12, 1950	Ottawa, Canada		New York Giants 27, Ottawa Rough Riders 6
Aug. 11, 1951	Ottawa, Canada		New York Giants 41, Ottawa Rough Riders 18
Aug. 5, 1959	Toronto, Canada		Chicago Cardinals 55, Toronto Argonauts 26
Aug. 3, 1960	Toronto, Canada		Pittsburgh 43, Toronto Argonauts 16
Aug. 15, 1960	Toronto, Canada		Chicago Bears 16, New York Giants 7
Aug. 2, 1961	Toronto, Canada		St. Louis Cardinals 36, Toronto Argonauts 7
Aug. 5, 1961	Montreal, Canada		Chicago Bears 34, Montreal Alouettes 16
Aug. 8, 1961	Hamilton, Canada		Hamilton Tiger-Cats 38, Buffalo 21
Aug. 25, 1969	Montreal, Canada		Detroit 22, Boston Patriots 9
Sept. 11, 1969	Montreal, Canada		Pittsburgh 17, New York Giants 13
Aug. 16, 1976	Tokyo, Japan		St. Louis Cardinals 20, San Diego Chargers 10
Aug. 5, 1978	Mexico City, Mexico		New Orleans 14, Philadelphia 7
Aug. 6, 1983	London, England		Minnesota 28, St. Louis Cardinals 10
* Aug. 3, 1986	London, England		Chicago Bears 17, Dallas Cowboys 6
* Aug. 9, 1987	London, England		Los Angeles Rams 28, Denver 27
* July 31, 1988	London, England		Miami 27, San Francisco 21
Aug. 14, 1988	Goteborg, Sweden		Minnesota 28, Chicago Bears 21
Aug. 18, 1988	Montreal, Canada		New York Jets 11, Cleveland Browns 7
* Aug. 5, 1989	Tokyo, Japan		Los Angeles Rams 16, San Francisco 13 (OT)
* Aug. 6, 1989	London, England		Philadelphia 17, Cleveland Browns 13
* Aug. 4, 1990	Tokyo, Japan		Denver 10, Seattle 7
* Aug. 5, 1990	London, England		New Orleans 17, Los Angeles Raiders 10
* Aug. 9, 1990	Montreal, Canada		Pittsburgh 30, New England 14
* Aug. 11, 1990	Berlin, Germany		Los Angeles Rams 19, Kansas City 3
* July 28, 1991	London, England		Buffalo 17, Philadelphia 13
* Aug. 3, 1991	Berlin, Germany		San Francisco 21, Chicago Bears 7
* Aug. 3, 1991	Tokyo, Japan		Miami 19, Los Angeles Raiders 17
* Aug. 1, 1992	Tokyo, Japan		Houston Oilers 34, Dallas Cowboys 23
* Aug. 15, 1992	Berlin, Germany		Miami 31, Denver 27
* Aug. 16, 1992	London, England		San Francisco 17, Washington 15
* July 31, 1993	Tokyo, Japan		New Orleans 28, Philadelphia 16
* Aug. 1, 1993	Barcelona, Spain		San Francisco 21, Pittsburgh 14
* Aug. 7, 1993	Berlin, Germany		Minnesota 20, Buffalo 6
* Aug. 8, 1993	London, England		Dallas Cowboys 13, Detroit 13 (OT)
* Aug. 14, 1993	Toronto, Canada		Cleveland Browns 12, New England 9
* July 31, 1994	Barcelona, Spain		Los Angeles Raiders 25, Denver 22
* Aug. 6, 1994	Tokyo, Japan		Minnesota 17, Kansas City 9
* Aug. 13, 1994	Berlin, Germany		New York Giants 28, San Diego Chargers 20

## INTERNATIONAL GAMES / NFL OPENING KICKOFF WEEKEND

Date	Site	Teams
* Aug. 15, 1994	Mexico City, Mexico	Houston Oilers 6, Dallas Cowboys 0
* Aug. 5, 1995	Tokyo, Japan	Denver 24, San Francisco 10
* Aug. 12, 1995	Toronto, Canada	Buffalo 9, Dallas Cowboys 7
* July 27, 1996	Tokyo, Japan	San Diego Chargers 20, Pittsburgh 10
* Aug. 5, 1996	Monterrey, Mexico	Kansas City 32, Dallas Cowboys 6
* July 27, 1997	Dublin, Ireland	Pittsburgh 30, Chicago Bears 17
* Aug. 4, 1997	Mexico City, Mexico	Miami 38, Denver 19
* Aug. 16, 1997	Toronto, Canada	Green Bay 35, Buffalo 3
* Aug. 1, 1998	Tokyo, Japan	Green Bay 27, Kansas City 24 (OT)
* Aug. 15, 1998	Vancouver, Canada	San Francisco 24, Seattle 21
* Aug. 17, 1998	Mexico City, Mexico	New England 21, Dallas Cowboys 3
* Aug. 7, 1999	Sydney, Australia	Denver 20, San Diego Chargers 17
* Aug. 5, 2000	Tokyo, Japan	Atlanta 20, Dallas Cowboys 9
* Aug. 19, 2000	Mexico City, Mexico	Indianapolis 24, Pittsburgh 23
* Aug. 27, 2001	Mexico City, Mexico	Dallas Cowboys 21, Oakland Raiders 6
* Aug. 3, 2002	Osaka, Japan	Washington 38, San Francisco 7
* Aug. 2, 2003	Tokyo, Japan	Tampa Bay 30, New York Jets 14
* Aug. 6, 2005	Tokyo, Japan	Atlanta 27, Indianapolis 21
Aug. 14, 2008	Toronto, Canada	Buffalo 24, Pittsburgh 21
Aug. 19, 2010	Toronto, Canada	Buffalo 34, Indianapolis 21
Aug. 22, 2019	Winnipeg, Canada	Oakland Raiders 22, Green Bay 21

## NFL OPENING-KICKOFF GAMES (20)

(Home Team in capitals) The first site listed each year designates location of Thursday Night NFL Kickoff Weekend game; subsequent locations indicate site(s) of NFL Kickoff Weekend concert. The concert was outside the stadium if a secondary location is not listed.

Date	Sites	Teams
Sept. 5, 2002	Giants Stadium (East Rutherford, N.J.) Times Square (New York, N.Y.)	San Francisco 16, N.Y. GIANTS 13
Sept. 4, 2003	FedExField (Landover, Md.) National Mall (Washington, D.C.)	WASHINGTON 16, N.Y. Jets 13
Sept. 9, 2004	Gillette Stadium (Foxborough, Mass.) Metropolitan Park (Jacksonville, Fla.)	NEW ENGLAND 27, Indianapolis 24
Sept. 8, 2005	Gillette Stadium (Foxborough, Mass.) Detroit, Mich.	NEW ENGLAND 30, Oak. Raiders 20
Sept. 7, 2006	Los Angeles Coliseum (Los Angeles, Calif.) Heinz Field (Pittsburgh, Pa.) Miami, Fla.	PITTSBURGH 28, Miami 17
Sept. 6, 2007	RCA Dome (Indianapolis, Ind.)	INDIANAPOLIS 41, New Orleans 10
Sept. 4, 2008	Giants Stadium (East Rutherford, N.J.) Columbus Circle (New York, N.Y.) Heinz Field (Pittsburgh, Pa.)	N.Y. GIANTS 16, Washington 7
Sept. 10, 2009	Point State Park (Pittsburgh, Pa.)	PITTSBURGH 13, Tennessee 10 (OT)
Sept. 9, 2010	Louisiana Superdome (New Orleans, La.) Jackson Square (New Orleans, La.)	NEW ORLEANS 14, Minnesota 9
Sept. 8, 2011	Lambeau Field (Green Bay, Wis.)	GREEN BAY 42, New Orleans 34
Sept. 5, 2012+	MetLife Stadium (East Rutherford, N.J.) Rockefeller Center (New York, N.Y.)	Dal. Cowboys 24, N.Y. GIANTS 17
Sept. 5, 2013	Sports Authority Field at Mile High (Denver, Colo.) Baltimore's Inner Harbor (Baltimore, Md.)	DENVER 49, Bal. Ravens 27
Sept. 4, 2014	CenturyLink Field (Seattle, Wash.)	SEATTLE 36, Green Bay 16
Sept. 10, 2015	Gillette Stadium (Foxborough, Mass.) Pier 35 and Justin Herman Plaza (San Francisco, Calif.)	NEW ENGLAND 28, Pittsburgh 21
Sept. 8, 2016	Sports Authority Field at Mile High (Denver, Colo.) Civic Center Park (Denver, Colo.)	DENVER 21, Carolina 20
Sept. 7, 2017	Gillette Stadium (Foxborough, Mass.) Christopher Columbus Park (Boston, Mass.)	Kansas City 42, NEW ENGLAND 27
Sept. 6, 2018	Lincoln Financial Field (Philadelphia, Pa.)	PHILADELPHIA 18, Atlanta 12
Sept. 5, 2019	Penn's Landing (Philadelphia, Pa.) Soldier Field (Chicago, Ill.) Grant Park (Chicago, Ill.)	Green Bay 10, CHI. BEARS 3
Sept. 10, 2020	Arrowhead Stadium (Kansas City, Mo.) (no concert due to COVID-19 pandemic)	KANSAS CITY 34, Hou. Texans 20
Sept. 9, 2021	Raymond James Stadium (Tampa, Fla.) Julian B. Lane Riverfront Park (Tampa, Fla.)	TAMPA BAY 31, Dal. Cowboys 29

\*American Bowl Game; +Wednesday night

## THANKSGIVING DAY FOOTBALL

### THANKSGIVING DAY FOOTBALL, 1920-2021

*(Home Team in capitals, games listed in chronological order.)*

*(AFL)-American Football League, 1960-69.*

Nov. 25, 1920	AKRON PROS 7, Canton Bulldogs 0 Decatur Staleys 6, CHICAGO TIGERS 0 ELYRIA (OH) ATHLETICS* 0, Columbus Panhandles 0 DAYTON TRIANGLES 28, Detroit Herald's 0 CHICAGO BOOSTERS* 27, Hammond Pros 0 All-Tonawanda (NY) 14, ROCHESTER JEFFERSONS 3 * Non league team. Games between league teams and non league teams counted in standings in 1920.
Nov. 24, 1921	Canton Bulldogs 14, AKRON PROS 0 Buffalo All-Americans 7, CHICAGO STALEYS 6
Nov. 30, 1922	Buffalo All-Americans 21, ROCHESTER JEFFERSONS 0 CHICAGO CARDINALS 6, Chicago Bears 0 RACINE LEGION 3, Milwaukee Badgers 0 Oorang Indians 18, COLUMBUS PANHANDLES 6 CANTON BULLDOGS 14, Akron Pros 0
Nov. 29, 1923	CANTON BULLDOGS 28, Toledo Maroons 0 CHICAGO BEARS 3, Chicago Cardinals 0 GREEN BAY PACKERS 19, Hammond Pros 0 Milwaukee Badgers 16, RACINE LEGION 0 AKRON PROS 2, Buffalo All-Americans 0
Nov. 27, 1924	AKRON PROS 22, Buffalo Bisons 0 Chicago Bears 21, CHICAGO CARDINALS 0 FRANKFORD YELLOWJACKETS 32, Dayton Triangles 7 CLEVELAND BULLDOGS 53, Milwaukee Badgers 10 (at Canton, Ohio) Green Bay Packers 17, KANSAS CITY BLUES 6
Nov. 26, 1925	CHICAGO BEARS 0, Chicago Cardinals 0 Kansas City Cowboys 17, CLEVELAND BULLDOGS 0 (at Hartford, Connecticut) Rock Island Independents 6, DETROIT PANTHERS 3 POTTSVILLE MAROONS 31, Green Bay Packers 0
Nov. 25, 1926	New York Giants 17, BROOKLYN LIONS 0 Los Angeles Buccaneers 9, DETROIT PANTHERS 6 CHICAGO BEARS 0, Chicago Cardinals 0 FRANKFORD YELLOWJACKETS 20, Green Bay Packers 14 POTTSVILLE MAROONS 8, Providence Steam Roller 0 CANTON BULLDOGS 0, Akron Pros 0
Nov. 24, 1927	Chicago Cardinals 3, CHICAGO BEARS 0 POTTSVILLE MAROONS 6, Providence Steam Roller 0 Green Bay Packers 17, FRANKFORD YELLOWJACKETS 9 Cleveland Bulldogs 30, NEW YORK YANKEES 19
Nov. 29, 1928	Providence Steam Roller 7, POTTSVILLE MAROONS 0 DETROIT WOLVERINES 33, Dayton Triangles 0 FRANKFORD YELLOWJACKETS 2, Green Bay Packers 0 CHICAGO BEARS 34, Chicago Cardinals 0
Nov. 28, 1929	New York Giants 21, STATEN ISLAND STAPLETONS 7 FRANKFORD YELLOWJACKETS 0, Green Bay Packers 0 Chicago Cardinals 40, CHICAGO BEARS 6
Nov. 27, 1930	STATEN ISLAND STAPLETONS 7, New York Giants 6 BROOKLYN DODGERS 33, Providence Steam Roller 12 Green Bay Packers 25, FRANKFORD YELLOWJACKETS 7 CHICAGO BEARS 6, Chicago Cardinals 0
Nov. 26, 1931	Green Bay Packers 38, PROVIDENCE STEAM ROLLER 7 STATEN ISLAND STAPLETONS 9, New York Giants 6 CHICAGO BEARS 18, Chicago Cardinals 7
Nov. 24, 1932	CHICAGO BEARS 34, Chicago Cardinals 0 Green Bay Packers 7, BROOKLYN DODGERS 0 STATEN ISLAND STAPLETONS 13, New York Giants 13
Nov. 30, 1933	Chicago Bears 22, CHICAGO CARDINALS 6 New York Giants 10, BROOKLYN DODGERS 0
Nov. 29, 1934	CHICAGO CARDINALS 6, Green Bay Packers 0 Chicago Bears 19, DETROIT LIONS 16 New York Giants 27, BROOKLYN DODGERS 0
Nov. 28, 1935	New York Giants 21, BROOKLYN DODGERS 0 CHICAGO CARDINALS 9, Green Bay Packers 7 DETROIT LIONS 14, Chicago Bears 2
Nov. 26, 1936	DETROIT LIONS 13, Chicago Bears 7 New York Giants 14, BROOKLYN DODGERS 0
Nov. 25, 1937	Chicago Bears 13, DETROIT LIONS 0 BROOKLYN DODGERS 13, New York Giants 13
Nov. 24, 1938	DETROIT LIONS 14, Chicago Bears 7 BROOKLYN DODGERS 7, New York Giants 7



## THANKSGIVING DAY FOOTBALL

Nov. 23, 1939#	PHILADELPHIA EAGLES 17, Pittsburgh Steelers 14
Nov. 28, 1940#	PHILADELPHIA EAGLES 7, Pittsburgh Steelers 0
# In 1939 and 1940, President Roosevelt moved Thanksgiving one week earlier. Various states celebrated on the date declared by the President, while other states recognized the traditional fourth Thursday of the month. In 1941, Thanksgiving was sanctioned by Congress to be celebrated on the fourth Thursday of November, which it has been ever since.	
Nov. 22, 1945	Cleveland Rams 28, DETROIT LIONS 21
Nov. 28, 1946	Boston Yanks 34, DETROIT LIONS 10
Nov. 27, 1947	Chicago Bears 34, DETROIT LIONS 14
Nov. 25, 1948	Chicago Cardinals 28, DETROIT LIONS 14
Nov. 24, 1949	Chicago Bears 28, DETROIT LIONS 7
Nov. 23, 1950	DETROIT LIONS 49, New York Yanks 14 Pittsburgh Steelers 28, CHICAGO CARDINALS 17
Nov. 22, 1951	DETROIT LIONS 52, Green Bay Packers 35
Nov. 27, 1952	DETROIT LIONS 48, Green Bay Packers 24 DALLAS TEXANS 27, Chicago Bears 23 (at Akron, Ohio)
Nov. 26, 1953	DETROIT LIONS 34, Green Bay Packers 15
Nov. 25, 1954	DETROIT LIONS 28, Green Bay Packers 24
Nov. 24, 1955	DETROIT LIONS 24, Green Bay Packers 10
Nov. 22, 1956	Green Bay Packers 24, DETROIT LIONS 20
Nov. 28, 1957	DETROIT LIONS 18, Green Bay Packers 6
Nov. 27, 1958	DETROIT LIONS 24, Green Bay Packers 14
Nov. 26, 1959	Green Bay Packers 24, DETROIT LIONS 17
Nov. 24, 1960	DETROIT LIONS 23, Green Bay Packers 10 (AFL) - NEW YORK TITANS 41, Dallas Texans 35
Nov. 23, 1961	Green Bay Packers 17, DETROIT LIONS 9 (AFL) - NEW YORK TITANS 21, Buffalo Bills 14
Nov. 22, 1962	DETROIT LIONS 26, Green Bay Packers 14 (AFL) - New York Titans 46, DENVER BRONCOS 45
Nov. 28, 1963	DETROIT LIONS 13, Green Bay Packers 13 (AFL) - Oakland Raiders 26, DENVER BRONCOS 10
Nov. 26, 1964	Chicago Bears 27, DETROIT LIONS 24 (AFL) - Buffalo Bills 27, SAN DIEGO CHARGERS 24
Nov. 25, 1965	DETROIT LIONS 24, Baltimore Colts 24 (AFL) - SAN DIEGO CHARGERS 20, Buffalo Bills 20
Nov. 24, 1966	San Francisco 49ers 41, DETROIT LIONS 14 DALLAS COWBOYS 26, Cleveland Browns 14 (AFL) - Buffalo Bills 31, OAKLAND RAIDERS 10
Nov. 23, 1967	Los Angeles Rams 31, DETROIT LIONS 7 DALLAS COWBOYS 46, St. Louis Cardinals 21 (AFL) - Oakland Raiders 44, KANSAS CITY CHIEFS 22 (AFL) - SAN DIEGO CHARGERS 24, Denver Broncos 20
Nov. 28, 1968	Philadelphia Eagles 12, DETROIT LIONS 0 DALLAS COWBOYS 29, Washington Redskins 20 (AFL) - OAKLAND RAIDERS 13, Buffalo Bills 10 (AFL) - KANSAS CITY CHIEFS 24, Houston Oilers 10
Nov. 27, 1969	Minnesota Vikings 27, DETROIT LIONS 0 DALLAS COWBOYS 24, San Francisco 49ers 24 (AFL) - KANSAS CITY CHIEFS 31, Denver Broncos 17 (AFL) - San Diego Chargers 21, HOUSTON OILERS 17
Nov. 26, 1970	DETROIT LIONS 28, Oakland Raiders 14 DALLAS COWBOYS 16, Green Bay Packers 3
Nov. 25, 1971	DETROIT LIONS 32, Kansas City Chiefs 21 DALLAS COWBOYS 28, Los Angeles Rams 21
Nov. 23, 1972	DETROIT LIONS 37, New York Jets 20 San Francisco 49ers 31, DALLAS COWBOYS 10
Nov. 22, 1973	Washington Redskins 20, DETROIT LIONS 0 Miami Dolphins 14, DALLAS COWBOYS 7
Nov. 28, 1974	Denver Broncos 31, DETROIT LIONS 27 DALLAS COWBOYS 24, Washington Redskins 23

## THANKSGIVING DAY FOOTBALL

Nov. 27, 1975	Los Angeles Rams 20, DETROIT LIONS 0 Buffalo Bills 32, ST. LOUIS CARDINALS 14
Nov. 25, 1976	DETROIT LIONS 27, Buffalo Bills 14 DALLAS COWBOYS 19, St. Louis Cardinals 14
Nov. 24, 1977	Chicago Bears 31, DETROIT LIONS 14 Miami Dolphins 55, ST. LOUIS CARDINALS 14
Nov. 23, 1978	DETROIT LIONS 17, Denver Broncos 14 DALLAS COWBOYS 37, Washington Redskins 10
Nov. 22, 1979	DETROIT LIONS 20, Chicago Bears 0 Houston Oilers 30, DALLAS COWBOYS 24
Nov. 27, 1980	Chicago Bears 23, DETROIT LIONS 17 (OT) DALLAS COWBOYS 51, Seattle Seahawks 7
Nov. 26, 1981	DETROIT LIONS 27, Kansas City Chiefs 10 DALLAS COWBOYS 10, Chicago Bears 9
Nov. 25, 1982	New York Giants 13, DETROIT LIONS 6 DALLAS COWBOYS 31, Cleveland Browns 14
Nov. 24, 1983	DETROIT LIONS 45, Pittsburgh Steelers 3 DALLAS COWBOYS 35, St. Louis Cardinals 17
Nov. 22, 1984	DETROIT LIONS 31, Green Bay Packers 28 DALLAS COWBOYS 20, New England Patriots 17
Nov. 28, 1985	DETROIT LIONS 31, New York Jets 20 DALLAS COWBOYS 35, St. Louis Cardinals 17
Nov. 27, 1986	Green Bay Packers 44, DETROIT LIONS 40 Seattle Seahawks 31, DALLAS COWBOYS 14
Nov. 26, 1987	Kansas City Chiefs 27, DETROIT LIONS 20 Minnesota Vikings 44, DALLAS COWBOYS 38 (OT)
Nov. 24, 1988	Minnesota Vikings 23, DETROIT LIONS 0 Houston Oilers 25, DALLAS COWBOYS 17
Nov. 23, 1989	DETROIT LIONS 13, Cleveland Browns 10 Philadelphia Eagles 27, DALLAS COWBOYS 0
Nov. 22, 1990	DETROIT LIONS 40, Denver Broncos 27 DALLAS COWBOYS 27, Washington Redskins 17
Nov. 28, 1991	DETROIT LIONS 16, Chicago Bears 6 DALLAS COWBOYS 20, Pittsburgh Steelers 10
Nov. 26, 1992	Houston Oilers 24, DETROIT LIONS 21 DALLAS COWBOYS 30, New York Giants 3
Nov. 25, 1993	Chicago Bears 10, DETROIT LIONS 6 Miami Dolphins 16, DALLAS COWBOYS 14
Nov. 24, 1994	DETROIT LIONS 35, Buffalo Bills 21 DALLAS COWBOYS 42, Green Bay Packers 31
Nov. 23, 1995	DETROIT LIONS 44, Minnesota Vikings 38 DALLAS COWBOYS 24, Kansas City Chiefs 12
Nov. 28, 1996	Kansas City Chiefs 28, DETROIT LIONS 24 DALLAS COWBOYS 21, Washington Redskins 10
Nov. 27, 1997	DETROIT LIONS 55, Chicago Bears 20 Tennessee Titans 27, DALLAS COWBOYS 14
Nov. 26, 1998	DETROIT LIONS 19, Pittsburgh Steelers 16 (OT) Minnesota Vikings 46, DALLAS COWBOYS 36
Nov. 25, 1999	DETROIT LIONS 21, Chicago Bears 17 DALLAS COWBOYS 20, Miami Dolphins 0
Nov. 23, 2000	DETROIT LIONS 34, New England Patriots 9 Minnesota Vikings 27, DALLAS COWBOYS 15
Nov. 22, 2001	Green Bay Packers 29, DETROIT LIONS 27 Denver Broncos 26, DALLAS COWBOYS 24
Nov. 28, 2002	New England Patriots 20, DETROIT LIONS 12 DALLAS COWBOYS 27, Washington Redskins 20
Nov. 27, 2003	DETROIT LIONS 22, Green Bay Packers 14 Miami Dolphins 40, DALLAS COWBOYS 21
Nov. 25, 2004	Indianapolis Colts 41, DETROIT LIONS 9 DALLAS COWBOYS 21, Chicago Bears 7
Nov. 24, 2005	Atlanta Falcons 27, DETROIT LIONS 7 Denver Broncos 24, DALLAS COWBOYS 21 (OT)

## THANKSGIVING DAY FOOTBALL/RECORDS

Nov. 23, 2006	Miami Dolphins 27, DETROIT LIONS 10 DALLAS COWBOYS 38, Tampa Bay Buccaneers 10 KANSAS CITY CHIEFS 19, Denver Broncos 10
Nov. 22, 2007	Green Bay Packers 37, DETROIT LIONS 26 DALLAS COWBOYS 34, New York Jets 3 Indianapolis Colts 31, ATLANTA FALCONS 13
Nov. 27, 2008	Tennessee Titans 47, DETROIT LIONS 10 DALLAS COWBOYS 34, Seattle Seahawks 9 PHILADELPHIA EAGLES 48, Arizona Cardinals 20
Nov. 26, 2009	Green Bay Packers 34, DETROIT LIONS 12 DALLAS COWBOYS 24, Oakland Raiders 7 DENVER BRONCOS 26, New York Giants 6
Nov. 25, 2010	New England Patriots 45, DETROIT LIONS 24 New Orleans Saints 30, DALLAS COWBOYS 27 NEW YORK JETS 26, Cincinnati Bengals 10
Nov. 24, 2011	Green Bay Packers 27, DETROIT LIONS 15 DALLAS COWBOYS 20, Miami Dolphins 19 BALTIMORE RAVENS 16, San Francisco 49ers 6
Nov. 22, 2012	Houston Texans 34, DETROIT LIONS 31 (OT) Washington Redskins 38, DALLAS COWBOYS 31 New England Patriots 49, NEW YORK JETS 19
Nov. 28, 2013	DETROIT LIONS 40, Green Bay Packers 10 DALLAS COWBOYS 31, Oakland Raiders 24 BALTIMORE RAVENS 22, Pittsburgh Steelers 20
Nov. 27, 2014	DETROIT LIONS 34, Chicago Bears 17 Philadelphia Eagles 33, DALLAS COWBOYS 10 Seattle Seahawks 19, SAN FRANCISCO 49ers 3
Nov. 26, 2015	DETROIT LIONS 45, Philadelphia Eagles 14 Carolina Panthers 33, DALLAS COWBOYS 14 Chicago Bears 17, GREEN BAY PACKERS 13
Nov. 24, 2016	DETROIT LIONS 16, Minnesota Vikings 13 DALLAS COWBOYS 31, Washington Redskins 26 Pittsburgh Steelers 28, INDIANAPOLIS COLTS 7
Nov. 23, 2017	Minnesota Vikings 30, DETROIT LIONS 23 Los Angeles Chargers 28, DALLAS COWBOYS 6 WASHINGTON REDSKINS 20, New York Giants 10
Nov. 22, 2018	Chicago Bears 23, DETROIT LIONS 16 DALLAS COWBOYS 31, Washington Redskins 23 NEW ORLEANS SAINTS 31, Atlanta Falcons 17
Nov. 28, 2019	Chicago Bears 24, DETROIT LIONS 20 Buffalo Bills 26, DALLAS COWBOYS 15 New Orleans Saints 26, ATLANTA FALCONS 18
Nov. 26, 2020	Houston Texans 41, DETROIT LIONS 25 Washington Football Team 41, DALLAS COWBOYS 16
Nov. 25, 2021	Chicago Bears 16, DETROIT LIONS 14 Las Vegas Raiders 36, DALLAS COWBOYS 33 (OT) Buffalo Bills 31, NEW ORLEANS SAINTS 6

### THANKSGIVING DAY RECORDS

\*NFL record; stats compiled by Elias Sports Bureau

#### SCORING / Most Touchdowns, Game

- 6 Ernie Nevers, Chi. Cardinals vs. Chi. Bears,  
Nov. 28, 1929\*
- 4 Doc Elliott, Cle. Bulldogs vs. Milwaukee, Nov. 27, 1924  
Sterling Sharpe, Green Bay at Dallas, Nov. 24, 1994  
Brian Westbrook, Philadelphia vs. Arizona,  
Nov. 27, 2008
- 3 By many players

#### RUSHING / Most Yards Rushing, Game

- 273 O.J. Simpson, Buffalo at Detroit, Nov. 25, 1976
- 198 Bob Hoernschemeyer, Detroit vs. N.Y. Yanks,  
Nov. 23, 1950
- 195 Earl Campbell, Hou. Oilers at Dal. Cowboys,  
Nov. 22, 1979

#### PASSING / Most Yards Passing, Game

- 455 Troy Aikman, Dal. Cowboys vs. Minnesota, Nov. 26, 1998
- 449 Kirk Cousins, Washington at Dal. Cowboys, Nov. 24, 2016
- 441 Matthew Stafford, Detroit vs. Hou. Texans,  
Nov. 22, 2012 (OT)  
Tony Romo, Dal. Cowboys vs. Washington, Nov. 22, 2012

#### PASS RECEIVING

##### RECEPTIONS / Most Pass Receptions, Game

- 12 Brett Perriman, Detroit vs. Minnesota, Nov. 23, 1995  
Marvin Harrison, Indianapolis at Detroit, Nov. 25, 2004
- 11 Daryl Johnston, Dal. Cowboys vs. Miami, Nov. 25, 1993  
Michael Irvin, Dal. Cowboys vs. Kansas City, Nov. 23, 1995  
Calvin Johnson, Detroit vs. Chi. Bears, Nov. 27, 2014  
Keenan Allen, L.A. Chargers at Dal. Cowboys, Nov. 23, 2017  
Julio Jones, Atlanta at New Orleans, Nov. 22, 2018

##### YARDS GAINED / Most Yards on Pass Receptions, Game

- 303 Jim Benton, Cle. Rams at Detroit, Nov. 22, 1945
- 188 Andre Johnson, Hou. Texans at Detroit, Nov. 22, 2012 (OT)
- 185 Lance Alworth, S.D. Chargers vs. Buffalo, Nov. 26, 1964

## INTERCONFERENCE GAMES

### INTERCONFERENCE VICTORIES, 1970-2021

	AFC	NFC	Tie
1970	12	27	1
1971	15	23	2
1972	20	19	1
1973	19	19	2
1974	23	17	0
1975	23	17	0
1976	16	12	0
1977	19	9	0
1978	31	21	0
1979	36	16	0
1980	33	19	0
1981	24	28	0
1982	15	14	1
1983	26	26	0
1984	26	26	0
1985	27	25	0
1986	26	26	0
1987	23	22	1
1988	30	22	0
1989	24	28	0
1990	26	26	0
1991	19	33	0
1992	22	30	0
1993	27	25	0
1994	25	27	0
1995	27	33	0
1996	32	28	0
1997	31	28	1
1998	31	29	0
1999	38	22	0
2000	30	30	0
2001	30	30	0
2002	34	29	1
2003	34	30	0
2004	44	20	0
2005	34	30	0
2006	40	24	0
2007	32	32	0
2008	34	29	1
2009	37	27	0
2010	34	30	0
2011	31	33	0
2012	25	39	0
2013	30	34	0
2014	33	30	1
2015	29	35	0
2016	33	30	1
2017	23	41	0
2018	34	30	0
2019	31	33	0
2020	35	28	1
2021	39	40	1
<b>Total</b>	<b>1,472</b>	<b>1,381</b>	<b>15</b>

### REGULAR-SEASON INTERCONFERENCE RECORDS, 1970-2021

#### AMERICAN FOOTBALL CONFERENCE

	W	L	T	Pct.
East	117	77	0	.603
New England	106	85	0	.555
Buffalo	98	92	1	.516
N.Y. Jets	79	112	0	.414
<b>North</b>	<b>W</b>	<b>L</b>	<b>T</b>	<b>Pct.</b>
Pittsburgh	118	73	2	.617
Baltimore	61	41	1	.597
Cincinnati	97	92	4	.513
Cleveland	78	105	0	.426
<b>South</b>	<b>W</b>	<b>L</b>	<b>T</b>	<b>Pct.</b>
Tennessee+	102	95	1	.518
Indianapolis	93	90	1	.508
Houston	31	50	0	.383
Jacksonville	39	69	0	.361
<b>West</b>	<b>W</b>	<b>L</b>	<b>T</b>	<b>Pct.</b>
Kansas City+	103	78	2	.569
Denver	111	86	2	.563
Las Vegas+	104	94	1	.525
L.A. Chargers	91	97	0	.484

#### NATIONAL FOOTBALL CONFERENCE

	W	L	T	Pct.
East	106	87	0	.549
Philadelphia	105	86	3	.549
N.Y. Giants	91	94	0	.492
Washington	90	101	1	.471
<b>North</b>	<b>W</b>	<b>L</b>	<b>T</b>	<b>Pct.</b>
Minnesota	98	97	0	.503
Green Bay	96	96	3	.500
Chicago	96	100	0	.490
Detroit	72	117	2	.382
<b>South</b>	<b>W</b>	<b>L</b>	<b>T</b>	<b>Pct.</b>
Carolina	54	54	1	.500
New Orleans+	91	104	2	.467
Atlanta+	82	115	1	.417
Tampa Bay*	67	95	0	.414
<b>West</b>	<b>W</b>	<b>L</b>	<b>T</b>	<b>Pct.</b>
San Francisco	109	91	0	.545
Seattle*#	89	81	0	.524
L.A. Rams	102	96	0	.515
Arizona	77	103	2	.428

\* Records include one game played between Seattle and Tampa Bay, won by the Seahawks 13-10, in their inaugural season (1976) when Seattle competed in the NFC and Tampa Bay in the AFC.

# Seattle was a member of the AFC from 1977-2001.

+ From 1970-71, tie games were not included in winning percentage.

*For a year-by-year breakdown of each team's won/loss record in Interconference Games, please visit [www.NFL.com](http://www.NFL.com).*

## WALTER PAYTON NFL MAN OF THE YEAR

### WALTER PAYTON NFL MAN OF THE YEAR

The Walter Payton NFL Man of the Year Award is the only NFL award that recognizes a player for his community service activities as well as his excellence on the field. Renamed in 1999 for the legendary Chicago Bears Pro Football Hall of Fame running back, the Walter Payton NFL Man of the Year Award has been given annually since 1970.

YEAR	PLAYER	POS.	TEAM
1970	Johnny Unitas .....	QB	Baltimore Colts
1971	John Hadl .....	QB	San Diego Chargers
1972	Willie Lanier .....	LB	Kansas City Chiefs
1973	Len Dawson .....	QB	Kansas City Chiefs
1974	George Blanda .....	QB	Oakland Raiders
1975	Ken Anderson .....	QB	Cincinnati Bengals
1976	Franco Harris .....	RB	Pittsburgh Steelers
1977	Walter Payton .....	RB	Chicago Bears
1978	Roger Staubach .....	QB	Dallas Cowboys
1979	Joe Greene .....	DT	Pittsburgh Steelers
1980	Harold Carmichael .....	WR	Philadelphia Eagles
1981	Lynn Swann .....	WR	Pittsburgh Steelers
1982	Joe Theismann .....	QB	Washington Redskins
1983	Rolf Benirschke .....	K	San Diego Chargers
1984	Marty Lyons .....	T	New York Jets
1985	Dwight Stephenson .....	C	Miami Dolphins
1986	Reggie Williams .....	LB	Cincinnati Bengals
1987	Dave Duerson .....	S	Chicago Bears
1988	Steve Largent .....	WR	Seattle Seahawks
1989	Warren Moon .....	QB	Houston Oilers
1990	Mike Singletary .....	LB	Chicago Bears
1991	Anthony Muñoz .....	T	Cincinnati Bengals
1992	John Elway .....	QB	Denver Broncos
1993	Derrick Thomas .....	LB	Kansas City Chiefs
1994	Junior Seau .....	LB	San Diego Chargers
1995	Boomer Esiason .....	QB	New York Jets
1996	Darrell Green .....	CB	Washington Redskins
1997	Troy Aikman .....	QB	Dallas Cowboys
1998	Dan Marino .....	QB	Miami Dolphins
1999	Cris Carter .....	WR	Minnesota Vikings
2000*	Derrick Brooks .....	LB	Tampa Bay Buccaneers
	Jim Flanigan .....	DT	Chicago Bears
2001	Jerome Bettis .....	RB	Pittsburgh Steelers
2002	Troy Vincent .....	CB	Philadelphia Eagles
2003	Will Shields .....	G	Kansas City Chiefs
2004	Warrick Dunn .....	RB	Atlanta Falcons
2005	Peyton Manning .....	QB	Indianapolis Colts
2006*	Drew Brees .....	QB	New Orleans Saints
	LaDainian Tomlinson .....	RB	San Diego Chargers
2007	Jason Taylor .....	DE	Miami Dolphins
2008	Kurt Warner .....	QB	Arizona Cardinals
2009	Brian Waters .....	G	Kansas City Chiefs
2010	Madieu Williams .....	S	Minnesota Vikings
2011	Matt Birk .....	C	Baltimore Ravens
2012	Jason Witten .....	TE	Dallas Cowboys
2013	Charles Tillman .....	CB	Chicago Bears
2014	Thomas Davis .....	LB	Carolina Panthers
2015	Anquan Boldin .....	WR	San Francisco 49ers
2016*	Larry Fitzgerald .....	WR	Arizona Cardinals
	Eli Manning .....	QB	New York Giants
2017	J.J. Watt .....	DE	Houston Texans
2018	Chris Long .....	DE	Philadelphia Eagles
2019	Calais Campbell .....	DL	Jacksonville Jaguars
2020	Russell Wilson .....	QB	Seattle Seahawks
2021	Andrew Whitworth .....	T	Los Angeles Rams

\* The award was shared in 2000, 2006 and 2016.

## ASSOCIATED PRESS NFL MOST OUTSTANDING/VALUABLE PLAYERS

THE FOLLOWING AWARDS WERE NAMED BY ASSOCIATED PRESS IN BALLOTING BY A NATIONWIDE PANEL OF MEDIA.

### NFL MOST OUTSTANDING PLAYER AWARD

YEAR	PLAYER	POS.	TEAM	ACCOMPLISHMENTS
1957	Jim Brown	RB	Cleveland Browns	Rushed for league-leading 942 yards and added 9 touchdowns as a rookie.
1958	Jim Brown	RB	Cleveland Browns	Rushed for NFL-record 1,527 yards and added 17 touchdowns. Led Browns to 9-3 record.
1959	Johnny Unitas	QB	Baltimore Colts	Led league with 2,899 yards and 32 touchdown passes as the Colts scored an NFL-best 31.2 points per game and won the division title.
1960	Norm Van Brocklin	QB	Philadelphia Eagles	Guided Eagles to first division title since 1949. Passed for 2,471 yards and 24 touchdowns.

### NFL MOST VALUABLE PLAYER AWARD

1961	Paul Hornung	RB	Green Bay Packers	Led league in scoring for second straight season with 146 points (10 TD, 15 FG, 41 PAT).
1962	Jim Taylor	RB	Green Bay Packers	League rushing champion with 1,474 yards. Scored all-time record 19 touchdowns.
1963	Y.A. Tittle	QB	New York Giants	Set all-time season record with 36 touchdown passes. Guided league's top offense (5,024 yards).
1964	Johnny Unitas	QB	Baltimore Colts	Guided Colts to NFL's best record (12-2) and league's top offensive attack (4,779 yards).
1965	Jim Brown	RB	Cleveland Browns	Leader of NFL's top rushing attack. Led league with 1,544 yards, added 21 total touchdowns.
1966	Bart Starr	QB	Green Bay Packers	Passed for 14 touchdowns and only 3 interceptions. Led Packers to league-best 12-2 record.
1967	Johnny Unitas	QB	Baltimore Colts	Passed for 3,428 yards and 20 touchdowns. Led Colts to 11-1-2 record.
1968	Earl Morrall	QB	Baltimore Colts	Guided Colts to NFL-best 13-1 record. Led league with 26 touchdown passes.
1969	Roman Gabriel	QB	Los Angeles Rams	Led NFL with 24 touchdown passes. Guided Rams to 11-3 record.
1970	John Brodie	QB	San Francisco 49ers	Took 49ers to first division title. Threw NFL-best 24 touchdown passes.
1971	Alan Page	DT	Minnesota Vikings	Led defense that allowed NFL-low 139 points. Vikings won fourth straight NFC Central title.
1972	Larry Brown	RB	Washington Redskins	Led conference with 1,216 rushing yards. Redskins had NFC-best 11-3 record.
1973	O.J. Simpson	RB	Buffalo Bills	Rushed for all-time record 2,003 yards, including three 200-yard performances.
1974	Ken Stabler	QB	Oakland Raiders	Led league with 26 touchdown passes and only 12 interceptions. Raiders had NFL-best 12-2 record.
1975	Fran Tarkenton	QB	Minnesota Vikings	Tied for league-best 12-2 record. Led NFC with 91.7 passer rating.
1976	Bert Jones	QB	Baltimore Colts	Threw 24 touchdowns and only 9 interceptions for 102.5 passer rating.
1977	Walter Payton	RB	Chicago Bears	Rushed for league-leading 1,852 yards and 16 total touchdowns.
1978	Terry Bradshaw	QB	Pittsburgh Steelers	Led Steelers to league-leading 14-2 mark. Set club record with 28 touchdown passes.
1979	Earl Campbell	RB	Houston Oilers	Led league with 1,697 rushing yards and 19 touchdowns.
1980	Brian Sipe	QB	Cleveland Browns	NFL-best 91.4 passer rating. Set Browns' records with 30 touchdown passes and 4,132 yards.
1981	Ken Anderson	QB	Cincinnati Bengals	Led Bengals to first division title since 1973. NFL-high 98.5 passer rating.
1982	Mark Moseley	K	Washington Redskins	Converted 20 of 21 FGs. Set consecutive field-goal record at 23 (including last three in '81).
1983	Joe Theismann	QB	Washington Redskins	Leader of offense that scored NFL record 541 points. Redskins had NFL-best 14-2 record.
1984	Dan Marino	QB	Miami Dolphins	Set NFL records with 5,084 yards and 48 touchdown passes. Led Dolphins to AFC-best 14-2 mark.
1985	Marcus Allen	RB	Los Angeles Raiders	Rushed for league-leading 1,759 yards. Tied for AFC lead with 11 rushing touchdowns.
1986	Lawrence Taylor	LB	New York Giants	Recorded league-high 20.5 sacks, and led Giants' second-ranked defense (297.3).
1987	John Elway	QB	Denver Broncos	In 12 games, passed for 19 touchdowns and 3,198 yards, including four 300-yard games.
1988	Boomer Esiason	QB	Cincinnati Bengals	Led NFL with 97.4 passer rating. Tied for AFC lead with 28 TD passes.
1989	Joe Montana	QB	San Francisco 49ers	Set NFL record with 112.4 passer rating, including 70.2 completion percentage.
1990	Joe Montana	QB	San Francisco 49ers	Led 49ers to league-best 14-2 record. Completed NFC-high 61.7 percent of passes.
1991	Thurman Thomas	RB	Buffalo Bills	Recorded league-high 2,038 yards from scrimmage (1,407 rushing, 631 receiving).
1992	Steve Young	QB	San Francisco 49ers	NFL's top passer with 107.0 rating. Led 49ers to NFL-best 14-2 record.
1993	Emmitt Smith	RB	Dallas Cowboys	Led league in rushing (1,486 yards) for third straight year despite missing first two games.
1994	Steve Young	QB	San Francisco 49ers	Compiled NFL all-time best 112.8 passer rating. Completed more than 70 percent of his passes.
1995	Brett Favre	QB	Green Bay Packers	Led league with 38 touchdown passes and NFC with 99.5 passer rating.
1996	Brett Favre	QB	Green Bay Packers	Led Packers to top conference record (13-3). Threw NFL-best 39 touchdown passes.
1997*	Brett Favre	QB	Green Bay Packers	Led league with 35 touchdown passes; NFC with 3,867 passing yards.
	Barry Sanders	RB	Detroit Lions	Rushed for all-time second-best 2,053 yards, including record 14 straight 100-yard games.
1998	Terrell Davis	RB	Denver Broncos	Rushed for 2,008 yards and scored league-best 23 total touchdowns.

## ASSOCIATED PRESS NFL MOST OUTSTANDING/VALUABLE PLAYERS

1999	Kurt Warner	QB	St. Louis Rams	Became the second QB in history to have 40 touchdown passes in a season (41).
2000	Marshall Faulk	RB	St. Louis Rams	Set NFL record with 26 touchdowns and led NFC with 2,189 yards from scrimmage.
2001	Kurt Warner	QB	St. Louis Rams	Led NFL with 4,830 passing yards, 36 touchdowns, 68.7 completion percentage, and 101.4 passer rating.
2002	Rich Gannon	QB	Oakland Raiders	Set single-season records with 10 300-yard passing games and 418 completions, and led NFL with 4,689 passing yards.
2003*	Peyton Manning	QB	Indianapolis Colts	Led NFL with 4,267 passing yards, had AFC-best 29 touchdown passes, and posted 99.0 passer rating.
	Steve McNair	QB	Tennessee Titans	Posted NFL-best 100.4 passer rating, passing for 3,215 yards with 24 touchdowns against 7 interceptions.
2004	Peyton Manning	QB	Indianapolis Colts	Set NFL records with 49 touchdown passes and 121.1 passer rating while passing for 4,557 yards.
2005	Shaun Alexander	RB	Seattle Seahawks	Set NFL record with 28 touchdowns and led league with 1,880 rushing yards.
2006	LaDainian Tomlinson	RB	San Diego Chargers	Set NFL record for touchdowns (31) and points scored (186). Rushed for team-record 1,815 yards.
2007	Tom Brady	QB	New England Patriots	Set NFL record with 50 passing touchdowns. Led New England to first 16-0 regular-season record in league history.
2008	Peyton Manning	QB	Indianapolis Colts	Threw for 4,002 yards and 27 touchdowns and 95.0 passer rating. Led Indianapolis to 12-4 record.
2009	Peyton Manning	QB	Indianapolis Colts	Threw for 4,500 yards with 33 touchdowns for 99.9 passer rating while leading Colts to NFL-best 14-2 record.
2010	Tom Brady	QB	New England Patriots	Led league with 111.0 passer rating, throwing for 3,900 yards and 36 touchdowns while guiding Patriots to NFL-best 14-2 record.
2011	Aaron Rodgers	QB	Green Bay Packers	Set NFL record with 122.5 passer rating. Guided Green Bay to NFL-best 15-1 record.
2012	Adrian Peterson	RB	Minnesota Vikings	Rushed for league-leading 2,096 yards and scored 13 total touchdowns.
2013	Peyton Manning	QB	Denver Broncos	Set NFL records with 5,477 passing yards and 55 touchdown passes.
2014	Aaron Rodgers	QB	Green Bay Packers	Led NFL with 38 touchdown passes. Guided Green Bay to 12-4 record and NFL-high 30.4 points per game.
2015	Cam Newton	QB	Carolina Panthers	First player with 35 passing touchdowns and 10 rushing touchdowns in a season. Guided Panthers to NFL-best 15-1 record.
2016	Matt Ryan	QB	Atlanta Falcons	Led NFL in passer rating (117.1) and propelled the Falcons to an NFL-best 540 points, 71 more than any other team.
2017	Tom Brady	QB	New England Patriots	Led NFL with 4,577 passing yards, and guided Patriots to record ninth consecutive division title. At age 40, became oldest MVP winner.
2018	Patrick Mahomes	QB	Kansas City Chiefs	Led NFL with 50 touchdown passes and threw for 5,097 yards in first season as starter. At 23, youngest winner since Marino (1984).
2019	Lamar Jackson	QB	Baltimore Ravens	Led NFL with 36 touchdown passes and ran for 1,206 yards, most ever by a QB. Led Ravens to 14-2 record. At 22, youngest MVP winner.
2020	Aaron Rodgers	QB	Green Bay Packers	Paced league with 48 touchdown passes and led Packers to top record in NFC (13-3).
2021	Aaron Rodgers	QB	Green Bay Packers	Became second ever to earn at least four MVPs; had 13 games with two-plus TD passes and zero INTs, most in NFL history.

**Total Associated Press NFL MVPs:** 63

**Five-time Winner:** Peyton Manning

**Four-time Winner:** Aaron Rodgers

**Three-time Winners:** Tom Brady, Brett Favre, Johnny Unitas

**Two-time Winners:** Joe Montana, Johnny Unitas, Kurt Warner, Steve Young

\* The award was shared in 1997 and 2003.

### ASSOCIATED PRESS MVPs WHO WON SUPER BOWL/ NFL CHAMPIONSHIP IN SAME SEASON: 13

1961	Paul Hornung	Green Bay Packers
1962	Jim Taylor	Green Bay Packers
1966	Bart Starr	Green Bay Packers
1968	Earl Morrall	Baltimore Colts
1978	Terry Bradshaw	Pittsburgh Steelers
1982	Mark Moseley	Washington Redskins
1986	Lawrence Taylor	New York Giants
1989	Joe Montana	San Francisco 49ers
1993	Emmitt Smith	Dallas Cowboys
1994	Steve Young	San Francisco 49ers
1996	Brett Favre	Green Bay Packers
1998	Terrell Davis	Denver Broncos
1999	Kurt Warner	St. Louis Rams

### ASSOCIATED PRESS NFL MVP BY POSITION

<b>Quarterback:</b>	44	<b>Kicker:</b>	1
<b>Running Back:</b>	16	<b>Linebacker:</b>	1
<b>Defensive Tackle:</b>	1		

### ASSOCIATED PRESS MVPs BY TEAM

10	Green Bay Packers	1	Atlanta Falcons
9	Indianapolis/ Baltimore Colts		Baltimore Ravens
5	San Francisco 49ers		Carolina Panthers
5	Los Angeles/ St. Louis Rams		Chicago Bears
4	Los Angeles/ St. Louis Rams		Dallas Cowboys
3	Denver Broncos		Detroit Lions
3	Minnesota Vikings		Kansas City Chiefs
3	New England Patriots		Miami Dolphins
	Oakland/Los Angeles/ Las Vegas Raiders		New York Giants
	Washington Commanders		Pittsburgh Steelers
2	Buffalo Bills		Los Angeles/ San Diego Chargers
	Cincinnati Bengals		Seattle Seahawks
	Cleveland Browns		
	Houston Oilers/ Tennessee Titans		

## ASSOCIATED PRESS NFL AWARDS

## AP OFFENSIVE PLAYER OF THE YEAR

1973	O.J. Simpson	RB	Buffalo Bills
1974	Ken Stabler	QB	Oakland Raiders
1975	Fran Tarkenton	QB	Minnesota Vikings
1976	Bert Jones	QB	Baltimore Colts
1977	Walter Payton	RB	Chicago Bears
1978	Earl Campbell	RB	Houston Oilers
1979	Earl Campbell	RB	Houston Oilers
1980	Earl Campbell	RB	Houston Oilers
1981	Ken Anderson	QB	Cincinnati Bengals
1982	Dan Fouts	QB	San Diego Chargers
1983	Joe Theismann	QB	Washington Redskins
1984	Dan Marino	QB	Miami Dolphins
1985	Marcus Allen	RB	Los Angeles Raiders
1986	Eric Dickerson	RB	Los Angeles Rams
1987	Jerry Rice	WR	San Francisco 49ers
1988	Roger Craig	WR	San Francisco 49ers
1989	Joe Montana	QB	San Francisco 49ers
1990	Warren Moon	QB	Houston Oilers
1991	Thurman Thomas	RB	Buffalo Bills
1992	Steve Young	QB	San Francisco 49ers
1993	Jerry Rice	WR	San Francisco 49ers
1994	Barry Sanders	RB	Detroit Lions
1995	Brett Favre	QB	Green Bay Packers
1996	Terrell Davis	RB	Denver Broncos
1997	Barry Sanders	RB	Detroit Lions
1998	Terrell Davis	RB	Denver Broncos
1999	Marshall Faulk	RB	St. Louis Rams
2000	Marshall Faulk	RB	St. Louis Rams
2001	Marshall Faulk	RB	St. Louis Rams
2002	Priest Holmes	RB	Kansas City Chiefs
2003	Jamal Lewis	RB	Baltimore Ravens
2004	Peyton Manning	QB	Indianapolis Colts
2005	Shaun Alexander	RB	Seattle Seahawks
2006	LaDainian Tomlinson	RB	San Diego Chargers
2007	Tom Brady	QB	New England Patriots
2008	Drew Brees	QB	New Orleans Saints
2009	Chris Johnson	RB	Tennessee Titans
2010	Tom Brady	QB	New England Patriots
2011	Drew Brees	QB	New Orleans Saints
2012	Adrian Peterson	RB	Minnesota Vikings
2013	Peyton Manning	QB	Denver Broncos
2014	DeMarco Murray	RB	Dallas Cowboys
2015	Cam Newton	QB	Carolina Panthers
2016	Matt Ryan	QB	Atlanta Falcons
2017	Todd Gurley	RB	Los Angeles Rams
2018	Patrick Mahomes	QB	Kansas City Chiefs
2019	Michael Thomas	WR	New Orleans Saints
2020	Derrick Henry	RB	Tennessee Titans
2021	Cooper Kupp	WR	Los Angeles Rams

## AP OFFENSIVE ROOKIE OF THE YEAR

1957	Jim Brown	RB	Cleveland Browns
1958	Jimmy Orr	WR	Pittsburgh Steelers
1959	Nick Pietrosante	RB	Detroit Lions
1960	Gail Cogdill	WR	Detroit Lions
1961	Mike Ditka	TE	Chicago Bears
1962	Ron Bull	RB	Chicago Bears
1963	Paul Flatley	WR	Minnesota Vikings
1964	Charley Taylor	WR	Washington Redskins
1965	Gale Sayers	RB	Chicago Bears
1966	Johnny Roland	RB	St. Louis Cardinals
1967	Mel Farr	RB	Detroit Lions
1968	Earl McCullouch	WR	Detroit Lions
1969	Calvin Hill	RB	Dallas Cowboys
1970	Duane Thomas	RB	Dallas Cowboys
1971	John Brockington	RB	Green Bay Packers
1972	Franco Harris	RB	Pittsburgh Steelers
1973	Chuck Foreman	RB	Minnesota Vikings
1974	Don Woods	RB	San Diego Chargers
1975	Mike Thomas	RB	Washington Redskins
1976	Sammy White	WR	Minnesota Vikings
1977	Tony Dorsett	RB	Dallas Cowboys
1978	Earl Campbell	RB	Houston Oilers
1979	Ottis Anderson	RB	St. Louis Cardinals
1980	Billy Sims	RB	Detroit Lions
1981	George Rogers	RB	New Orleans Saints
1982	Marcus Allen	RB	Los Angeles Raiders
1983	Eric Dickerson	RB	Los Angeles Rams
1984	Louis Lipps	WR	Pittsburgh Steelers
1985	Eddie Brown	WR	Cincinnati Bengals
1986	Rueben Mayes	RB	New Orleans Saints

1987	Troy Stradford	RB	Miami Dolphins
1988	John Stephens	RB	New England Patriots
1989	Barry Sanders	RB	Detroit Lions
1990	Emmitt Smith	RB	Dallas Cowboys
1991	Leonard Russell	RB	New England Patriots
1992	Carl Pickens	WR	Cincinnati Bengals
1993	Jerome Bettis	RB	Los Angeles Rams
1994	Marshall Faulk	RB	Indianapolis Colts
1995	Curtis Martin	RB	New England Patriots
1996	Eddie George	RB	Houston Oilers
1997	Warrick Dunn	RB	Tampa Bay Buccaneers
1998	Randy Moss	WR	Minnesota Vikings
1999	Edgerrin James	RB	Indianapolis Colts
2000	Mike Anderson	RB	Denver Broncos
2001	Anthony Thomas	RB	Chicago Bears
2002	Clinton Portis	RB	Denver Broncos
2003	Anquan Boldin	WR	Arizona Cardinals
2004	Ben Roethlisberger	QB	Pittsburgh Steelers
2005	Carnell Williams	RB	Tampa Bay Buccaneers
2006	Vince Young	QB	Tennessee Titans
2007	Adrian Peterson	RB	Minnesota Vikings
2008	Matt Ryan	QB	Atlanta Falcons
2009	Percy Harvin	WR	Minnesota Vikings
2010	Sam Bradford	QB	St. Louis Rams
2011	Cam Newton	QB	Carolina Panthers
2012	Robert Griffin III	QB	Washington Redskins
2013	Eddie Lacy	RB	Green Bay Packers
2014	Odell Beckham Jr.	WR	New York Giants
2015	Todd Gurley	RB	St. Louis Rams
2016	Dak Prescott	QB	Dallas Cowboys
2017	Alvin Kamara	RB	New Orleans Saints
2018	Saquon Barkley	RB	New York Giants
2019	Kyler Murray	QB	Arizona Cardinals
2020	Justin Herbert	QB	Los Angeles Chargers
2021	Ja'Marr Chase	WR	Cincinnati Bengals

## AP DEFENSIVE PLAYER OF THE YEAR

1971	Alan Page	DT	Minnesota Vikings
1972	Joe Greene	DT	Pittsburgh Steelers
1973	Dick Anderson	S	Miami Dolphins
1974	Joe Greene	DT	Pittsburgh Steelers
1975	Mel Blount	CB	Pittsburgh Steelers
1976	Jack Lambert	LB	Pittsburgh Steelers
1977	Harvey Martin	DE	Dallas Cowboys
1978	Randy Gradishar	LB	Denver Broncos
1979	Lee Roy Selmon	DE	Tampa Bay Buccaneers
1980	Lester Hayes	CB	Oakland Raiders
1981	Lawrence Taylor	LB	New York Giants
1982	Lawrence Taylor	LB	New York Giants
1983	Doug Betters	DE	Miami Dolphins
1984	Kenny Easley	S	Seattle Seahawks
1985	Mike Singletary	LB	Chicago Bears
1986	Lawrence Taylor	LB	New York Giants
1987	Reggie White	DT	Philadelphia Eagles
1988	Mike Singletary	LB	Chicago Bears
1989	Keith Millard	DT	Minnesota Vikings
1990	Bruce Smith	DE	Buffalo Bills
1991	Pat Swilling	LB	New Orleans Saints
1992	Cortez Kennedy	DT	Seattle Seahawks
1993	Rod Woodson	CB	Pittsburgh Steelers
1994	Deion Sanders	CB	San Francisco 49ers
1995	Bryce Paup	LB	Buffalo Bills
1996	Bruce Smith	DE	Buffalo Bills
1997	Dana Stubblefield	DT	San Francisco 49ers
1998	Reggie White	DE	Green Bay Packers
1999	Warren Sapp	DT	Tampa Bay Buccaneers
2000	Ray Lewis	LB	Baltimore Ravens
2001	Michael Strahan	DE	New York Giants
2002	Derrick Brooks	LB	Tampa Bay Buccaneers
2003	Ray Lewis	LB	Baltimore Ravens
2004	Ed Reed	S	Baltimore Ravens
2005	Brian Urlacher	LB	Chicago Bears
2006	Jason Taylor	DE	Miami Dolphins
2007	Bob Sanders	S	Indianapolis Colts
2008	James Harrison	LB	Pittsburgh Steelers
2009	Charles Woodson	CB	Green Bay Packers
2010	Troy Polamalu	S	Pittsburgh Steelers
2011	Terrell Suggs	LB	Baltimore Ravens
2012	J.J. Watt	DE	Houston Texans
2013	Luke Kuechly	LB	Carolina Panthers
2014	J.J. Watt	DE	Houston Texans
2015	J.J. Watt	DE	Houston Texans



## ASSOCIATED PRESS NFL AWARDS

2016	Khalil Mack	DE	Oakland Raiders
2017	Aaron Donald	DT	Los Angeles Rams
2018	Aaron Donald	DT	Los Angeles Rams
2019	Stephon Gilmore	CB	New England Patriots
2020	Aaron Donald	DT	Los Angeles Rams
2021	T.J. Watt	LB	Pittsburgh Steelers

### AP DEFENSIVE ROOKIE OF THE YEAR

1967	Lem Barney	CB	Detroit Lions
1968	Claude Humphrey	DE	Atlanta Falcons
1969	Joe Greene	DT	Pittsburgh Steelers
1970	Bruce Taylor	CB	San Francisco 49ers
1971	Isiah Robertson	LB	Los Angeles Rams
1972	Willie Buchanan	CB	Green Bay Packers
1973	Wally Chambers	DT	Chicago Bears
1974	Jack Lambert	LB	Pittsburgh Steelers
1975	Robert Brazile	LB	Houston Oilers
1976	Mike Haynes	S	New England Patriots
1977	A.J. Duhe	DT	Miami Dolphins
1978	Al Baker	DE	Detroit Lions
1979	Jim Haslett	LB	Buffalo Bills
1980*	Buddy Curry	LB	Atlanta Falcons
	Al Richardson	LB	Atlanta Falcons
1981	Lawrence Taylor	LB	New York Giants
1982	Chip Banks	LB	Cleveland Browns
1983	Vernon Maxwell	LB	Baltimore Colts
1984	Bill Maas	NT	Kansas City Chiefs
1985	Duane Bickett	LB	Indianapolis Colts
1986	John Offerdahl	LB	Miami Dolphins
1987	Shane Conlan	LB	Buffalo Bills
1988	Erik McMillan	S	New York Jets
1989	Derrick Thomas	LB	Kansas City Chiefs
1990	Mark Carrier	S	Chicago Bears
1991	Mike Croel	LB	Denver Broncos
1992	Dale Carter	CB	Kansas City Chiefs
1993	Dana Stubblefield	DT	San Francisco 49ers
1994	Tim Bowens	DT	Miami Dolphins
1995	Hugh Douglas	DE	New York Jets
1996	Simeon Rice	DE	Arizona Cardinals
1997	Peter Boulware	LB	Baltimore Ravens
1998	Charles Woodson	CB	Oakland Raiders
1999	Jevon Kearse	DE	Tennessee Titans
2000	Brian Urlacher	LB	Chicago Bears
2001	Kendrell Bell	LB	Pittsburgh Steelers
2002	Julius Peppers	DE	Carolina Panthers
2003	Terrell Suggs	LB	Baltimore Ravens
2004	Jonathan Vilma	LB	New York Jets
2005	Shawne Merriman	LB	San Diego Chargers
2006	DeMeco Ryans	LB	Houston Texans
2007	Patrick Willis	LB	San Francisco 49ers
2008	Jerod Mayo	LB	New England Patriots
2009	Brian Cushing	LB	Houston Texans
2010	Ndamukong Suh	DT	Detroit Lions
2011	Von Miller	LB	Denver Broncos
2012	Luke Kuechly	LB	Carolina Panthers
2013	Sheldon Richardson	DL	New York Jets
2014	Aaron Donald	DT	St. Louis Rams
2015	Marcus Peters	CB	Kansas City Chiefs
2016	Joey Bosa	DE	San Diego Chargers
2017	Marshon Lattimore	CB	New Orleans Saints
2018	Darius Leonard	LB	Indianapolis Colts
2019	Nick Bosa	DE	San Francisco 49ers
2020	Chase Young	DE	Washington Football Team
2021	Micah Parsons	LB	Dallas Cowboys

\*The award was shared in 1980.

### AP COMEBACK PLAYER OF THE YEAR

1998	Doug Flutie	QB	Buffalo Bills
1999	Bryant Young	DT	San Francisco 49ers
2000	Joe Johnson	DE	New Orleans Saints
2001	Garrison Hearst	RB	San Francisco 49ers
2002	Tommy Maddox	QB	Pittsburgh Steelers
2003	Jon Kitna	QB	Cincinnati Bengals
2004	Drew Brees	QB	San Diego Chargers
2005*	Steve Smith	WR	Carolina Panthers
	Tedy Bruschi	LB	New England Patriots
2006	Chad Pennington	QB	New York Jets
2007	Greg Ellis	DE	Dallas Cowboys
2008	Chad Pennington	QB	Miami Dolphins
2009	Tom Brady	QB	New England Patriots
2010	Michael Vick	QB	Philadelphia Eagles
2011	Matthew Stafford	QB	Detroit Lions

2012	Peyton Manning	QB	Denver Broncos
2013	Philip Rivers	QB	San Diego Chargers
2014	Rob Gronkowski	TE	New England Patriots
2015	Eric Berry	S	Kansas City Chiefs
2016	Jordy Nelson	WR	Green Bay Packers
2017	Keenan Allen	WR	Los Angeles Chargers
2018	Andrew Luck	QB	Indianapolis Colts
2019	Ryan Tannehill	QB	Tennessee Titans
2020	Alex Smith	QB	Washington Football Team
2021	Joe Burrow	QB	Cincinnati Bengals

\*The award was shared in 2005.

### AP COACH OF THE YEAR

1957	George Wilson	Detroit Lions
1958	Weeb Ewbank	Baltimore Colts
1959	Vince Lombardi	Green Bay Packers
1960	Buck Shaw	Philadelphia Eagles
1961	Allie Sherman	New York Giants
1962	Allie Sherman	New York Giants
1963	George Halas	Chicago Bears
1964	Don Shula	Baltimore Colts
1965	George Halas	Chicago Bears
1966	Tom Landry	Dallas Cowboys
1967*	George Allen	Los Angeles Rams
	Don Shula	Baltimore Colts
1968	Don Shula	Baltimore Colts
1969	Bud Grant	Minnesota Vikings
1970	Paul Brown	Cincinnati Bengals
1971	George Allen	Washington Redskins
1972	Don Shula	Miami Dolphins
1973	Chuck Knox	Los Angeles Rams
1974	Don Coryell	St. Louis Cardinals
1975	Ted Marchibroda	Baltimore Colts
1976	Forrest Gregg	Cleveland Browns
1977	Red Miller	Denver Broncos
1978	Jack Patera	Seattle Seahawks
1979	Jack Pardee	Washington Redskins
1980	Chuck Knox	Buffalo Bills
1981	Bill Walsh	San Francisco 49ers
1982	Joe Gibbs	Washington Redskins
1983	Joe Gibbs	Washington Redskins
1984	Chuck Knox	Seattle Seahawks
1985	Mike Ditka	Chicago Bears
1986	Bill Parcells	New York Giants
1987	Jim Mora	New Orleans Saints
1988	Mike Ditka	Chicago Bears
1989	Lindy Infante	Green Bay Packers
1990	Jimmy Johnson	Dallas Cowboys
1991	Wayne Fontes	Detroit Lions
1992	Bill Cowher	Pittsburgh Steelers
1993	Dan Reeves	New York Giants
1994	Bill Parcells	New England Patriots
1995	Ray Rhodes	Philadelphia Eagles
1996	Dom Capers	Carolina Panthers
1997	Jim Fassel	New York Giants
1998	Dan Reeves	Atlanta Falcons
1999	Dick Vermeil	St. Louis Rams
2000	Jim Haslett	New Orleans Saints
2001	Dick Jauron	Chicago Bears
2002	Andy Reid	Philadelphia Eagles
2003	Bill Belichick	New England Patriots
2004	Marty Schottenheimer	San Diego Chargers
2005	Lovie Smith	Chicago Bears
2006	Sean Payton	New Orleans Saints
2007	Bill Belichick	New England Patriots
2008	Mike Smith	Atlanta Falcons
2009	Marvin Lewis	Cincinnati Bengals
2010	Bill Belichick	New England Patriots
2011	Jim Harbaugh	San Francisco 49ers
2012	Bruce Arians	Indianapolis Colts
2013	Ron Rivera	Carolina Panthers
2014	Bruce Arians	Arizona Cardinals
2015	Ron Rivera	Carolina Panthers
2016	Jason Garrett	Dallas Cowboys
2017	Sean McVay	Los Angeles Rams
2018	Matt Nagy	Chicago Bears
2019	John Harbaugh	Baltimore Ravens
2020	Kevin Stefanski	Cleveland Browns
2021	Mike Vrabel	Tennessee Titans

\*The award was shared in 1967.

## NO. 1 DRAFT CHOICES

## NO. 1 DRAFT CHOICES

Season	Date	Team	Player	Position	College
2022	April 28-30	Jacksonville Jaguars	Travon Walker	LB	Georgia
2021	April 29-May 1	Jacksonville Jaguars	Trevor Lawrence	QB	Clemson
2020	April 23-25	Cincinnati Bengals	Joe Burrow	QB	LSU
2019	April 25-27	Arizona Cardinals	Kyler Murray	QB	Oklahoma
2018	April 26-28	Cleveland Browns	Baker Mayfield	QB	Oklahoma
2017	April 27-29	Cleveland Browns	Myles Garrett	DE	Texas A&M
2016	April 28-30	Los Angeles Rams	Jared Goff	QB	California
2015	April 30-May 2	Tampa Bay Buccaneers	Jameis Winston	QB	Florida State
2014	May 8-10	Houston Texans	Jadeveon Clowney	DE	South Carolina
2013	April 25-27	Kansas City Chiefs	Eric Fisher	T	Central Michigan
2012	April 26-28	Indianapolis Colts	Andrew Luck	QB	Stanford
2011	April 28-30	Carolina Panthers	Cam Newton	QB	Auburn
2010	April 22-24	St. Louis Rams	Sam Bradford	QB	Oklahoma
2009	April 25-26	Detroit Lions	Matthew Stafford	QB	Georgia
2008	April 26-27	Miami Dolphins	Jake Long	T	Michigan
2007	April 28-29	Oakland Raiders	JaMarcus Russell	QB	LSU
2006	April 29-30	Houston Texans	Mario Williams	DE	North Carolina State
2005	April 23-24	San Francisco 49ers	Alex Smith	QB	Utah
2004	April 24-25	San Diego Chargers	Eli Manning	QB	Mississippi
2003	April 26-27	Cincinnati Bengals	Carson Palmer	QB	Southern California
2002	April 20-21	Houston Texans	David Carr	QB	Fresno State
2001	April 21-22	Atlanta Falcons	Michael Vick	QB	Virginia Tech
2000	April 15-16	Cleveland Browns	Courtney Brown	DE	Penn State
1999	April 17-18	Cleveland Browns	Tim Couch	QB	Kentucky
1998	April 18-19	Indianapolis Colts	Peyton Manning	QB	Tennessee
1997	April 19-20	St. Louis Rams	Orlando Pace	T	Ohio State
1996	April 20-21	New York Jets	Keyshawn Johnson	WR	Southern California
1995	April 22-23	Cincinnati Bengals	Ki-Jana Carter	RB	Penn State
1994	April 24-25	Cincinnati Bengals	Dan Wilkinson	DT	Ohio State
1993	April 25-26	New England Patriots	Drew Bledsoe	QB	Washington State
1992	April 26-27	Indianapolis Colts	Steve Emtman	DT	Washington
1991	April 21-22	Dallas Cowboys	Russell Maryland	DT	Miami (Fla.)
1990	April 22-23	Indianapolis Colts	Jeff George	QB	Illinois
1989	April 23-24	Dallas Cowboys	Troy Aikman	QB	UCLA
1988	April 24-25	Atlanta Falcons	Aundray Bruce	LB	Auburn
1987	April 28-29	Tampa Bay Buccaneers	Vinny Testaverde	QB	Miami (Fla.)
1986	April 29-30	Tampa Bay Buccaneers	Bo Jackson	RB	Auburn
1985	April 30-May 1	Buffalo Bills	Bruce Smith	DE	Virginia Tech
1984	May 1-2	New England Patriots	Irving Fryar	WR	Nebraska
1983	April 26-27	Baltimore Colts	John Elway	QB	Stanford
1982	April 27-28	New England Patriots	Kenneth Sims	DT	Texas
1981	April 28-29	New Orleans Saints	George Rogers	RB	South Carolina
1980	April 29-30	Detroit Lions	Billy Sims	RB	Oklahoma
1979	May 3-4	Buffalo Bills	Tom Cousineau	LB	Ohio State
1978	May 2-3	Houston Oilers	Earl Campbell	RB	Texas
1977	May 3-4	Tampa Bay Buccaneers	Ricky Bell	RB	Southern California
1976	April 8-9	Tampa Bay Buccaneers	Lee Roy Selmon	DE	Oklahoma
1975	Jan. 28-29	Atlanta Falcons	Steve Barkowski	QB	California
1974	Jan. 29-30	Dallas Cowboys	Ed Jones	DE	Tennessee State
1973	Jan. 30-31	Houston Oilers	John Matuszak	DE	Tampa
1972	Feb. 1-2	Buffalo Bills	Walt Patulski	DE	Notre Dame
1971	Jan. 28-29	New England Patriots	Jim Plunkett	QB	Stanford
1970	Jan. 27-28	Pittsburgh Steelers	Terry Bradshaw	QB	Louisiana Tech
1969	Jan. 28-29	Buffalo Bills (AFL)	O. J. Simpson	RB	Southern California
1968	Jan. 30-31	Minnesota Vikings	Ron Yary	T	Southern California
1967	March 14	Baltimore Colts	Bubba Smith	DT	Michigan State
1966	Nov. 27, 1965	Atlanta Falcons	Tommy Nobis	LB	Texas
	Nov. 28, 1965	Miami Dolphins (AFL)	Jim Grabowski	RB	Illinois
1965	Nov. 28, 1964	New York Giants	Tucker Fredrickson	RB	Auburn
	Nov. 28, 1964	Houston Oilers (AFL)	Lawrence Elkins	E	Baylor
1964	Dec. 2, 1963	San Francisco 49ers	Dave Parks	E	Texas Tech
	Nov. 30, 1963	Boston Patriots (AFL)	Jack Concannon	QB	Boston College
1963	Dec. 3, 1962	Los Angeles Rams	Terry Baker	QB	Oregon State
	Dec. 1, 1962	Kansas City Chiefs (AFL)	Buck Buchanan	DT	Grambling
1962	Dec. 4, 1961	Washington Redskins	Ernie Davis	RB	Syracuse
	Dec. 2, 1961	Oakland Raiders (AFL)	Roman Gabriel	QB	North Carolina State
1961	Dec. 27-28, 1960	Minnesota Vikings	Tommy Mason	RB	Tulane
	Nov. 23, 1960	Buffalo Bills (AFL)	Ken Rice	G	Auburn

## NO. 1 DRAFT CHOICES

Season	Date	Team	Player	Position	College
1960	Nov. 30, 1959	Los Angeles Rams	Billy Cannon	RB	LSU
	Nov. 22, Dec. 2, 1959	(AFL had no formal first pick)			
1959	Dec. 2, 1958	Green Bay Packers	Randy Duncan	QB	Iowa
1958	Dec. 2, 1957	Chicago Cardinals	King Hill	QB	Rice
1957	Nov. 27, 1956	Green Bay Packers	Paul Hornung	HB	Notre Dame
1956	Nov. 29, 1955	Pittsburgh Steelers	Gary Glick	DB	Colorado A&M
1955	Jan. 27-28	Baltimore Colts	George Shaw	QB	Oregon
1954	Jan. 28	Cleveland Browns	Bobby Garrett	QB	Stanford
1953	Jan. 22	San Francisco 49ers	Harry Babcock	E	Georgia
1952	Jan. 17	Los Angeles Rams	Bill Wade	QB	Vanderbilt
1951	Jan. 18-19	New York Giants	Kyle Rote	HB	Southern Methodist
1950	Jan. 21-22	Detroit Lions	Leon Hart	E	Notre Dame
1949	Dec. 21, 1948	Philadelphia Eagles	Chuck Bednarik	C	Pennsylvania
1948	Dec. 19, 1947	Washington Redskins	Harry Gilmer	QB	Alabama
1947	Dec. 16, 1946	Chicago Bears	Bob Fenimore	HB	Oklahoma A&M
1946	Jan. 14	Boston Yanks	Frank Dancewicz	QB	Notre Dame
1945	April 6	Chicago Cardinals	Charley Trippi	HB	Georgia
1944	April 19	Boston Yanks	Angelo Bertelli	QB	Notre Dame
1943	April 8	Detroit Lions	Frank Sinkwich	HB	Georgia
1942	Dec. 22, 1941	Pittsburgh Steelers	Bill Dudley	HB	Virginia
1941	Dec. 10, 1940	Chicago Bears	Tom Harmon	HB	Michigan
1940	Dec. 9, 1939	Chicago Cardinals	George Cafego	HB	Tennessee
1939	Dec. 8, 1938	Chicago Cardinals	Ki Aldrich	C	TCU
1938	Dec. 12, 1937	Cleveland Rams	Corbett Davis	FB	Indiana
1937	Dec. 12, 1936	Philadelphia Eagles	Sam Francis	FB	Nebraska
1936	Feb. 8	Philadelphia Eagles	Jay Berwanger	HB	Chicago

*Note: From 1947 through 1958, the first selection in the draft was a Bonus pick, awarded to the winner of a random draw. That club, in turn, forfeited its last-round draft choice. The winner of the Bonus choice was eliminated from future draws. The system was abolished after 1958, by which time all clubs had received a Bonus choice.*

### DRAFT LOCATION HISTORY

Draft	Location	City	Draft	Location	City
1936	Ritz-Carlton	Philadelphia	2019	Downtown Nashville	Nashville
1937	Hotel Lincoln	New York	2020	Virtual Draft (COVID-19 pandemic)	
1938	Hotel Sherman	Chicago	2021	Downtown Cleveland	Cleveland
1939	Hotel New Yorker	New York	2022	Las Vegas Boulevard/surrounding areas	Las Vegas
1940	Schroeder Hotel	Millwaukee	2023	Downtown Kansas City	Kansas City
1941	Willard Hotel	Washington, D.C.	2024	Downtown Detroit	Detroit
1942-44	Palmer House	Chicago			
1945-47	Hotel Commodore	New York			
1948	Hotel Fort Pitt	Pittsburgh			
1949-50	Bellevue-Stratford Hotel	Philadelphia			
1951	Blackstone Hotel	Chicago			
1952	Hotel Statler	New York			
1953-54	Bellevue-Stratford Hotel	Philadelphia			
1955	Warwick Hotel	New York			
1956	Bellevue-Stratford Hotel (Rounds 1-3)	Philadelphia			
	Ambassador Hotel (Rounds 4-30)	Los Angeles			
1957	Warwick Hotel (Rounds 1-4)	Philadelphia			
	Bellevue-Stratford Hotel (Rounds 5-30)	Philadelphia			
1958-61	Warwick Hotel	Philadelphia			
1962-64	Sheraton Hotel	Chicago			
1965-66	Summit Hotel	New York			
1967	Hotel Gotham	New York			
1968-71	Belmont Plaza Hotel	New York			
1972	Essex House	New York			
1973-74	Americana Hotel	New York			
1975	Hilton Hotel	New York			
1976-78	Roosevelt Hotel	New York			
1979	Waldorf	New York			
1980-83	Sheraton Hotel	New York			
1984-85	Omni Park Central Hotel	New York			
1986-94	Marriott Marquis	New York			
1995-2004	Theatre at Madison Square Garden	New York			
2005	Jacob Javits Convention Center	New York			
2006-14	Radio City Music Hall	New York			
2015-16	Auditorium Theatre at Roosevelt University	Chicago			
2017	Benjamin Franklin Parkway	Philadelphia			
2018	AT&T Stadium	Dallas			

### NO. 1 DRAFT CHOICES BY POSITION

Quarterbacks:	37
Running Backs:	23
Defensive Linemen:	15
Offensive Linemen:	7
Wide Receivers:	6
Linebackers:	4
Defensive Backs:	1

### NFL DRAFT, NUMBER OF ROUNDS

1936:	9
1937:	10
1938-42:	22
1943-48:	32
1949:	25
1950-59:	30
1960-66:	20
1967-76:	17
1977-92:	12
1993:	8
1994-2022:	7

## FIRST-ROUND SELECTIONS

*If club had no first-round selection, first player drafted is listed with round in parentheses.*

## ARIZONA CARDINALS

1936 Jim Lawrence, TCU, B  
 1937 Ray Buivid, Marquette, B  
 1938 Jack Robbins, Arkansas, A  
 1939 Charles (Ki) Aldrich, TCU, C  
 1940 George Cafego, Tennessee, B  
 1941 John Kimbrough, Texas A&M, B  
 1942 Steve Lach, Duke, B  
 1943 Glenn Dobbs, Tulsa, B  
 1944 Pat Harder, Wisconsin, B  
 1945 Charley Trippi, Georgia, B  
 1946 Dub Jones, LSU, B  
 1947 DeWitt (Tex) Coulter, Army, T  
 1948 Jim Spavital, Oklahoma A&M, B  
 1949 Bill Fischer, Notre Dame, G  
 1950 Jack Jennings, Ohio State, T (2)  
 1951 Jerry Groom, Notre Dame, C  
 1952 Ollie Matson, San Francisco, B  
 1953 Johnny Olszewski, California, B  
 1954 Lamar McHan, Arkansas, B  
 1955 Max Boydston, Oklahoma, E  
 1956 Joe Childress, Auburn, B  
 1957 Jerry Tubbs, Oklahoma, C  
 1958 King Hill, Rice, B  
 John David Crow, Texas A&M, B  
 1959 Bill Stacy, Mississippi State, B  
 1960 George Izo, Notre Dame, QB  
 1961 Ken Rice, Auburn, T  
 1962 Fate Echols, Northwestern, DT  
 1963 Irv Goode, Kentucky, C  
 Jerry Stovall, LSU, S  
 Don Brumm, Purdue, DE  
 1964 Ken Kortas, Louisville, DT  
 1965 Joe Namath, Alabama, QB  
 1966 Carl McAdams, Oklahoma, LB  
 1967 Dave Williams, Washington, WR  
 1968 MacArthur Lane, Utah State, RB  
 1969 Roger Wehrli, Missouri, DB  
 1970 Larry Stegent, Texas A&M, RB  
 1971 Norm Thompson, Utah, CB  
 1972 Ahmad Rashad, Oregon, RB-WR  
 1973 Dave Butz, Purdue, DT  
 1974 J.V. Cain, Colorado, TE  
 1975 Tim Gray, Texas A&M, DB  
 1976 Mike Dawson, Arizona, DT  
 1977 Steve Pisarkiewicz, Missouri, QB  
 1978 Steve Little, Arkansas, K  
 Ken Greene, Washington State, DB  
 1979 Otis Anderson, Miami, RB  
 1980 Curtis Greer, Michigan, DE  
 1981 E.J. Junior, Alabama, LB  
 1982 Luis Sharpe, UCLA, T  
 1983 Leonard Smith, McNeese St., DB  
 1984 Clyde Duncan, Tennessee, WR  
 1985 Freddie Joe Nunn, Mississippi, LB  
 1986 Anthony Bell, Michigan State, LB  
 1987 Kelly Stouffer, Colorado State, QB  
 1988 Ken Harvey, California, LB  
 1989 Eric Hill, LSU, LB  
 Joe Wolf, Boston College, G  
 1990 Anthony Thompson, Indiana, RB (2)  
 1991 Eric Swann, No College, DE  
 1992 Tony Sacca, Penn State, QB (2)  
 1993 Garrison Hearst, Georgia, RB  
 Ernest Dye, South Carolina, T  
 1994 Jamir Miller, UCLA, LB  
 1995 Frank Sanders, Auburn, WR (2)  
 1996 Simeon Rice, Illinois, DE  
 1997 Tom Knight, Iowa, DB

1998 Andre Wadsworth, Florida St., DE  
 1999 David Boston, Ohio State, WR  
 L.J. Shelton, Eastern Michigan, T  
 2000 Thomas Jones, Virginia, RB  
 2001 Leonard Davis, Texas, T  
 2002 Wendell Bryant, Wisconsin, DT  
 2003 Bryant Johnson, Penn State, WR  
 Calvin Pace, Wake Forest, DE  
 2004 Larry Fitzgerald, Pittsburgh, WR  
 2005 Antrel Rolle, Miami, DB  
 2006 Matt Leinart, Southern California, QB  
 2007 Levi Brown, Penn State, T  
 2008 Dominique Rodgers-Cromartie, Tenn. St., DB  
 2009 Beanie Wells, Ohio State, RB  
 2010 Dan Williams, Tennessee, DT  
 2011 Patrick Peterson, Louisiana St., DB  
 2012 Michael Floyd, Notre Dame, WR  
 2013 Jonathan Cooper, North Carolina, G  
 2014 Deone Bucannon, Washington St., DB  
 2015 D.J. Humphries, Florida, T  
 2016 Robert Nkemdiche, Mississippi, DT  
 2017 Haason Reddick, Temple, LB  
 2018 Josh Rosen, UCLA, QB  
 2019 Kyler Murray, Oklahoma, QB  
 2020 Isaiah Simmons, Clemson, LB  
 2021 Zaven Collins, Tulsa, LB  
 2022 Trey McBride, Colorado State, TE (2)

## ATLANTA FALCONS

1966 Tommy Nobis, Texas, LB  
 Randy Johnson, Texas A&I, QB  
 1967 Leo Carroll, San Diego St., DE (2)  
 1968 Claude Humphrey, Tennessee St., DE  
 1969 George Kunz, Notre Dame, T  
 1970 John Small, Citadel, LB  
 1971 Joe Profit, Northeast Louisiana, RB  
 1972 Clarence Ellis, Notre Dame, DB  
 1973 Greg Marx, Notre Dame, DT (2)  
 1974 Gerald Tinker, Kent State, WR (2)  
 1975 Steve Bartkowski, California, QB  
 1976 Bubba Bean, Texas A&M, RB  
 1977 Warren Bryant, Kentucky, T  
 Wilson Faumuina, San Jose St., DT  
 1978 Mike Kenn, Michigan, T  
 1979 Don Smith, Miami, DE  
 1980 Junior Miller, Nebraska, TE  
 1981 Bobby Butler, Florida State, DB  
 1982 Gerald Riggs, Arizona State, RB  
 1983 Mike Pitts, Alabama, DE  
 1984 Rick Bryan, Oklahoma, DT  
 1985 Bill Fralic, Pittsburgh, T  
 1986 Tony Casillas, Oklahoma, NT  
 Tim Green, Syracuse, LB  
 1987 Chris Miller, Oregon, QB  
 1988 Aundray Bruce, Auburn, LB  
 1989 Deion Sanders, Florida State, DB  
 Shawn Collins, No. Arizona, WR  
 1990 Steve Broussard, Washington St., RB  
 1991 Bruce Pickens, Nebraska, DB  
 Mike Pritchard, Colorado, WR  
 1992 Bob Whitfield, Stanford, T  
 Tony Smith, So. Mississippi, RB  
 Lincoln Kennedy, Washington, T  
 1994 Bert Emanuel, Rice, WR (2)  
 1995 Devin Bush, Florida State, DB  
 1996 Shannon Brown, Alabama, DT (3)  
 1997 Michael Booker, Nebraska, DB  
 1998 Keith Brooking, Georgia Tech, LB  
 1999 Patrick Kerney, Virginia, DE  
 2000 Travis Claridge, Southern California, T (2)  
 2001 Michael Vick, Virginia Tech, QB  
 2002 T.J. Duckett, Michigan State, RB  
 2003 Bryan Scott, Penn State, DB (2)

2004 DeAngelo Hall, Virginia Tech, DB  
 Michael Jenkins, Ohio State, WR  
 2005 Roddy White, Ala.-Birmingham, WR  
 2006 Jimmy Williams, Virginia Tech, DB (2)  
 2007 Jamaal Anderson, Arkansas, DE  
 2008 Matt Ryan, Boston College, QB  
 Sam Baker, Southern California, T  
 2009 Peria Jerry, Mississippi, DT  
 2010 Sean Weatherspoon, Missouri, LB  
 2011 Julio Jones, Alabama, WR  
 2012 Peter Konz, Wisconsin, G (2)  
 2013 Desmond Trufant, Washington, DB  
 2014 Jake Matthews, Texas A&M, T  
 2015 Vic Beasley, Clemson, DE  
 2016 Keanu Neal, Florida, DB  
 2017 Takkari McKinley, UCLA, DE  
 2018 Calvin Ridley, Alabama, WR  
 2019 Chris Lindstrom, Boston College, G  
 Kaleb McGary, Washington, T  
 2020 A.J. Terrell, Clemson, DB  
 2021 Kyle Pitts, Florida, TE  
 2022 Drake London, Southern California, WR

## BALTIMORE RAVENS

1996 Jonathan Ogden, UCLA, T  
 Ray Lewis, Miami, LB  
 1997 Peter Boulware, Florida State, DE  
 1998 Duane Starks, Miami, DB  
 1999 Chris McAlister, Arizona, DB  
 2000 Jamal Lewis, Tennessee, RB  
 Travis Taylor, Florida, WR  
 2001 Todd Heap, Arizona State, TE  
 2002 Ed Reed, Miami, DB  
 2003 Terrell Suggs, Arizona State, DE  
 Kyle Boller, California, QB  
 2004 Dwan Edwards, Oregon St., DT (2)  
 2005 Mark Clayton, Oklahoma, WR  
 2006 Haloti Ngata, Oregon, DT  
 2007 Ben Grubbs, Auburn, G  
 2008 Joe Flacco, Delaware, QB  
 2009 Michael Oher, Mississippi, T  
 2010 Sergio Kindle, Texas, LB (2)  
 2011 Jimmy Smith, Colorado, DB  
 2012 Courtney Upshaw, Alabama, LB (2)  
 2013 Matt Elam, Florida, DB  
 2014 C.J. Mosley, Alabama, LB  
 2015 Breshad Perriman, Central Florida, WR  
 2016 Ronnie Stanley, Notre Dame, T  
 2017 Marlon Humphrey, Alabama, DB  
 2018 Hayden Hurst, South Carolina, TE  
 Lamar Jackson, Louisville, QB  
 2019 Marquise Brown, Oklahoma, WR  
 2020 Patrick Queen, LSU, LB  
 2021 Rashod Bateman, Minnesota, WR  
 Jayson Oweh, Penn State, LB  
 2022 Kyle Hamilton, Notre Dame, DB  
 Tyler Lindenbaum, Iowa, C

## BUFFALO BILLS

1960 Richie Lucas, Penn State, QB  
 1961 Ken Rice, Auburn, T  
 1962 Ernie Davis, Syracuse, RB  
 1963 Dave Behrman, Michigan State, C  
 1964 Carl Eller, Minnesota, DE  
 1965 Jim Davidson, Ohio State, T  
 1966 Mike Dennis, Mississippi, RB  
 1967 John Pitts, Arizona State, S  
 1968 Haven Moses, San Diego St., WR  
 1969 O.J. Simpson, Southern California, RB  
 1970 Al Cowlings, Southern California, DE  
 1971 J.D. Hill, Arizona State, WR  
 1972 Walt Patulski, Notre Dame, DE

## FIRST-ROUND SELECTIONS

1973 Paul Seymour, Michigan, TE	2005 Thomas Davis, Georgia, DB	1976 Dennis Lick, Wisconsin, T
Joe DeLamielleure, Michigan St., G	2006 DeAngelo Williams, Memphis, RB	1977 Ted Albrecht, California, T
1974 Reuben Gant, Oklahoma State, TE	2007 Jon Beason, Miami, LB	1978 Brad Shearer, Texas, DT (3)
1975 Tom Ruud, Nebraska, LB	2008 Jonathan Stewart, Oregon, RB	1979 Dan Hampton, Arkansas, DT
1976 Mario Clark, Oregon, DB	Jeff Olah, Pittsburgh, T	Al Harris, Arizona State, DE
1977 Phil Dokes, Oklahoma State, DT	2009 Everette Brown, Florida St., DE (2)	1980 Otis Wilson, Louisville, LB
1978 Terry Miller, Oklahoma State, RB	2010 Jimmy Clausen, Notre Dame, QB (2)	1981 Keith Van Horn, Southern California, T
1979 Tom Cousineau, Ohio State, LB	2011 Cam Newton, Auburn, QB	1982 Jim McMahon, Brigham Young, QB
Jerry Butler, Clemson, WR	2012 Luke Kuechly, Boston College, LB	1983 Jim Covert, Pittsburgh, T
1980 Jim Ritcher, North Carolina St., C	2013 Star Lotulelei, Utah, DT	Willie Gault, Tennessee, WR
1981 Booker Moore, Penn State, RB	2014 Kelvin Benjamin, Florida State, WR	1984 Wilber Marshall, Florida, LB
1982 Perry Tuttle, Clemson, WR	2015 Shaq Thompson, Washington, LB	1985 William Perry, Clemson, DT
1983 Tony Hunter, Notre Dame, TE	2016 Vernon Butler, Louisiana Tech, DT	1986 Neal Anderson, Florida, RB
Jim Kelly, Miami, QB	2017 Christian McCaffrey, Stanford, RB	1987 Jim Harbaugh, Michigan, QB
1984 Greg Bell, Notre Dame, RB	2018 D.J. Moore, Maryland, WR	1988 Brad Muster, Stanford, RB
1985 Bruce Smith, Virginia Tech, DE	2019 Brian Burns, Florida State, DE	Wendell Davis, Louisiana St., WR
Derrick Burroughs, Memphis St., DB	2020 Derrick Brown, Auburn, DT	1989 Donnell Woolford, Clemson, DB
1986 Ronnie Harmon, Iowa, RB	2021 Jaycee Horn, South Carolina, DB	Trace Armstrong, Florida, DE
Will Wolford, Vanderbilt, T	2022 Ikem Ekwonu, North Carolina State, T	1990 Mark Carrier, Southern California, DB
1987 Shane Conlan, Penn State, LB		1991 Stan Thomas, Texas, T
1988 Thurman Thomas, Oklahoma St., RB (2)	<b>CHICAGO BEARS</b>	1992 Alonzo Spellman, Ohio State, DE
1989 Don Beebe, Chadron, Neb., WR (3)	1936 Joe Stydahar, West Virginia, T	1993 Curtis Conway, Southern California, WR
1990 James Williams, Fresno State, DB	1937 Les McDonald, Nebraska, E	1994 John Thierry, Alcorn State, DE
1991 Henry Jones, Illinois, DB	1938 Joe Gray, Oregon State, B	1995 Rashaan Salaam, Colorado, RB
1992 John Fina, Arizona, T	1939 Sid Luckman, Columbia, QB	1996 Walt Harris, Mississippi State, DE
1993 Thomas Smith, North Carolina, DB	Bill Osmanski, Holy Cross, B	1997 John Allred, Southern California, TE (2)
1994 Jeff Burris, Notre Dame, DB	1940 Clyde (Bulldog) Turner, Hardin-Simmons, C	1998 Curtis Enis, Penn State, RB
1995 Ruben Brown, Pittsburgh, G	1941 Tom Harmon, Michigan, B	1999 Cade McNown, UCLA, QB
1996 Eric Moulds, Mississippi St., WR	Norm Standlee, Stanford, B	2000 Brian Urlacher, New Mexico, LB
1997 Antowain Smith, Houston, RB	Don Scott, Ohio State, B	2001 David Terrell, Michigan, WR
1998 Sam Cowart, Florida State, LB (2)	1942 Frankie Albert, Stanford, B	2002 Marc Colombo, Boston College, T
1999 Antoine Winfield, Ohio State, DB	1943 Bob Steber, Missouri, B	2003 Michael Haynes, Penn State, DE
2000 Erik Flowers, Arizona State, DE	1944 Ray Evans, Kansas, B	Rex Grossman, Florida, QB
2001 Nate Clements, Ohio State, DB	1945 Don Lund, Michigan, B	2004 Tommie Harris, Oklahoma, DT
2002 Mike Williams, Texas, T	1946 Johnny Lujack, Notre Dame, QB	2005 Cedric Benson, Texas, RB
2003 Willis McGahee, Miami, RB	1947 Bob Fenimore, Oklahoma State, B	2006 Daneal Manning, Abilene Christian, DB (2)
2004 Lee Evans, Wisconsin, WR	Don Kindt, Wisconsin, B	2007 Greg Olsen, Miami, TE
J.P. Losman, Tulane, QB	1948 Bobby Layne, Texas, QB	2008 Chris Williams, Vanderbilt, T
2005 Roscoe Parrish, Miami, WR (2)	Max Bumgardner, Texas, E	2009 Jarron Gilbert, San Jose State, DT (3)
2006 Donte' Whitner, Ohio State, DB	1949 Dick Harris, Texas, C	2010 Major Wright, Florida, DB (3)
John McCargo, North Carolina St., DT	1950 Chuck Hunsinger, Florida, B	2011 Gabe Carimi, Wisconsin, T
2007 Marshawn Lynch, California, RB	Fred Morrison, Ohio State, B	2012 Shea McClellin, Boise State, DE
2008 Leodis McKelvin, Troy, DB	Bob Williams, Notre Dame, B	2013 Kyle Long, Oregon, G
2009 Aaron Maybin, Penn State, DE	Billy Stone, Bradley, B	2014 Kyle Fuller, Virginia Tech, DB
Eric Wood, Louisville, C	Gene Schroeder, Virginia, E	2015 Kevin White, West Virginia, WR
2010 C.J. Spiller, Clemson, RB	1952 Jim Dooley, Miami, B	2016 Leonard Floyd, Georgia, LB
2011 Marcell Dareus, Alabama, DT	1953 Billy Anderson, Compton (Calif.) J.C., B	2017 Mitchell Trubisky, North Carolina, QB
2012 Stephon Gilmore, South Carolina, DB	1954 Stan Wallace, Illinois, B	2018 Roquan Smith, Georgia, LB
2013 E.J. Manuel, Florida State, QB	1955 Ron Drzewiecki, Marquette, B	2019 David Montgomery, Iowa State, RB (3)
2014 Sammy Watkins, Clemson, WR	1956 Menan (Tex) Schriewer, Texas, E	2020 Cole Kmet, Notre Dame, TE (2)
2015 Ronald Darby, Florida State, DB (2)	1957 Earl Leggett, LSU, T	2021 Justin Fields, Ohio State, QB
2016 Shaq Lawson, Clemson, DE	1958 Chuck Howley, West Virginia, G	2022 Kyler Gordon, Washington, DB (2)
2017 Tre'Davious White, LSU, DB	1959 Don Clark, Ohio State, B	
2018 Josh Allen, Wyoming, QB	1960 Roger Davis, Syracuse, G	<b>CINCINNATI BENGALS</b>
Tremaine Edmunds, Virginia Tech, LB	1961 Mike Ditka, Pittsburgh, E	1968 Bob Johnson, Tennessee, C
2019 Ed Oliver, Houston, DT	1962 Ronnie Bull, Baylor, RB	1969 Greg Cook, Cincinnati, QB
2020 A.J. Epenesa, Iowa, DE (2)	1963 Dave Behrman, Michigan State, C	1970 Mike Reid, Penn State, DT
2021 Gregory Rousseau, Miami (Fla.), DE	1964 Dick Evey, Tennessee, DT	1971 Vernon Holland, Tennessee St., T
2022 Kair Elam, Florida, DB	1965 Dick Butkus, Illinois, LB	1972 Sherman White, California, DE
	Gale Sayers, Kansas, RB	1973 Isaac Curtis, San Diego State, WR
	Steve DeLong, Tennessee, T	1974 Bill Kollar, Montana State, DT
<b>CAROLINA PANTHERS</b>	1966 George Rice, LSU, DT	1975 Glenn Cameron, Florida, LB
1995 Kerry Collins, Penn State, QB	1967 Loyd Phillips, Arkansas, DE	1976 Billy Brooks, Oklahoma, WR
Tyrone Poole, Ft. Valley State, DB	1968 Mike Hull, Southern California, RB	Archie Griffin, Ohio State, RB
Blake Brockermeyer, Texas, T	1969 Rufus Mayes, Ohio State, T	1977 Eddie Edwards, Miami, DT
1996 Tim Biakabutuka, Michigan, RB	1970 George Farmer, UCLA, WR (3)	Wilson Whitley, Houston, DT
1997 Rae Carruth, Colorado, WR	1971 Joe Moore, Missouri, RB	Mike Cobb, Michigan State, TE
1998 Jason Peter, Nebraska, DT	1972 Lionel Antoine, Southern Illinois, T	1978 Ross Browner, Notre Dame, DT
1999 Chris Terry, Georgia, T (2)	Craig Clemons, Iowa, DB	Blair Bush, Washington, C
2000 Rashard Anderson, Jackson St., DB	1973 Wally Chambers, Eastern Kentucky, DE	1979 Jack Thompson, Washington St., QB
2001 Dan Morgan, Miami, LB	1974 Waymond Bryant, Tennessee St., LB	Charles Alexander, Louisiana St., RB
2002 Julius Peppers, North Carolina, DE	Dave Gallagher, Michigan, DT	1980 Anthony Muñoz, Southern California, T
2003 Jordan Gross, Utah, T	1975 Walter Payton, Jackson State, RB	1981 David Verser, Kansas, WR
2004 Chris Gamble, Ohio State, DB		



## FIRST-ROUND SELECTIONS

1971	Marv Montgomery, Southern California, T	1952	Yale Lary, Texas A&M, B (3)	2017	Jarrad Davis, Florida, LB
1972	Riley Odoms, Houston, TE	1953	Harley Sewell, Texas, G	2018	Frank Ragnow, Arkansas, C
1973	Otis Armstrong, Purdue, RB	1954	Dick Chapman, Rice, T	2019	T.J. Hockenson, Iowa, TE
1974	Randy Gradishar, Ohio State, LB	1955	Dave Middleton, Auburn, B	2020	Jeff Okudah, Ohio State, DB
1975	Louis Wright, San Jose State, DB	1956	Hopalong Cassidy, Ohio State, B	2021	Penel Sewell, Oregon, T
1976	Tom Glassic, Virginia, G	1957	Bill Glassic, Baylor, G	2022	Aidan Hutchinson, Michigan, DE
1977	Steve Schindler, Boston College, G	1958	Alex Karras, Iowa, T		Jameson Williams, Alabama, WR
1978	Don Latimer, Miami, DT	1959	Nick Pietrosante, Notre Dame, B	<b>GREEN BAY PACKERS</b>	
1979	Kelvin Clark, Nebraska, T	1960	John Robinson, LSU, S	1936	Russ Letlow, San Francisco, G
1980	Rulon Jones, Utah State, DE (2)	1961	Danny LaRose, Missouri, T (2)	1937	Eddie Jankowski, Wisconsin, B
1981	Dennis Smith, Southern California, DB	1962	John Hadl, Kansas, QB	1938	Cecil Isbell, Purdue, B
1982	Gerald Willhite, San Jose St., RB	1963	Daryl Sanders, Ohio State, T	1939	Larry Buhler, Minnesota, B
1983	Chris Hinton, Northwestern, G	1964	Pete Beathard, Southern California, QB	1940	Harold Van Every, Minnesota, B
1984	Andre Townsend, Mississippi, DE (2)	1965	Tom Nowatzke, Indiana, RB	1941	George Paskvan, Wisconsin, B
1985	Steve Sewell, Oklahoma, RB	1966	Nick Eddy, Notre Dame, RB (2)	1942	Urban Odson, Minnesota, T
1986	Jim Juriga, Illinois, T (4)	1967	Mel Farr, UCLA, RB	1943	Dick Wildung, Minnesota, T
1987	Ricky Nattiel, Florida, WR	1968	Greg Landry, Massachusetts, QB	1944	Merv Pregulman, Michigan, G
1988	Ted Gregory, Syracuse, NT		Earl McCullough, Southern California, WR	1945	Walt Schlinkman, Texas Tech, B
1989	Steve Atwater, Arkansas, DB	1969	Allie Taylor, Utah State, RB (2)	1946	Johnny Strzykalski, Marquette, B
1990	Alton Montgomery, Houston, DB (2)	1970	Steve Owens, Oklahoma, RB	1947	Ernie Case, UCLA, B
1991	Mike Croel, Nebraska, LB	1971	Bob Bell, Cincinnati, DT	1948	Earl (Jug) Girard, Wisconsin, B
1992	Tommy Maddox, UCLA, QB	1972	Herb Orvis, Colorado, DE	1949	Stan Heath, Nevada, B
1993	Dan Williams, Toledo, DE	1973	Ernie Price, Texas A&I, DE	1950	Clayton Tonnmaker, Minnesota, C
1994	Allen Aldridge, Houston, LB (2)	1974	Ed O'Neil, Penn State, LB	1951	Bob Gain, Kentucky, T
1995	Jamie Brown, Florida A&M, T (4)	1975	Lynn Boden, South Dakota St., G	1952	Babe Parilli, Kentucky, QB
1996	John Mobley, Kutztown, LB	1976	James Hunter, Grambling, DB	1953	Al Carmichael, Southern California, B
1997	Trevor Pryce, Clemson, DT		Lawrence Gaines, Wyoming, RB	1954	Art Hunter, Notre Dame, T
1998	Marcus Nash, Tennessee, WR	1977	Walt Williams, New Mexico St., DB (2)		Veryl Switzer, Kansas State, B
1999	Al Wilson, Tennessee, LB	1978	Luther Bradley, Notre Dame, DB	1955	Tom Bettis, Purdue, G
2000	Deltha O'Neal, California, DB	1979	Keith Dorney, Penn State, T	1956	Jack Losch, Miami, B
2001	Willie Middlebrooks, Minnesota, DB	1980	Billy Sims, Oklahoma, RB	1957	Paul Hornung, Notre Dame, B
2002	Ashley Lelie, Hawaii, WR	1981	Mark Nichols, San Jose State, WR		Ron Kramer, Michigan, E
2003	George Foster, Georgia, T	1982	Jimmy Williams, Nebraska, LB	1958	Dan Currie, Michigan State, C
2004	D.J. Williams, Miami, LB	1983	James Jones, Florida, RB	1959	Randy Duncan, Iowa, B
2005	Darrent Williams, Oklahoma St., DB (2)	1984	David Lewis, California, TE	1960	Tom Moore, Vanderbilt, RB
2006	Jay Cutler, Vanderbilt, QB	1985	Lomas Brown, Florida, T	1961	Herb Adderley, Michigan State, CB
2007	Jarvis Moss, Florida, DE	1986	Chuck Long, Iowa, QB	1962	Earl Gros, LSU, RB
2008	Ryan Clady, Boise State, T	1987	Reggie Rogers, Washington, DE	1963	Dave Robinson, Penn State, LB
2009	Knowshon Moreno, Georgia, RB	1988	Bennie Blades, Miami, DB	1964	Lloyd Voss, Nebraska, DT
	Robert Ayers, Tennessee, DE	1989	Barry Sanders, Oklahoma St., RB	1965	Donny Anderson, Texas Tech, RB
2010	Demaryius Thomas, Georgia Tech, WR	1990	Andre Ware, Houston, QB		Lawrence Elkins, Baylor, E
	Tim Tebow, Florida, QB	1991	Herman Moore, Virginia, WR	1966	Jim Grabowski, Illinois, RB
2011	Von Miller, Texas A&M, LB	1992	Robert Porcher, South Carolina St., DE		Gale Gillingham, Minnesota, T
2012	Derek Wolfe, Cincinnati, DT (2)	1993	Ryan McNeil, Miami, DB (2)	1967	Bob Hyland, Boston College, C
2013	Sylvester Williams, North Carolina, DT	1994	Johnnie Morton, Southern California, WR		Don Horn, San Diego State, QB
2014	Bradley Roby, Ohio State, DB	1995	Luther Elliss, Utah, DT	1968	Fred Carr, Texas-El Paso, LB
2015	Shane Ray, Missouri, DE	1996	Reggie Brown, Texas A&M, LB		Bill Lueck, Arizona, G
2016	Paxton Lynch, Memphis, QB		Jeff Hartings, Penn State, G	1969	Rich Moore, Villanova, DT
2017	Garett Bolles, Utah, T	1997	Bryant Westbrook, Texas, DB	1970	Mike McCoy, Notre Dame, DT
2018	Bradley Chubb, North Carolina St., DE	1998	Terry Fair, Tennessee, DB		Rich McGeorge, Elon, TE
2019	Noah Fant, Iowa, TE	1999	Chris Claiborne, Southern California, LB	1971	John Brockington, Ohio State, RB
2020	Jerry Jeudy, Alabama, WR		Aaron Gibson, Wisconsin, T	1972	Willie Buchanon, San Diego St., DB
2021	Patrick Surtain, Alabama, DB	2000	Stockar McDougle, Oklahoma, T		Jerry Tagge, Nebraska, QB
2022	Nik Bonitto, Oklahoma, LB (2)	2001	Jeff Backus, Michigan, T	1973	Barry Smith, Florida State, WR
<b>DETROIT LIONS</b>					
1936	Sid Wagner, Michigan State, G	2002	Joey Harrington, Oregon, QB	1974	Barty Smith, Richmond, RB
1937	Lloyd Cardwell, Nebraska, B	2003	Charles Rogers, Michigan State, WR	1975	Bill Bain, Southern California, G (2)
1938	Alex Wojciechowicz, Fordham, C	2004	Roy Williams, Texas, WR	1976	Mark Koncar, Colorado, T
1939	John Pingel, Michigan State, B		Kevin Jones, Virginia Tech, RB	1977	Mike Butler, Kansas, DE
1940	Doyle Nave, Southern California, B	2005	Mike Williams, So. California, WR		Ezra Johnson, Morris Brown, DE
1941	Jim Thomason, Texas A&M, B	2006	Ernie Sims, Florida State, LB	1978	James Lofton, Stanford, WR
1942	Bob Westfall, Michigan, B	2007	Calvin Johnson, Georgia Tech, WR		John Anderson, Michigan, LB
1943	Frank Sinkwich, Georgia, B	2008	Gosder Cherilus, Boston College, T	1979	Eddie Lee Ivery, Georgia Tech, RB
1944	Otto Graham, Northwestern, B	2009	Matthew Stafford, Georgia, QB	1980	Bruce Clark, Penn State, DE
1945	Frank Szymanski, Notre Dame, C		Brandon Pettigrew, Oklahoma St., TE		George Cumbly, Oklahoma, LB
1946	Bill Dellastatious, Missouri, B	2010	Ndamukong Suh, Nebraska, DT	1981	Rich Campbell, California, QB
1947	Glenn Davis, Army, B		Jahvid Best, California, RB	1982	Ron Hallstrom, Iowa, G
1948	Y.A. Tittle, LSU, B	2011	Nick Fairley, Auburn, DT	1983	Tim Lewis, Pittsburgh, DB
1949	John Rauch, Georgia, B	2012	Riley Reiff, Iowa, T	1984	Alphonso Carreker, Florida St., DE
1950	Leon Hart, Notre Dame, E	2013	Ezekiel Ansah, Brigham Young, DE	1985	Ken Ruettgens, Southern California, T
	Joe Watson, Rice, C	2014	Eric Ebron, North Carolina, TE	1986	Kenneth Davis, TCU, RB (2)
1951	Dick Stanfel, San Francisco, G (2)	2015	Laken Tomlinson, Duke, G	1987	Brent Fullwood, Auburn, RB
		2016	Taylor Decker, Ohio State, T	1988	Sterling Sharpe, South Carolina, WR

## FIRST-ROUND SELECTIONS

1989 Tony Mandarich, Michigan State, T  
 1990 Tony Bennett, Mississippi, LB  
 Darrell Thompson, Minnesota, RB  
 1991 Vinnie Clark, Ohio State, DB  
 1992 Terrell Buckley, Florida State, DB  
 1993 Wayne Simmons, Clemson, LB  
 George Teague, Alabama, DB  
 1994 Aaron Taylor, Notre Dame, T  
 1995 Craig Newsome, Arizona State, DB  
 1996 John Michels, Southern California, T  
 1997 Ross Verba, Iowa, T  
 1998 Vonnie Holliday, North Carolina, DT  
 1999 Antuan Edwards, Clemson, DB  
 2000 Bubba Franks, Miami, TE  
 2001 Jamal Reynolds, Florida State, DE  
 2002 Javon Walker, Florida State, WR  
 2003 Nick Barnett, Oregon State, LB  
 2004 Ahmad Carroll, Arkansas, DB  
 2005 Aaron Rodgers, California, QB  
 2006 A.J. Hawk, Ohio State, LB  
 2007 Justin Harrell, Tennessee, DT  
 2008 Jordy Nelson, Kansas State, WR (2)  
 2009 B.J. Raji, Boston College, DT  
 Clay Matthews, Southern California, LB  
 2010 Bryan Bulaga, Iowa, T  
 2011 Derek Sherrod, Mississippi State, T  
 2012 Nick Perry, Southern California, LB  
 2013 Datone Jones, UCLA, DE  
 2014 Ha Ha Clinton-Dix, Alabama, DB  
 2015 Damarious Randall, Arizona State, DB  
 2016 Kenny Clark, UCLA, DT  
 2017 Kevin King, Washington, DB (2)  
 2018 Jaire Alexander, Louisville, CB  
 2019 Rashaan Gary, Michigan, LB  
 Darnell Savage, Maryland, DB  
 2020 Jordan Love, Utah State, QB  
 2021 Eric Stokes, Georgia, DB  
 2022 Quay Walker, Georgia, LB  
 Devonte Wyatt, Georgia, DT

## HOUSTON TEXANS

2002 David Carr, Fresno State, QB  
 2003 Andre Johnson, Miami, WR  
 2004 Dunta Robinson, South Carolina, DB  
 Jason Babin, Western Michigan, LB  
 2005 Travis Johnson, Florida State, DE  
 2006 Mario Williams, North Carolina St., DE  
 2007 Amobi Okoye, Louisville, DT  
 2008 Duane Brown, Virginia Tech, T  
 2009 Brian Cushing, Southern California, LB  
 2010 Kareem Jackson, Alabama, DB  
 2011 J.J. Watt, Wisconsin, DE  
 2012 Whitney Mercilus, Illinois, LB  
 2013 DeAndre Hopkins, Clemson, WR  
 2014 Jadeveon Clowney, South Carolina, DE  
 2015 Kevin Johnson, Wake Forest, DB  
 2016 Will Fuller, Notre Dame, WR  
 2017 Deshaun Watson, Clemson, QB  
 2018 Justin Reid, Stanford, S (3)  
 2019 Tytus Howard, Alabama State, T  
 2020 Ross Blacklock, TCU, DT (2)  
 2021 Davis Mills, Stanford, QB (3)  
 2022 Derek Stingley, LSU, DB  
 Kenyon Green, Texas A&M, G

## INDIANAPOLIS COLTS

1953 Billy Vessels, Oklahoma, B  
 1954 Coitton Davidson, Baylor, B  
 1955 George Shaw, Oregon, B  
 Alan Ameche, Wisconsin, FB  
 1956 Lenny Moore, Penn State, B  
 1957 Jim Parker, Ohio State, G  
 1958 Lenny Lyles, Louisville, B  
 1959 Jackie Burkett, Auburn, C

1960 Ron Mix, Southern California, T  
 1961 Tom Matte, Ohio State, RB  
 1962 Wendell Harris, LSU, S  
 1963 Bob Vogel, Ohio State, T  
 1964 Marv Woodson, Indiana, CB  
 1965 Mike Curtis, Duke, LB  
 1966 Sam Ball, Kentucky, T  
 1967 Bubba Smith, Michigan State, DT  
 Jim Detwiler, Michigan, RB  
 1968 John Williams, Minnesota, G  
 1969 Eddie Hinton, Oklahoma, WR  
 1970 Norman Bulaich, TCU, RB  
 1971 Don McCauley, North Carolina, RB  
 Leonard Dunlap, North Texas St., DB  
 1972 Tom Drougas, Oregon, T  
 1973 Bert Jones, LSU, QB  
 Joe Ehrmann, Syracuse, DT  
 1974 John Dutton, Nebraska, DE  
 Roger Carr, Louisiana Tech, WR  
 Ken Huff, North Carolina, G  
 1975 Ken Novak, Purdue, DT  
 1976 Ken Novak, Purdue, DT  
 1977 Randy Burke, Kentucky, WR  
 1978 Reese McCall, Auburn, TE  
 1979 Barry Krauss, Alabama, LB  
 1980 Curtis Dickey, Texas A&M, RB  
 Derrick Hatchett, Texas, DB  
 1981 Randy McMillan, Pittsburgh, RB  
 Donnell Thompson, North Carolina, DT  
 1982 Johnnie Cooks, Mississippi St., LB  
 Art Schlichter, Ohio State, QB  
 1983 John Elway, Stanford, QB  
 1984 Leonard Coleman, Vanderbilt, DB  
 Ron Solt, Maryland, G  
 1985 Duane Bickett, Southern California, LB  
 1986 Jon Hand, Alabama, DE  
 1987 Cornelius Bennett, Alabama, LB  
 1988 Chris Chandler, Washington, QB (3)  
 1989 Andre Rison, Michigan State, WR  
 1990 Jeff George, Illinois, QB  
 1991 Shane Curry, Miami, DE (2)  
 1992 Steve Emtman, Washington, DT  
 Quentin Coryatt, Texas A&M, LB  
 1993 Sean Dawkins, California, WR  
 1994 Marshall Faulk, San Diego St., RB  
 Trev Alberts, Nebraska, LB  
 1995 Ellis Johnson, Florida, DT  
 1996 Marvin Harrison, Syracuse, WR  
 1997 Tarik Glenn, California, T  
 1998 Peyton Manning, Tennessee, QB  
 1999 Edgerrin James, Miami, RB  
 2000 Rob Morris, Brigham Young, LB  
 2001 Reggie Wayne, Miami, WR  
 2002 Dwight Freeney, Syracuse, DE  
 2003 Dallas Clark, Iowa, TE  
 2004 Bob Sanders, Iowa, DB (2)  
 2005 Marlin Jackson, Michigan, DB  
 2006 Joseph Addai, LSU, RB  
 2007 Anthony Gonzalez, Ohio State, WR  
 2008 Mike Pollak, Arizona State, G (2)  
 2009 Donald Brown, Connecticut, RB  
 2010 Jerry Hughes, TCU, DE  
 2011 Anthony Castonzo, Boston College, T  
 2012 Andrew Luck, Stanford, QB  
 2013 Bjoern Werner, Florida State, DE  
 2014 Jack Mewhort, Ohio State, G (2)  
 2015 Phillip Dorsett, Miami, WR  
 2016 Ryan Kelly, Alabama, C  
 2017 Malik Hooker, Ohio State, DB  
 2018 Quenton Nelson, Notre Dame, G  
 2019 Rock Ya-Sin, Temple, DB (2)  
 2020 Michael Pittman, Southern California, WR (2)  
 2021 Kwity Paye, Michigan, DE  
 2022 Alec Pierce, Cincinnati, WR (2)

## JACKSONVILLE JAGUARS

1995 Tony Boselli, Southern California, T  
 James Stewart, Tennessee, RB  
 1996 Kevin Hardy, Illinois, LB  
 1997 Renaldo Wynn, Notre Dame, DT  
 1998 Fred Taylor, Florida, RB  
 Donovan Darius, Syracuse, DB  
 1999 Fernando Bryant, Alabama, DB  
 2000 R. Jay Soward, Southern California, WR  
 2001 Marcus Stroud, Georgia, DT  
 2002 John Henderson, Tennessee, DT  
 2003 Byron Leftwich, Marshall, QB  
 2004 Reggie Williams, Washington, WR  
 2005 Matt Jones, Arkansas, WR  
 2006 Mercedes Lewis, UCLA, TE  
 2007 Reggie Nelson, Florida, DB  
 2008 Derrick Harvey, Florida, DE  
 2009 Eugene Monroe, Virginia, T  
 2010 Tyson Alualu, California, DT  
 2011 Blaine Gabbert, Missouri, QB  
 2012 Justin Blackmon, Oklahoma St., WR  
 2013 Luke Joeckel, Texas A&M, T  
 2014 Blake Bortles, Central Florida, QB  
 2015 Dante Fowler, Florida, DE  
 2016 Jalen Ramsey, Florida State, DB  
 2017 Leonard Fournette, Louisiana St., RB  
 2018 Taven Bryan, Florida, DT  
 2019 Josh Allen, Kentucky, DE  
 2020 C.J. Henderson, Florida, DB  
 K'Lavon Chaisson, LSU, LB  
 2021 Trevor Lawrence, Clemson, QB  
 Travis Etienne, Clemson, RB  
 2022 Travon Walker, Georgia, LB  
 Devin Lloyd, Utah, LB

## KANSAS CITY CHIEFS

1960 Don Meredith, So. Methodist, QB  
 1961 E.J. Holub, Texas Tech, C  
 1962 Ronnie Bull, Baylor, RB  
 1963 Buck Buchanan, Grambling, DT  
 Ed Budde, Michigan State, G  
 1964 Pete Beathard, Southern California, DB  
 1965 Gale Sayers, Kansas, RB  
 1966 Aaron Brown, Minnesota, DE  
 1967 Gene Trosch, Miami, DE-DT  
 1968 Mo Moorman, Texas A&M, G  
 George Daney, Texas-EI Paso, G  
 1969 Jim Marsalis, Tennessee State, CB  
 1970 Sid Smith, Southern California, T  
 1971 Elmo Wright, Houston, WR  
 1972 Jeff Kinney, Nebraska, RB  
 1973 Gary Butler, Rice, TE (2)  
 1974 Woody Green, Arizona State, RB  
 1975 Elmore Stephens, Kentucky, TE (2)  
 1976 Rod Walters, Iowa, G  
 1977 Gary Green, Baylor, DB  
 1978 Art Still, Kentucky, DE  
 1979 Mike Bell, Colorado State, DE  
 Steve Fuller, Clemson, QB  
 1980 Brad Budde, Southern California, G  
 1981 Willie Scott, South Carolina, TE  
 1982 Anthony Hancock, Tennessee, WR  
 1983 Todd Blackledge, Penn State, QB  
 1984 Bill Maas, Pittsburgh, DT  
 John Alt, Iowa, T  
 1985 Ethan Horton, North Carolina, RB  
 1986 Brian Jozwiak, West Virginia, T  
 1987 Paul Palmer, Temple, RB  
 1988 Neil Smith, Nebraska, DE  
 1989 Derrick Thomas, Alabama, LB  
 1990 Percy Snow, Michigan State, LB  
 1991 Harvey Williams, Louisiana St., RB  
 1992 Dale Carter, Tennessee, DB



## FIRST-ROUND SELECTIONS

1993 Will Shields, Nebraska, G (3)  
 1994 Greg Hill, Texas A&M, RB  
 1995 Trezelle Jenkins, Michigan, T  
 1996 Jerome Woods, Memphis, DB  
 1997 Tony Gonzalez, California, TE  
 1998 Victor Riley, Auburn, T  
 1999 John Tait, Brigham Young, T  
 2000 Sylvester Morris, Jackson St., WR  
 2001 Eric Downing, Syracuse, DT (3)  
 2002 Ryan Sims, North Carolina, DT  
 2003 Larry Johnson, Penn State, RB  
 2004 Junior Slavii, Oregon, DT (2)  
 2005 Derrick Johnson, Texas, LB  
 2006 Tamba Hali, Penn State, DE  
 2007 Dwayne Bowe, LSU, WR  
 2008 Glenn Dorsey, LSU, DT  
 Branden Albert, Virginia, T  
 2009 Tyson Jackson, LSU, DE  
 2010 Eric Berry, Tennessee, DB  
 2011 Jonathan Baldwin, Pittsburgh, WR  
 2012 Dontari Poe, Memphis, NT  
 2013 Eric Fisher, Central Michigan, T  
 2014 Dee Ford, Auburn, DE  
 2015 Marcus Peters, Washington, DB  
 2016 Chris Jones, Mississippi State, DT (2)  
 2017 Patrick Mahomes, Texas Tech, QB  
 2018 Breeland Speaks, Mississippi, DT (2)  
 2019 Mecole Hardman, Georgia, WR (2)  
 2020 Clyde Edwards-Helaire, LSU, RB  
 2021 Nick Bolton, Missouri, LB (2)  
 2022 Trent McDuffie, Washington, DB  
 George Karloff, Purdue, DE

## LAS VEGAS RAIDERS

1960 Dale Hackbart, Wisconsin, CB  
 1961 Joe Rutgens, Illinois, DT  
 1962 Roman Gabriel, North Carolina St., QB  
 1963 George Wilson, Alabama, RB (6)  
 1964 Tony Lorrick, Arizona State, RB  
 1965 Harry Schuh, Memphis State, T  
 1966 Rodger Bird, Kentucky, S  
 1967 Gene Upshaw, Texas A&I, G  
 1968 Eldridge Dickey, Tennessee St., QB  
 1969 Art Thoms, Syracuse, DT  
 1970 Raymond Chester, Morgan St., TE  
 1971 Jack Tatum, Ohio State, S  
 1972 Mike Siani, Villanova, WR  
 1973 Ray Guy, Southern Mississippi, P  
 1974 Henry Lawrence, Florida A&M, T  
 1975 Neal Colzie, Ohio State, DB  
 1976 Charles Philyaw, Texas Southern, DT (2)  
 1977 Mike Davis, Colorado, DB (2)  
 1978 Dave Browning, Washington, DE (2)  
 1979 Willie Jones, Florida State, DE (2)  
 1980 Marc Wilson, Brigham Young, QB  
 1981 Ted Watts, Texas Tech, DB  
 Curt Marsh, Washington, T  
 1982 Marcus Allen, Southern California, RB  
 1983 Don Mosebar, Southern California, T  
 1984 Sean Jones, Northeastern, DE (2)  
 1985 Jessie Hester, Florida State, WR  
 1986 Bob Buczkowski, Pittsburgh, DE  
 1987 John Clay, Missouri, T  
 1988 Tim Brown, Notre Dame, WR  
 Terry McDaniel, Tennessee, DB  
 Scott Davis, Illinois, DE  
 1989 Jeff Francis, Tennessee, QB (6)  
 1990 Anthony Smith, Arizona, DE  
 1991 Todd Marinovich, Southern California, QB  
 1992 Chester McGlockton, Clemson, DE  
 1993 Patrick Bates, Texas A&M, DB  
 1994 Rob Fredrickson, Michigan St., LB  
 1995 Napoleon Kaufman, Washington, RB

1996 Rickey Dudley, Ohio State, TE  
 1997 Darrell Russell, Southern California, DT  
 1998 Charles Woodson, Michigan, DB  
 Mo Collins, Florida, T  
 1999 Matt Stinchcomb, Georgia, T  
 2000 Sebastian Janikowski, Florida St., K  
 2001 Derrick Gibson, Florida State, DB  
 2002 Phillip Buchanon, Miami, DB  
 Napoleon Harris, Northwestern, LB  
 2003 Nnamdi Asomugha, California, DB  
 Tyler Brayton, Colorado, DE  
 2004 Robert Gallery, Iowa, T  
 2005 Fabian Washington, Nebraska, DB  
 2006 Michael Huff, Texas, DB  
 2007 JaMarcus Russell, LSU, QB  
 2008 Darren McFadden, Arkansas, RB  
 2009 Darius Heyward-Bey, Maryland, WR  
 2010 Rolando McClain, Alabama, LB  
 2011 Stefan Wisniewski, Penn State, C (2)  
 2012 Tony Bergstrom, Utah, G (3)  
 2013 D.J. Hayden, Houston, DB  
 2014 Khalil Mack, Buffalo, LB  
 2015 Amari Cooper, Alabama, WR  
 2016 Karl Joseph, West Virginia, DB  
 2017 Gareon Conley, Ohio St., DB  
 2018 Koltan Miller, UCLA, T  
 2019 Clelin Ferrell, Clemson, DE  
 Josh Jacobs, Alabama, RB  
 Johnathan Abram, Mississippi St., DB  
 2020 Henry Ruggs, Alabama, WR  
 Damon Arnette, Ohio State, DB  
 2021 Alex Leatherwood, Alabama, T  
 2022 Dylan Parham, Memphis, G (3)

## LOS ANGELES CHARGERS

1960 Monty Stickles, Notre Dame, E  
 1961 Earl Faison, Indiana, DE  
 1962 Bob Ferguson, Ohio State, RB  
 1963 Walt Sweeney, Syracuse, G  
 1964 Ted Davis, Georgia Tech, LB  
 1965 Steve DeLong, Tennessee, DE  
 1966 Don Davis, Cal St.-Los Angeles, DT  
 1967 Ron Billingsley, Wyoming, DE  
 1968 Russ Washington, Missouri, DT  
 Jimmy Hill, Texas A&I, DB  
 1969 Marty Domres, Columbia, QB  
 Bob Babich, Miami, Ohio, LB  
 1970 Walker Gillette, Richmond, WR  
 1971 Leon Burns, Long Beach State, RB  
 1972 Pete Lazetich, Stanford, DE (2)  
 1973 Johnny Rodgers, Nebraska, WR  
 1974 Bo Matthews, Colorado, RB  
 Don Goode, Kansas, LB  
 1975 Gary Johnson, Grambling, DT  
 Mike Williams, LSU, DB  
 1976 Joe Washington, Oklahoma, RB  
 1977 Bob Rush, Memphis State, C  
 1978 John Jefferson, Arizona State, WR  
 1979 Kellen Winslow, Missouri, TE  
 1980 Ed Luther, San Jose State, QB (4)  
 1981 James Brooks, Auburn, RB  
 1982 Hollis Hall, Clemson, DB (7)  
 1983 Billy Ray Smith, Arkansas, LB  
 Gary Anderson, Arkansas, WR  
 Gill Byrd, San Jose State, DB  
 1984 Mossy Cade, Texas, DB  
 1985 Jim Lachey, Ohio State, G  
 1986 Leslie O'Neal, Oklahoma State, DE  
 James FitzPatrick, Southern California, T  
 1987 Rod Bernstine, Texas A&M, TE  
 1988 Anthony Miller, Tennessee, WR  
 1989 Burt Grossman, Pittsburgh, DE

1990 Junior Seau, Southern California, LB  
 1991 Stanley Richard, Texas, DB  
 1992 Chris Mims, Tennessee, DE  
 1993 Darrien Gordon, Stanford, DB  
 1994 Isaac Davis, Arkansas, G (2)  
 1995 Terrance Shaw, Stephen F. Austin, DB (2)  
 1996 Bryan Still, Virginia Tech, WR (2)  
 1997 Freddie Jones, North Carolina, TE (2)  
 1998 Ryan Leaf, Washington State, QB  
 1999 Jermaine Fazande, Oklahoma, RB (2)  
 2000 Rogers Beckett, Marshall, DB (2)  
 2001 LaDainian Tomlinson, TCU, RB  
 2002 Quentin Jammer, Texas, DB  
 2003 Sammy Davis, Texas A&M, DB  
 2004 Eli Manning, Mississippi, QB  
 2005 Shawne Merriman, Maryland, LB  
 Luis Castillo, Northwestern, DT  
 2006 Antonio Cromartie, Florida State, DB  
 2007 Craig Davis, LSU, WR  
 2008 Antoine Cason, Arizona, DB  
 2009 Larry English, Northern Illinois, LB  
 2010 Ryan Mathews, Fresno State, RB  
 2011 Corey Liuget, Illinois, DE  
 2012 Melvin Ingram, South Carolina, LB  
 2013 D.J. Fluker, Alabama, T  
 2014 Jason Verrett, TCU, DB  
 2015 Melvin Gordon, Wisconsin, RB  
 2016 Joey Bosa, Ohio State, DE  
 2017 Mike Williams, Clemson, WR  
 2018 Derwin James, Florida State, S  
 2019 Jerry Tillery, Notre Dame, DT  
 2020 Justin Herbert, Oregon, QB  
 Kenneth Murray, Oklahoma, LB  
 2021 Rashawn Slater, Northwestern, T  
 2022 Zion Johnson, Boston College, G

## LOS ANGELES RAMS

1937 Johnny Drake, Purdue, B  
 1938 Corbett Davis, Indiana, B  
 1939 Parker Hall, Mississippi, B  
 1940 Ollie Cordill, Rice, B  
 1941 Rudy Mucha, Washington, C  
 1942 Jack Wilson, Baylor, B  
 1943 Mike Holovak, Boston College, B  
 1944 Tony Butkovich, Illinois, B  
 1945 Elroy (Crazylegs) Hirsch, Wisconsin, B  
 1946 Emil Sitko, Notre Dame, B  
 1947 Herman Wedemeyer, St. Mary's, Calif., B  
 1948 Tom Keane, West Virginia, B (2)  
 1949 Bobby Thomas, Virginia Military, B  
 1950 Ralph Pasquariello, Villanova, B  
 Stan West, Oklahoma, G  
 1951 Bud McFadin, Texas, G  
 1952 Bill Wade, Vanderbilt, QB  
 Bob Carey, Michigan State, E  
 1953 Donn Moomaw, UCLA, C  
 Ed Barker, Washington State, E  
 1954 Ed Beatty, Cincinnati, C  
 1955 Larry Morris, Georgia Tech, C  
 1956 Joe Marconi, West Virginia, B  
 Charles Horton, Vanderbilt, B  
 1957 Jon Arnett, Southern California, B  
 Del Shofner, Baylor, E  
 1958 Lou Michaels, Kentucky, T  
 Jim Phillips, Auburn, E  
 1959 Dick Bass, Pacific, B  
 Paul Dickson, Baylor, T  
 1960 Billy Cannon, LSU, RB  
 1961 Marlin McKeever, Southern California, E-LB  
 1962 Roman Gabriel, North Carolina St., QB  
 Merlin Olsen, Utah State, DT  
 1963 Terry Baker, Oregon State, QB  
 Rufus Guthrie, Georgia Tech, G

## FIRST-ROUND SELECTIONS

1964 Bill Munson, Utah State, QB	<b>MIAMI DOLPHINS</b>	1966 Jerry Shay, Purdue, DT
1965 Clancy Williams, Washington St., CB	1966 Jim Grabowski, Illinois, RB	1967 Clint Jones, Michigan State, RB
1966 Tom Mack, Michigan, G	Rick Norton, Kentucky, QB	Gene Washington, Michigan St., WR
1967 Willie Ellison, Texas Southern, RB (2)	1967 Bob Griese, Purdue, QB	Alan Page, Notre Dame, DT
1968 Gary Beban, UCLA, QB (2)	1968 Larry Csonka, Syracuse, RB	1968 Ron Yary, Southern California, T
1969 Larry Smith, Florida, RB	Doug Crusan, Indiana, T	1969 Ed White, California, G (2)
Jim Seymour, Notre Dame, WR	1969 Bill Stanfill, Georgia, DE	1970 John Ward, Oklahoma State, DT
Bob Klein, Southern California, TE	1970 Jim Mandich, Michigan, TE (2)	1971 Leo Hayden, Ohio State, RB
1970 Jack Reynolds, Tennessee, LB	1971 Otto Stowe, Iowa State, WR (2)	1972 Jeff Siemon, Stanford, LB
1971 Isiah Robertson, Southern, LB	1972 Mike Kadish, Notre Dame, DT	1973 Chuck Foreman, Miami, RB
Jack Youngblood, Florida, DE	1973 Chuck Bradley, Oregon, C (2)	1974 Fred McNeill, UCLA, LB
1972 Jim Bertelsen, Texas, RB (2)	1974 Donald Reese, Jackson State, DE	Steve Riley, Southern California, T
1973 Cullen Bryant, Colorado, DB (2)	1975 Darryl Carlton, Tampa, T	1975 Mark Mullaney, Colorado State, DE
1974 John Cappelletti, Penn State, RB	1976 Larry Gordon, Arizona State, LB	1976 James White, Oklahoma State, DT
1975 Mike Fanning, Notre Dame, DT	Kim Bokamper, San Jose State, LB	1977 Tommy Kramer, Rice, QB
Dennis Harrah, Miami, T	1977 A.J. Duhe, LSU, DT	1978 Randy Holloway, Pittsburgh, DE
Doug France, Ohio State, T	1978 Guy Benjamin, Stanford, QB (2)	1979 Ted Brown, North Carolina St., RB
1976 Kevin McLain, Colorado State, LB	1979 Jon Giesler, Michigan, T	1980 Doug Martin, Washington, DT
1977 Bob Brudzinski, Ohio State, LB	1980 Don McNeal, Alabama, DB	1981 Mardye McDole, Mississippi St., WR (2)
1978 Elvis Peacock, Oklahoma, RB	1981 David Overstreet, Oklahoma, RB	1982 Darrin Nelson, Stanford, RB
1979 George Andrews, Nebraska, LB	1982 Roy Foster, Southern California, G	1983 Joey Browner, Southern California, DB
Kent Hill, Georgia Tech, T	1983 Dan Marino, Pittsburgh, QB	1984 Keith Millard, Washington St., DE
1980 Johnnie Johnson, Texas, DB	1984 Jackie Shipp, Oklahoma, LB	1985 Chris Doleman, Pittsburgh, LB
1981 Mel Owens, Michigan, LB	1985 Lorenzo Hampton, Florida, RB	1986 Gerald Robinson, Auburn, DE
1982 Barry Redden, Richmond, RB	1986 John Offerdahl, Western Michigan, LB (2)	1987 D.J. Dozier, Penn State, RB
1983 Eric Dickerson, So. Methodist, RB	1987 John Bosa, Boston College, DE	1988 Randall McDaniels, Arizona State, G
1984 Hal Stephens, East Carolina, DE (5)	1988 Eric Kumerow, Ohio State, DE	1989 David Braxton, Wake Forest, LB (2)
1985 Jerry Gray, Texas, DB	1989 Sammie Smith, Florida State, RB	1990 Mike Jones, Texas A&M, TE (3)
1986 Mike Schad, Queen's Univ., Canada, T	Louis Oliver, Florida, DB	1991 Carlos Jenkins, Michigan St., LB (3)
1987 Donald Evans, Winston-Salem, DE (2)	1990 Richmond Webb, Texas A&M, T	1992 Robert Harris, Southern Univ., DE (2)
1988 Gaston Green, UCLA, RB	1991 Randal Hill, Miami, WR	1993 Robert Smith, Ohio State, RB
Aaron Cox, Arizona State, WR	1992 Troy Vincent, Wisconsin, DB	1994 DeWayne Washington, N. Carolina St., DB
1989 Bill Hawkins, Miami, DE	Marco Coleman, Georgia Tech, LB	Todd Stuessie, California, T
Cleveland Gary, Miami, RB	1993 O.J. McDuffie, Penn State, WR	1995 Derrick Alexander, Florida St., DE
1990 Bern Brostek, Washington, C	1994 Tim Bowens, Mississippi, DT	Korey Stringer, Ohio State, T
1991 Todd Lyght, Notre Dame, DB	1995 Billy Milner, Houston, T	1996 Duane Clemons, California, DE
1992 Sean Gilbert, Pittsburgh, DE	1996 Daryl Gardener, Baylor, DT	1997 Dwayne Rudd, Alabama, LB
1993 Jerome Bettis, Notre Dame, RB	1997 Yatil Green, Miami, WR	1998 Randy Moss, Marshall, WR
1994 Wayne Gandy, Auburn, T	1998 John Avery, Mississippi, RB	1999 Daunte Culpepper, Central Florida, QB
1995 Kevin Carter, Florida, DE	1999 J.J. Johnson, Mississippi St., RB (2)	Dimitrius Underwood, Michigan St., DE
1996 Lawrence Phillips, Nebraska, RB	2000 Todd Wade, Mississippi, T (2)	2000 Chris Hovan, Boston College, DT
Eddie Kennison, Louisiana St., WR	2001 Jamar Fletcher, Wisconsin, DB	2001 Michael Bennett, Wisconsin, RB
1997 Orlando Pace, Ohio State, T	2002 Seth McKinney, Texas A&M, C (3)	2002 Bryant McKinnie, Miami, T
1998 Grant Wistrom, Nebraska, DE	2003 Eddie Moore, Tennessee, LB (2)	2003 Kevin Williams, Oklahoma State, DT
1999 Torry Holt, North Carolina St., WR	2004 Vernon Carey, Miami, T	2004 Kenechi Udezue, Southern California, DE
2000 Trung Canidate, Arizona, RB	2005 Ronnie Brown, Auburn, RB	2005 Troy Williams, South Carolina, WR
2001 Damione Lewis, Miami, DT	2006 Jason Allen, Tennessee, DB	Erasmus James, Wisconsin, DE
Adam Archuleta, Arizona State, DB	2007 Ted Ginn, Ohio State, WR	2006 Chad Greenway, Iowa, LB
Ryan Pickett, Ohio State, DT	2008 Jake Long, Michigan, T	2007 Adrian Peterson, Oklahoma, RB
2002 Robert Thomas, UCLA, LB	2009 Vontae Davis, Illinois, DB	2008 Tyrell Johnson, Arkansas State, DB (2)
2003 Jimmy Kennedy, Penn State, DT	2010 Jared Odrick, Penn State, DT	2009 Percy Harvin, Florida, WR
2004 Steven Jackson, Oregon State, RB	2011 Mike Pouncey, Florida, C	2010 Chris Cook, Virginia, DB (2)
2005 Alex Barron, Florida State, T	2012 Ryan Tannehill, Texas A&M, QB	2011 Christian Ponder, Florida State, QB
2006 Tye Hill, Clemson, DB	2013 Dion Jordan, Oregon, DE	2012 Matt Kalil, Southern California, T
2007 Adam Carriker, Nebraska, DE	2014 Ja'Wuan James, Tennessee, T	Harrison Smith, Notre Dame, DB
2008 Chris Long, Virginia, DE	2015 DeVante Parker, Louisville, WR	2013 Shariff Floyd, Florida, DT
2009 Jason Smith, Baylor, T	2016 Laremy Tunsil, Mississippi, T	Xavier Rhodes, Florida State, DB
2010 Sam Bradford, Oklahoma, QB	2017 Charles Harris, Missouri, DE	Corrabelle Patterson, Tennessee, WR
2011 Robert Quinn, North Carolina, DE	2018 Minkah Fitzpatrick, Alabama, S	2014 Anthony Barr, UCLA, LB
2012 Michael Brockers, Louisiana St., DT	2019 Christian Wilkins, Clemson, DT	Teddy Bridgewater, Louisville, QB
2013 Tavon Austin, West Virginia, WR	2020 Tua Tagovailoa, Alabama, QB	2015 Trae Waynes, Michigan State, DB
Alec Ogletree, Georgia, LB	Austin Jackson, Southern California, T	2016 Laqun Treadwell, Mississippi, WR
2014 Greg Robinson, Auburn, T	Noah Igbinoghene, Auburn, DB	2017 Dalvin Cook, Florida State, RB (2)
Aaron Donald, Pittsburgh, DT	2021 Jaylen Waddle, Alabama, WR	2018 Mike Hughes, Central Florida, CB
2015 Todd Gurley, Georgia, RB	Jaelan Phillips, Miami (Fla.), DE	2019 Garrett Bradbury, North Carolina St., C
2016 Jared Goff, California, QB	2022 Channing Tindall, Georgia, LB (3)	
2017 Gerald Everett, South Alabama, TE (2)	<b>MINNESOTA VIKINGS</b>	2020 Justin Jefferson, LSU, WR
2018 Joseph Noteboom, TCU, T (3)	1961 Tommy Mason, Tulane, RB	Jeff Gladney, TCU, DB
2019 Taylor Rapp, Washington, DB (2)	1962 Bill Miller, Miami, WR (3)	2021 Christian Darrisaw, Virginia Tech, T
2020 Cam Akers, Florida State, RB (2)	1963 Jim Dunaway, Mississippi, T	2022 Lewis Cine, Georgia, DB
2021 Tutu Atwell, Louisville, WR (2)	1964 Carl Eller, Minnesota, DE	
2022 Logan Bruss, Wisconsin, G (3)	1965 Jack Snow, Notre Dame, WR	

## FIRST-ROUND SELECTIONS

## NEW ENGLAND PATRIOTS

1960 Ron Burton, Northwestern, RB  
 1961 Tommy Mason, Tulane, RB  
 1962 Gary Collins, Maryland, WR  
 1963 Art Graham, Boston College, WR  
 1964 Jack Concannon, Boston College, QB  
 1965 Jerry Rush, Michigan State, DE  
 1966 Karl Singer, Purdue, T  
 1967 John Charles, Purdue, S  
 1968 Dennis Byrd, North Carolina St., DE  
 1969 Ron Sellers, Florida State, WR  
 1970 Phil Olsen, Utah State, DE  
 1971 Jim Plunkett, Stanford, QB  
 1972 Tom Reynolds, San Diego St., WR (2)  
 1973 John Hannah, Alabama, G  
 Sam Cunningham, Southern California, RB  
 Darryl Stingley, Purdue, WR  
 1974 Steve Corbett, Boston College, G (2)  
 1975 Russ Francis, Oregon, TE  
 1976 Mike Haynes, Arizona State, DB  
 Pete Brock, Colorado, C  
 Tim Fox, Ohio State, DB  
 1977 Raymond Clayborn, Texas, DB  
 Stanley Morgan, Tennessee, WR  
 1978 Bob Cryder, Alabama, G  
 1979 Rick Sanford, South Carolina, DB  
 1980 Roland James, Tennessee, DB  
 Vagas Ferguson, Notre Dame, RB  
 1981 Brian Holloway, Stanford, T  
 1982 Kenneth Sims, Texas, DT  
 Lester Williams, Miami, DT  
 1983 Tony Eason, Illinois, QB  
 1984 Irving Fryar, Nebraska, WR  
 1985 Trevor Matich, Brigham Young, C  
 1986 Reggie Dupard, So. Methodist, RB  
 1987 Bruce Armstrong, Louisville, T  
 1988 John Stephens, Northwestern St., La., RB  
 1989 Hart Lee Dykes, Oklahoma St., WR  
 1990 Chris Singleton, Arizona, LB  
 Ray Agnew, North Carolina St., DE  
 1991 Pat Harlow, Southern California, T  
 Leonard Russell, Arizona St., RB  
 Eugene Chung, Virginia Tech, T  
 1993 Drew Bledsoe, Washington St., QB  
 1994 Willie McGinest, Southern California, DE  
 1995 Ty Law, Michigan, DB  
 1996 Terry Glenn, Ohio State, WR  
 1997 Chris Canty, Kansas State, DB  
 1998 Robert Edwards, Georgia, RB  
 Tebucky Jones, Syracuse, DB  
 1999 Damien Woody, Boston College, C  
 Andy Katzenmoyer, Ohio State, LB  
 2000 Adrian Klemm, Hawaii, T (2)  
 2001 Richard Seymour, Georgia, DT  
 2002 Daniel Graham, Colorado, DE  
 2003 Ty Warren, Texas A&M, DT  
 2004 Vince Wilfork, Miami, DT  
 Ben Watson, Georgia, TE  
 2005 Logan Mankins, Fresno State, G  
 2006 Laurence Maroney, Minnesota, RB  
 2007 Brandon Meriweather, Miami, DB  
 2008 Jerod Mayo, Tennessee, LB  
 2009 Patrick Chung, Oregon, DB (2)  
 2010 Devin McCourty, Rutgers, DB  
 2011 Nate Solder, Colorado, T  
 2012 Chandler Jones, Syracuse, DE  
 Dont'a Hightower, Alabama, LB  
 2013 Jamie Collins, So. Mississippi, LB (2)  
 2014 Dominique Easley, Florida, DE  
 2015 Malcolm Brown, Texas, DT  
 2016 Cyrus Jones, Alabama, DB (2)  
 2017 Derek Rivers, Youngstown St., DE (3)

2018 Isaiah Wynn, Georgia, T  
 Sony Michel, Georgia, RB  
 2019 N'Keal Harry, Arizona State, WR  
 2020 Kyle Dugger, Lenoir-Rhyne, DB (2)  
 2021 Mac Jones, Alabama, QB  
 2022 Cole Strange, Chattanooga, G

## NEW ORLEANS SAINTS

1967 Les Kelley, Alabama, RB  
 1968 Kevin Hardy, Notre Dame, DE  
 1969 John Shinnars, Xavier, G  
 1970 Ken Burrough, Texas Southern, WR  
 1971 Archie Manning, Mississippi, QB  
 1972 Royce Smith, Georgia, G  
 1973 Derland Moore, Oklahoma, DE (2)  
 1974 Rick Middleton, Ohio State, LB  
 1975 Larry Burton, Purdue, WR  
 Kurt Schumacher, Ohio State, T  
 1976 Chuck Muncie, California, RB  
 1977 Joe Campbell, Maryland, DE  
 1978 Wes Chandler, Florida, WR  
 1979 Russell Erxleben, Texas, P-K  
 1980 Stan Brock, Colorado, T  
 1981 George Rogers, South Carolina, RB  
 1982 Lindsay Scott, Georgia, WR  
 1983 Steve Korte, Arkansas, G (2)  
 1984 James Geathers, Wichita State, DE  
 1985 Alvin Toles, Tennessee, LB  
 1986 Jim Dombrowski, Virginia, T  
 1987 Shawn Knight, Brigham Young, DT  
 1988 Craig Heyward, Pittsburgh, RB  
 1989 Wayne Martin, Arkansas, DE  
 1990 Renaldo Turnbull, West Virginia, DE  
 1991 Wesley Carroll, Miami, WR (2)  
 1992 Vaughn Dunbar, Indiana, RB  
 1993 Willie Roaf, Louisiana Tech, T  
 Irv Smith, Notre Dame, TE  
 1994 Joe Johnson, Louisville, DE  
 1995 Mark Fields, Washington State, LB  
 1996 Alex Molden, Oregon, DB  
 1997 Chris Naeole, Colorado, G  
 1998 Kyle Turley, San Diego State, T  
 1999 Ricky Williams, Texas, RB  
 2000 Darren Howard, Kansas St., DE (2)  
 2001 Duce McAllister, Mississippi, RB  
 2002 Donte Stallworth, Tennessee, WR  
 Charles Grant, Georgia, DE  
 2003 Johnathan Sullivan, Georgia, DT  
 2004 Will Smith, Ohio State, DE  
 2005 Jammal Brown, Oklahoma, T  
 2006 Reggie Bush, Southern California, RB  
 2007 Robert Meachem, Tennessee, WR  
 2008 Sedrick Ellis, Southern California, DT  
 2009 Malcolm Jenkins, Ohio State, DB  
 2010 Patrick Robinson, Florida State, DB  
 2011 Cameron Jordan, California, DE  
 Mark Ingram, Alabama, RB  
 2012 Akiem Hicks, Regina, DT (3)  
 2013 Kenny Vaccaro, Texas, DB  
 2014 Brandin Cooks, Oregon State, WR  
 2015 Andrus Peat, Stanford, T  
 Stephone Anthony, Clemson, LB  
 2016 Sheldon Rankins, Louisville, DT  
 2017 Marshon Lattimore, Ohio St., DB  
 Ryan Ramczyk, Wisconsin, T  
 2018 Marcus Davenport, Texas-San Antonio, DE  
 2019 Erik McCoy, Texas A&M, C (2)  
 2020 Cesar Ruiz, Michigan, C  
 2021 Payton Turner, Houston, DE  
 2022 Chris Olave, Ohio State, WR

## NEW YORK GIANTS

1936 Art Lewis, Ohio U., T  
 1937 Ed Widseth, Minnesota, T  
 1938 George Karamatic, Gonzaga, B  
 1939 Walt Neilson, Arizona, B  
 1940 Grenville Lansdell, Southern California, B  
 1941 George Franck, Minnesota, B  
 1942 Merle Hapes, Mississippi, B  
 1943 Steve Filipowicz, Fordham, B  
 1944 Billy Hillenbrand, Indiana, B  
 1945 Elmer Barbour, Wake Forest, B  
 1946 George Connor, Notre Dame, T  
 1947 Vic Schwall, Northwestern, B  
 1948 Tony Minisi, Pennsylvania, B  
 1949 Paul Page, Southern Methodist, B  
 1950 Travis Tidwell, Auburn, B  
 1951 Kyle Rote, Southern Methodist, B  
 Jim Spavital, Oklahoma A&M, B  
 1952 Frank Gifford, Southern California, B  
 1953 Bobby Marlow, Alabama, B  
 1954 Ken Buck, Pacific, C (2)  
 1955 Joe Heap, Notre Dame, B  
 1956 Henry Moore, Arkansas, B (2)  
 1957 Sam DeLuca, South Carolina, T (2)  
 1958 Phil King, Vanderbilt, B  
 1959 Lee Grosscup, Utah, B  
 1960 Lou Cordileone, Clemson, G  
 1961 Bruce Tarbox, Syracuse, G (2)  
 1962 Jerry Hillebrand, Colorado, LB  
 1963 Frank Lasky, Florida, T (2)  
 1964 Joe Don Looney, Oklahoma, RB  
 1965 Tucker Frederickson, Auburn, RB  
 1966 Francis Peay, Missouri, T  
 1967 Louis Thompson, Alabama, DT (4)  
 1968 Dick Buzin, Penn State, T (2)  
 1969 Fred Dryer, San Diego State, DE  
 1970 Jim Files, Oklahoma, LB  
 1971 Rocky Thompson, West Texas St., WR  
 1972 Eldridge Small, Texas A&I, DB  
 Larry Jacobson, Nebraska, DE  
 1973 Brad Van Pelt, Michigan St., LB (2)  
 1974 John Hicks, Ohio State, G  
 1975 Al Simpson, Colorado State, T (2)  
 1976 Troy Archer, Colorado, DE  
 1977 Gary Jeter, Southern California, DT  
 1978 Gordon King, Stanford, T  
 1979 Phil Simms, Morehead State, QB  
 1980 Mark Haynes, Colorado, DB  
 1981 Lawrence Taylor, North Carolina, LB  
 1982 Butch Woolfolk, Michigan, RB  
 1983 Terry Kinard, Clemson, DB  
 1984 Carl Banks, Michigan State, LB  
 William Roberts, Ohio State, T  
 1985 George Adams, Kentucky, RB  
 1986 Eric Dorsey, Notre Dame, DE  
 1987 Mark Ingram, Michigan State, WR  
 1988 Eric Moore, Indiana, T  
 1989 Brian Williams, Minnesota, C-G  
 1990 Rodney Hampton, Georgia, RB  
 1991 Jarrod Bunch, Michigan, RB  
 1992 Derek Brown, Notre Dame, TE  
 1993 Michael Strahan, Texas Southern, DE (2)  
 1994 Thomas Lewis, Indiana, WR  
 1995 Tyrone Wheatley, Michigan, RB  
 1996 Cedric Jones, Oklahoma, DE  
 1997 Ike Hilliard, Florida, WR  
 1998 Shaun Williams, UCLA, DB  
 1999 Luke Petitgout, Notre Dame, T  
 2000 Ron Dayne, Wisconsin, RB  
 2001 Will Allen, Syracuse, DB  
 2002 Jeremy Shockey, Miami, TE  
 2003 William Joseph, Miami, DT

## FIRST-ROUND SELECTIONS

2004 Philip Rivers, North Carolina St., QB  
 2005 Corey Webster, Louisiana St., DB (2)  
 2006 Mathias Kiwanuka, Boston College, DE  
 2007 Aaron Ross, Texas, DB  
 2008 Kenny Phillips, Miami, DB  
 2009 Hakeem Nicks, North Carolina, WR  
 2010 Jason Pierre-Paul, South Florida, DE  
 2011 Prince Amukamara, Nebraska, DB  
 2012 David Wilson, Virginia Tech, RB  
 2013 Justin Pugh, Syracuse, T  
 2014 Odell Beckham, Louisiana St., WR  
 2015 Ereck Flowers, Miami, T  
 2016 Eli Apple, Ohio State, DB  
 2017 Evan Engram, Mississippi, TE  
 2018 Saquon Barkley, Penn State, RB  
 2019 Daniel Jones, Duke, QB  
 Dexter Lawrence, Clemson, DT  
 DeAndre Baker, Georgia, DB  
 Andrew Thomas, Georgia, T  
 2021 Kadarius Toney, Florida, WR  
 2022 Kayvon Thibodeaux, Oregon, DE  
 Evan Neal, Alabama, T

## NEW YORK JETS

1960 George Izo, Notre Dame, QB  
 1961 Tom Brown, Minnesota, G  
 1962 Sandy Stephens, Minnesota, QB  
 1963 Jerry Stovall, LSU, S  
 1964 Matt Snell, Ohio State, RB  
 1965 Joe Namath, Alabama, QB  
 Tom Nowatzke, Indiana, RB  
 1966 Bill Yearby, Michigan, DT  
 1967 Paul Seiler, Notre Dame, T  
 1968 Lee White, Weber State, RB  
 1969 Dave Foley, Ohio State, T  
 1970 Steve Tannen, Florida, CB  
 1971 John Riggins, Kansas, RB  
 1972 Jerome Barkum, Jackson St., WR  
 Mike Taylor, Michigan, LB  
 Burgess Owens, Miami, DB  
 1974 Carl Barzilauskas, Indiana, DT  
 1975 Anthony Davis, Southern California, RB (2)  
 1976 Richard Todd, Alabama, QB  
 1977 Marvin Powell, Southern California, T  
 1978 Chris Ward, Ohio State, T  
 1979 Marty Lyons, Alabama, DE  
 1980 Johnny (Lam) Jones, Texas, WR  
 1981 Freeman McNeil, UCLA, RB  
 1982 Bob Crable, Notre Dame, LB  
 1983 Ken O'Brien, Cal-Davis, QB  
 1984 Russell Carter, So. Methodist, DB  
 Ron Fautrot, Arkansas, DE  
 1985 Al Toon, Wisconsin, WR  
 1986 Mike Haight, Iowa, T  
 1987 Roger Vick, Texas A&M, RB  
 1988 Dave Cadigan, Southern California, T  
 1989 Jeff Lageman, Virginia, LB  
 1990 Blair Thomas, Penn State, RB  
 1991 Browning Nagle, Louisville, QB (2)  
 1992 Johnny Mitchell, Nebraska, TE  
 1993 Marvin Jones, Florida State, LB  
 1994 Aaron Glenn, Texas A&M, DB  
 1995 Kyle Brady, Penn State, TE  
 Hugh Douglas, Central St., Ohio, DE  
 Keyshawn Johnson, Southern California, WR  
 1997 James Farrior, Virginia, LB  
 1998 Dorian Boose, Washington St., DE (2)  
 1999 Randy Thomas, Mississippi St., G (2)  
 2000 Shaun Ellis, Tennessee, DE  
 John Abraham, South Carolina, LB  
 Chad Pennington, Marshall, QB  
 Anthony Becht, West Virginia, TE

2001 Santana Moss, Miami, WR  
 2002 Bryan Thomas, Ala.-Birmingham, DE  
 2003 Dewayne Robertson, Kentucky, DT  
 2004 Jonathan Vilma, Miami, LB  
 2005 Mike Nugent, Ohio State, K (2)  
 2006 D'Brickashaw Ferguson, Virginia, T  
 Nick Mangold, Ohio State, C  
 2007 Darrelle Revis, Pittsburgh, DB  
 2008 Vernon Gholston, Ohio State, LB  
 Dustin Keller, Purdue, TE  
 2009 Mark Sanchez, Southern California, QB  
 2010 Kyle Wilson, Boise State, DB  
 2011 Muhammad Wilkerson, Temple, DT  
 2012 Quinton Coples, North Carolina, DE  
 2013 Dee Milliner, Alabama, DB  
 Sheldon Richardson, Missouri, DT  
 Calvin Pryor, Louisville, DB  
 2015 Leonard Williams, Southern California, DE  
 2016 Darron Lee, Ohio State, LB  
 2017 Jamal Adams, Louisiana St., DB  
 2018 Sam Darnold, Southern California, QB  
 2019 Quinnen Williams, Alabama, DT  
 2020 Mekhi Becton, Louisville, T  
 2021 Zach Wilson, Brigham Young, QB  
 Alijah Vera-Tucker, Southern California, G  
 2022 Sauce Gardner, Cincinnati, DB  
 Garrett Wilson, Ohio State, WR  
 Jermaine Johnson, Florida State, LB

## PHILADELPHIA EAGLES

1936 Jay Berwanger, Chicago, B  
 1937 Sam Francis, Nebraska, B  
 1938 Jim McDonald, Ohio State, B  
 1939 Davey O'Brien, TCU, B  
 1940 George McAfee, Duke, B  
 1941 Art Jones, Richmond, B (2)  
 1942 Pete Kmetovic, Stanford, B  
 1943 Joe Muha, Virginia Military, B  
 1944 Steve Van Buren, Louisiana St., B  
 1945 John Yonaker, Notre Dame, E  
 1946 Leo Riggs, Southern California, B  
 1947 Neill Armstrong, Oklahoma A&M, E  
 1948 Clyde (Smackover) Scott, Arkansas, B  
 1949 Chuck Bednarik, Pennsylvania, C  
 Frank Tripucka, Notre Dame, B  
 1950 Harry (Bud) Grant, Minnesota, E  
 1951 Ebert Van Buren, Louisiana St., B  
 Chet Mutry, Xavier, B  
 1952 Johnny Bright, Drake, B  
 1953 Al Conway, Army, B (2)  
 1954 Neil Worden, Notre Dame, B  
 1955 Dick Bielski, Maryland, B  
 1956 Bob Pellegrini, Maryland, C  
 1957 Clarence Peaks, Michigan State, B  
 1958 Walt Kowalczyk, Michigan State, B  
 1959 J.D. Smith, Rice, T (2)  
 1960 Ron Burton, Northwestern, RB  
 1961 Ari Baker, Syracuse, RB  
 1962 Pete Case, Georgia, G (2)  
 1963 Ed Budde, Michigan State, G  
 1964 Bob Brown, Nebraska, T  
 1965 Ray Rissmiller, Georgia, T (2)  
 1966 Randy Beisler, Indiana, DE  
 1967 Harry Jones, Arkansas, RB  
 1968 Tim Rossovich, Southern California, DE  
 1969 Leroy Keyes, Purdue, RB  
 1970 Steve Zabel, Oklahoma, TE  
 1971 Richard Harris, Grambling, DE  
 1972 John Reaves, Florida, QB  
 1973 Jerry Sisemore, Texas, T  
 Charle Young, Southern California, TE  
 1974 Mitch Sutton, Kansas, DT (3)  
 1975 Bill Capraun, Miami, T (7)

1976 Mike Smith, Florida, DE (4)  
 1977 Skip Sharp, Kansas, DB (5)  
 1978 Reggie Wilkes, Georgia Tech, LB (3)  
 1979 Jerry Robinson, UCLA, LB  
 1980 Roynell Young, Alcorn State, DB  
 1981 Leonard Mitchell, Houston, DE  
 1982 Mike Quick, North Carolina St., WR  
 1983 Michael Haddix, Mississippi St., RB  
 1984 Kenny Jackson, Penn State, WR  
 1985 Kevin Allen, Indiana, T  
 1986 Keith Byars, Ohio State, RB  
 1987 Jerome Brown, Miami, DT  
 1988 Keith Jackson, Oklahoma, TE  
 1989 Jessie Small, Eastern Kentucky, LB (2)  
 1990 Ben Smith, Georgia, DB  
 1991 Antone Davis, Tennessee, T  
 1992 Siran Stacy, Alabama, RB (2)  
 1993 Lester Holmes, Jackson State, T  
 Leonard Renfro, Colorado, DT  
 Bernard Williams, Georgia, T  
 1995 Mike Mamula, Boston College, DE  
 1996 Jermaine Mayberry, Texas A&M-Kingsville, T  
 1997 Jon Harris, Virginia, DE  
 1998 Tra Thomas, Florida State, T  
 1999 Donovan McNabb, Syracuse, QB  
 2000 Corey Simon, Florida State, DT  
 2001 Freddie Mitchell, UCLA, WR  
 2002 Lito Sheppard, Florida, DB  
 2003 Jerome McDougle, Miami, DE  
 2004 Shawn Andrews, Arkansas, T  
 2005 Mike Patterson, So. California, DT  
 2006 Brodric Bunkley, Florida State, DT  
 2007 Kevin Kolb, Houston, QB (2)  
 2008 Trevor Laws, Notre Dame, DT (2)  
 2009 Jeremy Maclin, Missouri, WR  
 2010 Brandon Graham, Michigan, DE  
 2011 Danny Watkins, Baylor, G  
 2012 Fletcher Cox, Mississippi St., DT  
 2013 Lane Johnson, Oklahoma, T  
 2014 Marcus Smith, Louisville, LB  
 2015 Nelson Agholor, Southern California, WR  
 2016 Carson Wentz, North Dakota State, QB  
 2017 Derek Barnett, Tennessee, DE  
 2018 Dallas Goedert, South Dakota St., TE (2)  
 2019 Andre Dillard, Washington State, T  
 2020 Jalen Reagor, TCU, WR  
 2021 DeVonta Smith, Alabama, WR  
 2022 Jordan Davis, Georgia, DT

## PITTSBURGH STEELERS

1936 Bill Shakespeare, Notre Dame, B  
 1937 Mike Basrak, Duquesne, C  
 1938 Byron (Whizzer) White, Colorado, B  
 1939 Bill Patterson, Baylor, B (3)  
 1940 Kay Eakin, Arkansas, B  
 1941 Chet Gladchuk, Boston College, C (2)  
 1942 Bill Dudley, Virginia, B  
 1943 Bill Daley, Minnesota, B  
 1944 Johnny Podesto, St. Mary's, Calif., B  
 1945 Paul Duhart, Florida, B  
 1946 Felix (Doc) Blanchard, Army, B  
 1947 Hub Bechtol, Texas, E  
 1948 Dan Edwards, Georgia, E  
 1949 Bobby Gage, Clemson, B  
 1950 Lynn Chandnois, Michigan St., B  
 1951 Butch Avinger, Alabama, B  
 1952 Ed Modzelewski, Maryland, B  
 1953 Ted Marchibroda, St. Bonaventure, B  
 1954 Johnny Lattner, Notre Dame, B  
 1955 Frank Varrichione, Notre Dame, T  
 1956 Gary Glick, Colorado A&M, B  
 Art Davis, Mississippi State, B  
 Len Dawson, Purdue, B

## FIRST-ROUND SELECTIONS

1958	Larry Krutko, West Virginia, B (2)	1954	Bernie Faloney, Maryland, B	2009	Michael Crabtree, Texas Tech, WR
1959	Tom Barnett, Purdue, B (8)	1955	Dickie Moegle, Rice, B	2010	Anthony Davis, Rutgers, T
1960	Jack Spikes, TCU, RB	1956	Earl Morrall, Michigan State, B		Mike Iupati, Idaho, G
1961	Myron Pottios, Notre Dame, LB (2)	1957	John Brodie, Stanford, B	2011	Aldon Smith, Missouri, LB
1962	Bob Ferguson, Ohio State, RB	1958	Jim Pace, Michigan, B	2012	A.J. Jenkins, Illinois, WR
1963	Frank Atkinson, Stanford, T (8)		Charlie Krueger, Texas A&M, T	2013	Eric Reid, LSU, DB
1964	Paul Martha, Pittsburgh, S	1959	Dave Baker, Oklahoma, B	2014	Jimmie Ward, Northern Illinois, DB
1965	Roy Jefferson, Utah, WR (2)		Dan James, Ohio State, C	2015	Arik Armstead, Oregon, DE
1966	Dick Leftridge, West Virginia, RB	1960	Monty Stickles, Notre Dame, E	2016	DeForest Buckner, Oregon, DE
1967	Don Shy, San Diego State, RB (2)	1961	Jimmy Johnson, UCLA, CB		Joshua Garnett, Stanford, G
1968	Mike Taylor, Southern California, T		Bernie Casey, Bowling Green, WR	2017	Solomon Thomas, Stanford, DE
1969	Joe Greene, North Texas State, DT		Bill Kilmer, UCLA, QB		Reuben Foster, Alabama, LB
1970	Terry Bradshaw, Louisiana Tech, QB	1962	Lance Alworth, Arkansas, WR	2018	Mike McGlinchey, Notre Dame, T
1971	Frank Lewis, Grambling, WR	1963	Kermit Alexander, UCLA, CB	2019	Nick Bosa, Ohio State, DE
1972	Franco Harris, Penn State, RB	1964	Dave Parks, Texas Tech, WR	2020	Javon Kinlaw, South Carolina, DT
1973	J.T. Thomas, Florida State, DB	1965	Ken Willard, North Carolina, RB		Brandon Aiyuk, Arizona State, WR
1974	Lynn Swann, Southern California, WR		George Donnelly, Illinois, DB	2021	Trey Lance, North Dakota State, QB
1975	Dave Brown, Michigan, DB	1966	Stan Hindman, Mississippi, DE	2022	Drake Jackson, Southern California, DE (2)
1976	Bennie Cunningham, Clemson, TE	1967	Steve Spurrier, Florida, QB		<b>SEATTLE SEAHAWKS</b>
1977	Robin Cole, New Mexico, LB		Cas Banaszek, Northwestern, T	1976	Steve Niehaus, Notre Dame, DT
1978	Ron Johnson, Eastern Michigan, DB	1968	Forrest Blue, Auburn, C	1977	Steve August, Tulsa, G
1979	Greg Hawthorne, Baylor, RB	1969	Ted Kwalick, Penn State, TE	1978	Keith Simpson, Memphis St., DB
1980	Mark Malone, Arizona State, QB		Gene Washington, Stanford, WR	1979	Manu Tuaiasosopo, UCLA, DT
1981	Keith Gary, Oklahoma, DE	1970	Cedrick Hardman, North Texas St., DE	1980	Jacob Green, Texas A&M, DE
1982	Walter Abercrombie, Baylor, RB		Bruce Taylor, Boston U., DB	1981	Ken Easley, UCLA, DB
1983	Gabriel Rivera, Texas Tech, DT	1971	Tim Anderson, Ohio State, DE	1982	Jeff Bryant, Clemson, DE
1984	Louis Lipps, So. Mississippi, WR	1972	Terry Beasley, Auburn, WR	1983	Curt Warner, Penn State, RB
1985	Darryl Sims, Wisconsin, DE	1973	Mike Holmes, Texas Southern, DB	1984	Terry Taylor, Southern Illinois, DB
1986	John Rienstra, Temple, G	1974	Wilbur Jackson, Alabama, RB	1985	Owen Gill, Iowa, RB (2)
1987	Rod Woodson, Purdue, DB		Bill Sandifer, UCLA, DT	1986	John L. Williams, Florida, RB
1988	Aaron Jones, Eastern Kentucky, DE	1975	Jimmy Webb, Mississippi St., DT	1987	Tony Woods, Pittsburgh, LB
1989	Tim Worley, Georgia, RB		Randy Cross, UCLA, C (2)	1988	Brian Blades, Miami, WR (2)
	Tom Ricketts, Pittsburgh, T	1977	Elmo Boyd, Eastern Kentucky, WR (3)	1989	Andy Heck, Notre Dame, T
1990	Eric Green, Liberty, TE	1978	Ken MacAfee, Notre Dame, TE	1990	Cortez Kennedy, Miami, DT
1991	Huey Richardson, Florida, DE		Dan Bunz, Cal St.-Long Beach, LB	1991	Dan McGwire, San Diego St., QB
1992	Leon Searcy, Miami, T	1979	James Owens, UCLA, WR (2)	1992	Ray Roberts, Virginia, T
1993	Deon Figures, Colorado, DB	1980	Earl Cooper, Rice, RB	1993	Rick Mirer, Notre Dame, QB
1994	Charles Johnson, Colorado, WR		Jim Stuckey, Clemson, DT	1994	Sam Adams, Texas A&M, DT
1995	Mark Bruener, Washington, TE	1981	Ronnie Lott, Southern California, DB	1995	Joey Galloway, Ohio State, WR
1996	Jamain Stephens, North Carolina A&T, T	1982	Bubba Paris, Michigan, T (2)	1996	Pete Kendall, Boston College, T
1997	Chad Scott, Maryland, DB	1983	Roger Craig, Nebraska, RB (2)	1997	Shawn Springs, Ohio State, DB
1998	Alan Faneca, LSU, G	1984	Todd Shell, Brigham Young, LB		Walter Jones, Florida State, T
1999	Troy Edwards, Louisiana Tech, WR	1985	Jerry Rice, Mississippi Valley St., WR	1998	Anthony Simmons, Clemson, LB
2000	Claxton Burress, Michigan St., WR	1986	Larry Roberts, Alabama, DE (2)	1999	Lamar King, Saginaw Valley St., DE
2001	Casey Hampton, Texas, DT	1987	Harris Barton, North Carolina, T	2000	Shaun Alexander, Alabama, RB
2002	Kendall Simmons, Auburn, G		Terrence Flagler, Clemson, RB		Chris McIntosh, Wisconsin, T
2003	Troy Polamalu, Southern California, DB	1988	Danny Stubbs, Miami, DE (2)	2001	Koren Robinson, North Carolina St., WR
2004	Ben Roethlisberger, Miami (OH), QB	1989	Keith DeLong, Tennessee, LB		Steve Hutchinson, Michigan, G
2005	Heath Miller, Virginia, TE	1990	Dexter Carter, Florida State, RB	2002	Jerramy Stevens, Washington, TE
2006	Santonio Holmes, Ohio State, WR	1991	Ted Washington, Louisville, DT	2003	Marcus Trufant, Washington State, DB
2007	Lawrence Timmons, Florida State, LB	1992	Dana Hall, Washington, DB	2004	Marcus Tubbs, Texas, DT
2008	Rashard Mendenhall, Illinois, RB	1993	Dana Stubblefield, Kansas, DT	2005	Chris Spencer, Mississippi, C
2009	Evander Hood, Missouri, DE		Todd Kelly, Tennessee, DE	2006	Kelly Jennings, Miami, DB
2010	Maurkice Pouncey, Florida, C	1994	Bryanti Young, Notre Dame, DT	2007	Josh Wilson, Maryland, DB (2)
2011	Cameron Heyward, Ohio State, DE		William Floyd, Florida State, RB	2008	Lawrence Jackson, Southern California, DE
2012	David DeCastro, Stanford, G	1995	J.J. Stokes, UCLA, WR	2009	Aaron Curry, Wake Forest, LB
2013	Jarvis Jones, Georgia, LB	1996	Israel Ifeanyi, So. California, DE (2)	2010	Russell Okung, Oklahoma State, T
2014	Ryan Shazier, Ohio State, LB	1997	Jim Druckenmiller, Virginia Tech, QB		Earl Thomas, Texas, DB
2015	Bud Dupree, Kentucky, LB	1998	R.W. McQuarters, Oklahoma St., DB	2011	James Carpenter, Alabama, T
2016	Artie Burns, Miami, DB	1999	Reggie McGrew, Florida, DT	2012	Bruce Irvin, West Virginia, DE
2017	T.J. Watt, Wisconsin, LB	2000	Julian Peterson, Michigan St., LB	2013	Christine Michael, Texas A&M, RB (2)
2018	Terrell Edmunds, Virginia Tech, S		Ahmed Plummer, Ohio State, DB	2014	Paul Richardson, Colorado, WR (2)
2019	Devin Bush, Michigan, LB	2001	Andre Carter, California, DE	2015	Frank Clark, Michigan, DE (2)
2020	Chase Claypool, Notre Dame, WR (2)	2002	Mike Rumph, Miami, DB	2016	Germain Ifedi, Texas A&M, T
2021	Najee Harris, Alabama, RB	2003	Kwame Harris, Stanford, T	2017	Malik McDowell, Michigan St., DT (2)
2022	Kenny Pickett, Pittsburgh, QB	2004	Rashaun Woods, Oklahoma St., WR	2018	Rashaad Penny, San Diego State, RB
	<b>SAN FRANCISCO 49ERS</b>	2005	Alex Smith, Utah, QB	2019	L.J. Collier, TCU, DE
1950	Leo Nomellini, Minnesota, T	2006	Vernon Davis, Maryland, TE	2020	Jordyn Brooks, Texas Tech, LB
1951	Y.A. Tittle, LSU, B		Manny Lawson, North Carolina St., DE	2021	D'Wayne Eskridge, W. Michigan, WR (2)
1952	Hugh McElhenny, Washington, B	2007	Patrick Willis, Mississippi, LB	2022	Charles Cross, Mississippi State, T
1953	Harry Babcock, Georgia, E		Joe Staley, Central Michigan, T		
	Tom Stolhandske, Texas, E	2008	Kentwan Balmer, North Carolina, DT		

## FIRST-ROUND SELECTIONS

## TAMPA BAY BUCCANEERS

1976 Lee Roy Selmon, Oklahoma, DT  
 1977 Ricky Bell, Southern California, RB  
 1978 Doug Williams, Grambling, QB  
 1979 Greg Roberts, Oklahoma, G (2)  
 1980 Ray Snell, Wisconsin, G  
 1981 Hugh Green, Pittsburgh, LB  
 1982 Sean Farrell, Penn State, G  
 1983 Randy Grimes, Baylor, C (2)  
 1984 Keith Browner, Southern California, LB (2)  
 1985 Ron Holmes, Washington, DE  
 1986 Bo Jackson, Auburn, RB  
 Roderick Jones, So. Methodist, DB  
 1987 Vinny Testaverde, Miami, QB  
 1988 Paul Gruber, Wisconsin, T  
 1989 Broderick Thomas, Nebraska, LB  
 1990 Keith McCants, Alabama, LB  
 1991 Charles McRae, Tennessee, T  
 1992 Courtney Hawkins, Michigan St., WR (2)  
 1993 Eric Curry, Alabama, DE  
 1994 Trent Dilfer, Fresno State, QB  
 1995 Warren Sapp, Miami, DT  
 Derrick Brooks, Florida State, LB  
 1996 Regan Upshaw, California, DE  
 Marcus Jones, North Carolina, DT  
 1997 Warrick Dunn, Florida State, RB  
 Reidel Anthony, Florida, WR  
 1998 Jacquez Green, Florida, WR (2)  
 1999 Anthony McFarland, Louisiana St., DT  
 2000 Cooney Coleman, Tennessee, G (2)  
 2001 Kenyatta Walker, Florida, T  
 2002 Marquise Walker, Michigan, WR (3)  
 2003 Dewayne White, Louisville, DE (2)  
 2004 Michael Clayton, Louisiana St., WR  
 2005 Carnell Williams, Auburn, RB  
 2006 Davin Joseph, Oklahoma, G  
 2007 Gaines Adams, Clemson, DE  
 2008 Aqib Talib, Kansas, DB  
 2009 Josh Freeman, Kansas State, QB  
 2010 Gerald McCoy, Oklahoma, DT  
 2011 Adrian Clayborn, Iowa, DE  
 2012 Mark Barron, Alabama, DB  
 Doug Martin, Boise State, RB  
 2013 Johnthan Banks, Mississippi St., DB (2)  
 2014 Mike Evans, Texas A&M, WR  
 2015 James Winston, Florida State, QB  
 2016 Vernon Hargreaves, Florida, DB  
 2017 O.J. Howard, Alabama, TE  
 2018 Vita Vea, Washington, DT  
 2019 Devin White, LSU, LB  
 2020 Tristan Wirfs, Iowa, T  
 2021 Joe Tryon, Washington, LB  
 2022 Logan Hall, Houston, DE (2)

## TENNESSEE TITANS

1960 Billy Cannon, LSU, RB  
 1961 Mike Ditka, Pittsburgh, E  
 1962 Ray Jacobs, Howard Payne, DT  
 1963 Danny Brabham, Arkansas, LB  
 1964 Scott Appleton, Texas, DT  
 1965 Lawrence Elkins, Baylor, WR  
 1966 Tommy Nobis, Texas, LB  
 1967 George Webster, Michigan St., LB  
 Tom Regner, Notre Dame, G  
 1968 Mac Haik, Mississippi, WR (2)  
 1969 Ron Pritchard, Arizona State, LB  
 1970 Doug Wilkerson, N. Carolina Central, G  
 1971 Dan Pastorini, Santa Clara, QB  
 1972 Greg Sampson, Stanford, DE  
 1973 John Matuszak, Tampa, DE  
 George Amundson, Iowa State, RB  
 1974 Steve Manstedt, Nebraska, LB (4)  
 1975 Robert Brazile, Jackson State, LB

Don Hardeman, Texas A&I, RB  
 1976 Mike Barber, Louisiana Tech, TE (2)  
 1977 Morris Towns, Missouri, T  
 1978 Earl Campbell, Texas, RB  
 1979 Mike Stensrud, Iowa State, DE (2)  
 1980 Angelo Fields, Michigan St., T (2)  
 1981 Michael Holston, Morgan St., WR (3)  
 1982 Mike Munchak, Penn State, G  
 1983 Bruce Matthews, Southern California, T  
 1984 Dean Steinkuhler, Nebraska, T  
 1985 Ray Childress, Texas A&M, DE  
 Richard Johnson, Wisconsin, DB  
 1986 Jim Everett, Purdue, QB  
 1987 Alonzo Highsmith, Miami, RB  
 Haywood Jeffries, North Carolina St., WR  
 1988 Lorenzo White, Michigan State, RB  
 1989 David Williams, Florida, T  
 1990 Lamar Lathon, Houston, LB  
 1991 Mike Dumas, Indiana, DB (2)  
 1992 Eddie Robinson, Alabama St., LB (2)  
 1993 Brad Hopkins, Illinois, T  
 1994 Henry Ford, Arkansas, DE  
 1995 Steve McNair, Alcorn State, QB  
 1996 Eddie George, Ohio State, RB  
 1997 Kenny Holmes, Miami, DE  
 1998 Kevin Dyson, Utah, WR  
 1999 Jevon Kearse, Florida, DE  
 2000 Keith Bulluck, Syracuse, LB  
 2001 Andre Dyson, Utah, DB (2)  
 2002 Albert Haynesworth, Tennessee, DT  
 2003 Andre Woolfolk, Oklahoma, DB  
 2004 Ben Troupe, Florida, TE (2)  
 2005 Adam Jones, West Virginia, DB  
 2006 Vince Young, Texas, QB  
 2007 Michael Griffin, Texas, DB  
 2008 Chris Johnson, East Carolina, RB  
 2009 Kenny Britt, Rutgers, WR  
 2010 Derrick Morgan, Georgia Tech, DE  
 2011 Jake Locker, Washington, QB  
 2012 Kendall Wright, Baylor, WR  
 2013 Chance Warmack, Alabama, G  
 2014 Taylor Lewan, Michigan, T  
 2015 Marcus Mariota, Oregon, QB  
 2016 Jack Conklin, Michigan State, T  
 2017 Corey Davis, Western Michigan, WR  
 Adoree' Jackson, Southern California, DB  
 2018 Rashaan Evans, Alabama, LB  
 2019 Jeffery Simmons, Mississippi St., DT  
 2020 Isaiah Wilson, Georgia, T  
 2021 Caleb Farley, Virginia Tech, DB  
 2022 Treyton Burks, Arkansas, WR

## WASHINGTON COMMANDERS

1936 Riley Smith, Alabama, B  
 1937 Sammy Baugh, TCU, B  
 1938 Andy Farkas, Detroit, B  
 1939 I.B. Hale, TCU, T  
 1940 Ed Boell, New York U., B  
 1941 Forest Evashevski, Michigan, B  
 1942 Orban (Spec) Sanders, Texas, B  
 1943 Jack Jenkins, Missouri, B  
 1944 Mike Micka, Colgate, B  
 1945 Jim Hardy, Southern California, B  
 1946 Cal Rossi, UCLA, B\*  
 1947 Cal Rossi, UCLA, B  
 1948 Harry Gilmer, Alabama, B  
 Lowell Tew, Alabama, B  
 1949 Rob Goode, Texas A&M, B  
 1950 George Thomas, Oklahoma, B  
 1951 Leon Heath, Oklahoma, B  
 1952 Larry Isbell, Baylor, B  
 1953 Jack Scarbath, Maryland, B  
 1954 Steve Meilinger, Kentucky, E

1955 Ralph Guglielmi, Notre Dame, B  
 1956 Ed Vereb, Maryland, B  
 1957 Don Bosseler, Miami, B  
 1958 Mike Sommer, George Washington, B (2)  
 1959 Don Allard, Boston College, B  
 1960 Richie Lucas, Penn State, QB  
 1961 Norman Snead, Wake Forest, QB  
 Joe Rutgens, Illinois, DT  
 1962 Ernie Davis, Syracuse, RB  
 1963 Pat Richter, Wisconsin, TE  
 1964 Charley Taylor, Arizona St., RB-WR  
 1965 Bob Breitenstein, Tulsa, T (2)  
 1966 Charlie Gogolak, Princeton, K  
 1967 Ray McDonald, Idaho, RB  
 1968 Jim Smith, Oregon, DB  
 1969 Eugene Epps, Texas-El Paso, DB (2)  
 1970 Bill Bundige, Colorado, DT (2)  
 1971 Cotton Speyrer, Texas, WR (2)  
 1972 Moses Denson, Maryland St., RB (8)  
 1973 Charles Cantrell, Lamar, G (5)  
 1974 Jon Keyworth, Colorado, TE (6)  
 1975 Mike Thomas, Nevada-Las Vegas, RB (6)  
 1976 Mike Hughes, Baylor, G (5)  
 1977 Duncan McCall, Stanford, DE (4)  
 1978 Tony Green, Florida, RB (6)  
 1979 Don Warren, San Diego St., TE (4)  
 1980 Art Monk, Syracuse, WR  
 1981 Mark May, Pittsburgh, T  
 1982 Vernon Dean, San Diego St., DB (2)  
 1983 Darrell Green, Texas A&I, DB  
 1984 Bob Slater, Oklahoma, DT (2)  
 1985 Tory Nixon, San Diego St., DB (2)  
 1986 Markus Koch, Boise State, DE (2)  
 1987 Brian Davis, Nebraska, DB (2)  
 1988 Chip Lohmiller, Minnesota, K (2)  
 1989 Tracy Rocker, Auburn, DT (3)  
 1990 Andre Collins, Penn State, LB (2)  
 1991 Bobby Wilson, Michigan State, DT  
 1992 Desmond Howard, Michigan, WR  
 1993 Tom Carter, Notre Dame, DB  
 1994 Heath Shuler, Tennessee, QB  
 1995 Michael Westbrook, Colorado, WR  
 1996 Andre Johnson, Penn State, T  
 1997 Kenard Lang, Miami, DE  
 1998 Stephen Alexander, Oklahoma, TE (2)  
 1999 Champ Bailey, Georgia, DB  
 2000 LaVar Arrington, Penn State, LB  
 Chris Samuels, Alabama, T  
 2001 Rod Gardner, Clemson, WR  
 2002 Patrick Ramsey, Tulane, QB  
 2003 Taylor Jacobs, Florida, WR (2)  
 2004 Sean Taylor, Miami, DB  
 2005 Carlos Rogers, Auburn, DB  
 Jason Campbell, Auburn, QB  
 2006 Rocky McIntosh, Miami, LB (2)  
 2007 LaRon Landry, LSU, DB  
 2008 Devin Thomas, Michigan State, WR (2)  
 2009 Brian Orakpo, Texas, DE  
 2010 Trent Williams, Oklahoma, T  
 2011 Ryan Kerrigan, Purdue, LB  
 2012 Robert Griffin III, Baylor, QB  
 2013 David Amerson, North Carolina St., DB (2)  
 2014 Trent Murphy, Stanford, LB (2)  
 2015 Brandon Scherff, Iowa, T  
 2016 Josh Doctson, TCU, WR  
 2017 Jonathan Allen, Alabama, DE  
 2018 Daron Payne, Alabama, DT  
 2019 Dwayne Haskins, Ohio State, QB  
 Montez Sweat, Mississippi State, LB  
 2020 Chase Young, Ohio State, DE  
 2021 Jamin Davis, Kentucky, LB  
 2022 Jahan Dotson, Penn State, WR  
 \*Choice lost due to ineligibility

# Records

All-Time Records .....	542
Individual .....	542
Service .....	542
Scoring.....	542
Rushing.....	546
Passing.....	547
Receiving.....	551
Yards from Scrimmage.....	554
Interceptions By.....	554
Punting.....	555
Punt Returns .....	556
Kickoff Returns .....	558
Combined Kick Returns .....	559
Fumbles .....	560
Combined Net Yards.....	562
Sacks.....	563
Team .....	564
Championships .....	564
Games Won.....	564
Games Lost.....	565
Tie Games.....	566
Scoring.....	566
First Downs .....	568
Combined Net Yards Rushing and Passing .....	569
Rushing.....	570
Passing.....	571
Punting.....	573
Punt Returns .....	573
Kickoff Returns .....	575
Fumbles .....	575
Turnovers.....	577
Penalties.....	577
Defense.....	578
Outstanding Performers .....	582
Yearly Statistical Leaders .....	627
Super Bowl Records.....	659
Postseason Records .....	673

## ALL-TIME RECORDS

## SERVICE-SCORING

Compiled by Elias Sports Bureau.

The following records reflect all available official information on the National Football League from its formation in 1920 to date. Also included are all applicable records from the American Football League, 1960-69.

Individuals eligible for Rookie records are players who were in their first season of professional football and had not been on the roster or practice squad of another professional football team, including teams in other leagues, for any regular-season or post-season games in a previous season. Eligible players, therefore, include those who were under contract to a National Football League club for a previous season but were terminated prior to their club's first regular-season game and not re-signed, or who were placed on Reserve/Injured (or another category of the Reserve List) prior to their club's first regular-season game and were not activated during the rest of the regular season or postseason.

## INDIVIDUAL RECORDS

## SERVICE

## Most Seasons

- 26 George Blanda, Chi. Bears, 1949, 1950-58; Bal. Colts, 1950; Hou. Oilers, 1960-66; Oak. Raiders, 1967-75
- 25 Morten Andersen, New Orleans, 1982-94; Atlanta, 1995-2000; N.Y. Giants, 2001; Kansas City, 2002-03; Minnesota, 2004; Atlanta, 2006-07
- 24 Adam Vinatieri, New England, 1996-2005; Indianapolis, 2006-19

## Most Seasons, One Club

- 21 Jason Hanson, Detroit, 1992-2012
- 20 Jackie Slater, L.A. Rams, 1976-94; St.L. Rams, 1995
- Darrell Green, Washington, 1983-2002
- Tom Brady, New England, 2000-19
- 19 Jim Marshall, Minnesota, 1961-79
- Bruce Matthews, Hou. Oilers, 1983-96; Tennessee, 1997-2001

## Most Games Played, Career

- 382 Morten Andersen, New Orleans, 1982-94; Atlanta, 1995-2000; N.Y. Giants, 2001; Kansas City, 2002-03; Minnesota, 2004; Atlanta, 2006-07
- 365 Adam Vinatieri, New England, 1996-2005; Indianapolis, 2006-19
- 353 Gary Anderson, Pittsburgh, 1982-94; Philadelphia, 1995-96; San Francisco, 1997; Minnesota, 1998-2002; Tennessee, 2003-04

## Most Consecutive Games Played, Career

- 352 Jeff Feagles, New England, 1988-89; Philadelphia, 1990-93; Arizona, 1994-97; Seattle, 1998-2002; N.Y. Giants, 2003-09
- 299 Brett Favre, Green Bay, 1992-2007; N.Y. Jets, 2008; Minnesota, 2009-10
- 282 Jim Marshall, Cle. Browns, 1960; Minnesota, 1961-79

## SCORING

## Most Seasons Leading League

- 5 Don Hutson, Green Bay, 1940-44
- Gino Cappelletti, Bos. Patriots, 1961, 1963-66
- Stephen Gostkowski, New England, 2008, 2012-15
- 3 Earl (Dutch) Clark, Portsmouth, 1932; Detroit, 1935-36
- Pat Harder, Chi. Cardinals, 1947-49
- Paul Hornung, Green Bay, 1959-61
- 2 By many players

## Most Consecutive Seasons Leading League

- 5 Don Hutson, Green Bay, 1940-44
- 4 Gino Cappelletti, Bos. Patriots, 1963-66
- Stephen Gostkowski, New England, 2012-15
- 3 Pat Harder, Chi. Cardinals, 1947-49
- Paul Hornung, Green Bay, 1959-61

## POINTS

## Most Points, Career

- 2,673 Adam Vinatieri, New England, 1996-2005; Indianapolis, 2006-19 (874-pat, 599-fg, 1 2-pt)
- 2,544 Morten Andersen, New Orleans, 1982-94; Atlanta, 1995-2000; N.Y. Giants, 2001; Kansas City, 2002-03; Minnesota, 2004; Atlanta, 2006-07 (849-pat, 565-fg)
- 2,434 Gary Anderson, Pittsburgh, 1982-94; Philadelphia 1995-96; San Francisco, 1997; Minnesota, 1998-2002; Tennessee, 2003-04 (820-pat, 538-fg)

## Most Points, Season

- 186 LaDainian Tomlinson, S.D. Chargers, 2006 (31-td)
- 176 Paul Hornung, Green Bay, 1960 (15-td, 41-pat, 15-fg)
- 168 Shaun Alexander, Seattle, 2005 (28-td)

## Most Points, No Touchdowns, Season

- 166 David Akers, San Francisco, 2011 (34-pat, 44-fg)
- 164 Gary Anderson, Minnesota, 1998 (59-pat, 35-fg)
- 163 Jeff Wilkins, St.L. Rams, 2003 (46-pat, 39-fg)

## Most Seasons, 100 or More Points

- 21 Adam Vinatieri, New England, 1996-2005; Indianapolis, 2006-08, 2010, 2012-18
- 16 Jason Elam, Denver, 1993-2007; Atlanta, 2008
- 14 Gary Anderson, Pittsburgh, 1983-85, 1988, 1991-94; Philadelphia 1996; San Francisco, 1997; Minnesota, 1998-2000; Tennessee, 2003
- Morten Andersen, New Orleans, 1985-89, 1991-94; Atlanta, 1995, 1997-98; Kansas City, 2002-03
- Mason Crosby, Green Bay, 2007-16, 2018-21

## Most Points, Rookie Season

- 150 Cody Parkey, Philadelphia, 2014 (54-pat, 32-fg)
- 144 Kevin Butler, Chi. Bears, 1985 (51-pat, 31-fg)
- 142 Harrison Butker, Kansas City, 2017 (28-pat, 38-fg)

## Most Points, Game

- 40 Ernie Nevers, Chi. Cardinals vs. Chi. Bears, Nov. 28, 1929 (6-td, 4-pat)
- 36 Dub Jones, Cle. Browns vs. Chi. Bears, Nov. 25, 1951 (6-td)
- Gale Sayers, Chi. Bears vs. San Francisco, Dec. 12, 1965 (6-td)
- Alvin Kamara, New Orleans vs. Minnesota, Dec. 25, 2020 (6-td)
- 33 Paul Hornung, Green Bay vs. Bal. Colts, Oct. 8, 1961 (4-td, 6-pat, 1-fg)

## Most Consecutive Games Scoring

- 360 Morten Andersen, New Orleans, 1983-94; Atlanta, 1995-2000; N.Y. Giants, 2001; Kansas City, 2002-03; Minnesota, 2004; Atlanta, 2006-07
- 263 Jason Elam, Denver, 1993-2007; Atlanta, 2008-09
- 194 Matt Bryant, Tampa Bay 2006-08; Atlanta, 2009-19

## TOUCHDOWNS

## Most Seasons Leading League

- 8 Don Hutson, Green Bay, 1935-38, 1941-44
- 3 Jim Brown, Cle. Browns, 1958-59, 1963
- Lance Alworth, S.D. Chargers, 1964-66
- Emmitt Smith, Dal. Cowboys, 1992, 1994-95
- 2 By many players

## Most Consecutive Seasons Leading League

- 4 Don Hutson, Green Bay, 1935-38, 1941-44
- 3 Lance Alworth, S.D. Chargers, 1964-66
- 2 By many players

## Most Touchdowns, Career

- 208 Jerry Rice, San Francisco, 1985-2000; Oak. Raiders, 2001-04; Seattle, 2004 (10-r, 197-p, 1-ret)
- 175 Emmitt Smith, Dal. Cowboys, 1990-2002; Arizona, 2003-04 (164-r, 11-p)
- 162 LaDainian Tomlinson, S.D. Chargers, 2001-09; N.Y. Jets, 2010-11 (145-r, 17-p)



## SCORING

**Most Touchdowns, Season**

- 31 LaDainian Tomlinson, S.D. Chargers, 2006  
(28-r, 3-p)  
28 Shaun Alexander, Seattle, 2005 (27-r, 1-p)  
27 Priest Holmes, Kansas City, 2003 (27-r)

**Most Touchdowns, Rookie, Season**

- 22 Gale Sayers, Chi. Bears, 1965 (14-r, 6-p)  
20 Eric Dickerson, L.A. Rams, 1983 (18-r, 2-p)  
17 Fred Taylor, Jacksonville, 1998 (14-r, 3-p)  
Randy Moss, Minnesota, 1998 (17-p)  
Edgerrin James, Indianapolis, 1999 (13-r, 4-p)  
Clinton Portis, Denver, 2002 (15-r, 2-p)

**Most Touchdowns, Game**

- 6 Ernie Nevers, Chi. Cardinals vs. Chi. Bears,  
Nov. 28, 1929 (6-r)  
Dub Jones, Cle. Browns vs. Chi. Bears,  
Nov. 25, 1951 (4-r, 2-p)  
Gale Sayers, Chi. Bears vs. San Francisco,  
Dec. 12, 1965 (4-r, 1-p, 1-ret)  
Alvin Kamara, New Orleans vs. Minnesota,  
Dec. 25, 2020 (6-r)  
5 Jimmy Conzelman, Rock Island vs. Evansville,  
Oct. 15, 1922 (5-r)  
Bob Shaw, Chi. Cardinals vs. Bal. Colts, Oct. 2,  
1950 (5-p)  
Jim Brown, Cle. Browns vs. Bal. Colts,  
Nov. 1, 1959 (5-r)  
Abner Haynes, Dal. Texans vs. Oak. Raiders,  
Nov. 26, 1961 (4-r, 1-p)  
Billy Cannon, Hou. Oilers vs. N.Y. Titans,  
Dec. 10, 1961 (3-r, 2-p)  
Cookie Gilchrist, Buffalo vs. N.Y. Jets, Dec. 8, 1963 (5-r)  
Paul Hornung, Green Bay vs. Bal. Colts,  
Dec. 12, 1965 (3-r, 2-p)  
Kellen Winslow, S.D. Chargers vs. Oak. Raiders,  
Nov. 22, 1981 (5-p)  
Jerry Rice, San Francisco vs. Atlanta, Oct. 14, 1990  
(5-p)  
James Stewart, Jacksonville vs. Philadelphia,  
Oct. 12, 1997 (5-r)  
Shaun Alexander, Seattle vs. Minnesota,  
Sept. 29, 2002 (4-r, 1-p)  
Clinton Portis, Denver vs. Kansas City, Dec. 7, 2003  
(5-r)  
Jamaal Charles, Kansas City vs. Oak. Raiders,  
Dec. 15, 2013 (4-p, 1-r)  
Jonathan Taylor, Indianapolis vs. Buffalo,  
Nov. 21, 2021 (4-r, 1-p)  
4 By many players. Last time:  
Leonard Fournette, Tampa Bay vs. Indianapolis,  
Nov. 28, 2021 (3-r, 1-p)  
**Most Consecutive Games Scoring Touchdowns**  
18 Lenny Moore, Bal. Colts, 1963-65  
LaDainian Tomlinson, S.D. Chargers, 2004-05  
14 O.J. Simpson, Buffalo, 1975  
13 John Riggins, Washington, 1982-83  
George Rogers, Washington, 1985-86  
Jerry Rice, San Francisco, 1986-87  
Todd Gurley, L.A. Rams, 2017-18

**POINTS AFTER TOUCHDOWN****Most Seasons Leading League**

- 8 George Blanda, Chi. Bears, 1956; Hou. Oilers,  
1961-62; Oak. Raiders, 1967-69, 1972, 1974  
4 Bob Waterfield, Cle. Rams, 1945; L.A. Rams,  
1946, 1950, 1952  
3 Earl (Dutch) Clark, Portsmouth, 1932; Detroit,  
1935-36; Jack Manders, Chi. Bears, 1933-35  
Don Hutson, Green Bay, 1941-42, 1945  
Mason Crosby, Green Bay, 2008, 2011, 2020

**Most (Kicking) Points After Touchdown Attempted, Career**

- 959 George Blanda, Chi. Bears, 1949, 1950-58; Bal. Colts,  
1950; Hou. Oilers, 1960-66; Oak. Raiders, 1967-75  
898 Adam Vinatieri, New England, 1996-2005;  
Indianapolis, 2006-19

## ALL-TIME RECORDS

- 859 Morten Andersen, New Orleans, 1982-1994;  
Atlanta, 1995-2000; N.Y. Giants, 2001;  
Kansas City, 2002-03; Minnesota, 2004;  
Atlanta, 2006-07

**Most (Kicking) Points After Touchdown Attempted, Season**

- 75 Matt Prater, Denver, 2013  
74 Stephen Gostkowski, New England, 2007  
70 Uwe von Schamann, Miami, 1984

**Most (Kicking) Points After Touchdown Attempted, Game**

- 10 Charlie Gogolak, Washington vs. N.Y. Giants,  
Nov. 27, 1966  
9 Pat Harder, Chi. Cardinals vs. N.Y. Giants,  
Oct. 17, 1948; vs. N.Y. Bulldogs, Nov. 13, 1949  
Bob Waterfield, L.A. Rams vs. Bal. Colts,  
Oct. 22, 1950  
Bob Thomas, Chi. Bears vs. Green Bay, Dec. 7, 1980  
8 By many players

**Most (One-Point) Points After Touchdown, Career**

- 943 George Blanda, Chi. Bears, 1949, 1950-58; Bal. Colts,  
1950; Hou. Oilers, 1960-66; Oak. Raiders, 1967-75  
874 Adam Vinatieri, New England, 1996-2005;  
Indianapolis, 2006-19  
849 Morten Andersen, New Orleans, 1982-94;  
Atlanta, 1995-2000; N.Y. Giants, 2001;  
Kansas City, 2002-03; Minnesota, 2004,  
Atlanta, 2006-07

**Most (One-Point) Points After Touchdown, Season**

- 75 Matt Prater, Denver, 2013  
74 Stephen Gostkowski, New England, 2007  
68 Mason Crosby, Green Bay, 2011

**Most (One-Point) Points After Touchdown, Game**

- 9 Pat Harder, Chi. Cardinals vs. N.Y. Giants,  
Oct. 17, 1948  
Bob Waterfield, L.A. Rams vs. Bal. Colts,  
Oct. 22, 1950  
Charlie Gogolak, Washington vs. N.Y. Giants,  
Nov. 27, 1966  
8 By many players

**Most Consecutive (Kicking) Points After Touchdown**

- 478 Stephen Gostkowski, New England, 2006-16  
422 Matt Stover, Bal. Ravens, 1996-2008; Indianapolis,  
2009  
371 Jason Elam, Denver, 1993-2002  
Jeff Wilkins, St.L. Rams, 1999-2007

**Highest (Kicking) Points After Touchdown Percentage, Career (200 points after touchdown)**

- 99.77 Rian Lindell, Seattle, 2000-02; Buffalo, 2003-12; Tampa  
Bay, 2013 (432-433)  
99.64 Billy Cundiff, Dal. Cowboys, 2002-05; New Orleans,  
2006; Cle. Browns, 2009; Bal. Ravens, 2009-11;  
Washington, 2012; Cle. Browns, 2013-14;  
Buffalo, 2015 (277-278)  
99.49 Matt Stover, Cle. Browns, 1991-95; Bal. Ravens, 1996-  
2008; Indianapolis, 2009 (591-594)

**Most (Kicking) Points After Touchdown, No Misses, Season**

- 75 Matt Prater, Denver, 2013  
74 Stephen Gostkowski, New England, 2007  
66 Stephen Gostkowski, New England, 2012

**Most (Kicking) Points After Touchdown, No Misses, Game**

- 9 Pat Harder, Chi. Cardinals vs. N.Y. Giants,  
Oct. 17, 1948  
Bob Waterfield, L.A. Rams vs. Bal. Colts,  
Oct. 22, 1950  
8 By many players

**Most Two-Point Conversions, Career**

Two-point conversions include AFL (1960-69) and NFL (since 1994).

- 7 Marshall Faulk, Indianapolis, 1994-98; St.L. Rams,  
1999-2005  
6 Terance Mathis, Atlanta, 1994-2001; Pittsburgh, 2002  
Matt Forté, Chi. Bears, 2008-15;  
N.Y. Jets, 2016-17  
5 Cris Carter, Minnesota, 1994-2001; Miami, 2002  
Rob Moore, N.Y. Jets, 1994; Arizona, 1995-99  
Willie Jackson, Jacksonville, 1995-97; Cincinnati,  
1998-99; New Orleans, 2000-01; Washington,  
2002

## ALL-TIME RECORDS

Keenan McCardell, Cle. Browns, 1994-95;  
 Jacksonville, 1996-2001; Tampa Bay, 2002-03;  
 S.D. Chargers, 2004-06; Washington, 2007  
 Marvin Harrison, Indianapolis, 1996-2008  
 Marcus Pollard, Indianapolis, 1995-2004; Detroit,  
 2005-06; Seattle, 2007; Atlanta, 2008  
 Todd Heap, Bal. Ravens, 2001-10;  
 Arizona, 2011-12  
 Hines Ward, Pittsburgh, 1998-2011  
 Edgerrin James, Indianapolis, 1999-2005;  
 Arizona, 2006-08; Seattle, 2009  
 Mark Ingram, New Orleans, 2011-18; Bal. Ravens, 2019-20;  
 Hou. Texans, 2021; New Orleans, 2021

**Most Two-Point Conversions, Season**

4 Todd Heap, Bal. Ravens, 2003  
 3 Gino Cappelletti, Bos. Patriots, 1960  
 Richie Lucas, Buffalo, 1961  
 Ronnie Harmon, S.D. Chargers, 1994  
 Haywood Jeffires, Hou. Oilers, 1994  
 Tom Tupa, Cle. Browns, 1994  
 Terance Mathis, Atlanta, 1995  
 Lamar Smith, Seattle, 1996  
 Cris Carter, Minnesota, 1997  
 Terrell Davis, Denver, 1997  
 James Stewart, Detroit, 2000  
 Hines Ward, Pittsburgh, 2002  
 Brian Finneran, Atlanta, 2005  
 Reggie Bush, New Orleans, 2007  
 Alshon Jeffery, Philadelphia, 2017  
 Todd Gurley, L.A. Rams, 2018  
 Alvin Kamara, New Orleans, 2018  
 Dalvin Cook, Minnesota, 2020  
 Ezekiel Elliott, Dal. Cowboys, 2021

2 By many players

**Most Two-Point Conversions, Game**

2 Brett Perriman, Detroit vs. Green Bay, Nov. 6, 1994  
 Michael Jackson, Bal. Ravens vs. New England,  
 Oct. 6, 1996  
 Terrell Davis, Denver vs. Atlanta, Sept. 28, 1997  
 Charles Johnson, Pittsburgh vs. Tennessee,  
 Nov. 1, 1998  
 Marshall Faulk, St.L. Rams vs. Atlanta, Oct. 15, 2000  
 Todd Heap, Bal. Ravens vs. Cincinnati, Oct. 19, 2003  
 Reggie Bush, New Orleans vs. St.L. Rams,  
 Nov. 11, 2007  
 Tarvaris Jackson, Minnesota vs. Denver,  
 Dec. 30, 2007 (ot)  
 Mewelde Moore, Pittsburgh vs. New England,  
 Nov. 14, 2010  
 Lance Moore, New Orleans vs. Hou. Texans,  
 Sept. 25, 2011  
 Ladarius Green, S.D. Chargers vs. Oak. Raiders,  
 Oct. 25, 2015  
 Todd Gurley, L.A. Rams vs. Arizona, Sept. 16, 2018  
 Duke Johnson, Cle. Browns vs. Oak. Raiders,  
 Sept. 30, 2018 (ot)  
 Dalvin Cook, Minnesota vs. Green Bay, Sept. 13, 2020  
 Mark Andrews, Bal. Ravens vs. Indianapolis,  
 Oct. 11, 2021 (ot)

**FIELD GOALS****Most Seasons Leading League**

5 Lou Groza, Cle. Browns, 1950, 1952-54, 1957  
 4 Jack Manders, Chi. Bears, 1933-34, 1936-37  
 Ward Cuff, N.Y. Giants, 1938-39, 1943; Green Bay,  
 1947  
 Mark Moseley, Washington, 1976-77, 1979, 1982  
 3 Bob Waterfield, L.A. Rams, 1947, 1949, 1951  
 Gino Cappelletti, Bos. Patriots, 1961, 1963-64  
 Fred Cox, Minnesota, 1965, 1969-70  
 Jan Stenerud, Kansas City, 1967, 1970, 1975  
 Stephen Gostkowski, New England, 2008, 2013-14

**Most Consecutive Seasons Leading League**

3 Lou Groza, Cle. Browns, 1952-54  
 2 Jack Manders, Chi. Bears, 1933-34

## SCORING

Armand Niccolai, Pittsburgh, 1935-36  
 Jack Manders, Chi. Bears, 1936-37  
 Ward Cuff, N.Y. Giants, 1938-39  
 Clark Hinkle, Green Bay, 1940-41  
 Cliff Patton, Philadelphia, 1948-49  
 Gino Cappelletti, Bos. Patriots, 1963-64  
 Jim Turner, N.Y. Jets, 1968-69  
 Fred Cox, Minnesota, 1969-70  
 Mark Moseley, Washington, 1976-77  
 Chip Lohmiller, Washington, 1991-92  
 Pete Stoyanovich, Miami, 1991-92  
 Stephen Gostkowski, New England, 2013-14

**Most Field Goals Attempted, Career**

715 Adam Vinatieri, New England, 1996-2005;  
 Indianapolis, 2006-19  
 709 Morten Andersen, New Orleans, 1982-94; Atlanta,  
 1995-2000; N.Y. Giants, 2001; Kansas City, 2002-  
 03; Minnesota, 2004; Atlanta, 2006-07  
 672 Gary Anderson, Pittsburgh, 1982-94; Philadelphia,  
 1995-96; San Francisco, 1997; Minnesota, 1998-  
 2002; Tennessee, 2003-04

**Most Field Goals Attempted, Season**

52 David Akers, San Francisco, 2011  
 49 Bruce Gossett, L.A. Rams, 1966  
 Curt Knight, Washington, 1971  
 48 Chester Marcol, Green Bay, 1972

**Most Field Goals Attempted, Game**

9 Jim Bakken, St.L. Cardinals vs. Pittsburgh,  
 Sept. 24, 1967  
 8 Lou Michaels, Pittsburgh vs. St.L. Cardinals,  
 Dec. 2, 1962  
 Garo Yepremian, Detroit vs. Minnesota, Nov. 13, 1966  
 Jim Turner, N.Y. Jets vs. Buffalo, Nov. 3, 1968  
 Billy Cundiff, Dal. Cowboys vs. N.Y. Giants,  
 Sept. 15, 2003 (ot)  
 Rob Bironas, Tennessee vs. Hou. Texans,  
 Oct. 21, 2007  
 Jason Sanders, Miami vs. N.Y. Jets, Dec. 8, 2019  
 Tyler Bass, Buffalo vs. N.Y. Jets, Oct. 25, 2020  
 7 By many players

**Most Field Goals, Career**

599 Adam Vinatieri, New England, 1996-2005; Indianapolis,  
 2006-19  
 565 Morten Andersen, New Orleans, 1982-94; Atlanta,  
 1995-2000; N.Y. Giants, 2001; Kansas City, 2002-  
 03; Minnesota, 2004; Atlanta, 2006-07  
 538 Gary Anderson, Pittsburgh, 1982-94; Philadelphia,  
 1995-96; San Francisco, 1997; Minnesota, 1998-  
 2002; Tennessee, 2003-04

**Most Field Goals, Season**

44 David Akers, San Francisco, 2011  
 40 Neil Rackers, Arizona, 2005  
 Daniel Carlson, Las Vegas, 2021  
 39 Ollindo Mare, Miami, 1999  
 Jeff Wilkins, St.L. Rams, 2003  
 Robbie Gould, San Francisco, 2017

**Most Field Goals, Rookie, Season**

38 Harrison Butker, Kansas City, 2017  
 35 Ali Haji-Sheikh, N.Y. Giants, 1983  
 Blair Walsh, Minnesota, 2012  
 34 Richie Cunningham, Dal. Cowboys, 1997

**Most Field Goals, Game**

8 Rob Bironas, Tennessee vs. Hou. Texans,  
 Oct. 21, 2007  
 7 Jim Bakken, St.L. Cardinals vs. Pittsburgh,  
 Sept. 24, 1967  
 Rich Karlis, Minnesota vs. L.A. Rams,  
 Nov. 5, 1989 (ot)  
 Chris Boniol, Dal. Cowboys vs. Green Bay, Nov. 18, 1996  
 Billy Cundiff, Dal. Cowboys vs. N.Y. Giants, Sept. 15, 2003 (ot)  
 Shayne Graham, Cincinnati vs. Bal. Ravens, Nov. 11, 2007  
 Cairo Santos, Kansas City vs. Cincinnati,  
 Oct. 4, 2015  
 Greg Zuerlein, L.A. Rams vs. Dal. Cowboys, Oct. 1, 2017  
 Jason Myers, N.Y. Jets vs. Indianapolis, Oct. 14, 2018  
 Jason Sanders, Miami vs. N.Y. Jets, Dec. 8, 2019

## SCORING

- 6 By many players
- Most Field Goals, One Quarter**
- 4 Garo Yepremian, Detroit vs. Minnesota, Nov. 13, 1966 (second quarter)  
Curt Knight, Washington vs. N.Y. Giants, Nov. 15, 1970 (second quarter)  
Roger Ruzek, Dal. Cowboys vs. N.Y. Giants, Nov. 2, 1987 (fourth quarter)  
Cary Blanchard, Indianapolis vs. Buffalo, Sept. 21 1997 (second quarter)  
Sebastian Janikowski, Oak. Raiders vs. Chi. Bears, Oct. 5, 2003 (second quarter)  
Jeff Wilkins, St.L. Rams vs. Bal. Ravens, Nov. 9, 2003 (fourth quarter)  
Lawrence Tynes, Kansas City vs. New England, Nov. 27, 2005 (second quarter)  
Shayne Graham, Cincinnati vs. Bal. Ravens, Nov. 11, 2007 (fourth quarter)  
Dan Carpenter, Buffalo vs. Cle. Browns, Nov. 30, 2014 (fourth quarter)  
Wil Lutz, New Orleans vs. N.Y. Giants, Sept. 30, 2018 (second quarter)  
Austin Seibert, Cle. Browns vs. Denver, Nov. 3, 2019 (second quarter)
- 3 By many players
- Most Consecutive Games Scoring Field Goals**
- 38 Matt Stover, Bal. Ravens, 1999-2001  
36 Wil Lutz, New Orleans, 2016-18  
34 David Akers, Philadelphia, 2010;  
San Francisco, 2011-12; Detroit, 2013
- Most Consecutive Field Goals**
- 44 Adam Vinatieri, Indianapolis, 2015-16  
42 Mike Vanderjagt, Indianapolis, 2002-04  
40 Gary Anderson, San Francisco, 1997;  
Minnesota, 1998  
Cairo Santos, Chi. Bears, 2020-21
- Longest Field Goal**
- 66 Justin Tucker, Bal. Ravens vs. Detroit, Sept. 26, 2021  
64 Matt Prater, Denver vs. Tennessee, Dec. 8, 2013  
63 Tom Dempsey, New Orleans vs. Detroit, Nov. 8, 1970  
Jason Elam, Denver vs. Jacksonville, Oct. 25, 1998  
Sebastian Janikowski, Oak. Raiders vs. Denver, Sept. 12, 2011  
David Akers, San Francisco vs. Green Bay, Sept. 9, 2012  
Graham Gano, Carolina vs. N.Y. Giants, Oct. 7, 2018  
Brett Maher, Dal. Cowboys vs. Philadelphia, Oct. 20, 2019
- Highest Field Goal Pct., Career (100 field goals)**
- 91.06 Justin Tucker, Bal. Ravens, 2012-21 (326-358)  
90.12 Harrison Butker, Kansas City, 2017-21 (146-162)  
88.35 Chris Boswell, Pittsburgh, 2015-21 (182-206)
- Highest Field Goal Pct., Season (Qualifiers)**
- 100.00 Tony Zendejas, L.A. Rams, 1991 (17-17)  
Gary Anderson, Minnesota, 1998 (35-35)  
Jeff Wilkins, St.L. Rams, 2000 (17-17)  
Mike Vanderjagt, Indianapolis, 2003 (37-37)  
Mason Crosby, Green Bay, 2020 (16-16)  
Jason Myers, Seattle, 2020 (24-24)
- 97.44 Justin Tucker, Bal. Ravens, 2016 (38-39)  
97.06 Robbie Gould, San Francisco, 2018 (33-34)  
Josh Lambo, Jacksonville, 2019 (33-34)
- Most Field Goals, No Misses, Game**
- 8 Rob Bironas, Tennessee vs. Hou. Texans, Oct. 21, 2007
- 7 Rich Karlis, Minnesota vs. L.A. Rams, Nov. 5, 1989 (ot)  
Chris Boniol, Dal. Cowboys vs. Green Bay, Nov. 18, 1996  
Shayne Graham, Cincinnati vs. Bal. Ravens, Nov. 11, 2007  
Cairo Santos, Kansas City vs. Cincinnati, Oct. 4, 2015  
Greg Zuerlein, L.A. Rams vs. Dal. Cowboys, Oct. 1, 2017  
Jason Myers, N.Y. Jets vs. Indianapolis, Oct. 14, 2018
- 6 By many players

## ALL-TIME RECORDS

- Most Field Goals, 50 or More Yards, Career**
- 66 Matt Prater, Atlanta, 2007; Denver, 2007-13; Detroit, 2014-20; Arizona, 2021
- 58 Sebastian Janikowski, Oak. Raiders, 2000-16; Seattle, 2018
- 52 Jason Hanson, Detroit, 1992-2012
- Most Field Goals, 50 or More Yards, Season**
- 10 Blair Walsh, Minnesota, 2012  
Justin Tucker, Bal. Ravens, 2016  
Brandon McManus, Denver, 2020
- 9 Evan McPherson, Cincinnati, 2021
- 8 Morten Andersen, Atlanta, 1995  
Jason Hanson, Detroit, 2008  
Matt Bryant, Atlanta, 2017  
Joey Slye, Carolina, 2019  
Younghoe Koo, Atlanta, 2020  
Jason Sanders, Miami, 2020  
Chris Boswell, Pittsburgh, 2021
- Most Field Goals, 50 or More Yards, Game**
- 3 Morten Andersen, Atlanta vs. New Orleans, Dec. 10, 1995  
Neil Rackers, Arizona vs. Seattle, Oct. 24, 2004  
Kris Brown, Hou. Texans vs. Miami, Oct. 7, 2007  
Conner Barth, Tampa Bay vs. Miami, Nov. 15, 2009  
Sebastian Janikowski, Oak. Raiders vs. Hou. Texans, Oct. 9, 2011  
Josh Scobee, Jacksonville vs. Bal. Ravens, Oct. 24, 2011  
Phil Dawson, Cle. Browns vs. Bal. Ravens, Sept. 27, 2012  
Blair Walsh, Minnesota vs. St.L. Rams, Dec. 16, 2012  
Justin Tucker, Bal. Ravens vs. Cincinnati, Nov. 27, 2016  
Stephen Gosikowski, Tennessee vs. Minnesota, Sept. 27, 2020  
Graham Gano, N.Y. Giants vs. Dal. Cowboys, Oct. 11, 2020  
Tyler Bass, Buffalo vs. Arizona, Nov. 15, 2020  
Evan McPherson, Cincinnati vs. Las Vegas, Nov. 21, 2021
- 2 By many players. Last time:  
Matt Prater, Arizona vs. L.A. Rams, Dec. 13, 2021

## SAFETIES

- Most Safeties, Career**
- 4 Ted Hendricks, Bal. Colts, 1969-73; Green Bay, 1974; Oak. Raiders, 1975-81; L.A. Raiders, 1982-83  
Doug English, Detroit, 1975-79, 1981-85  
Jared Allen, Kansas City, 2004-07;  
Minnesota, 2008-13; Chi. Bears, 2014;  
Carolina, 2015  
Justin Houston, Kansas City, 2011-18; Indianapolis, 2019-20; Bal. Ravens, 2021
- 3 Bill McPeak, Pittsburgh, 1949-57  
Charlie Krueger, San Francisco, 1959-73  
Ernie Stautner, Pittsburgh, 1950-63  
Jim Katcavage, N.Y. Giants, 1956-68  
Roger Brown, Detroit, 1960-66; L.A. Rams, 1967-69  
Bruce Maher, Detroit, 1960-67; N.Y. Giants, 1968-69  
Ron McDole, St.L. Cardinals, 1961; Hou. Oilers, 1962; Buffalo, 1963-70; Washington, 1971-78  
Alan Page, Minnesota, 1967-78; Chi. Bears, 1979-81  
Lyle Alzado, Denver, 1971-78; Cle. Browns, 1979-81; L.A. Raiders, 1982-85  
Rulon Jones, Denver, 1980-88  
Steve McMichael, New England, 1980; Chi. Bears, 1981-93; Green Bay, 1994  
Kevin Greene, L.A. Rams, 1985-92; Pittsburgh, 1993-95; Carolina, 1996, 1998-99;  
San Francisco, 1997  
Burt Grossman, S.D. Chargers, 1989-93;  
Philadelphia, 1994  
Eric Swann, Phoenix, 1991-93; Arizona, 1994-99;  
Carolina, 2000

## ALL-TIME RECORDS

Dan Saleaumua, Detroit, 1987-88; Kansas City, 1989-96; Seattle, 1997-98  
 Derrick Thomas, Kansas City, 1989-99  
 Bryant Young, San Francisco, 1994-2007  
 Jason Taylor, Miami, 1997-2007; Washington, 2008; Miami, 2009; N.Y. Jets, 2010; Miami, 2011

2 By many players

**Most Safeties, Season**

2 Tom Nash, Green Bay, 1932  
 Willie Wilkin, Washington, 1942  
 Roger Brown, Detroit, 1962  
 Ron McDole, Buffalo, 1964  
 Alan Page, Minnesota, 1971  
 Fred Dryer, L.A. Rams, 1973  
 Benny Barnes, Dal. Cowboys, 1973  
 James Young, Hou. Oilers, 1977  
 Doug English, Detroit, 1983  
 Don Blackmon, New England, 1985  
 Tim Harris, Green Bay, 1988  
 Brian Jordan, Atlanta, 1991  
 Burt Grossman, S.D. Chargers, 1992  
 Rod Stephens, Seattle, 1993  
 Bryant Young, San Francisco, 1996  
 Jared Allen, Minnesota, 2008  
 Jameel McClain, Bal. Ravens, 2008  
 Junior Galette, New Orleans, 2014  
 Justin Houston, Indianapolis, 2020

**Most Safeties, Game**

2 Fred Dryer, L.A. Rams vs. Green Bay, Oct. 21, 1973

## RUSHING

**Most Seasons Leading League**

8 Jim Brown, Cle. Browns, 1957-61, 1963-65  
 4 Steve Van Buren, Philadelphia, 1945, 1947-49  
 O.J. Simpson, Buffalo, 1972-73, 1975-76  
 Eric Dickerson, L.A. Rams, 1983-84, 1986; Indianapolis, 1988  
 Emmitt Smith, Dal. Cowboys, 1991-93, 1995  
 Barry Sanders, Detroit, 1990, 1994, 1996-97  
 3 Earl Campbell, Hou. Oilers, 1978-80  
 Adrian Peterson, Minnesota, 2008, 2012, 2015

**Most Consecutive Seasons Leading League**

5 Jim Brown, Cle. Browns, 1957-61  
 3 Steve Van Buren, Philadelphia, 1947-49  
 Jim Brown, Cle. Browns, 1963-65  
 Earl Campbell, Hou. Oilers, 1978-80  
 Emmitt Smith, Dal. Cowboys, 1991-93  
 2 By many players

## ATTEMPTS

**Most Seasons Leading League**

6 Jim Brown, Cle. Browns, 1958-59, 1961, 1963-65  
 4 Steve Van Buren, Philadelphia, 1947-50  
 Walter Payton, Chi. Bears, 1976-79  
 3 Cookie Gilchrist, Buffalo, 1963-64; Denver, 1965  
 Jim Nance, Bos. Patriots, 1966-67, 1969  
 O.J. Simpson, Buffalo, 1973-75  
 Eric Dickerson, L.A. Rams, 1983, 1986; Indianapolis, 1988  
 Emmitt Smith, Dal. Cowboys, 1991, 1994-95

**Most Consecutive Seasons Leading League**

4 Steve Van Buren, Philadelphia, 1947-50  
 Walter Payton, Chi. Bears, 1976-79  
 3 Jim Brown, Cle. Browns, 1963-65  
 Cookie Gilchrist, Buffalo, 1963-64; Denver, 1965  
 O.J. Simpson, Buffalo, 1973-75  
 2 By many players

**Most Attempts, Career**

4,409 Emmitt Smith, Dal. Cowboys, 1990-2002; Arizona, 2003-04  
 3,838 Walter Payton, Chi. Bears, 1975-87  
 3,735 Frank Gore, San Francisco, 2005-14; Indianapolis, 2015-17; Miami, 2018; Buffalo, 2019; N.Y. Jets, 2020

## SCORING-RUSHING

**Most Attempts, Season**

416 Larry Johnson, Kansas City, 2006  
 410 Jamal Anderson, Atlanta, 1998  
 407 James Wilder, Tampa Bay, 1984

**Most Attempts, Rookie, Season**

390 Eric Dickerson, L.A. Rams, 1983  
 378 George Rogers, New Orleans, 1981  
 369 Edgerrin James, Indianapolis, 1999

**Most Attempts, Game**

45 Jamie Morris, Washington vs. Cincinnati, Dec. 17, 1988 (ot)  
 43 Butch Woolfolk, N.Y. Giants vs. Philadelphia, Nov. 20, 1983  
 James Wilder, Tampa Bay vs. Green Bay, Sept. 30, 1984 (ot)  
 Rudi Johnson, Cincinnati vs. Hou. Texans, Nov. 9, 2003  
 42 James Wilder, Tampa Bay vs. Pittsburgh, Oct. 30, 1983  
 Terrell Davis, Denver vs. Buffalo, Oct. 26, 1997 (ot)  
 Ricky Williams, Miami vs. Buffalo, Sept. 21, 2003

## YARDS GAINED

**Most Yards Gained, Career**

18,355 Emmitt Smith, Dal. Cowboys, 1990-2002; Arizona, 2003-04  
 16,726 Walter Payton, Chi. Bears, 1975-87  
 16,000 Frank Gore, San Francisco, 2005-14; Indianapolis, 2015-17; Miami, 2018; Buffalo, 2019; N.Y. Jets, 2020

**Most Seasons, 1,000 or More Yards Rushing**

11 Emmitt Smith, Dal. Cowboys, 1991-2001  
 10 Walter Payton, Chi. Bears, 1976-81, 1983-86  
 Barry Sanders, Detroit, 1989-98  
 Curtis Martin, New England, 1995-97; N.Y. Jets, 1998-2004  
 9 Frank Gore, San Francisco, 2006-09, 2011-14; Indianapolis, 2016

**Most Consecutive Seasons, 1,000 or More Yards Rushing**

11 Emmitt Smith, Dal. Cowboys, 1991-2001  
 10 Barry Sanders, Detroit, 1989-98  
 Curtis Martin, New England, 1995-97; N.Y. Jets, 1998-2004  
 8 Thurman Thomas, Buffalo, 1989-96  
 LaDainian Tomlinson, S.D. Chargers, 2001-08  
 Steven Jackson, St.L. Rams, 2005-12

**Most Yards Gained, Season**

2,105 Eric Dickerson, L.A. Rams, 1984  
 2,097 Adrian Peterson, Minnesota, 2012  
 2,066 Jamal Lewis, Bal. Ravens, 2003

**Most Yards Gained, Rookie, Season**

1,808 Eric Dickerson, L.A. Rams, 1983  
 1,674 George Rogers, New Orleans, 1981  
 1,631 Ezekiel Elliott, Dal. Cowboys, 2016

**Most Yards Gained, Game**

296 Adrian Peterson, Minnesota vs. S.D. Chargers, Nov. 4, 2007  
 295 Jamal Lewis, Bal. Ravens vs. Cle. Browns, Sept. 14, 2003  
 286 Jerome Harrison, Cle. Browns vs. Kansas City, Dec. 20, 2009

**Most Games, 200 or More Yards Rushing, Career**

6 O.J. Simpson, Buffalo, 1969-77; San Francisco, 1978-79  
 Adrian Peterson, Minnesota, 2007-16; New Orleans, 2017; Arizona, 2017; Washington, 2018-19; Detroit, 2020; Tennessee, 2021; Seattle, 2021  
 5 Tiki Barber, N.Y. Giants, 1997-2006  
 Derrick Henry, Tennessee, 2016-21  
 4 Jim Brown, Cle. Browns, 1957-65  
 Earl Campbell, Hou. Oilers, 1978-84; New Orleans, 1984-85  
 Barry Sanders, Detroit, 1989-98  
 LaDainian Tomlinson, S.D. Chargers, 2001-09; N.Y. Jets, 2010-11

## RUSHING

**Most Games, 200 or More Yards Rushing, Season**

- 4 Earl Campbell, Hou. Oilers, 1980  
 3 O.J. Simpson, Buffalo, 1973  
 Tiki Barber, N.Y. Giants, 2005  
 Jay Ajayi, Miami, 2016  
 Derrick Henry, Tennessee, 2020
- 2 Jim Brown, Cle. Browns, 1963  
 O.J. Simpson, Buffalo, 1976  
 Walter Payton, Chi. Bears, 1977  
 Eric Dickerson, L.A. Rams, 1984  
 Greg Bell, L.A. Rams, 1989  
 Terrell Davis, Denver, 1997  
 Barry Sanders, Detroit, 1997  
 Corey Dillon, Cincinnati, 2000  
 Marshall Faulk, St.L. Rams, 2000  
 LaDainian Tomlinson, S.D. Chargers, 2002  
 Ricky Williams, Miami, 2002  
 Jamal Lewis, Bal. Ravens, 2003  
 LaDainian Tomlinson, S.D. Chargers, 2003  
 Larry Johnson, Kansas City, 2005  
 Willie Parker, Pittsburgh, 2006  
 Adrian Peterson, Minnesota, 2007  
 Michael Turner, Atlanta, 2008  
 Jamaal Charles, Kansas City, 2012  
 Adrian Peterson, Minnesota, 2012

**Most Consecutive Games, 200 or More Yards Rushing**

- 2 O.J. Simpson, Buffalo, 1973, 1976  
 Earl Campbell, Hou. Oilers, 1980  
 Ricky Williams, Miami, 2002  
 Jay Ajayi, Miami, 2016

**Most Games, 100 or more Yards Rushing, Career**

- 78 Emmitt Smith, Dal. Cowboys, 1990-2002; Arizona, 2003-04  
 77 Walter Payton, Chi. Bears, 1975-87  
 76 Barry Sanders, Detroit, 1989-98

**Most Games, 100 or More Yards Rushing, Season**

- 14 Barry Sanders, Detroit, 1997  
 12 Eric Dickerson, L.A. Rams, 1984  
 Barry Foster, Pittsburgh, 1992  
 Jamal Anderson, Atlanta, 1998  
 Jamal Lewis, Bal. Ravens, 2003  
 Chris Johnson, Tennessee, 2009  
 DeMarco Murray, Dal. Cowboys, 2014
- 11 O.J. Simpson, Buffalo, 1973  
 Earl Campbell, Hou. Oilers, 1979  
 Marcus Allen, L.A. Raiders, 1985  
 Eric Dickerson, L.A. Rams, 1986  
 Emmitt Smith, Dal. Cowboys, 1995  
 Terrell Davis, Denver, 1998  
 Shaun Alexander, Seattle, 2005  
 Larry Johnson, Kansas City, 2006

**Most Consecutive Games, 100 or More Yards Rushing**

- 14 Barry Sanders, Detroit, 1997  
 12 Chris Johnson, Tennessee, 2009-10  
 11 Marcus Allen, L.A. Raiders, 1985-86

**Longest Run from Scrimmage**

- 99 Tony Dorsett, Dal. Cowboys vs. Minnesota, Jan. 3, 1983 (TD)  
 Derrick Henry, Tennessee vs. Jacksonville, Dec. 6, 2018 (TD)
- 98 Ahman Green, Green Bay vs. Denver, Dec. 28, 2003 (TD)  
 Ronald Jones, Tampa Bay vs. Carolina, Nov. 15, 2020 (TD)
- 97 Andy Uram, Green Bay vs. Chi. Cardinals, Oct. 8, 1939 (TD)  
 Bob Gage, Pittsburgh vs. Chi. Bears, Dec. 4, 1949 (TD)  
 Lamar Miller, Miami vs. N.Y. Jets, Dec. 28, 2014 (TD)  
 Lamar Miller, Hou. Texans vs. Tennessee, Nov. 26, 2018 (TD)

**AVERAGE GAIN****Highest Average Gain, Career (750 attempts)**

- 7.00 Michael Vick, Atlanta, 2001-06; Philadelphia, 2009-2013; N.Y. Jets, 2014; Pittsburgh, 2015 (873-6,109)
- 6.36 Randall Cunningham, Philadelphia, 1985-95; Minnesota, 1997-99; Dal. Cowboys, 2000; Bal. Ravens, 2001 (775-4,928)

## ALL-TIME RECORDS

5.54 Russell Wilson, Seattle, 2012-21 (846-4,689)

**Highest Average Gain, Season (Qualifiers)**

- 8.45 Michael Vick, Atlanta, 2006 (123-1,039)  
 8.44 Beattie Feathers, Chi. Bears, 1934 (119-1,004)  
 7.98 Randall Cunningham, Philadelphia, 1990 (118-942)

**Highest Average Gain, Game (10 attempts)**

- 17.30 Michael Vick, Atlanta vs. Minnesota, Dec. 1, 2002 (10-173)
- 17.09 Marion Motley, Cle. Browns vs. Pittsburgh, Oct. 29, 1950 (11-188)
- 16.70 Billy Grimes, Green Bay vs. N.Y. Yanks, Oct. 8, 1950 (10-167)

## TOUCHDOWNS

**Most Seasons Leading League**

- 5 Jim Brown, Cle. Browns, 1957-59, 1963, 1965  
 4 Steve Van Buren, Philadelphia, 1945, 1947-49  
 Cookie Gilchrist, Buffalo, 1962-64; Denver, 1965

3 Dutch Clark, Detroit, 1934, 1936-37

- Abner Haynes, Dal. Texans, 1960-62  
 Leroy Kelly, Cle. Browns, 1966-68  
 Emmitt Smith, Dal. Cowboys, 1992, 1994-95  
 LaDainian Tomlinson, S.D. Chargers, 2004, 2006-07

**Most Consecutive Seasons Leading League**

- 4 Cookie Gilchrist, Buffalo, 1962-64; Denver, 1965  
 3 Steve Van Buren, Philadelphia, 1947-49  
 Jim Brown, Cle. Browns, 1957-59  
 Abner Haynes, Dal. Texans, 1960-62  
 Leroy Kelly, Cle. Browns, 1966-68

**Most Touchdowns, Career**

- 164 Emmitt Smith, Dal. Cowboys, 1990-2002; Arizona, 2003-04  
 145 LaDainian Tomlinson, S.D. Chargers, 2001-09; N.Y. Jets, 2010-11
- 123 Marcus Allen, L.A. Raiders, 1982-92; Kansas City, 1993-97

**Most Rushing Touchdowns, Season**

- 28 LaDainian Tomlinson, S.D. Chargers, 2006  
 27 Priest Holmes, Kansas City, 2003  
 Shaun Alexander, Seattle, 2005  
 25 Emmitt Smith, Dal. Cowboys, 1995

**Most Touchdowns, Rookie, Season**

- 18 Eric Dickerson, L.A. Rams, 1983  
 15 Ickey Woods, Cincinnati, 1988  
 Mike Anderson, Denver, 2000  
 Clinton Portis, Denver, 2002  
 Ezekiel Elliott, Dal. Cowboys, 2016
- 14 Gale Sayers, Chi. Bears, 1965  
 Barry Sanders, Detroit, 1989  
 Curtis Martin, New England, 1995  
 Fred Taylor, Jacksonville, 1998  
 Cam Newton, Carolina, 2011

**Most Touchdowns, Game**

- 6 Ernie Nevers, Chi. Cardinals vs. Chi. Bears, Nov. 28, 1929  
 Alvin Kamara, New Orleans vs. Minnesota, Dec. 25, 2020
- 5 Jimmy Conzelman, Rhode Island vs. Evansville, Oct. 15, 1922  
 Jim Brown, Cle. Browns vs. Bal. Colts, Nov. 1, 1959  
 Cookie Gilchrist, Buffalo vs. N.Y. Jets, Dec. 8, 1963  
 James Stewart, Jacksonville vs. Philadelphia, Oct. 12, 1997  
 Clinton Portis, Denver vs. Kansas City, Dec. 7, 2003

4 By many players

**Most Consecutive Games Rushing for Touchdowns**

- 18 LaDainian Tomlinson, S.D. Chargers, 2004-05  
 13 John Riggins, Washington, 1982-83  
 George Rogers, Washington, 1985-86
- 11 Lenny Moore, Bal. Colts, 1963-64  
 Emmitt Smith, Dal. Cowboys, 1994-95  
 Emmitt Smith, Dal. Cowboys, 1995  
 Priest Holmes, Kansas City, 2002  
 Jonathan Taylor, Indianapolis, 2021

## ALL-TIME RECORDS

## PASSING

## PASSING

**Most Seasons Leading League (Passer Rating)**

- 6 Sammy Baugh, Washington, 1937, 1940, 1943, 1945, 1947, 1949  
Steve Young San Francisco, 1991-94, 1996-97  
4 Len Dawson, Dal. Texans; 1962: Kansas City, 1964, 1966, 1968  
Roger Staubach, Dal. Cowboys, 1971, 1973, 1978-79  
Ken Anderson, Cincinnati, 1974-75, 1981-82  
Aaron Rodgers, Green Bay, 2011-12, 2020-21  
3 Arnie Herber, Green Bay, 1932, 1934, 1936  
Norm Van Brocklin, L.A. Rams, 1950, 1952, 1954  
Bart Starr, Green Bay, 1962, 1964, 1966  
Peyton Manning, Indianapolis, 2004-06

**Most Consecutive Seasons Leading League (Passer Rating)**

- 4 Steve Young, San Francisco, 1991-94  
3 Peyton Manning, Indianapolis, 2004-06  
2 Cecil Isbell, Green Bay, 1941-42  
Milt Plum, Cle. Browns, 1960-61  
Ken Anderson, Cincinnati, 1974-75, 1981-82  
Roger Staubach, Dal. Cowboys, 1978-79  
Steve Young, San Francisco, 1996-97  
Aaron Rodgers, Green Bay, 2011-12  
Aaron Rodgers, Green Bay, 2020-21

## PASSER RATING

**Highest Passer Rating, Career (1,500 attempts)**

- 105.8 Patrick Mahomes, Kansas City, 2017-21  
104.53 Deshaun Watson, Hou. Texans, 2017-20  
104.52 Aaron Rodgers, Green Bay, 2008-21

**Highest Passer Rating, Season (Qualifiers)**

- 122.5 Aaron Rodgers, Green Bay, 2011  
121.5 Aaron Rodgers, Green Bay, 2020  
121.1 Peyton Manning, Indianapolis, 2004

**Highest Passer Rating, Rookie, Season (Qualifiers)**

- 104.9 Dak Prescott, Dal. Cowboys, 2016  
102.4 Robert Griffin III, Washington, 2012  
100.0 Russell Wilson, Seattle, 2012

## ATTEMPTS

**Most Seasons Leading League**

- 5 Dan Marino, Miami, 1984, 1986, 1988, 1992, 1997  
4 Sammy Baugh, Washington, 1937, 1943, 1947-48  
Johnny Unitas, Bal. Colts, 1957, 1959-61  
George Blanda, Chi. Bears, 1953; Hou. Oilers, 1963-65  
Drew Brees, New Orleans, 2007-08, 2014, 2016  
3 Arnie Herber, Green Bay, 1932, 1934, 1936  
Sonny Jurgensen, Washington, 1966-67, 1969  
Drew Bledsoe, New England, 1994-96  
Brett Favre, Green Bay, 1999, 2005-06  
Peyton Manning, Indianapolis, 1998, 2010; Denver, 2013

**Most Consecutive Seasons Leading League**

- 3 Johnny Unitas, Bal. Colts, 1959-61  
George Blanda, Hou. Oilers, 1963-65  
Drew Bledsoe, New England, 1994-96  
2 By many players

**Most Passes Attempted, Career**

- 11,317 Tom Brady, New England, 2000-19; Tampa Bay, 2020-21  
10,551 Drew Brees, S.D. Chargers, 2001-05; New Orleans, 2006-20  
10,169 Brett Favre, Atlanta, 1991; Green Bay, 1992-2007; N.Y. Jets, 2008; Minnesota, 2009-10

**Most Passes Attempted, Season**

- 727 Matthew Stafford, Detroit, 2012  
719 Tom Brady, Tampa Bay, 2021  
691 Drew Bledsoe, New England, 1994

**Most Passes Attempted, Rookie, Season**

- 627 Andrew Luck, Indianapolis, 2012  
607 Carson Wentz, Philadelphia, 2016  
602 Trevor Lawrence, Jacksonville, 2021

**Most Passes Attempted, Game**

- 70 Drew Bledsoe, New England vs. Minnesota, Nov. 13, 1994 (ot)  
69 Vinny Testaverde, N.Y. Jets vs. Bal. Ravens, Dec. 24, 2000  
68 George Blanda, Hou. Oilers vs. Buffalo, Nov. 1, 1964  
Jon Kitna, Cincinnati vs. Pittsburgh, Dec. 30, 2001 (ot)  
Jared Goff, L.A. Rams vs. Tampa Bay, Sept. 29, 2019

## COMPLETIONS

**Most Seasons Leading League**

- 6 Dan Marino, Miami, 1984-86, 1988, 1992, 1997  
Drew Brees, New Orleans, 2007-08, 2011, 2014, 2016-17  
5 Sammy Baugh, Washington, 1937, 1943, 1945, 1947-48  
4 George Blanda, Chi. Bears, 1953; Hou. Oilers, 1963-65  
Sonny Jurgensen, Philadelphia, 1961; Washington, 1966-67, 1969  
Peyton Manning, Indianapolis, 2000, 2003, 2010; Denver, 2013

**Most Consecutive Seasons Leading League**

- 3 George Blanda, Hou. Oilers, 1963-65  
Dan Marino, Miami, 1984-86  
2 By many players

**Most Passes Completed, Career**

- 7,263 Tom Brady, New England, 2000-19; Tampa Bay, 2020-21  
7,142 Drew Brees, S.D. Chargers, 2001-05; New Orleans, 2006-20  
6,300 Brett Favre, Atlanta, 1991; Green Bay, 1992-2007; N.Y. Jets, 2008; Minnesota, 2009-10

**Most Passes Completed, Season**

- 485 Tom Brady, Tampa Bay, 2021  
471 Drew Brees, New Orleans, 2016  
468 Drew Brees, New Orleans, 2011

**Most Passes Completed, Rookie, Season**

- 396 Justin Herbert, L.A. Chargers, 2020  
379 Carson Wentz, Philadelphia, 2016  
359 Trevor Lawrence, Jacksonville, 2021

**Most Passes Completed, Game**

- 45 Drew Bledsoe, New England vs. Minnesota, Nov. 13, 1994 (ot)  
Jared Goff, L.A. Rams vs. Tampa Bay, Sept. 29, 2019  
44 Ben Roethlisberger, Pittsburgh vs. Bal. Ravens, Dec. 10, 2017  
43 Rich Gannon, Oak. Raiders vs. Pittsburgh, Sept. 15, 2002  
Matt Schaub, Hou. Texans vs. Jacksonville, Nov. 18, 2012 (ot)  
Philip Rivers, S.D. Chargers vs. Green Bay, Oct. 18, 2015

**Most Consecutive Passes Completed**

- 25 Ryan Tannehill, Miami vs. Tennessee (7), Oct. 18, 2015; vs. Hou. Texans (18), Oct. 25, 2015  
Marcus Mariota, Tennessee vs. Indianapolis, Nov. 18, 2018 (6); vs. Hou. Texans, Nov. 26, 2018 (19)  
Philip Rivers, L.A. Chargers vs. Arizona, Nov. 25, 2018  
Nick Foles, Philadelphia vs. Washington, Dec. 30, 2018  
24 Donovan McNabb, Philadelphia vs. N.Y. Giants (10), Nov. 28, 2004; vs. Green Bay (14), Dec. 5, 2004  
Matthew Stafford, L.A. Rams vs. Bal. Ravens (15), Jan. 2, 2022; vs. San Francisco (9), Jan. 9, 2022  
23 Peyton Manning, Indianapolis vs. Detroit (6), Dec. 14, 2008; vs. Jacksonville (17), Dec. 18, 2008  
Drew Brees, New Orleans vs. Indianapolis (22), Dec. 16, 2019; vs. Tennessee (1), Dec. 22, 2019

## PASSING

## COMPLETION PERCENTAGE

## Most Seasons Leading League

- 8 Len Dawson, Dal. Texans, 1962; Kansas City, 1964-69, 1975
- 7 Sammy Baugh, Washington, 1940, 1942-43, 1945, 1947-49
- 6 Drew Brees, New Orleans, 2009-11, 2017-19

## Most Consecutive Seasons Leading League

- 6 Len Dawson, Kansas City, 1964-69
- 4 Steve Young, San Francisco, 1994-97
- 3 Sammy Baugh, Washington, 1947-49
- Otto Graham, Cle. Browns, 1953-55
- Milt Plum, Cle. Browns, 1959-61
- Kurt Warner, St.L. Rams, 1999-2001
- Drew Brees, New Orleans, 2009-11
- Drew Brees, New Orleans, 2017-19

## Highest Completion Percentage, Career (1,500 attempts)

- 67.85 Deshaun Watson, Hou. Texans, 2017-20 (1,748-1,186)
- 67.69 Drew Brees, S.D. Chargers, 2001-05; New Orleans, 2006-20 (10,551-7,142)
- 66.90 Kirk Cousins, Washington, 2012-17; Minnesota, 2018-21 (4,223-2,825)

## Highest Completion Percentage, Season (Qualifiers)

- 74.44 Drew Brees, New Orleans, 2018 (489-364)
- 74.34 Drew Brees, New Orleans, 2019 (378-281)
- 72.01 Drew Brees, New Orleans, 2017 (536-386)

## Highest Completion Percentage, Rookie, Season (Qualifiers)

- 67.76 Dak Prescott, Dal. Cowboys, 2016 (459-311)
- 67.56 Mac Jones, New England, 2021 (521-352)
- 66.75 Davis Mills, Hou. Texans, 2021 (394-263)

## Highest Completion Percentage, Game (20 attempts)

- 96.67 Drew Brees, New Orleans vs. Indianapolis, Dec. 16, 2019 (30-29)
- 96.55 Philip Rivers, L.A. Chargers vs. Arizona, Nov. 25, 2018 (29-28)
- 95.65 Marcus Mariota, Tennessee vs. Hou. Texans, Nov. 26, 2018 (23-22)

## YARDS GAINED

## Most Seasons Leading League

- 7 Drew Brees, New Orleans, 2006, 2008, 2011-12, 2014-16
- 5 Sonny Jurgensen, Philadelphia, 1961-62; Washington, 1966-67, 1969
- Dan Marino, Miami, 1984-86, 1988, 1992
- 4 Sammy Baugh, Washington, 1937, 1940, 1947-48
- Johnny Unitas, Bal. Colts, 1957, 1959-60, 1963
- Dan Fouts, S.D. Chargers, 1979-82
- Tom Brady, New England, 2005, 2007, 2017; Tampa Bay, 2021

## Most Consecutive Seasons Leading League

- 4 Dan Fouts, S.D. Chargers, 1979-82
- 3 Dan Marino, Miami, 1984-86
- Drew Brees, New Orleans, 2014-16
- 2 By many players

## Most Yards Gained, Career

- 84,520 Tom Brady, New England, 2000-19; Tampa Bay, 2020-21
- 80,358 Drew Brees, S.D. Chargers, 2001-05; New Orleans, 2006-20
- 71,940 Peyton Manning, Indianapolis, 1998-2010; Denver, 2012-15

## Most Seasons, 3,000 or More Yards Passing

- 19 Tom Brady, New England, 2002-07, 2009-19; Tampa Bay, 2020-21
- 18 Brett Favre, Green Bay, 1992-2007; N.Y. Jets, 2008; Minnesota, 2009
- 16 Peyton Manning, Indianapolis, 1998-2010; Denver, 2012-14
- Drew Brees, S.D. Chargers, 2002, 2004-05; New Orleans, 2006-18

## Most Yards Gained, Season

- 5,477 Peyton Manning, Denver, 2013
- 5,476 Drew Brees, New Orleans, 2011
- 5,316 Tom Brady, Tampa Bay, 2021

## ALL-TIME RECORDS

## Most Yards Gained, Rookie, Season

- 4,374 Andrew Luck, Indianapolis, 2012
- 4,336 Justin Herbert, L.A. Chargers, 2020
- 4,051 Cam Newton, Carolina, 2011

## Most Yards Gained, Game

- 554 Norm Van Brocklin, L.A. Rams vs. N.Y. Yanks, Sept. 28, 1951
- 527 Warren Moon, Hou. Oilers vs. Kansas City, Dec. 16, 1990
- Matt Schaub, Hou. Texans vs. Jacksonville, Nov. 18, 2012 (ot)
- 525 Joe Burrow, Cincinnati vs. Bal. Ravens, Dec. 26, 2021

## Most Games, 400 or More Yards Passing, Career

- 16 Drew Brees, S.D. Chargers, 2001-05; New Orleans, 2006-20
- 14 Peyton Manning, Indianapolis, 1998-2010; Denver, 2012-15
- 13 Dan Marino, Miami, 1983-99
- Tom Brady, New England, 2000-19; Tampa Bay, 2020-21

## Most Games, 400 or More Yards Passing, Season

- 4 Dan Marino, Miami, 1984
- Peyton Manning, Denver, 2013
- Ryan Fitzpatrick, Tampa Bay, 2018
- 3 Dan Marino, Miami, 1986
- Eli Manning, N.Y. Giants, 2011
- Tony Romo, Dal. Cowboys, 2012
- Philip Rivers, S.D. Chargers, 2013
- Aaron Rodgers, Green Bay, 2018
- Dak Prescott, Dal. Cowboys, 2019
- Jameis Winston, Tampa Bay, 2019
- Dak Prescott, Dal. Cowboys, 2020
- Tom Brady, Tampa Bay, 2021
- Joe Burrow, Cincinnati, 2021
- 2 By many players

## Most Consecutive Games, 400 or More Yards Passing

- 3 Ryan Fitzpatrick, Tampa Bay, 2018
- Dak Prescott, Dal. Cowboys, 2020
- 2 Dan Fouts, S.D. Chargers, 1982
- Dan Marino, Miami, 1984
- Phil Simms, N.Y. Giants, 1985
- Billy Volek, Tennessee, 2004
- Matt Cassel, New England, 2008
- Tom Brady, New England, 2011
- Cam Newton, Carolina, 2011
- Philip Rivers, S.D. Chargers, 2013
- Aaron Rodgers, Green Bay, 2018
- Jameis Winston, Tampa Bay, 2019
- Joe Burrow, Cincinnati, 2021 (current)

## Most Games, 300 or More Yards Passing, Career

- 123 Drew Brees, S.D. Chargers, 2001-05; New Orleans, 2006-20
- 108 Tom Brady, New England, 2000-19; Tampa Bay, 2020-21
- 93 Peyton Manning, Indianapolis, 1998-2010; Denver, 2012-15

## Most Games, 300 or More Yards Passing, Season

- 13 Drew Brees, New Orleans, 2011
- 12 Peyton Manning, Denver, 2013
- 11 Tom Brady, New England, 2011
- Drew Brees, New Orleans, 2013
- Matt Ryan, Atlanta, 2019
- Jameis Winston, Tampa Bay, 2019

## Most Consecutive Games, 300 or More Yards Passing

- 9 Drew Brees, New Orleans, 2011-12
- Drew Brees, New Orleans, 2012-13
- 8 Andrew Luck, Indianapolis, 2014
- Patrick Mahomes, Kansas City, 2018
- 7 Peyton Manning, Denver, 2012-13
- Matt Ryan, Atlanta, 2018-19

## Longest Pass Completion (All TDs except as noted)

- 99 Frank Filchock (to Farkas), Washington vs. Pittsburgh, Oct. 15, 1939
- George Izo (to Mitchell), Washington vs. Cle. Browns, Sept. 15, 1963
- Karl Sweetan (to Studstill), Detroit vs. Bal. Colts, Oct. 16, 1966

## ALL-TIME RECORDS

## PASSING

	Sonny Jurgensen (to Allen), Washington vs. Chi. Bears, Sept. 15, 1968
	Jim Plunkett (to Branch), L.A. Raiders vs. Washington, Oct. 2, 1983
	Ron Jaworski (to Quick), Philadelphia vs. Atlanta, Nov. 10, 1985
	Stan Humphries (to Martin), S.D. Chargers vs. Seattle, Sept. 18, 1994
	Brett Favre (to Brooks), Green Bay vs. Chi. Bears, Sept. 11, 1995
	Trent Green (to Boerigter), Kansas City vs. S.D. Chargers, Dec. 22, 2002
	Jeff Garcia (to Davis), Cle. Browns vs. Cincinnati, Oct. 17, 2004
	Gus Frerotte (to Berrian), Minnesota vs. Chi. Bears, Nov. 30, 2008
	Tom Brady (to Welker), New England vs. Miami, Sept. 12, 2011
	Eli Manning (to Cruz), N.Y. Giants vs. N.Y. Jets, Dec. 24, 2011
98	Doug Russell (to Tinsley), Chi. Cardinals vs. Cle. Rams, Nov. 27, 1938
	Ogden Compton (to Lane), Chi. Cardinals vs. Green Bay, Nov. 13, 1955
	Bill Wade (to Farrington), Chi. Bears vs. Detroit, Oct. 8, 1961
	Jacky Lee (to Deweall), Hou. Oilers vs. S.D. Chargers, Nov. 25, 1962
	Earl Morrall (to Jones), N.Y. Giants vs. Pittsburgh, Sept. 11, 1966
	Jim Hart (to Rashad), St.L. Cardinals vs. L.A. Rams, Dec. 10, 1972 (no TD)
	Bobby Hebert (to Haynes), Atlanta vs. New Orleans, Sept. 12, 1993
	Charlie Batch (to Morton), Detroit vs. Chi. Bears, Oct. 4, 1998
	Ryan Fitzpatrick (to Owens), Buffalo vs. Jacksonville, Nov. 22, 2009
	Drew Brees (to Cooks), New Orleans vs. Oak. Raiders, Sept. 11, 2016
97	Pat Coffee (to Tinsley), Chi. Cardinals vs. Chi. Bears, Dec. 5, 1937
	Bobby Layne (to Box), Detroit vs. Green Bay, Nov. 26, 1953
	George Shaw (to Tarr), Denver vs. Bos. Patriots, Sept. 21, 1962
	Bernie Kosar (to Slaughter), Cle. Browns vs. Chi. Bears, Oct. 23, 1989
	Steve Young (to Taylor), San Francisco vs. Atlanta, Nov. 3, 1991
	Ben Roethlisberger (to Smith-Schuster), Pittsburgh vs. Detroit, Oct. 29, 2017
	Ben Roethlisberger (to Smith-Schuster), Pittsburgh vs. Denver, Nov. 25, 2018

## AVERAGE GAIN

## Most Seasons Leading League

7	Sid Luckman, Chi. Bears, 1939-43, 1946-47
5	Steve Young, San Francisco, 1991-94, 1997
3	Arnie Herber, Green Bay, 1932, 1934, 1936
	Norm Van Brocklin, L.A. Rams, 1950, 1952, 1954
	Len Dawson, Dal. Texans, 1962: Kansas City, 1966, 1968
	Bart Starr, Green Bay, 1966-68
	Kurt Warner, St.L. Rams, 1999-2001
	Philip Rivers, S.D. Chargers, 2008-10

## Most Consecutive Seasons Leading League

5	Sid Luckman, Chi. Bears, 1939-43
4	Steve Young, San Francisco, 1991-94
3	Bart Starr, Green Bay, 1966-68
	Kurt Warner, St.L. Rams, 1999-2001
	Philip Rivers, S.D. Chargers, 2008-10

## Highest Average Gain, Career (1,500 Attempts)

8.63	Otto Graham, Cle. Browns, 1950-55 (1,565-13,499)
8.42	Sid Luckman, Chi. Bears, 1939-50 (1,744-14,686)
8.32	Deshawn Watson, Hou. Texans, 2017-20 (1,748-14,539)

## Highest Average Gain, Season (Qualifiers)

11.17	Tommy O'Connell, Cle. Browns, 1957 (110-1,229)
10.86	Sid Luckman, Chi. Bears, 1943 (202-2,194)
10.55	Otto Graham, Cle. Browns, 1953 (258-2,722)

## Highest Average Gain, Rookie, Season (Qualifiers)

9.411	Greg Cook, Cincinnati, 1969 (197-1,854)
9.409	Bob Waterfield, Cle. Rams, 1945 (171-1,609)
8.88	Ben Roethlisberger, Pittsburgh, 2004 (295-2,621)

## Highest Average Gain, Game (20 Attempts)

18.58	Sammy Baugh, Washington vs. Bos. Yanks, Oct. 31, 1948 (24-446)
18.50	Johnny Unitas, Bal. Colts vs. Atlanta, Nov. 12, 1967 (20-370)
17.71	Joe Namath, N.Y. Jets vs. Bal. Colts, Sept. 24, 1972 (28-496)

## TOUCHDOWNS

## Most Seasons Leading League

5	Tom Brady, New England, 2002, 2007, 2010, 2015; Tampa Bay, 2021
4	Johnny Unitas, Bal. Colts, 1957-60
	Len Dawson, Dal. Texans, 1962: Kansas City, 1963, 1965-66
	Steve Young, San Francisco, 1992-94, 1998
	Brett Favre, Green Bay, 1995-97, 2003
	Drew Brees, New Orleans, 2008-09, 2011-12
	Peyton Manning, Indianapolis, 2000, 2004, 2006; Denver, 2013
3	Arnie Herber, Green Bay, 1932, 1934, 1936
	Sid Luckman, Chi. Bears, 1943, 1945-46
	Y.A. Tittle, San Francisco, 1955; N.Y. Giants, 1962-63
	Dan Marino, Miami, 1984-86

## Most Consecutive Seasons Leading League

4	Johnny Unitas, Bal. Colts, 1957-60
3	Dan Marino, Miami, 1984-86
	Steve Young, San Francisco, 1992-94
	Brett Favre, Green Bay, 1995-97
2	By many players

## Most Touchdown Passes, Career

624	Tom Brady, New England, 2000-19; Tampa Bay, 2020-21
571	Drew Brees, S.D. Chargers, 2001-05; New Orleans, 2006-20
539	Peyton Manning, Indianapolis, 1998-2010; Denver, 2012-15

## Most Touchdown Passes, Season

55	Peyton Manning, Denver, 2013
50	Tom Brady, New England, 2007
	Patrick Mahomes, Kansas City, 2018
49	Peyton Manning, Indianapolis, 2004

## Most Touchdown Passes, Rookie, Season

31	Justin Herbert, L.A. Chargers, 2020
27	Baker Mayfield, Cle. Browns, 2018
26	Peyton Manning, Indianapolis, 1998
	Russell Wilson, Seattle, 2012

## Most Touchdown Passes, Game

7	Sid Luckman, Chi. Bears vs. N.Y. Giants, Nov. 14, 1943
	Adrian Burk, Philadelphia vs. Washington, Oct. 17, 1954
	George Blanda, Hou. Oilers vs. N.Y. Titans, Nov. 19, 1961
	Y.A. Tittle, N.Y. Giants vs. Washington, Oct. 28, 1962
	Joe Kapp, Minnesota vs. Bal. Colts, Sept. 28, 1969
	Peyton Manning, Denver vs. Bal. Ravens, Sept. 5, 2013
	Nick Foles, Philadelphia vs. Oak. Raiders, Nov. 3, 2013
	Drew Brees, New Orleans vs. N.Y. Giants, Nov. 1, 2015
6	By many players. Last time: Patrick Mahomes, Kansas City vs. L.A. Rams, Nov. 19, 2018



## PASSING-RECEIVING

## ALL-TIME RECORDS

**Most Games, Four or More Touchdown Passes, Career**

- 39 Tom Brady, New England 2000-19; Tampa Bay, 2020-21  
 37 Drew Brees, S.D. Chargers, 2001-05;  
 New Orleans, 2006-20  
 35 Peyton Manning, Indianapolis, 1998-2010;  
 Denver, 2012-15

**Most Games, Four or More Touchdown Passes, Season**

- 9 Peyton Manning, Denver, 2013  
 7 Patrick Mahomes, Kansas City, 2018  
 Aaron Rodgers, Green Bay, 2020  
 6 Dan Marino, Miami, 1984  
 Peyton Manning, Indianapolis, 2004  
 Tom Brady, Tampa Bay, 2021

**Most Consecutive Games, Four or More Touchdown Passes**

- 5 Peyton Manning, Indianapolis, 2004  
 4 Dan Marino, Miami, 1984  
 Tom Brady, Tampa Bay, 2021  
 3 Drew Brees, New Orleans, 2011  
 Patrick Mahomes, Kansas City, 2018  
 Russell Wilson, Seattle, 2020

**Most Consecutive Games, Touchdown Passes**

- 54 Drew Brees, New Orleans, 2009-12  
 52 Tom Brady, New England, 2010-13  
 51 Peyton Manning, Indianapolis-Denver, 2010-14

**HAD INTERCEPTED****Most Consecutive Passes Attempted, None Intercepted**

- 402 Aaron Rodgers, Green Bay, 2018  
 358 Tom Brady, New England, 2010-11  
 332 Derek Carr, Oak. Raiders, 2018

**Most Passes Had Intercepted, Career**

- 336 Brett Favre, Atlanta, 1991; Green Bay, 1992-2007;  
 N.Y. Jets, 2008; Minnesota, 2009-10  
 277 George Blanda, Chi. Bears, 1949, 1950-58; Bal. Colts,  
 1950; Hou. Oilers, 1960-66; Oak. Raiders, 1967-75  
 268 John Hadl, S.D. Chargers, 1962-72; L.A. Rams,  
 1973-74; Green Bay, 1974-75; Hou. Oilers,  
 1976-77

**Most Passes Had Intercepted, Season**

- 42 George Blanda, Hou. Oilers, 1962  
 35 Vinny Testaverde, Tampa Bay, 1988  
 34 Frank Tripucka, Denver, 1960

**Most Passes Had Intercepted, Game**

- 8 Jim Hardy, Chi. Cardinals vs. Philadelphia,  
 Sept. 24, 1950  
 7 Parker Hall, Cle. Rams vs. Green Bay, Nov. 8, 1942  
 Frank Sinkwich, Detroit vs. Green Bay, Oct. 24, 1943  
 Bob Waterfield, L.A. Rams vs. Green Bay,  
 Oct. 17, 1948  
 Zeke Bratkowski, Chi. Bears vs. Bal. Colts,  
 Oct. 2, 1960  
 Tommy Wade, Pittsburgh vs. Philadelphia,  
 Dec. 12, 1965  
 Ken Stabler, Oak. Raiders vs. Denver, Oct. 16, 1977  
 Steve DeBerg, Tampa Bay vs. San Francisco,  
 Sept. 7, 1986  
 Ty Detmer, Detroit vs. Cle. Browns, Sept. 23, 2001  
 6 By many players

**Most Attempts, No Interceptions, Game**

- 70 Drew Bledsoe, New England vs. Minnesota,  
 Nov. 13, 1994 (ot)  
 66 Ben Roethlisberger, Pittsburgh vs. Bal. Ravens,  
 Dec. 10, 2017  
 65 Philip Rivers, S.D. Chargers vs. Green Bay,  
 Oct. 18, 2015

**LOWEST PERCENTAGE, PASSES HAD INTERCEPTED****Most Seasons Leading League, Lowest Percentage, Passes Had Intercepted**

- 6 Aaron Rodgers, Green Bay, 2009, 2014, 2018-21  
 5 Sammy Baugh, Washington, 1940, 1942, 1944-45, 1947  
 4 Tom Brady, New England, 2010, 2012, 2015-16

**Lowest Pct., Passes Had Intercepted, Career (1,500 attempts)**

- 1.31 Aaron Rodgers, Green Bay, 2005-21 (7,118-93)  
 1.58 Patrick Mahomes, Kansas City, 2017-21 (2,345-37)

- 1.62 Tyrod Taylor, Bal. Ravens, 2011-14; Buffalo, 2015-17;  
 Cle. Browns, 2018; L.A. Chargers, 2019-20;  
 Hou. Texans, 2021 (1,542-25)

**Lowest Pct., Passes Had Intercepted, Season (Qualifiers)**

- 0.34 Aaron Rodgers, Green Bay, 2018 (597-2)  
 0.41 Damon Huard, Kansas City, 2006 (244-1)  
 0.45 Josh McCown, Chi. Bears, 2013 (224-1)

**Lowest Pct., Passes Had Intercepted, Rookie, Season (Qualifiers)**

- 0.87 Dak Prescott, Dal. Cowboys, 2016 (459-4)  
 1.24 Joe Burrow, Cincinnati, 2020 (404-5)  
 1.27 Robert Griffin III, Washington, 2012 (393-5)

**TIMES SACKED**

Times Sacked has been compiled since 1963.

**Most Times Sacked, Career**

- 554 Ben Roethlisberger, Pittsburgh, 2004-21  
 543 Tom Brady, New England, 2000-19; Tampa Bay, 2020-21  
 525 Brett Favre, Atlanta, 1991; Green Bay, 1992-2007;  
 N.Y. Jets, 2008; Minnesota, 2009-10

**Most Times Sacked, Season**

- 76 David Carr, Hou. Texans, 2002  
 72 Randall Cunningham, Philadelphia, 1986  
 68 David Carr, Hou. Texans, 2005

**Most Times Sacked, Game**

- 12 Bert Jones, Bal. Colts vs. St.L. Cardinals,  
 Oct. 26, 1980  
 Warren Moon, Hou. Oilers vs. Dal. Cowboys, Sept. 29, 1985  
 Donovan McNabb, Philadelphia vs. N.Y. Giants,  
 Sept. 30, 2007  
 11 Charley Johnson, St.L. Cardinals vs. N.Y. Giants,  
 Nov. 1, 1964  
 Bart Starr, Green Bay vs. Detroit, Nov. 7, 1965  
 Jack Kemp, Buffalo vs. Oak. Raiders, Oct. 15, 1967  
 Bob Berry, Atlanta vs. St.L. Cardinals, Nov. 24, 1968  
 Greg Landry, Detroit vs. Dal. Cowboys, Oct. 6, 1975  
 Ron Jaworski, Philadelphia vs. St.L. Cardinals,  
 Dec. 18, 1983  
 Paul McDonald, Cle. Browns vs. Kansas City,  
 Sept. 30, 1984  
 Archie Manning, Minnesota vs. Chi. Bears,  
 Oct. 28, 1984  
 Steve Pelluer, Dal. Cowboys vs. S.D. Chargers, Nov. 16, 1986  
 Randall Cunningham, Philadelphia vs. L.A. Raiders,  
 Nov. 30, 1986 (ot)  
 David Norrie, N.Y. Jets vs. Dal. Cowboys, Oct. 4, 1987  
 Troy Aikman, Dal. Cowboys vs. Philadelphia, Sept. 15, 1991  
 Bernie Kosar, Cle. Browns vs. Indianapolis,  
 Sept. 6, 1992  
 Greg McElroy, N.Y. Jets vs. S.D. Chargers,  
 Dec. 23, 2012  
 Marcus Mariota, Tennessee vs. Bal. Ravens,  
 Oct. 14, 2018  
 10 By many players

**RECEIVING****Most Seasons Leading League**

- 8 Don Hutson, Green Bay, 1936-37, 1939, 1941-45  
 5 Lionel Taylor, Denver, 1960-63, 1965  
 3 Tom Fears, L.A. Rams, 1948-50  
 Pete Pihos, Philadelphia, 1953-55  
 Billy Wilson, San Francisco, 1954, 1956-57  
 Raymond Berry, Bal. Colts, 1958-60  
 Lance Alworth, S.D. Chargers, 1966, 1968-69  
 Sterling Sharpe, Green Bay, 1989, 1992-93  
 Wes Welker, New England, 2007, 2009, 2011

**Most Consecutive Seasons Leading League**

- 5 Don Hutson, Green Bay, 1941-45  
 4 Lionel Taylor, Denver, 1960-63  
 3 Tom Fears, L.A. Rams, 1948-50  
 Pete Pihos, Philadelphia, 1953-55  
 Raymond Berry, Bal. Colts, 1958-60

## ALL-TIME RECORDS

## RECEIVING

**Most Pass Receptions, Career**

- 1,549 Jerry Rice, San Francisco, 1985-2000; Oak. Raiders, 2001-04; Seattle, 2004  
 1,432 Larry Fitzgerald, Arizona, 2004-20  
 1,325 Tony Gonzalez, Kansas City, 1997-2008; Atlanta, 2009-13

**Most Seasons, 50 or More Pass Receptions**

- 17 Jerry Rice, San Francisco, 1986-96, 1998-2000; Oak. Raiders, 2001-03  
 Larry Fitzgerald, Arizona, 2004-20  
 16 Tony Gonzalez, Kansas City, 1998-2008; Atlanta, 2009-13  
 15 Jason Witten, Dal. Cowboys, 2004-17, 2019

**Most Pass Receptions, Season**

- 149 Michael Thomas, New Orleans, 2019  
 145 Cooper Kupp, L.A. Rams, 2021  
 143 Marvin Harrison, Indianapolis, 2002

**Most Pass Receptions, Rookie, Season**

- 104 Jaylen Waddle, Miami, 2021  
 101 Anquan Boldin, Arizona, 2003  
 92 Michael Thomas, New Orleans, 2016

**Most Pass Receptions, Game**

- 21 Brandon Marshall, Denver vs. Indianapolis, Dec. 13, 2009  
 20 Terrell Owens, San Francisco vs. Chi. Bears, Dec. 17, 2000  
 18 Tom Fears, L.A. Rams vs. Green Bay, Dec. 3, 1950  
 Brandon Marshall, Denver vs. S.D. Chargers, Sept. 14, 2008  
 Jason Witten, Dal. Cowboys vs. N.Y. Giants, Oct. 28, 2012

**Most Consecutive Games, Pass Receptions**

- 274 Jerry Rice, San Francisco, 1985-2000; Oak. Raiders, 2001-04  
 256 Larry Fitzgerald, Arizona, 2004-20 (current)  
 211 Tony Gonzalez, Kansas City, 2000-08; Atlanta, 2009-13

**YARDS GAINED****Most Seasons Leading League**

- 7 Don Hutson, Green Bay, 1936, 1938-39, 1941-44  
 6 Jerry Rice, San Francisco, 1986, 1989-90, 1993-95  
 3 Raymond Berry, Bal. Colts, 1957, 1959-60  
 Lance Alworth, S.D. Chargers, 1965-66, 1968

**Most Consecutive Seasons Leading League**

- 4 Don Hutson, Green Bay, 1941-44  
 3 Jerry Rice, San Francisco, 1993-95  
 2 By many players

**Most Yards Gained, Career**

- 22,895 Jerry Rice, San Francisco, 1985-2000; Oak. Raiders, 2001-04; Seattle, 2004  
 17,492 Larry Fitzgerald, Arizona, 2004-20  
 15,934 Terrell Owens, San Francisco, 1996-2003; Philadelphia, 2004-05; Dal. Cowboys, 2006-08; Buffalo, 2009; Cincinnati, 2010

**Most Seasons, 1,000 or More Yards, Pass Receiving**

- 14 Jerry Rice, San Francisco, 1986-96, 1998; Oak. Raiders, 2001-02  
 10 Randy Moss, Minnesota, 1998-2003; Oak. Raiders, 2005; New England, 2007-09  
 9 Tim Brown, L.A. Raiders, 1993-94; Oak. Raiders, 1995-2001  
 Jimmy Smith, Jacksonville, 1996-2002, 2004-05  
 Terrell Owens, San Francisco, 1998, 2000-03; Philadelphia, 2004; Dal. Cowboys, 2006-08  
 Larry Fitzgerald, Arizona, 2005, 2007-11, 2015-17

**Most Yards Gained, Season**

- 1,964 Calvin Johnson, Detroit, 2012  
 1,947 Cooper Kupp, L.A. Rams, 2021  
 1,871 Julio Jones, Atlanta, 2015

**Most Yards Gained, Rookie, Season**

- 1,473 Bill Groman, Hou. Oilers, 1960  
 1,455 Ja'Marr Chase, Cincinnati, 2021  
 1,400 Justin Jefferson, Minnesota, 2020

**Most Yards Gained, Game**

- 336 Flipper Anderson, L.A. Rams vs. New Orleans, Nov. 26, 1989 (ot)  
 329 Calvin Johnson, Detroit vs. Dal. Cowboys, Oct. 27, 2013  
 309 Stephone Paige, Kansas City vs. S.D. Chargers, Dec. 22, 1985

**Most Games, 200 or More Yards Pass Receiving, Career**

- 5 Lance Alworth, S.D. Chargers, 1962-70; Dal. Cowboys, 1971-72  
 Calvin Johnson, Detroit, 2007-15  
 4 Don Hutson, Green Bay, 1935-45  
 Charlie Hennigan, Hou. Oilers, 1960-66  
 Jerry Rice, San Francisco, 1985-2000; Oak. Raiders, 2001-04; Seattle, 2004  
 3 Don Maynard, N.Y. Giants, 1958; N.Y. Jets, 1960-72; St.L. Cardinals, 1973  
 Wes Chandler, New Orleans, 1978-1981; S.D. Chargers, 1981-87; San Francisco, 1988  
 Isaac Bruce, L.A. Rams, 1994; St.L. Rams, 1995-2007; San Francisco, 2008  
 Terrell Owens, San Francisco, 1996-2003; Philadelphia, 2004-05; Dal. Cowboys, 2006-08; Buffalo, 2009; Cincinnati, 2010  
 Andre Johnson, Hou. Texans, 2003-14; Indianapolis, 2015; Tennessee, 2016  
 Julio Jones, Atlanta, 2011-20; Tennessee, 2021  
 Amari Cooper, Oak. Raiders, 2015-18; Dal. Cowboys, 2018-21

**Most Games, 200 or More Yards Pass Receiving, Season**

- 3 Charlie Hennigan, Hou. Oilers, 1961  
 2 Don Hutson, Green Bay, 1942  
 Gene Roberts, N.Y. Giants, 1949  
 Lance Alworth, S.D. Chargers, 1963  
 Don Maynard, N.Y. Jets, 1968  
 Calvin Johnson, Detroit, 2011  
 Calvin Johnson, Detroit, 2012  
 Josh Gordon, Cle. Browns, 2013  
 Alshon Jeffery, Chi. Bears, 2013  
 Ja'Marr Chase, Cincinnati, 2021

**Most Games, 100 or More Yards Pass Receiving, Career**

- 76 Jerry Rice, San Francisco, 1985-2000; Oak. Raiders, 2001-04; Seattle, 2004  
 64 Randy Moss, Minnesota, 1998-2004, 2010; Oak. Raiders, 2005-06; New England, 2007-10; Tennessee, 2010; San Francisco, 2012  
 59 Marvin Harrison, Indianapolis, 1996-2008  
 Julio Jones, Atlanta, 2011-20; Tennessee, 2021

**Most Games, 100 or More Yards Pass Receiving, Season**

- 11 Michael Irvin, Dal. Cowboys, 1995  
 Calvin Johnson, Detroit, 2012  
 10 Charlie Hennigan, Hou. Oilers, 1961  
 Herman Moore, Detroit, 1995  
 Marvin Harrison, Indianapolis, 2002  
 Torry Holt, St.L. Rams, 2003  
 Demaryius Thomas, Denver, 2014  
 Brandon Marshall, N.Y. Jets, 2015  
 Julio Jones, Atlanta, 2018  
 Michael Thomas, New Orleans, 2019  
 Cooper Kupp, L.A. Rams, 2021  
 9 Elroy (Crazylegs) Hirsch, L.A. Rams, 1951  
 Bill Groman, Hou. Oilers, 1960  
 Lance Alworth, S.D. Chargers, 1965  
 Don Maynard, N.Y. Jets, 1967  
 Stanley Morgan, New England, 1986  
 Mark Carrier, Tampa Bay, 1989  
 Robert Brooks, Green Bay, 1995  
 Isaac Bruce, St.L. Rams, 1995  
 Jerry Rice, San Francisco, 1995  
 Marvin Harrison, Indianapolis, 1999  
 Jimmy Smith, Jacksonville, 1999  
 David Boston, Arizona, 2001  
 Steve Smith, Carolina, 2005  
 Randy Moss, New England, 2007  
 Antonio Brown, Pittsburgh, 2015  
 Julio Jones, Atlanta, 2015  
 Adam Thielen, Minnesota, 2018

## RECEIVING

**Most Consecutive Games, 100 or More Yards Pass Receiving**

- 8 Calvin Johnson, Detroit, 2012  
Adam Thielen, Minnesota, 2018
- 7 Charlie Hennigan, Hou. Oilers, 1961  
Michael Irvin, Dal. Cowboys, 1995  
Demaryius Thomas, Denver, 2014
- 6 Raymond Berry, Bal. Colts, 1960  
Bill Groman, Hou. Oilers, 1961  
Pat Studstill, Detroit, 1966  
Isaac Bruce, St.L. Rams, 1995  
Mike Wallace, Pittsburgh, 2010-11  
Odell Beckham Jr., N.Y. Giants, 2015  
Julio Jones, Atlanta, 2018

**Longest Pass Reception (All TDs except as noted)**

- 99 Andy Farkas (from Filchock), Washington vs. Pittsburgh, Oct. 15, 1939  
Bobby Mitchell (from Izo), Washington vs. Cle. Browns, Sept. 15, 1963  
Pat Studstill (from Sweetan), Detroit vs. Bal. Colts, Oct. 16, 1966  
Gerry Allen (from Jurgensen), Washington vs. Chi. Bears, Sept. 15, 1968  
Cliff Branch (from Plunkett), L.A. Raiders vs. Washington, Oct. 2, 1983  
Mike Quick (from Jaworski), Philadelphia vs. Atlanta, Nov. 10, 1985  
Tony Martin (from Humphries), S.D. Chargers vs. Seattle, Sept. 18, 1994  
Robert Brooks (from Favre), Green Bay vs. Chi. Bears, Sept. 11, 1995  
Marc Boerigter (from Green), Kansas City vs. S.D. Chargers, Dec. 22, 2002  
Andre Davis (from Garcia), Cle. Browns vs. Cincinnati, Oct. 17, 2004  
Bernard Berrian (from Frerotte), Minnesota vs. Chi. Bears, Nov. 30, 2008  
Wes Welker (from Brady), New England vs. Miami, Sept. 12, 2011  
Victor Cruz (from Manning), N.Y. Giants vs. N.Y. Jets, Dec. 24, 2011
- 98 Gaynell Tinsley (from Russell), Chi. Cardinals vs. Cle. Rams, Nov. 17, 1938  
Dick (Night Train) Lane (from Compton), Chi. Cardinals vs. Green Bay, Nov. 13, 1955  
John Farrington (from Wade), Chi. Bears vs. Detroit, Oct. 8, 1961  
Willard Dewweall (from Lee), Hou. Oilers vs. S.D. Chargers, Nov. 25, 1962  
Homer Jones (from Morrall), N.Y. Giants vs. Pittsburgh, Sept. 11, 1966  
Ahmad Rashad (from Hart), St.L. Cardinals vs. L.A. Rams, Dec. 10, 1972 (no TD)  
Michael Haynes (from Hebert), Atlanta vs. New Orleans, Sept. 12, 1993  
Johnnie Morton (from Batch), Detroit vs. Chi. Bears, Oct. 4, 1998  
Terrell Owens (from Fitzpatrick), Buffalo vs. Jacksonville, Nov. 22, 2009  
Brandin Cooks (from Brees), New Orleans vs. Oak. Raiders, Sept. 11, 2016
- 97 Gaynell Tinsley (from Coffee), Chi. Cardinals vs. Chi. Bears, Dec. 5, 1937  
Cloyce Box (from Layne), Detroit vs. Green Bay, Nov. 26, 1953  
Jerry Tarr (from Shaw), Denver vs. Bos. Patriots, Sept. 21, 1962  
Webster Slaughter (from Kosar), Cle. Browns vs. Chi. Bears, Oct. 23, 1989  
John Taylor (from Young), San Francisco vs. Atlanta, Nov. 3, 1991  
JuJu Smith-Schuster (from Roethlisberger), Pittsburgh vs. Detroit, Oct. 29, 2017  
JuJu Smith-Schuster (from Roethlisberger), Pittsburgh vs. Denver, Nov. 25, 2018

## ALL-TIME RECORDS

**AVERAGE GAIN****Highest Avg. Gain, Career (200 receptions)**

- 22.26 Homer Jones, N.Y. Giants, 1964-69;  
Cle. Browns, 1970 (224-4,986)
- 20.83 Buddy Dial, Pittsburgh, 1959-63; Dal. Cowboys, 1964-66 (261-5,436)
- 20.24 Harlon Hill, Chi. Bears, 1954-61; Pittsburgh, 1962; Detroit, 1962 (233-4,717)

**Highest Avg. Gain, Season (24 receptions)**

- 32.58 Don Currihan, Bos. Yanks, 1947 (24-782)
- 31.44 Bucky Pope, L.A. Rams, 1964 (25-786)
- 28.60 Bobby Duckworth, S.D. Chargers, 1984 (25-715)

**Highest Average Gain, Game (3 receptions)**

- 63.00 Torry Holt, St.L. Rams vs. Atlanta, Sept. 24, 2000 (3-189)
- 60.67 Bill Groman, Hou. Oilers vs. Denver, Nov. 20, 1960 (3-182)  
Homer Jones, N.Y. Giants vs. Washington, Dec. 12, 1965 (3-182)
- 60.33 Don Currihan, Bos. Yanks vs. Washington, Nov. 30, 1947 (3-181)

**TOUCHDOWNS****Most Seasons Leading League**

- 9 Don Hutson, Green Bay, 1935-38, 1940-44
- 6 Jerry Rice, San Francisco, 1986-87, 1989-91, 1993
- 5 Randy Moss, Minnesota, 1998, 2000, 2003; New England, 2007, 2009

**Most Consecutive Seasons Leading League**

- 5 Don Hutson, Green Bay, 1940-44
- 4 Don Hutson, Green Bay, 1935-38
- 3 Lance Alworth, S.D. Chargers, 1964-66  
Jerry Rice, San Francisco, 1989-91

**Most Touchdowns, Career**

- 197 Jerry Rice, San Francisco, 1985-2000; Oak. Raiders, 2001-04; Seattle, 2004
- 156 Randy Moss, Minnesota, 1998-2004, 2010; Oak. Raiders, 2005-06; New England, 2007-10; Tennessee, 2010; San Francisco, 2012
- 153 Terrell Owens, San Francisco, 1996-2003; Philadelphia, 2004-05; Dal. Cowboys, 2006-08; Buffalo, 2009; Cincinnati, 2010

**Most Touchdowns, Season**

- 23 Randy Moss, New England, 2007
- 22 Jerry Rice, San Francisco, 1987
- 18 Mark Clayton, Miami, 1984  
Sterling Sharpe, Green Bay, 1994  
Davante Adams, Green Bay, 2020

**Most Touchdowns, Rookie, Season**

- 17 Randy Moss, Minnesota, 1998
- 13 Bill Howton, Green Bay, 1952  
John Jefferson, S.D. Chargers, 1978  
Ja'Marr Chase, Cincinnati, 2021
- 12 Harlon Hill, Chi. Bears, 1954  
Bill Groman, Hou. Oilers, 1960  
Mike Ditka, Chi. Bears, 1961  
Bob Hayes, Dal. Cowboys, 1965  
Odell Beckham Jr., N.Y. Giants, 2014  
Mike Evans, Tampa Bay, 2014

**Most Touchdowns, Game**

- 5 Bob Shaw, Chi. Cardinals vs. Bal. Colts, Oct. 2, 1950  
Kellen Winslow, S.D. Chargers vs. Oak. Raiders, Nov. 22, 1981  
Jerry Rice, San Francisco vs. Atlanta, Oct. 14, 1990
- 4 By many players. Last time:  
Marvin Jones, Detroit vs. Minnesota, Oct. 20, 2019

**Most Consecutive Games, Touchdowns**

- 13 Jerry Rice, San Francisco, 1986-87
- 11 Elroy (Crazylegs) Hirsch, L.A. Rams, 1950-51  
Buddy Dial, Pittsburgh, 1959-60
- 10 Carl Pickens, Cincinnati, 1994-95  
Randy Moss, Minnesota, 2003-04

## ALL-TIME RECORDS

## YARDS FROM SCRIMMAGE-INTERCEPTIONS BY

## YARDS FROM SCRIMMAGE

## Most Seasons Leading League

- 6 Jim Brown, Cle. Browns, 1958-59, 1961, 1963-65
- 4 Eric Dickerson, L.A. Rams, 1983-84, 1986;  
Indianapolis, 1988
- Thurman Thomas, Buffalo, 1989-92
- 3 Don Hutson, Green Bay, 1941-42, 1944
- O.J. Simpson, Buffalo, 1973, 1975-76

## Most Scrimmage Yards, Career

- 23,540 Jerry Rice, San Francisco 1985-2000; Oak. Raiders, 2001-04; Seattle, 2004
- 21,579 Emmitt Smith, Dal. Cowboys, 1990-2002; Arizona, 2003-04
- 21,264 Walter Payton, Chi. Bears, 1975-87

## Most Scrimmage Yards, Season

- 2,509 Chris Johnson, Tennessee, 2009
- 2,429 Marshall Faulk, St.L. Rams, 1999
- 2,392 Christian McCaffrey, Carolina, 2019

## Most Scrimmage Yards, Rookie, Season

- 2,212 Eric Dickerson, L.A. Rams, 1983
- 2,139 Edgerrin James, Indianapolis, 1999
- 2,028 Saquon Barkley, N.Y. Giants, 2018

## Most Scrimmage Yards, Game

- 336 Flipper Anderson, L.A. Rams vs. New Orleans, Nov. 26, 1989 (ot)
- 330 Billy Cannon, Hou. Oilers vs. N.Y. Titans, Dec. 10, 1961
- 329 Calvin Johnson, Detroit vs. Dal. Cowboys, Oct. 27, 2013

## INTERCEPTIONS BY

## Most Seasons Leading League

- 3 Everson Walls, Dal. Cowboys, 1981-82, 1985
- Ed Reed, Bal. Ravens, 2004, 2008, 2010
- 2 Dick (Night Train) Lane, L.A. Rams, 1952;  
Chi. Cardinals, 1954
- Jack Christiansen, Detroit, 1953, 1957
- Milt Davis, Bal. Colts, 1957, 1959
- Dick Lynch, N.Y. Giants, 1961, 1963
- Johnny Robinson, Kansas City, 1966, 1970
- Bill Bradley, Philadelphia, 1971-72
- Emmitt Thomas, Kansas City, 1969, 1974
- Ronnie Lott, San Francisco, 1986; L.A. Raiders, 1991
- Rod Woodson, Bal. Ravens, 1999; Oak. Raiders, 2002
- Ty Law, New England, 1998; N.Y. Jets, 2005
- Darren Sharper, Green Bay, 2000; New Orleans, 2009
- Asante Samuel, New England, 2006;  
Philadelphia, 2009
- Charles Woodson, Green Bay, 2009, 2011
- Xavien Howard, Miami, 2018, 2020

## Most Interceptions By, Career

- 81 Paul Krause, Washington, 1964-67; Minnesota, 1968-79
- 79 Emlen Tunnell, N.Y. Giants, 1948-58; Green Bay, 1959-61
- 71 Rod Woodson, Pittsburgh, 1987-96; San Francisco, 1997; Bal. Ravens, 1998-2001; Oak. Raiders, 2002-03

## Most Interceptions By, Season

- 14 Dick (Night Train) Lane, L.A. Rams, 1952
- 13 Dan Sandifer, Washington, 1948
- Orban (Spec) Sanders, N.Y. Yanks, 1950
- Lester Hayes, Oak. Raiders, 1980
- 12 By nine players

## Most Interceptions By, Rookie, Season

- 14 Dick (Night Train) Lane, L.A. Rams, 1952
- 13 Dan Sandifer, Washington, 1948
- 12 Woodley Lewis, L.A. Rams, 1950
- Paul Krause, Washington, 1964

## Most Interceptions By, Game

- 4 Sammy Baugh, Washington vs. Detroit, Nov. 14, 1943
- Dan Sandifer, Washington vs. Bos. Yanks, Oct. 31, 1948
- Don Doll, Detroit vs. Chi. Cardinals, Oct. 23, 1949
- Bob Nussbaumer, Chi. Cardinals vs. N.Y. Bulldogs, Nov. 13, 1949
- Russ Craft, Philadelphia vs. Chi. Cardinals, Sept. 24, 1950

- Bobby Dillon, Green Bay vs. Detroit, Nov. 26, 1953
- Jack Butler, Pittsburgh vs. Washington, Dec. 13, 1953
- Austin (Goose) Gonsoulin, Denver vs. Buffalo, Sept. 18, 1960
- Jerry Norton, St.L. Cardinals vs. Washington, Nov. 20, 1960; vs. Pittsburgh, Nov. 26, 1961
- Dave Baker, San Francisco vs. L.A. Rams, Dec. 4, 1960
- Bobby Ply, Dal. Texans vs. S.D. Chargers, Dec. 16, 1962
- Bobby Hunt, Kansas City vs. Hou. Oilers, Oct. 4, 1964
- Willie Brown, Denver vs. N.Y. Jets, Nov. 15, 1964
- Dick Anderson, Miami vs. Pittsburgh, Dec. 3, 1973
- Willie Buchanon, Green Bay vs. S.D. Chargers, Sept. 24, 1978
- Deron Cherry, Kansas City vs. Seattle, Sept. 29, 1985
- Kwamie Lassiter, Arizona vs. S.D. Chargers, Dec. 27, 1998
- Deltha O'Neal, Denver vs. Kansas City, Oct. 7, 2001
- DeAngelo Hall, Washington vs. Chi. Bears, Oct. 24, 2010

## Most Consecutive Games, Passes Intercepted By

- 8 Tom Morrow, Oak. Raiders, 1962-63
- 7 Tom Landry, N.Y. Giants, 1950-51
- Paul Krause, Washington, 1964
- Larry Wilson, St.L. Cardinals, 1966
- Ben Davis, Cle. Browns, 1968
- 6 By many players.  
Last time: Trevon Diggs, Dal. Cowboys, 2021

## YARDS GAINED

## Most Seasons Leading League

- 3 Darren Sharper, Green Bay, 2002; Minnesota, 2005;  
New Orleans, 2009
- Marcus Peters, Kansas City, 2015, 2017;  
L.A. Rams-Bal. Ravens 2019
- 2 Dick (Night Train) Lane, L.A. Rams, 1952;  
Chi. Cardinals, 1954
- Herb Adderley, Green Bay, 1965, 1969
- Dick Anderson, Miami, 1968, 1970
- Ed Reed, Bal. Ravens, 2004, 2010

## Most Yards Gained, Career

- 1,590 Ed Reed, Bal. Ravens, 2002-12; Hou. Texans, 2013;  
N.Y. Jets, 2013
- 1,483 Rod Woodson, Pittsburgh, 1987-1996;  
San Francisco, 1997; Bal. Ravens, 1998-2001;  
Oak. Raiders, 2002-03
- 1,412 Darren Sharper, Green Bay, 1997-2004; Minnesota, 2005-08; New Orleans, 2009-10

## Most Yards Gained, Season

- 376 Darren Sharper, New Orleans, 2009
- 358 Ed Reed, Bal. Ravens, 2004
- 349 Charlie McNeil, S.D. Chargers, 1961

## Most Yards Gained, Rookie, Season

- 301 Don Doll, Detroit, 1949
- 298 Dick (Night Train) Lane, L.A. Rams, 1952
- 280 Marcus Peters, Kansas City, 2015

## Most Yards Gained, Game

- 177 Charlie McNeil, S.D. Chargers vs. Hou. Oilers, Sept. 24, 1961
- 170 Louis Oliver, Miami vs. Buffalo, Oct. 4, 1992
- 167 Dick Jauron, Detroit vs. Chi. Bears, Nov. 18, 1973

## Longest Return (All TDs except as noted)

- 107 Ed Reed, Bal. Ravens vs. Philadelphia, Nov. 23, 2008
- 106 Ed Reed, Bal. Ravens vs. Cle. Browns, Nov. 7, 2004
- 104 Marcus Maye, N.Y. Jets vs. Denver, Oct. 7, 2018 (no TD)

## INTERCEPTIONS BY-PUNTING

## ALL-TIME RECORDS

## TOUCHDOWNS

**Most Touchdowns, Career**

- 12 Rod Woodson, Pittsburgh, 1987-96; San Francisco, 1997; Bal. Ravens, 1998-2001; Oak. Raiders, 2002-03
- 11 Darren Sharper, Green Bay, 1997-2004; Minnesota, 2005-08; New Orleans, 2009-10  
Charles Woodson, Oak. Raiders, 1998-2005; Green Bay, 2006-12; Oak. Raiders, 2013-15
- 10 Aqib Talib, Tampa Bay, 2008-12; New England, 2012-13; Denver, 2014-17; L.A. Rams, 2018-19

**Most Touchdowns, Season**

- 4 Ken Houston, Hou. Oilers, 1971  
Jim Kearney, Kansas City, 1972  
Eric Allen, Philadelphia, 1993
- 3 Dick Harris, S.D. Chargers, 1961  
Dick Lynch, N.Y. Giants, 1963  
Herb Adderley, Green Bay, 1965  
Lem Barney, Detroit, 1967  
Miller Farr, Hou. Oilers, 1967  
Monte Jackson, L.A. Rams, 1976  
Rod Perry, L.A. Rams, 1978  
Ronnie Lott, San Francisco, 1981  
Lloyd Burruss, Kansas City, 1986  
Wayne Haddix, Tampa Bay, 1990  
Robert Massey, Phoenix, 1992  
Ray Buchanan, Indianapolis, 1994  
Deion Sanders, San Francisco, 1994  
Mark McMillian, Kansas City, 1997  
Otis Smith, N.Y. Jets, 1997  
Jimmy Hitchcock, Minnesota, 1998  
Eric Allen, Oak. Raiders, 2000  
Derrick Brooks, Tampa Bay, 2002  
Antrel Rolle, Arizona, 2007  
Nick Collins, Green Bay, 2008  
Darren Sharper, New Orleans, 2009  
Charles Woodson, Green Bay, 2009  
Janoris Jenkins, St.L. Rams, 2012  
Charles Tillman, Chi. Bears, 2012  
William Gay, Pittsburgh, 2014  
Marcus Peters, L.A. Rams-Bal. Ravens, 2019

## 2 By many players

**Most Touchdowns, Rookie, Season**

- 3 Lem Barney, Detroit, 1967  
Ronnie Lott, San Francisco, 1981  
Janoris Jenkins, St.L. Rams, 2012

## 2 By many players

**Most Touchdowns, Game**

- 2 Guy Chamberlain, Canton vs. Chi. Cardinals, Nov. 26, 1922  
Hoot Flanagan, Pottsville vs. Frankford, Nov. 29, 1925  
Tom Leary, Newark vs. Frankford, Oct. 4, 1930  
Bill Blackburn, Chi. Cardinals vs. Bos. Yanks, Oct. 24, 1948  
Dan Sandifer, Washington vs. Bos. Yanks, Oct. 31, 1948  
Bob Franklin, Cle. Browns vs. Chi. Bears, Dec. 11, 1960  
Bill Stacy, St.L. Cardinals vs. Dal. Cowboys, Nov. 5, 1961  
Jerry Norton, St.L. Cardinals vs. Pittsburgh, Nov. 26, 1961  
Miller Farr, Hou. Oilers vs. Buffalo, Dec. 7, 1968  
Ken Houston, Hou. Oilers vs. S.D. Chargers, Dec. 19, 1971  
Jim Kearney, Kansas City vs. Denver, Oct. 1, 1972  
Lemar Parrish, Cincinnati vs. Hou. Oilers, Dec. 17, 1972  
Dick Anderson, Miami vs. Pittsburgh, Dec. 3, 1973  
Prentice McCray, New England vs. N.Y. Jets, Nov. 21, 1976  
Kenny Johnson, Atlanta vs. Green Bay, Nov. 27, 1983 (ot)  
Mike Kozlowski, Miami vs. N.Y. Jets, Dec. 16, 1983  
Dave Brown, Seattle vs. Kansas City, Nov. 4, 1984  
Lloyd Burruss, Kansas City vs. S.D. Chargers, Oct. 19, 1986

- Henry Jones, Buffalo vs. Indianapolis, Sept. 20, 1992  
Robert Massey, Phoenix vs. Washington, Oct. 4, 1992  
Eric Allen, Philadelphia vs. New Orleans, Dec. 26, 1993  
Ken Norton, San Francisco vs. St.L. Rams, Oct. 22, 1995  
Otis Smith, N.Y. Jets vs. Tampa Bay, Dec. 14, 1997  
Dewayne Washington, Pittsburgh vs. Jacksonville, Nov. 22, 1998  
Aaron Glenn, Hou. Texans vs. Pittsburgh, Dec. 8, 2002  
Ronde Barber, Tampa Bay vs. Philadelphia, Oct. 22, 2006  
Antrel Rolle, Arizona vs. Cincinnati, Nov. 18, 2007  
Derrick Johnson, Kansas City vs. Denver, Jan. 3, 2010  
David Bowens, Cle. Browns vs. New Orleans, Oct. 24, 2010  
Janoris Jenkins, St.L. Rams vs. Arizona, Nov. 25, 2012  
Zach Brown, Tennessee vs. Jacksonville, Dec. 30, 2012  
Mike Edwards, Tampa Bay vs. Atlanta, Sept. 19, 2021

## PUNTING

**Most Punts, Career**

- 1,713 Jeff Feagles, New England, 1988-89; Philadelphia, 1990-93; Arizona, 1994-97; Seattle, 1998-2002; N.Y. Giants, 2003-09
- 1,444 Shane Lechler, Oak. Raiders, 2000-12; Hou. Texans, 2013-17
- 1,401 Sean Landeta, N.Y. Giants, 1985-93; L.A. Rams, 1993-94; St.L. Rams, 1995-96; Tampa Bay, 1997; Green Bay, 1998; Philadelphia, 1999-2002; St.L. Rams, 2003-04; Philadelphia, 2005

**Most Punts, Season**

- 114 Bob Parsons, Chi. Bears, 1981  
Chad Stanley, Hou. Texans, 2002
- 112 Dave Zastudil, Arizona, 2012
- 111 Brad Maynard, N.Y. Giants, 1997

**Most Punts, Rookie, Season**

- 111 Brad Maynard, N.Y. Giants, 1997  
108 John Teltchik, Philadelphia, 1986  
101 Daniel Pope, Kansas City, 1999

**Most Punts, Game**

- 16 Leo Araguz, Oak. Raiders vs. S.D. Chargers, Oct. 11, 1998
- 15 John Teltchik, Philadelphia vs. N.Y. Giants, Dec. 6, 1987 (ot)
- 14 Dick Nesbitt, Chi. Cardinals vs. Chi. Bears, Nov. 30, 1933  
Keith Molesworth, Chi. Bears vs. Green Bay, Dec. 10, 1933  
Sammy Baugh, Washington vs. Philadelphia, Nov. 5, 1939  
Carl Kinscherf, N.Y. Giants vs. Detroit, Nov. 7, 1943  
George Taliaferro, N.Y. Yanks vs. L.A. Rams, Sept. 28, 1951

**Longest Punt**

- 98 Steve O'Neal, N.Y. Jets vs. Denver, Sept. 21, 1969
- 94 Joe Lintzenich, Chi. Bears vs. N.Y. Giants, Nov. 16, 1931
- 93 Shawn McCarthy, New England vs. Buffalo, Nov. 3, 1991

## AVERAGE YARDAGE

**Highest Average, Punting, Career (250 punts)**

- 47.56 Shane Lechler, Oak. Raiders, 2000-12; Hou. Texans, 2013-17 (1,444-68,678)
- 47.38 Michael Dickson, Seattle, 2018-21 (296-14,023)
- 47.00 Tress Way, Washington, 2014-21 (570-26,791)

**Highest Avg. Punting, Season (Qualifiers)**

- 51.40 Sammy Baugh, Washington, 1940 (35-1,799)
- 51.14 Shane Lechler, Oak. Raiders, 2009 (96-4,909)
- 50.90 Andy Lee, San Francisco, 2011 (78-3,970)

**Highest Avg. Punting, Rookie, Season**

- 48.19 Michael Dickson, Seattle, 2018 (78-3,759)
- 47.84 Bryan Anger, Jacksonville, 2012 (91-4,353)
- 47.61 Matt Darr, Miami, 2015 (92-4,380)

## ALL-TIME RECORDS

**Highest Avg. Punting, Game (4 punts)**

- 63.00 Andy Lee, Carolina vs. Denver, Sept. 8, 2016  
(4-252)
- 61.75 Bob Cifers, Detroit vs. Chi. Bears, Nov. 24, 1946  
(4-247)
- 61.60 Roy McKay, Green Bay vs. Chi. Cardinals,  
Oct. 28, 1945 (5-308)

**NET AVERAGE**

Net average has been compiled since 1976.

**Highest Net Average, Punting, Career (250 punts)**

- 43.06 Logan Cooke, Jacksonville, 2018-21 (282-12,142)
- 42.87 Johnny Hekker, St.L.L.A. Rams, 2012-21 (730-31,294)
- 42.27 Michael Dickson, Seattle, 2018-21 (297-12,553)

**Highest Net Average, Punting, Season (Qualifiers)**

- 46.00 Johnny Hekker, L.A. Rams, 2016 (98-4,508)
- 45.58 Jake Bailey, New England, 2020 (55-2,507)
- 44.76 Jack Fox, Detroit, 2020 (59-2,641)

**Highest Net Average, Punting, Rookie, Season (Qualifiers)**

- 42.64 Rigoberto Sanchez, Indianapolis, 2017 (84-3,624)
- 42.47 Michael Dickson, Seattle, 2018 (79-3,355)
- 41.59 Jamie Gillan, Cle. Browns, 2019 (64-2,662)

**Highest Net Average, Punting, Game (4 punts)**

- 59.50 Rohn Stark, Indianapolis vs. Hou. Oilers,  
Sept. 13, 1992 (4-238)
- 57.50 Michael Dickson, Seattle vs. Denver, Sept. 9, 2018  
(6-345)
- 55.50 Kevin Huber, Cincinnati vs. S.D. Chargers,  
Dec. 1, 2013 (4-222)
- Tress Way, Washington vs. N.Y. Giants,  
Sept. 25, 2014 (4-222)
- Sam Martin, Detroit vs. Indianapolis, Sept. 11, 2016  
(4-222)

**PUNTS HAD BLOCKED****Most Consecutive Punts, None Blocked**

- 1,177 Chris Gardocki, Chi. Bears, 1992-94; Indianapolis,  
1995-98; Cle. Browns, 1999-2003; Pittsburgh,  
2004-06
- 878 Bryan Barker, Kansas City, 1993; Philadelphia, 1994;  
Jacksonville, 1995-2000; Washington,  
2001-03; Green Bay, 2004; St.L. Rams, 2005
- 735 Brian Moorman, Buffalo, 2002-2011

**Most Punts Had Blocked, Career**

- 14 Herman Weaver, Detroit, 1970-76; Seattle, 1977-80
- Harry Newsome, Pittsburgh, 1985-89; Minnesota,  
1990-93
- 12 Jerrel Wilson, Kansas City, 1963-77;  
New England, 1978
- Tom Blanchard, N.Y. Giants, 1971-73; New Orleans,  
1974-78; Tampa Bay, 1979-81
- Jeff Feagles, New England, 1988-89; Philadelphia,  
1990-93; Arizona, 1994-97; Seattle, 1998-2002;  
N.Y. Giants, 2003-09
- 11 David Lee, Bal. Colts, 1966-78

**Most Punts Had Blocked, Season**

- 6 Harry Newsome, Pittsburgh, 1988
- 4 Bryan Wagner, Cle. Browns, 1990
- Mike Scifres, S.D. Chargers, 2010
- 3 By many players

**PUNTS INSIDE THE 20**

Punts Inside the 20 have been compiled since 1976.

**Most Punts Inside the 20, Career**

- 554 Jeff Feagles, New England, 1988-89; Philadelphia,  
1990-93; Arizona, 1994-97; Seattle, 1998-2002;  
N.Y. Giants, 2003-09
- 483 Dustin Colquitt, Kansas City, 2005-19; Pittsburgh, 2020;  
Jacksonville, 2020; Atlanta, 2021; Cle. Browns, 2021
- 469 Shane Lechler, Oak. Raiders, 2000-12; Hou. Texans,  
2013-17

**Most Punts Inside the 20, Season**

- 51 Johnny Hekker, L.A. Rams, 2016
- 46 Dave Zastudil, Arizona, 2012
- 45 Dustin Colquitt, Kansas City, 2012

## PUNTING-PUNT RETURNS

**Most Punts Inside the 20, Game**

- 8 Mark Royals, Pittsburgh vs. Hou. Oilers,  
Nov. 6, 1994 (ot)
- Bryan Barker, Jacksonville vs. Bal. Ravens,  
Nov. 14, 1999
- Brett Kern, Tennessee vs. Denver, Oct. 13, 2019
- 7 Josh Miller, Pittsburgh vs. Cincinnati, Dec. 20, 1998
- David Zastudil, Cle. Browns vs. Buffalo,  
Oct. 11, 2009
- Thomas Morstead, New Orleans vs. Carolina,  
Jan. 3, 2010
- Donnie Jones, Philadelphia vs. Arizona, Dec. 1, 2013
- Brett Kern, Tennessee vs. Hou. Texans, Dec. 27, 2015
- Matt Haack, Miami vs. Denver, Dec. 3, 2017
- Matt Haack, Miami vs. N.Y. Jets, Nov. 4, 2018
- 6 By many players

**PUNT RETURNS****Most Seasons Leading League**

- 3 Les (Speedy) Duncan, S.D. Chargers, 1965-66;  
Washington, 1971
- Rick Upchurch, Denver, 1976, 1978, 1982
- 2 Dick Christy, N.Y. Titans, 1961-62
- Claude Gibson, Oak. Raiders, 1963-64
- Billy (White Shoes) Johnson, Hou. Oilers, 1975, 1977
- Mel Gray, New Orleans, 1987; Detroit, 1991
- Jermaine Lewis, Bal. Ravens, 1997, 2000
- Roscoe Parrish, Buffalo, 2007-08
- Devin Hester, Chi. Bears, 2010-11

**PUNT RETURNS****Most Punt Returns, Career**

- 463 Brian Mitchell, Washington, 1990-99; Philadelphia,  
2000-02; N.Y. Giants, 2003
- 351 Eric Metcalf, Cle. Browns, 1989-94;  
Atlanta, 1995-96; S.D. Chargers, 1997;  
Arizona, 1998; Carolina, 1999;  
Washington, 2001; Green Bay, 2002
- 349 David Meggett, N.Y. Giants, 1989-94;  
New England, 1995-97; N.Y. Jets, 1998

**Most Punt Returns, Season**

- 70 Danny Reece, Tampa Bay, 1979
- 62 Fulton Walker, Miami-L.A. Raiders, 1985
- 58 J.T. Smith, Kansas City, 1979
- Greg Pruitt, L.A. Raiders, 1983
- Leo Lewis, Minnesota, 1988
- Desmond Howard, Green Bay, 1996
- Nate Burleson, Seattle, 2007
- Dexter McCluster, Kansas City, 2013

**Most Punt Returns, Rookie, Season**

- 57 Lew Barnes, Chi. Bears, 1986
- 55 B.J. Sams, Bal. Ravens, 2004
- 54 James Jones, Dal. Cowboys, 1980

**Most Punt Returns, Game**

- 11 Eddie Brown, Washington vs. Tampa Bay,  
Oct. 9, 1977
- 10 Theo Bell, Pittsburgh vs. Buffalo, Dec. 16, 1979
- Mike Nelms, Washington vs. New Orleans,  
Dec. 26, 1982
- Ronnie Harris, New England vs. Pittsburgh,  
Dec. 5, 1993
- 9 Rodger Bird, Oak. Raiders vs. Denver, Sept. 10, 1967
- Ralph McGill, San Francisco vs. Atlanta, Oct. 29, 1972
- Ed Podolak, Kansas City vs. S.D. Chargers,  
Nov. 10, 1974
- Anthony Leonard, San Francisco vs. New Orleans,  
Oct. 17, 1976
- Butch Johnson, Dal. Cowboys vs. Buffalo, Nov. 15, 1976
- Larry Marshall, Philadelphia vs. Tampa Bay,  
Sept. 18, 1977
- Nesby Glasgow, Bal. Colts vs. Kansas City,  
Sept. 2, 1979
- Mike Nelms, Washington vs. St.L. Cardinals, Dec. 21, 1980
- Leon Bright, N.Y. Giants vs. Philadelphia,  
Dec. 11, 1982

## PUNT RETURNS

Pete Shaw, N.Y. Giants vs. Philadelphia, Nov. 20, 1983  
Cleotha Montgomery, L.A. Raiders vs. Detroit, Dec. 10, 1984  
Phil McConkey, N.Y. Giants vs. Philadelphia, Dec. 6, 1987 (ot)  
Andre Hastings, Pittsburgh vs. Cle. Browns, Nov. 13, 1995  
Steve Smith, Carolina vs. Detroit, Sept. 15, 2002  
Reggie Swinton, Arizona vs. Philadelphia, Dec. 24, 2005

## FAIR CATCHES

## Most Fair Catches, Career

231 Brian Mitchell, Washington, 1990-99; Philadelphia, 2000-02; N.Y. Giants, 2003  
178 Marcus Sherels, Minnesota, 2010-18; Miami, 2019; Minnesota, 2019  
176 Ted Ginn, Miami, 2007-09; San Francisco, 2010-12; Carolina, 2013; Arizona, 2014; Carolina, 2015-16; New Orleans, 2017-19; Chicago, 2020

## Most Fair Catches, Season

37 Jeremy Ross, Detroit, 2014  
36 Jeremy Kerley, N.Y. Jets, 2012  
Jeremy Kerley, San Francisco, 2016  
33 Brian Mitchell, Philadelphia, 2000

## Most Fair Catches, Game

7 Bake Turner, N.Y. Jets vs. Miami, Nov. 20, 1966  
Lem Barney, Detroit vs. Chi. Bears, Nov. 21, 1976  
Bobby Morse, Philadelphia vs. Buffalo, Dec. 27, 1987  
Chris Carr, Tennessee vs. Jacksonville, Nov. 16, 2008  
Jeremy Kerley, San Francisco vs. L.A. Rams, Sept. 12, 2016  
6 Jake Scott, Miami vs. Buffalo, Dec. 20, 1970  
Greg Pruitt, L.A. Raiders vs. Seattle, Oct. 7, 1984  
Phil McConkey, S.D. Chargers vs. Kansas City, Dec. 17, 1989  
Gerald McNeil, Hou. Oilers vs. Pittsburgh, Sept. 16, 1990  
Bobby Engram, Chi. Bears vs. Minnesota, Sept. 15, 1996  
Eddie Kennison, New Orleans vs. Bal. Ravens, Dec. 19, 1999  
R.W. McQuarters, N.Y. Giants vs. Atlanta, Oct. 15, 2007  
Emanuel Sanders, Pittsburgh vs. Cle. Browns, Nov. 25, 2012  
Jeremy Kerley, N.Y. Jets vs. Arizona, Dec. 2, 2012  
Jeremy Kerley, N.Y. Jets vs. Tennessee, Dec. 17, 2012  
Patrick Peterson, Arizona vs. Seattle, Dec. 22, 2013  
Jeremy Ross, Detroit vs. Buffalo, Oct. 5, 2014  
Griff Whalen, Indianapolis vs. Cincinnati, Oct. 19, 2014  
Bryan Walters, Seattle vs. Arizona, Dec. 21, 2014  
Griff Whalen, Indianapolis vs. Jacksonville, Oct. 4, 2015 (ot)  
Bryce Callahan, Chi. Bears vs. San Francisco, Dec. 4, 2016  
Jaydon Mickens, Jacksonville vs. Indianapolis, Oct. 22, 2017  
Andre Roberts, N.Y. Jets vs. Miami, Nov. 4, 2018  
Jamal Agnew, Detroit vs. Chi. Bears, Nov. 10, 2019  
Braxton Berrios, N.Y. Jets vs. Miami, Oct. 18, 2020  
5 By many players

## YARDS GAINED

## Most Seasons Leading League

3 Alvin Haymond, Bal. Colts, 1965-66; L.A. Rams, 1969  
2 Bill Dudley, Pittsburgh, 1942, 1946  
Emlen Tunnell, N.Y. Giants, 1951-52  
Dick Christy, N.Y. Titans, 1961-62  
Claude Gibson, Oak. Raiders, 1963-64  
Rodger Bird, Oak. Raiders, 1966-67  
J.T. Smith, Kansas City, 1979-80  
Vai Sikahema, St.L. Cardinals, 1986-87  
David Meggett, N.Y. Giants, 1989-90  
Tamarick Vanover, Kansas City, 1995, 1999

## ALL-TIME RECORDS

Devin Hester, Chi. Bears, 2006, 2010  
Darren Sproles, Philadelphia, 2014-15

## Most Yards Gained, Career

4,999 Brian Mitchell, Washington, 1990-99; Philadelphia, 2000-02; N.Y. Giants, 2003  
3,708 Dave Meggett, N.Y. Giants, 1989-94; New England, 1995-97; N.Y. Jets, 1998  
3,695 Devin Hester, Chi. Bears, 2006-13; Atlanta, 2014-15; Bal. Ravens, 2016

## Most Yards Gained, Season

875 Desmond Howard, Green Bay, 1996  
699 Patrick Peterson, Arizona, 2011  
692 Fulton Walker, Miami-L.A. Raiders, 1985

## Most Yards Gained, Rookie, Season

699 Patrick Peterson, Arizona, 2011  
656 Louis Lipps, Pittsburgh, 1984  
655 Neal Colzie, Oak. Raiders, 1975

## Most Yards Gained, Game

207 LeRoy Irvin, L.A. Rams vs. Atlanta, Oct. 11, 1981  
205 George Atkinson, Oak. Raiders vs. Buffalo, Sept. 15, 1968  
199 Eddie Drummond, Detroit vs. Jacksonville, Nov. 14, 2004 (ot)

## Longest Punt Return (All TDs)

103 Robert Bailey, L.A. Rams vs. New Orleans, Oct. 23, 1994  
99 Patrick Peterson, Arizona vs. St.L. Rams, Nov. 6, 2011  
98 Dwayne Harris, Oak. Raiders vs. Denver, Dec. 24, 2018  
98 Gil LeFebvre, Cincinnati vs. Brooklyn, Dec. 3, 1933  
Charlie West, Minnesota vs. Washington, Nov. 3, 1968  
Dennis Morgan, Dal. Cowboys vs. St.L. Cardinals, Oct. 13, 1974  
Terance Mathis, N.Y. Jets vs. Dal. Cowboys, Nov. 4, 1990  
Damaris Johnson, Philadelphia vs. Dal. Cowboys, Dec. 2, 2012  
Tavon Austin, St.L. Rams vs. Indianapolis, Nov. 10, 2013

## AVERAGE YARDAGE

## Highest Average, Career (75 returns)

12.78 George McAfee, Chi. Bears, 1940-41, 1945-50 (112-1,431)  
12.75 Jack Christiansen, Detroit, 1951-58 (85-1,084)  
12.55 Claude Gibson, S.D. Chargers, 1961-62; Oak. Raiders, 1963-65 (110-1,381)

## Highest Average, Season (Qualifiers)

23.00 Herb Rich, Bal. Colts, 1950 (12-276)  
21.47 Jack Christiansen, Detroit, 1952 (15-322)  
21.28 Dick Christy, N.Y. Titans, 1961 (18-383)

## Highest Average, Rookie, Season (Qualifiers)

23.00 Herb Rich, Bal. Colts, 1950 (12-276)  
20.88 Jerry Davis, Chi. Cardinals, 1948 (16-334)  
20.73 Frankie Sinkwich, Detroit, 1943 (11-228)

## Highest Average, Game

65.00 Nyheim Hines, Indianapolis vs. Carolina, Dec. 22, 2019 (195-3)  
53.33 Darius Reynaud, Tennessee vs. Jacksonville, Dec. 30, 2012 (3-160)  
51.00 Steve Smith, Carolina vs. Cincinnati, Dec. 8, 2002 (3-153)

## TOUCHDOWNS

## Most Touchdowns, Career

14 Devin Hester, Chi. Bears, 2006-13; Atlanta, 2014-15; Bal. Ravens, 2016  
10 Eric Metcalf, Cle. Browns, 1989-94; Atlanta, 1995-96; S.D. Chargers, 1997; Arizona, 1998; Carolina, 1999; Washington, 2001; Green Bay, 2002  
9 Brian Mitchell, Washington, 1990-99; Philadelphia 2000-02; N.Y. Giants, 2003

## ALL-TIME RECORDS

## PUNT RETURNS-KICKOFF RETURNS

**Most Touchdowns, Season**

- 4 Jack Christiansen, Detroit, 1951  
Rick Upchurch, Denver, 1976  
Devin Hester, Chi. Bears, 2007  
Patrick Peterson, Arizona, 2011
- 3 Emlen Tunnell, N.Y. Giants, 1951  
Billy (White Shoes) Johnson, Hou. Oilers, 1975  
LeRoy Irvin, L.A. Rams, 1981  
Desmond Howard, Green Bay, 1996  
Darrien Gordon, Denver, 1997  
Eric Metcalf, S.D. Chargers, 1997  
Devin Hester, Chi. Bears, 2006  
Adam Jones, Tennessee, 2006  
Reggie Bush, New Orleans, 2008  
Johnnie Lee Higgins, Oak. Raiders, 2008  
Devin Hester, Chi. Bears, 2010

2 By many players

**Most Touchdowns, Rookie, Season**

- 4 Jack Christiansen, Detroit, 1951  
Patrick Peterson, Arizona, 2011
- 3 Devin Hester, Chi. Bears, 2006

2 By many players

**Most Touchdowns, Game**

- 2 Jack Christiansen, Detroit vs. L.A. Rams,  
Oct. 14, 1951; vs. Green Bay, Nov. 22, 1951  
Dick Christy, N.Y. Titans vs. Denver, Sept. 24, 1961  
Rick Upchurch, Denver vs. Cle. Browns,  
Sept. 26, 1976  
LeRoy Irvin, L.A. Rams vs. Atlanta, Oct. 11, 1981  
Vai Sihakema, St.L. Cardinals vs. Tampa Bay,  
Dec. 21, 1986  
Todd Kinchen, L.A. Rams vs. Atlanta, Dec. 27, 1992  
Eric Metcalf, Cle. Browns vs. Pittsburgh,  
Oct. 24, 1993;  
S.D. Chargers vs. Cincinnati, Nov. 2, 1997  
Darrien Gordon, Denver vs. Carolina, Nov. 9, 1997  
Jermaine Lewis, Bal. Ravens vs. Seattle, Dec. 7, 1997  
Bal. Ravens vs. N.Y. Jets, Dec. 24, 2000  
Steve Smith, Carolina vs. Cincinnati, Dec. 8, 2002  
Eddie Drummond, Detroit vs. Jacksonville,  
Nov. 14, 2004 (ot)  
Reggie Bush, New Orleans vs. Minnesota,  
Oct. 6, 2008  
Darius Reynaud, Tennessee vs. Jacksonville,  
Dec. 30, 2012  
Nyheim Hines, Indianapolis vs. Carolina,  
Dec. 22, 2019

**KICKOFF RETURNS****Most Seasons Leading League**

- 3 Abe Woodson, San Francisco, 1959, 1962-63  
Cordarrelle Patterson, Minnesota, 2013, 2015-16
- 2 Lynn Chandnois, Pittsburgh, 1951-52  
Bobby Jancik, Hou. Oilers, 1962-63  
Travis Williams, Green Bay, 1967; L.A. Rams, 1971  
Mel Gray, Detroit, 1991, 1994  
Michael Bates, Carolina, 1996-97

**Most Kickoff Returns, Career**

- 607 Brian Mitchell, Washington, 1990-99; Philadelphia,  
2000-02; N.Y. Giants, 2003
- 514 Allen Rossum, Philadelphia, 1998-99; Green Bay,  
2000-01; Atlanta, 2002-06; Pittsburgh, 2007; San  
Francisco, 2008-09; Dal. Cowboys, 2009
- 426 Dante Hall, Kansas City, 2000-06; St.L. Rams,  
2007-08  
Josh Cribbs, Cle. Browns, 2005-12; N.Y. Jets, 2013;  
Indianapolis, 2014

**Most Kickoff Returns, Season**

- 82 MarTay Jenkins, Arizona, 2000
- 73 Josh Scobey, Arizona, 2003  
Chris Carr, Oak. Raiders, 2005
- 70 Tyrone Hughes, New Orleans, 1996  
Michael Lewis, New Orleans, 2002

**Most Kickoff Returns, Rookie, Season**

- 73 Josh Scobey, Arizona, 2003  
Chris Carr, Oak. Raiders, 2005
- 67 Romney Jenkins, S.D. Chargers, 2000
- 64 Tab Perry, Cincinnati, 2005

**Most Kickoff Returns, Game**

- 10 Desmond Howard, Oak. Raiders vs. Seattle, Oct. 26, 1997  
Richard Alston, Cle. Browns vs. Cincinnati,  
Nov. 28, 2004  
Chris Williams, Chi. Bears vs. Green Bay,  
Nov. 9, 2014
- 9 Noland Smith, Kansas City vs. Oak. Raiders, Nov. 23, 1967  
Dino Hall, Cle. Browns vs. Pittsburgh, Oct. 7, 1979  
Paul Palmer, Kansas City vs. Seattle, Sept. 20, 1987  
Eric Metcalf, Atlanta vs. San Francisco,  
Sept. 29, 1996; vs. St.L. Rams, Nov. 10, 1996  
Michael Bates, Carolina vs. Atlanta, Oct. 4, 1998  
Nate Jacquet, Minnesota vs. Philadelphia,  
Nov. 11, 2001  
Ahmad Merritt, Chi. Bears vs. San Francisco,  
Sept. 7, 2003  
Josh Scobey, Arizona vs. Cle. Browns,  
Nov. 16, 2003  
Maurice Hicks, San Francisco vs. S.D. Chargers,  
Oct. 15, 2006  
Aveion Cason, Detroit vs. S.D. Chargers, Dec. 16, 2007  
Allen Rossum, San Francisco vs. Philadelphia,  
Oct. 12, 2008  
Steve Breaston, Arizona vs. New England,  
Dec. 21, 2008  
Danny Amendola, St.L. Rams vs. Tennessee,  
Dec. 13, 2009  
Brandon James, Indianapolis vs. S.D. Chargers,  
Nov. 28, 2010
- 8 By many players

**YARDS GAINED****Most Seasons Leading League**

- 3 Bruce Harper, N.Y. Jets, 1977-79  
Tyrone Hughes, New Orleans, 1994-96
- 2 Marshall Goldberg, Chi. Cardinals, 1941-42  
Woodley Lewis, L.A. Rams, 1953-54  
Al Carmichael, Green Bay, 1956-57  
Timmy Brown, Philadelphia, 1961, 1963  
Bobby Jancik, Hou. Oilers, 1963, 1966  
Ron Smith, Atlanta, 1966-67  
Chris Carr, Oak. Raiders, 2005-06  
Devin Hester, Chi. Bears-Atlanta, 2013-14  
Cordarrelle Patterson, Chi. Bears, 2019-20  
Andre Roberts, N.Y. Jets, 2020; Hou. Texans-L.A.  
Chargers, 2021

**Most Yards Gained, Career**

- 14,014 Brian Mitchell, Washington, 1990-99; Philadelphia,  
2000-02; N.Y. Giants, 2006
- 11,947 Allen Rossum, Philadelphia, 1998-99; Green Bay,  
2000-01; Atlanta, 2002-06; Pittsburgh, 2007; San Fran-  
cisco, 2008-09; Dal. Cowboys, 2009
- 11,113 Josh Cribbs, Cle. Browns, 2005-12; N.Y. Jets, 2013;  
Indianapolis, 2014

**Most Yards Gained, Season**

- 2,186 MarTay Jenkins, Arizona, 2000
- 1,809 Josh Cribbs, Cle. Browns, 2007
- 1,807 Michael Lewis, New Orleans, 2002

**Most Yards Gained, Rookie, Season**

- 1,752 Chris Carr, Oak. Raiders, 2005
- 1,684 Josh Scobey, Arizona, 2003
- 1,577 Justin Miller, N.Y. Jets, 2005

**Most Yards Gained, Game**

- 304 Tyrone Hughes, New Orleans vs. L.A. Rams,  
Oct. 23, 1994
- 299 Ted Ginn, Jr., Miami vs. N.Y. Jets, Nov. 1, 2009
- 294 Wally Triplett, Detroit vs. L.A. Rams, Oct. 29, 1950



## KICKOFF/COMBINED KICK RETURNS ALL-TIME RECORDS

### Longest Kickoff Return (All TDs)

- 109 Cordarrelle Patterson, Minnesota vs. Green Bay, Oct. 27, 2013
- 108 Ellis Hobbs, New England, vs. N.Y. Jets, Sept. 9, 2007  
Randall Cobb, Green Bay vs. New Orleans, Sept. 8, 2011  
Jacob Jones, Bal. Ravens vs. Dal. Cowboys, Oct. 14, 2012  
Knile Davis, Kansas City vs. Denver, Dec. 1, 2013  
Jacob Jones, Bal. Ravens vs. Pittsburgh, Nov. 2, 2014  
David Johnson, Arizona vs. Chi. Bears, Sept. 20, 2015
- 107 Joe McKnight, N.Y. Jets vs. Bal. Ravens, Oct. 2, 2011  
Josh Huff, Philadelphia vs. Tennessee, Nov. 23, 2014

### AVERAGE YARDAGE

#### Highest Average, Career (75 returns)

- 30.56 Gale Sayers, Chi. Bears, 1965-71 (91-2,781)
- 29.57 Lynn Chandnois, Pittsburgh, 1950-56 (92-2,720)
- 29.39 Cordarrelle Patterson, Minnesota, 2013-16; Oak. Raiders, 2017; New England, 2018; Chi. Bears, 2019-20; Atlanta, 2021 (257-7,552)

#### Highest Average, Season (Qualifiers)

- 41.06 Travis Williams, Green Bay, 1967 (18-739)
- 37.69 Gale Sayers, Chi. Bears, 1967 (16-603)
- 35.50 Ollie Matson, Chi. Cardinals, 1958 (14-497)

#### Highest Average, Rookie, Season (Qualifiers)

- 41.06 Travis Williams, Green Bay, 1967 (18-739)
- 33.08 Tom Moore, Green Bay, 1960 (12-397)
- 32.88 Duriel Harris, Miami, 1976 (17-559)

#### Highest Average, Game (3 returns)

- 73.50 Wally Triplett, Detroit vs. L.A. Rams, Oct. 29, 1950 (4-294)
- 67.33 Lenny Lyles, San Francisco vs. Bal. Colts, Dec. 18, 1960 (3-202)
- 65.33 Ken Hall, Hou. Oilers vs. N.Y. Titans, Oct. 23, 1960 (3-196)

### TOUCHDOWNS

#### Most Touchdowns, Career

- 8 Josh Cribbs, Cle. Browns, 2005-12; N.Y. Jets, 2013; Indianapolis, 2014  
Leon Washington, N.Y. Jets, 2006-09; Seattle, 2010-12; New England, 2013; Tennessee, 2013-14  
Cordarrelle Patterson, Minnesota, 2013-16; Oak. Raiders, 2017; New England, 2018; Chi. Bears, 2019-20; Atlanta 2021
- 6 Ollie Matson, Chi. Cardinals, 1952, 1954-58; L.A. Rams, 1959-62; Detroit, 1963; Philadelphia, 1964  
Gale Sayers, Chi. Bears, 1965-71  
Travis Williams, Green Bay, 1967-70; L.A. Rams, 1971  
Mel Gray, New Orleans, 1986-88; Detroit, 1989-94; Hou. Oilers, 1995-96; Tennessee, 1997; Philadelphia, 1997  
Dante Hall, Kansas City, 2000-06; St.L. Rams, 2007-08

5 By many players

#### Most Touchdowns, Season

- 4 Travis Williams, Green Bay, 1967  
Cecil Turner, Chi. Bears, 1970
- 3 Verda (Vitamin T) Smith, L.A. Rams, 1950  
Abe Woodson, San Francisco, 1963  
Gale Sayers, Chi. Bears, 1967  
Raymond Clayborn, New England, 1977  
Ron Brown, L.A. Rams, 1985  
Mel Gray, Detroit, 1994  
Darrick Vaughn, Atlanta, 2000  
Terrence McGee, Buffalo, 2004  
André Davis, Hou. Texans, 2007  
Leon Washington, N.Y. Jets, 2007  
Josh Cribbs, Cle. Browns, 2009  
Jacob Ford, Oak. Raiders, 2010  
Leon Washington, Seattle, 2010
- 2 By many players

### Most Touchdowns, Rookie, Season

- 4 Travis Williams, Green Bay, 1967
- 3 Raymond Clayborn, New England, 1977  
Darrick Vaughn, Atlanta, 2000  
Jacob Ford, Oak. Raiders, 2010
- 2 By many players

### Most Touchdowns, Game

- 2 Timmy Brown, Philadelphia vs. Dal. Cowboys, Nov. 6, 1966  
Travis Williams, Green Bay vs. Cle. Browns, Nov. 12, 1967  
Ron Brown, L.A. Rams vs. Green Bay, Nov. 24, 1985  
Tyrone Hughes, New Orleans vs. L.A. Rams, Oct. 23, 1994  
Chad Morton, N.Y. Jets vs. Buffalo, Sept. 8, 2002 (ot)  
Devin Hester, Chi. Bears vs. St.L. Rams, Dec. 11, 2006  
André Davis, Hou. Texans vs. Jacksonville, Dec. 30, 2007  
Ted Ginn, Jr., Miami vs. N.Y. Jets, Nov. 1, 2009  
Josh Cribbs, Cle. Browns vs. Kansas City, Dec. 20, 2009  
Leon Washington, Seattle vs. S.D. Chargers, Sept. 26, 2010

### COMBINED KICK RETURNS

#### Most Combined Kick Returns, Career

- 1,070 Brian Mitchell, Washington, 1990-99; Philadelphia, 2000-02; N.Y. Giants, 2003 (p-463, k-607)
- 821 Allen Rossum, Philadelphia, 1998-99; Green Bay, 2000-01; Atlanta, 2002-06; Pittsburgh, 2007; San Francisco, 2008-09; Dal. Cowboys, 2009 (p-307, k-514)
- 711 Glyn Milburn, Denver, 1993-95; Detroit, 1996-97; Chi. Bears, 1998-2001; S.D. Chargers, 2001 (p-304, k-407)

#### Most Combined Kick Returns, Season

- 114 Michael Lewis, New Orleans, 2002 (p-44, k-70)  
B.J. Sams, Bal. Ravens, 2004 (p-55, k-59)
- 107 Chris Carr, Oak. Raiders, 2005 (p-34, k-73)  
Dante Hall, Kansas City, 2005 (p-42, k-65)
- 105 Reggie Swinton, Arizona, 2005 (p-42, k-63)

#### Most Combined Kick Returns, Game

- 13 Stump Mitchell, St.L. Cardinals vs. Atlanta, Oct. 18, 1981 (p-6, k-7)  
Ronnie Harris, New England vs. Pittsburgh, Dec. 5, 1993 (p-10, k-3)
- 12 Mel Renfro, Dal. Cowboys vs. Green Bay, Nov. 29, 1964 (p-4, k-8)  
Larry Jones, Washington vs. Dal. Cowboys, Dec. 13, 1975 (p-6, k-6)  
Eddie Brown, Washington vs. Tampa Bay, Oct. 9, 1977 (p-11, k-1)  
Nesby Glasgow, Bal. Colts vs. Denver, Sept. 2, 1979 (p-9, k-3)  
Tim Dwight, Atlanta vs. Detroit, Nov. 12, 2000 (p-8, k-4)  
Wes Welker, Miami vs. Buffalo, Dec. 5, 2004 (p-6, k-6)  
Reggie Swinton, Arizona vs. Philadelphia, Dec. 24, 2005 (p-9, k-3)  
Devin Hester, Chi. Bears vs. Detroit, Sept. 30, 2007 (p-5, k-7)  
Brandon James, Indianapolis vs. S.D. Chargers, Nov. 28, 2010 (p-3, k-9)
- 11 By many players

## ALL-TIME RECORDS

## COMBINED KICK RETURNS-FUMBLES

## YARDS GAINED

## Most Yards Returned, Career

- 19,013 Brian Mitchell, Washington, 1990-99; Philadelphia, 2000-02; N.Y. Giants, 2003 (p-4,999; k-14,014)
- 15,003 Allen Rossum, Philadelphia, 1998-99; Green Bay, 2000-01; Atlanta, 2002-06; Pittsburgh, 2007; San Francisco, 2008-09; Dal. Cowboys, 2009 (p-3,056; k-11,947)
- 13,488 Josh Cribbs, Cle. Browns, 2005-12; N.Y. Jets, 2013; Indianapolis, 2014 (p-2,375; k-11,113)

## Most Yards Returned, Season

- 2,432 Michael Lewis, New Orleans, 2002 (p-625; k-1,807)
- 2,214 Josh Cribbs, Cle. Browns, 2007 (p-405; k-1,809)
- 2,187 MarTay Jenkins, Arizona, 2000 (pr-1; k-2,186)

## Most Yards Returned, Game

- 347 Tyrone Hughes, New Orleans vs. L.A. Rams, Oct. 23, 1994 (p-43; k-304)
- 314 Devin Hester, Chi. Bears vs. Detroit, Sept. 30, 2007 (p-95; k-219)
- 306 Josh Cribbs, Cle. Browns vs. Bal. Ravens, Nov. 18, 2007 (p-61; k-245) (ot)

## TOUCHDOWNS

## Most Touchdowns, Career

- 19 Devin Hester, Chi. Bears, 2006-13; Atlanta, 2014-15; Bal. Ravens, 2016 (p-14, k-5)
- 13 Brian Mitchell, Washington, 1990-99; Philadelphia, 2000-02; N.Y. Giants, 2003 (p-9, k-4)
- 12 Eric Metcalf, Cle. Browns, 1989-94; Atlanta, 1995-96; S.D. Chargers, 1997; Arizona, 1998; Carolina, 1999; Washington, 2001; Green Bay, 2002 (p-10, k-2)
- Dante Hall, Kansas City, 2000-06; St.L. Rams, 2007-08 (p-6, k-6)

## Most Touchdowns, Season

- 6 Devin Hester, Chi. Bears, 2007 (p-4, k-2)
- 5 Devin Hester, Chi. Bears, 2006 (p-3, k-2)
- 4 Jack Christiansen, Detroit, 1951 (p-4)
- Emlen Tunnell, N.Y. Giants, 1951 (p-3, k-1)
- Gale Sayers, Chi. Bears, 1967 (p-1, k-3)
- Travis Williams, Green Bay, 1967 (k-4)
- Cecil Turner, Chi. Bears, 1970 (k-4)
- Billy Johnson, Hou. Oilers, 1975 (p-3, k-1)
- Rick Upchurch, Denver, 1976 (p-4)
- Dante Hall, Kansas City, 2003 (p-2, r-2)
- Eddie Drummond, Detroit, 2004 (p-2, k-2)
- Josh Cribbs, Cle. Browns, 2009 (p-1, k-3)
- Patrick Peterson, Arizona, 2011 (p-4)

## Most Touchdowns, Game

- 2 Jack Christiansen, Detroit vs. L.A. Rams, Oct. 14, 1951 (p-2); vs. Green Bay, Nov. 22, 1951 (p-2)
- Jim Patton, N.Y. Giants vs. Washington, Oct. 30, 1955 (p-1, k-1)
- Bobby Mitchell, Cle. Browns vs. Philadelphia, Nov. 23, 1958 (p-1, k-1)
- Dick Christy, N.Y. Titans vs. Denver, Sept. 24, 1961 (p-2)
- Al Frazier, Denver vs. Bos. Patriots, Dec. 3, 1961 (p-1, k-1)
- Timmy Brown, Philadelphia vs. Dal. Cowboys, Nov. 6, 1966 (k-2)
- Travis Williams, Green Bay vs. Cle. Browns, Nov. 12, 1967 (k-2); vs. Pittsburgh, Nov. 2, 1969 (p-1, k-1)
- Gale Sayers, Chi. Bears vs. San Francisco, Dec. 3, 1967 (p-1, k-1)
- Rick Upchurch, Denver vs. Cle. Browns, Sept. 26, 1976 (p-2)
- Eddie Payton, Detroit vs. Minnesota, Dec. 17, 1977 (p-1, k-1)
- LeRoy Irvin, L.A. Rams vs. Atlanta, Oct. 11, 1981 (p-2)
- Ron Brown, L.A. Rams vs. Green Bay, Nov. 24, 1985 (k-2)
- Vai Sikahema, St.L. Cardinals vs. Tampa Bay, Dec. 21, 1986 (p-2)
- Todd Kinchen, L.A. Rams vs. Atlanta, Dec. 27, 1992 (p-2)
- Eric Metcalf, Cle. Browns vs. Pittsburgh, Oct. 24, 1993 (p-2); S.D. Chargers vs. Cincinnati, Nov. 2, 1997 (p-2)

- Tyrone Hughes, New Orleans vs. L.A. Rams, Oct. 23, 1994 (k-2)
- Darrien Gordon, Denver vs. Carolina, Nov. 9, 1997 (p-2)
- Jermaine Lewis, Bal. Ravens vs. Seattle, Dec. 7, 1997 (p-2); Bal. Ravens vs. N.Y. Jets, Dec. 24, 2000 (p-2)
- Chad Morton, N.Y. Jets vs. Buffalo, Sept. 8, 2002 (ot) (k-2)
- Michael Lewis, New Orleans vs. Washington, Oct. 13, 2002 (p-1, k-1)
- Dante Hall, Kansas City vs. St.L. Rams, Dec. 8, 2002 (p-1, k-1)
- Steve Smith, Carolina vs. Cincinnati, Dec. 8, 2002 (p-2)
- Eddie Drummond, Detroit vs. Jacksonville, Nov. 14, 2004 (ot) (p-2)
- Devin Hester, Chi. Bears vs. St.L. Rams, Dec. 11, 2006 (k-2)
- Darren Sproles, S.D. Chargers vs. Indianapolis, Nov. 11, 2007 (p-1, k-1)
- Devin Hester, Chi. Bears vs. Denver, Nov. 25, 2007 (p-1, k-1)
- André Davis, Hou. Texans vs. Jacksonville, Dec. 30, 2007 (k-2)
- Reggie Bush, New Orleans vs. Minnesota, Oct. 6, 2008 (p-2)
- Eddie Royal, Denver vs. S.D. Chargers, Oct. 19, 2009 (p-1, k-1)
- Ted Ginn, Jr., Miami vs. N.Y. Jets, Nov. 1, 2009 (k-2); San Francisco vs. Seattle, Sept. 11, 2011 (p-1, k-1)
- Josh Cribbs, Cle. Browns vs. Kansas City, Dec. 20, 2009 (k-2)
- Leon Washington, Seattle vs. S.D. Chargers, Sept. 26, 2010 (k-2)
- Darius Reynaud, Tennessee vs. Jacksonville, Dec. 30, 2012 (p-2)
- Jeremy Ross, Detroit vs. Philadelphia, Dec. 8, 2013 (p-1, k-1)
- Nyheim Hines, Indianapolis vs. Carolina, Dec. 22, 2019 (2-p)

## FUMBLES

## Most Fumbles, Career

- 166 Brett Favre, Atlanta, 1991; Green Bay, 1992-2007; N.Y. Jets, 2008; Minnesota, 2009-10
- 161 Warren Moon, Hou. Oilers, 1984-93; Minnesota, 1994-96; Seattle, 1997-98; Kansas City, 1999-2000
- 153 Dave Krieg, Seattle, 1980-91; Kansas City, 1992-93; Detroit, 1994; Arizona, 1995; Chi. Bears, 1996; Tennessee, 1997-98

## Most Fumbles, Season

- 23 Kerry Collins, N.Y. Giants, 2001
- Daunte Culpepper, Minnesota, 2002
- 21 Tony Banks, St.L. Rams, 1996
- David Carr, Hou. Texans, 2002
- 18 Dave Krieg, Seattle, 1989
- Warren Moon, Hou. Oilers, 1990
- Daniel Jones, N.Y. Giants, 2019

## Most Fumbles, Game

- 7 Len Dawson, Kansas City vs. S.D. Chargers, Nov. 15, 1964
- 6 Sam Etcheberry, St.L. Cardinals vs. N.Y. Giants, Sept. 17, 1961
- Dave Krieg, Seattle vs. Kansas City, Nov. 5, 1989
- Brett Favre, Green Bay vs. Tampa Bay, Dec. 7, 1998
- Kurt Warner, St.L. Rams vs. N.Y. Giants, Sept. 7, 2003
- Chad Pennington, N.Y. Jets vs. Kansas City, Sept. 11, 2005
- 5 Paul Christman, Chi. Cardinals vs. Green Bay, Nov. 10, 1946
- Joe Perry, San Francisco vs. Cle. Browns, Nov. 12, 1950
- Charlie Conerly, N.Y. Giants vs. San Francisco, Dec. 1, 1957
- Tom Yewic, Bos. Patriots vs. Oak. Raiders, Dec. 16, 1962

## FUMBLES

Jack Kemp, Buffalo vs. Hou. Oilers, Oct. 29, 1967  
 Roman Gabriel, Philadelphia vs. Oak. Raiders,  
 Nov. 21, 1976  
 Randall Cunningham, Philadelphia vs. L.A. Raiders,  
 Nov. 30, 1986 (ot)  
 Willie Totten, Buffalo vs. Indianapolis, Oct. 4, 1987  
 Dave Walter, Cincinnati vs. Seattle, Oct. 11, 1987  
 Dave Krieg, Seattle vs. S.D. Chargers,  
 Nov. 25, 1990 (ot)  
 Andre Ware, Detroit vs. Green Bay, Dec. 6, 1992  
 Steve Beuerlein, Carolina vs. San Francisco,  
 Nov. 8, 1998  
 Patrick Ramsey, Washington vs. Green Bay,  
 Oct. 20, 2002  
 Eli Manning, N.Y. Giants vs. Buffalo, Dec. 23, 2007  
 Josh Johnson, Tampa Bay vs. Carolina,  
 Oct. 18, 2009  
 Matthew Stafford, Detroit vs. Philadelphia,  
 Dec. 8, 2013

### FUMBLES RECOVERED

#### Most Fumbles Recovered, Career, Own and Opponents'

- 56 Warren Moon, Hou. Oilers, 1984-93; Minnesota,  
 1994-96; Seattle, 1997-98; Kansas City,  
 1999-2000 (56 own)  
 47 Dave Krieg, Seattle, 1980-91; Kansas City,  
 1992-93; Detroit, 1994; Arizona, 1995;  
 Chi. Bears, 1996; Tennessee, 1997-98  
 (47 own)  
 45 Boomer Esiason, Cincinnati, 1984-92, 1997;  
 N.Y. Jets, 1993-95; Arizona, 1996 (45 own)

#### Most Fumbles Recovered, Season, Own and Opponents'

- 13 Kyler Murray, Arizona, 2021 (13 own)  
 12 David Carr, Hou. Texans, 2002 (12 own)  
 9 Don Hultz, Minnesota, 1963 (9 opp)  
 Dave Krieg, Seattle, 1989 (9 own)  
 Brian Griese, Denver, 1999 (9 own)  
 Jon Kitna, Seattle, 2000 (9 own)  
 Carson Wentz, Philadelphia, 2019 (9 own)

#### Most Fumbles Recovered, Game, Own and Opponents'

- 4 Otto Graham, Cle. Browns vs. N.Y. Giants,  
 Oct. 25, 1953 (4 own)  
 Sam Etcheverry, St.L. Cardinals vs. N.Y. Giants,  
 Sept. 17, 1961 (4 own)  
 Roman Gabriel, L.A. Rams vs. San Francisco,  
 Oct. 12, 1969 (4 own)  
 Randall Cunningham, Philadelphia vs. L.A. Raiders,  
 Nov. 30, 1986 (ot) (4 own)  
 Joe Ferguson, Buffalo vs. Miami, Sept. 18, 1977  
 (4 own)  
 Tony Romo, Dal. Cowboys vs. Washington, Sept. 26,  
 2011 (4 own)  
 Patrick Peterson, Arizona vs. Miami,  
 Sept. 30, 2012 (ot) (3 own, 1 opp)  
 Jay Cutler, Miami vs. Buffalo, Dec. 17, 2017 (4 own)  
 Kyler Murray, Arizona vs. Cle. Browns, Oct. 17, 2021 (4 own)  
 3 By many players

### OWN FUMBLES RECOVERED

#### Most Own Fumbles Recovered, Career

- 56 Warren Moon, Hou. Oilers, 1984-93; Minnesota,  
 1994-96; Seattle, 1997-98; Kansas City,  
 1999-2000  
 47 Dave Krieg, Seattle, 1980-91; Kansas City,  
 1992-93; Detroit, 1994; Arizona, 1995;  
 Chi. Bears, 1996; Tennessee, 1997-98  
 45 Boomer Esiason, Cincinnati, 1984-92, 1997;  
 N.Y. Jets, 1993-95; Arizona, 1996

#### Most Own Fumbles Recovered, Season

- 13 Kyler Murray, Arizona, 2021  
 12 David Carr, Hou. Texans, 2002  
 9 Dave Krieg, Seattle, 1989  
 Brian Griese, Denver, 1999  
 Jon Kitna, Seattle, 2000  
 Carson Wentz, Philadelphia, 2019

## ALL-TIME RECORDS

### Most Own Fumbles Recovered, Game

- 4 Otto Graham, Cle. Browns vs. N.Y. Giants,  
 Oct. 25, 1953  
 Sam Etcheverry, St.L. Cardinals vs. N.Y. Giants,  
 Sept. 17, 1961  
 Roman Gabriel, L.A. Rams vs. San Francisco,  
 Oct. 12, 1969  
 Joe Ferguson, Buffalo vs. Miami, Sept. 18, 1977  
 Randall Cunningham, Philadelphia vs. L.A. Raiders,  
 Nov. 30, 1986 (ot)  
 Tony Romo, Dal. Cowboys vs. Washington, Sept. 26, 2011  
 Jay Cutler, Miami vs. Buffalo, Dec. 17, 2017  
 Kyler Murray, Arizona vs. Cle. Browns, Oct. 17, 2021  
 3 By many players

### OPPONENTS' FUMBLES RECOVERED

#### Most Opponents' Fumbles Recovered, Career

- 29 Jim Marshall, Cle. Browns, 1960;  
 Minnesota, 1961-79  
 Jason Taylor, Miami, 1997-2007; Washington, 2008;  
 Miami, 2009; N.Y. Jets, 2010; Miami, 2011  
 28 Rickey Jackson, New Orleans, 1981-93;  
 San Francisco, 1994-95  
 26 Kevin Greene, L.A. Rams, 1985-92; Pittsburgh,  
 1993-95; Carolina, 1996; San Francisco, 1997;  
 Carolina, 1998-99  
 Cornelius Bennett, Buffalo, 1987-95; Atlanta,  
 1996-98; Indianapolis, 1999-2000

#### Most Opponents' Fumbles Recovered, Season

- 9 Don Hultz, Minnesota, 1963  
 8 Joe Schmidt, Detroit, 1955  
 7 Alan Page, Minnesota, 1970  
 Jack Lambert, Pittsburgh, 1976  
 Ray Childress, Hou. Oilers, 1988  
 Rickey Jackson, New Orleans, 1990

#### Most Opponents' Fumbles Recovered, Game

- 3 Corwin Clatt, Chi. Cardinals vs. Detroit, Nov. 6, 1949  
 Vic Sears, Philadelphia vs. Green Bay, Nov. 2, 1952  
 Ed Beatty, San Francisco vs. L.A. Rams, Oct. 7, 1956  
 Ron Carroll, Hou. Oilers vs. Cincinnati, Oct. 27, 1974  
 Maurice Spencer, New Orleans vs. Atlanta,  
 Oct. 10, 1976  
 Steve Nelson, New England vs. Philadelphia,  
 Oct. 8, 1978  
 Charles Jackson, Kansas City vs. Pittsburgh,  
 Sept. 6, 1981  
 Willie Buchanon, S.D. Chargers vs. Denver,  
 Sept. 27, 1981  
 Joey Browner, Minnesota vs. San Francisco,  
 Sept. 8, 1985  
 Ray Childress, Hou. Oilers vs. Washington,  
 Oct. 30, 1988  
 John Thierry, Chi. Bears vs. Hou. Oilers,  
 Oct. 22, 1995  
 Stephen Boyd, Detroit vs. Chi. Bears, Oct. 4, 1998  
 Darryl Williams, Seattle vs. Kansas City, Oct. 4, 1998  
 Rod Woodson, Oak. Raiders vs. Pittsburgh, Sept. 15, 2002  
 Brian Young, St.L. Rams vs. Bal. Ravens, Nov. 9, 2003  
 2 By many players

### YARDS RETURNING FUMBLES

#### Longest Fumble Run (All TDs)

- 104 Jack Tatum, Oak. Raiders vs. Green Bay, Sept. 24, 1972  
 Aeneas Williams, Arizona vs. Washington,  
 Nov. 5, 2000  
 102 Travis Davis, Pittsburgh vs. Carolina, Dec. 26, 1999  
 100 Chris Martin, Kansas City vs. Miami, Oct. 13, 1991  
 Bashaud Breeland, Kansas City vs. Detroit,  
 Sept. 29, 2019

## ALL-TIME RECORDS

## FUMBLES-NET YARDS

## TOUCHDOWNS

## Most Touchdowns, Career (Total)

- 6 Jason Taylor, Miami, 1997-2007: Washington, 2008; Miami, 2009; N.Y. Jets, 2010; Miami, 2011
- 5 Jessie Tuggle, Atlanta, 1987-2000  
DeAngelo Hall, Atlanta, 2004-07: Oak. Raiders, 2008; Washington, 2008-17
- 4 Bill Thompson, Denver, 1969-1981  
Derrick Thomas, Kansas City, 1989-99  
Keith Bulluck, Tennessee, 2000-09; N.Y. Giants, 2010  
Ronde Barber, Tampa Bay, 1997-2012  
Osi Umenyiora, N.Y. Giants, 2003-12; Atlanta, 2013-14

## Most Touchdowns, Season (Total)

- 2 Harold McPhail, Bos. Redskins, 1934  
Harry Ebding, Detroit, 1937  
John Morelli, Bos. Yanks, 1944  
Frank Maznicki, Bos. Yanks, 1947  
Fred (Dippy) Evans, Chi. Bears, 1948  
Ralph Heywood, Bos. Yanks, 1948  
Art Tait, N.Y. Yanks, 1951  
John Dwyer, L.A. Rams, 1952  
Leo Sugar, Chi. Cardinals, 1957  
Doug Cline, Hou. Oilers, 1961  
Jim Bradshaw, Pittsburgh, 1964  
Royce Berry, Cincinnati, 1970  
Ahmad Rashad, Buffalo, 1974  
Tim Gray, Kansas City, 1977  
Charles Phillips, Oak. Raiders, 1978  
Kenny Johnson, Atlanta, 1981  
George Martin, N.Y. Giants, 1981  
Del Rodgers, Green Bay, 1982  
Mike Douglass, Green Bay, 1983  
Shelton Robinson, Seattle, 1983  
Erik McMillan, N.Y. Jets, 1989  
Les Miller, S.D. Chargers, 1990  
Seth Joyner, Philadelphia, 1991  
Robert Goff, New Orleans, 1992  
Willie Clay, Detroit, 1993  
Tyrone Hughes, New Orleans, 1994  
Chad Brown, Seattle, 1997  
Marcus Robertson, Tennessee, 1997  
Dwayne Rudd, Minnesota, 1998  
Keith McKenzie, Green Bay, 1999  
Ronde Barber, Tampa Bay, 2004  
Leonard Little, St.L. Rams, 2004  
Antwan Odom, Tennessee, 2005  
Adalius Thomas, Bal. Ravens, 2005  
Kevin Curtis, Philadelphia, 2007  
Kerry Rhodes, Arizona, 2010  
Juqua Parker, Philadelphia, 2011  
Bobby Wagner, Seattle, 2015  
Reshad Jones, Miami, 2017  
Tavon Young, Bal. Ravens, 2018  
Marlon Humphrey, Bal. Ravens, 2019  
Ndamukong Suh, Tampa Bay, 2019  
Devin White, Tampa Bay, 2019  
Jeremy Chinn, Carolina, 2020  
Darius Slay, Philadelphia, 2021

## Most Touchdowns, Career (Own recovered)

- 2 Ken Kavanaugh, Chi. Bears, 1940-41, 1945-50  
Mike Ditka, Chi. Bears, 1961-66; Philadelphia, 1967-68; Dal. Cowboys, 1969-72  
Gail Cogdill, Detroit, 1960-68; Bal. Colts, 1968; Atlanta, 1969-70  
Ahmad Rashad, St.L. Cardinals, 1972-73; Buffalo, 1974; Minnesota, 1976-82  
Jim Mitchell, Atlanta, 1969-79  
Drew Pearson, Dal. Cowboys, 1973-83  
Del Rodgers, Green Bay, 1982, 1984; San Francisco, 1987-88  
Alan Ricard, Bal. Ravens, 2001-05  
Kevin Curtis, St.L. Rams, 2003-06; Philadelphia, 2007-09; Miami, 2010

## Most Touchdowns, Season (Own recovered)

- 2 Ahmad Rashad, Buffalo, 1974  
Del Rodgers, Green Bay, 1982  
Kevin Curtis, Philadelphia, 2007
- 1 By many players

## Most Touchdowns, Career (Opponents' recovered)

- 6 Jason Taylor, Miami, 1997-2007: Washington, 2008; Miami, 2009; N.Y. Jets, 2010; Miami, 2011
- 5 Jessie Tuggle, Atlanta, 1987-2000  
DeAngelo Hall, Atlanta, 2004-07: Oak. Raiders, 2008; Washington, 2008-17
- 4 Derrick Thomas, Kansas City, 1989-99  
Keith Bulluck, Tennessee, 2000-09; N.Y. Giants, 2010  
Ronde Barber, Tampa Bay, 1997-2012  
Osi Umenyiora, N.Y. Giants, 2003-12; Atlanta, 2013-14

## Most Touchdowns, Season (Opponents' recovered)

- 2 Harold McPhail, Bos. Redskins, 1934  
Harry Ebding, Detroit, 1937  
John Morelli, Bos. Yanks, 1944  
Frank Maznicki, Bos. Yanks, 1947  
Fred (Dippy) Evans, Chi. Bears, 1948  
Ralph Heywood, Bos. Yanks, 1948  
Art Tait, N.Y. Yanks, 1951  
John Dwyer, L.A. Rams, 1952  
Leo Sugar, Chi. Cardinals, 1957  
Doug Cline, Hou. Oilers, 1961  
Jim Bradshaw, Pittsburgh, 1964  
Royce Berry, Cincinnati, 1970  
Tim Gray, Kansas City, 1977  
Charles Phillips, Oak. Raiders, 1978  
Kenny Johnson, Atlanta, 1981  
George Martin, N.Y. Giants, 1981  
Mike Douglass, Green Bay, 1983  
Shelton Robinson, Seattle, 1983  
Erik McMillan, N.Y. Jets, 1989  
Les Miller, S.D. Chargers, 1990  
Seth Joyner, Philadelphia, 1991  
Robert Goff, New Orleans, 1992  
Willie Clay, Detroit, 1993  
Tyrone Hughes, New Orleans, 1994  
Chad Brown, Seattle, 1997  
Marcus Robertson, Tennessee, 1997  
Dwayne Rudd, Minnesota, 1998  
Keith McKenzie, Green Bay, 1999  
Ronde Barber, Tampa Bay, 2004  
Leonard Little, St.L. Rams, 2004  
Antwan Odom, Tennessee, 2005  
Adalius Thomas, Bal. Ravens, 2005  
Kerry Rhodes, Arizona, 2010  
Juqua Parker, Philadelphia, 2011  
Bobby Wagner, Seattle, 2015  
Reshad Jones, Miami, 2017  
Tavon Young, Bal. Ravens, 2018  
Marlon Humphrey, Bal. Ravens, 2019  
Ndamukong Suh, Tampa Bay, 2019  
Devin White, Tampa Bay, 2019  
Jeremy Chinn, Carolina, 2020  
Darius Slay, Philadelphia, 2021

## Most Touchdowns, Game (Opponents' recovered)

- 2 Fred (Dippy) Evans, Chi. Bears vs. Washington, Nov. 28, 1948  
Jeremy Chinn, Carolina vs. Minnesota, Nov. 29, 2020

## COMBINED NET YARDS GAINED

Rushing, receiving, interception returns, punt returns, kickoff returns, and fumble returns

## Most Seasons Leading League

- 5 Jim Brown, Cle. Browns, 1958-61, 1964
- 4 Brian Mitchell, Washington, 1994-96, 1998
- 3 Cliff Battles, Bos. Redskins, 1932-33; Washington, 1937  
Gale Sayers, Chi. Bears, 1965-67  
Eric Dickerson, L.A. Rams, 1983-84, 1986  
Thurman Thomas, Buffalo, 1989, 1991-92

## NET YARDS-SACKS

**Most Consecutive Seasons Leading League**

- 4 Jim Brown, Cle. Browns, 1958-61  
 3 Gale Sayers, Chi. Bears, 1965-67  
 Brian Mitchell, Washington, 1994-96  
 2 Cliff Battles, Bos. Redskins, 1932-33  
 Charley Trippi, Chi. Cardinals, 1948-49  
 Timmy Brown, Philadelphia, 1962-63  
 Floyd Little, Denver, 1967-68  
 James Brooks, S.D. Chargers, 1981-82  
 Eric Dickerson, L.A. Rams, 1983-84  
 Thurman Thomas, Buffalo, 1991-92  
 Dante Hall, Kansas City, 2003-04

**ATTEMPTS****Most Attempts, Career**

- 4,939 Emmitt Smith, Dal. Cowboys, 1990-2002; Arizona, 2003-04  
 4,368 Walter Payton, Chi. Bears, 1975-87  
 4,230 Frank Gore, San Francisco, 2005-14; Indianapolis, 2015-17; Miami, 2018; Buffalo, 2019, N.Y. Jets, 2020

**Most Attempts, Season**

- 496 James Wilder, Tampa Bay, 1984  
 458 Larry Johnson, Kansas City, 2006  
 455 Eddie George, Tennessee, 2000

**Most Attempts, Rookie, Season**

- 442 Eric Dickerson, L.A. Rams, 1983  
 433 Edgerrin James, Indianapolis, 1999  
 401 Curtis Martin, New England, 1995

**Most Attempts, Game**

- 48 James Wilder, Tampa Bay vs. Pittsburgh, Oct. 30, 1983  
 LaDainian Tomlinson, S.D. Chargers vs. Denver, Dec. 1, 2002 (ot)  
 47 James Wilder, Tampa Bay vs. Green Bay, Sept. 30, 1984 (ot)  
 Terrell Davis, Denver vs. Buffalo, Oct. 26, 1997 (ot)  
 46 Gerald Riggs, Atlanta vs. L.A. Rams, Nov. 17, 1985

**YARDS GAINED****Most Yards Gained, Career**

- 23,546 Jerry Rice, San Francisco, 1985-2000; Oak. Raiders, 2001-04; Seattle, 2004  
 23,330 Brian Mitchell, Washington, 1990-99; Philadelphia, 2000-02; N.Y. Giants, 2003  
 21,803 Walter Payton, Chi. Bears, 1975-87

**Most Yards Gained, Season**

- 2,696 Darren Sproles, New Orleans, 2011  
 2,690 Derrick Mason, Tennessee, 2000  
 2,647 Michael Lewis, New Orleans, 2002

**Most Yards Gained, Rookie, Season**

- 2,317 Tim Brown, L.A. Raiders, 1988  
 2,272 Gale Sayers, Chi. Bears, 1965  
 2,250 Maurice Jones-Drew, Jacksonville, 2006

**Most Yards Gained, Game**

- 404 Glyn Milburn, Denver vs. Seattle, Dec. 10, 1995  
 373 Billy Cannon, Hou. Oilers vs. N.Y. Titans, Dec. 10, 1961  
 361 Adrian Peterson, Minnesota vs. Chi. Bears, Oct. 14, 2007

**SACKS**

Sacks have been compiled since 1982.

**Most Seasons Leading League**

- 2 Mark Gastineau, N.Y. Jets, 1983-84  
 Reggie White, Philadelphia, 1987-88  
 Kevin Greene, Pittsburgh, 1994; Carolina, 1996  
 Michael Strahan, N.Y. Giants, 2001, 2003  
 DeMarcus Ware, Dal. Cowboys, 2008, 2010  
 Jared Allen, Kansas City, 2007; Minnesota, 2011  
 J.J. Watt, Hou. Texans, 2012, 2015  
 T.J. Watt, Pittsburgh, 2020-21

**Most Sacks, Career**

- 200.0 Bruce Smith, Buffalo, 1985-99; Washington, 2000-03  
 198.0 Reggie White, Philadelphia, 1985-92; Green Bay, 1993-98; Carolina, 2000  
 160.0 Kevin Greene, L.A. Rams, 1985-92; Pittsburgh, 1993-95; Carolina, 1996, 1998-99; San Francisco, 1997

## ALL-TIME RECORDS

**Most Sacks, Season**

- 22.5 Michael Strahan, N.Y. Giants, 2001  
 T.J. Watt, Pittsburgh, 2021  
 22.0 Mark Gastineau, N.Y. Jets, 1984  
 Jared Allen, Minnesota, 2011  
 Justin Houston, Kansas City, 2014  
 21.0 Reggie White, Philadelphia, 1987  
 Chris Doleman, Minnesota, 1989

**Most Sacks, Rookie, Season**

- 14.5 Jevon Kearse, Tennessee, 1999  
 14.0 Aldon Smith, San Francisco, 2011  
 13.0 Dwight Freeney, Indianapolis, 2002  
 Micah Parsons, Dal. Cowboys, 2021

**Most Sacks, Game**

- 7.0 Derrick Thomas, Kansas City vs. Seattle, Nov. 11, 1990  
 6.0 Fred Dean, San Francisco vs. New Orleans, Nov. 13, 1983  
 Derrick Thomas, Kansas City vs. Oak. Raiders, Sept. 6, 1998  
 Osi Umenyiora, N.Y. Giants vs. Philadelphia, Sept. 30, 2007  
 Adrian Clayborn, Atlanta vs. Dal. Cowboys, Nov. 12, 2017  
 5.5 William Gay, Detroit vs. Tampa Bay, Sept. 4, 1983  
 Aldon Smith, San Francisco vs. Chi. Bears, Nov. 19, 2012

**Most Seasons, 10 or More Sacks**

- 13 Bruce Smith, Buffalo, 1986-90, 1992-98; Washington, 2000  
 12 Reggie White, Philadelphia, 1985-92; Green Bay, 1993, 1995, 1997-98  
 10 Kevin Greene, L.A. Rams, 1988-90, 1992; Pittsburgh, 1993-94; Carolina, 1996, 1998-99; San Francisco, 1997  
 Julius Peppers, Carolina, 2002, 2004-06, 2008-09; Chi. Bears, 2011-12; Green Bay, 2015; Carolina, 2017

**Most Consecutive Seasons, 10 or More Sacks**

- 9 Reggie White, Philadelphia, 1985-92; Green Bay, 1993  
 8 John Randle, Minnesota, 1992-99  
 7 Lawrence Taylor, N.Y. Giants, 1984-90  
 Bruce Smith, Buffalo, 1992-98  
 DeMarcus Ware, Dal. Cowboys, 2006-12  
 Jared Allen, Kansas City, 2007; Minnesota, 2008-13

**Most Consecutive Games, Sack**

- 11 Chris Jones, Kansas City, 2018  
 10 Simon Fletcher, Denver, Nov. 15, 1992-Sept. 20, 1993  
 DeMarcus Ware, Dal. Cowboys, Dec. 16, 2007-Oct. 19, 2008  
 9 Bruce Smith, Buffalo, Nov. 16, 1986-Oct. 25, 1987  
 Kevin Greene, San Francisco-Carolina, Dec. 7, 1997-Oct. 18, 1998  
 Dwight Freeney, Indianapolis, Dec. 18, 2008-Nov. 8, 2009  
 Trey Hendrickson, Cincinnati, Oct. 10-Dec. 12, 2021

**MISCELLANEOUS****Longest Return of Missed Field Goal (All TDs)**

- 109 Antonio Cromartie, S.D. Chargers vs. Minnesota, Nov. 4, 2007  
 Jamal Agnew, Jacksonville vs. Arizona, Sept. 26, 2021  
 108 Nathan Vasher, Chi. Bears vs. San Francisco, Nov. 13, 2005  
 Devin Hester, Chi. Bears vs. N.Y. Giants, Nov. 12, 2006  
 107 Chris McAlister, Bal. Ravens vs. Denver, Sept. 30, 2002

## ALL-TIME RECORDS

## CHAMPIONSHIPS-GAMES WON

## TEAM RECORDS

## CHAMPIONSHIPS

## Most Seasons League Champion

- 13 Green Bay, 1929-31, 1936, 1939, 1944, 1961-62, 1965-67, 1996, 2010
- 9 Chi. Bears, 1921, 1932-33, 1940-41, 1943, 1946, 1963, 1985
- 8 N.Y. Giants, 1927, 1934, 1938, 1956, 1986, 1990, 2007, 2011

## Most Consecutive Seasons League Champion

- 3 Green Bay, 1929-31
- Green Bay, 1965-67
- 2 Canton, 1922-23
- Chi. Bears, 1932-33
- Chi. Bears, 1940-41
- Philadelphia, 1948-49
- Detroit, 1952-53
- Cle. Browns, 1954-55
- Bal. Colts, 1958-59
- Hou. Oilers, 1960-61
- Green Bay, 1961-62
- Buffalo, 1964-65
- Miami, 1972-73
- Pittsburgh, 1974-75
- Pittsburgh, 1978-79
- San Francisco, 1988-89
- Dal. Cowboys, 1992-93
- Denver, 1997-98
- New England, 2003-04

## Most Times Finishing First, Regular Season

- 29 Green Bay, 1929-31, 1936, 1938-39, 1944, 1960-62, 1965-67, 1972, 1995-97, 2002-04, 2007, 2011-14, 2016, 2019-21
- 25 Dal. Cowboys, 1966-71, 1973, 1976-79, 1981, 1985, 1992-96, 1998, 2007, 2009, 2014, 2016, 2018, 2021
- 24 Pittsburgh, 1972, 1974-79, 1983-84, 1992, 1994-97, 2001-02, 2004, 2007-08, 2010, 2014, 2016-17, 2020

## Most Consecutive Times Finishing First, Regular Season

- 11 New England, 2009-19
- 7 L.A. Rams, 1973-79
- 6 Cle. Browns, 1950-55
- Dal. Cowboys, 1966-71
- Minnesota, 1973-78
- Pittsburgh, 1974-79
- Kansas City, 2016-21

## GAMES WON

## Most Consecutive Games Won

- 23 Indianapolis, 2008-09
- 21 New England, 2006-08
- 18 New England, 2003-04
- Carolina, 2014-15

## Most Consecutive Games Without Defeat

- 27 Canton, 1921-23, 1925 (won 24, tied 3)
- 24 Chi. Bears, 1941-43 (won 23, tied 1)
- 23 Green Bay, 1928-30 (won 21, tied 2)
- Indianapolis, 2008-09 (won 23)

## Most Games Won, Season

- 16 New England, 2007
- 15 San Francisco, 1984
- Chi. Bears, 1985
- Minnesota, 1998
- Pittsburgh, 2004
- Green Bay, 2011
- Carolina, 2015
- 14 By many teams

## Most Consecutive Games Won, Season

- 16 New England, 2007, entire season
- 14 Miami, 1972, entire season
- Pittsburgh, 2004
- Indianapolis, 2009
- Carolina, 2015
- 13 Chi. Bears, 1934, entire season
- Denver, 1998
- Indianapolis, 2005
- New Orleans, 2009
- Green Bay, 2011

## Most Consecutive Games Won, Start of Season

- 16 New England, 2007, entire season
- 14 Miami, 1972, entire season
- Indianapolis, 2009
- Carolina, 2015
- 13 Chi. Bears, 1934, entire season
- Denver, 1998
- Indianapolis, 2005
- New Orleans, 2009
- Green Bay, 2011

## Most Consecutive Games Won, End of Season

- 16 New England, 2007, entire season
- 14 Miami, 1972, entire season
- Pittsburgh, 2004
- 13 Chi. Bears, 1934, entire season

## Most Consecutive Games Without Defeat, Season

- 16 New England, 2007 (won 16), entire season
- 14 Miami, 1972 (won 14), entire season
- Pittsburgh, 2004 (won 14)
- Indianapolis, 2009 (won 14)
- Carolina, 2015 (won 14)
- 13 Chi. Bears, 1926 (won 11, tied 2)
- Green Bay, 1929 (won 12, tied 1)
- Chi. Bears, 1934 (won 13), entire season
- Bal. Colts, 1967 (won 11, tied 2)
- Denver, 1998 (won 13)
- Indianapolis, 2005 (won 13)
- New Orleans, 2009 (won 13)
- Green Bay, 2011 (won 13)

## Most Consecutive Games Without Defeat, Start of Season

- 16 New England, 2007 (won 16), entire season
- 14 Miami, 1972 (won 14), entire season
- Indianapolis, 2009 (won 14)
- Carolina, 2015 (won 14)
- 13 Chi. Bears, 1926 (won 11, tied 2)
- Green Bay, 1929 (won 12, tied 1), entire season
- Chi. Bears, 1934 (won 13), entire season
- Bal. Colts, 1967 (won 11, tied 2)
- Denver, 1998 (won 13)
- Indianapolis, 2005 (won 13)
- New Orleans, 2009 (won 13)
- Green Bay, 2011 (won 13)

## Most Consecutive Games Without Defeat, End of Season

- 16 New England, 2007 (won 16), entire season
- 14 Miami, 1972 (won 14), entire season
- Pittsburgh, 2004 (won 14)
- 13 Green Bay, 1929 (won 12, tied 1), entire season
- Chi. Bears, 1934 (won 13), entire season

## Most Consecutive Home Games Won

- 27 Miami, 1971-74
- 25 Green Bay, 1995-98
- 24 Denver, 1996-98

## Most Consecutive Home Games Without Defeat

- 29 Green Bay, 1928-33 (won 26, tied 3)
- 27 Miami, 1971-74 (won 27)
- 25 Green Bay, 1995-98 (won 25)

## Most Consecutive Road Games Won

- 18 San Francisco, 1988-90
- 14 New England, 2016-17
- 12 New England, 2006-08

## Most Consecutive Road Games Without Defeat

- 18 San Francisco, 1988-90 (won 18)
- 14 New England, 2016-17 (won 14)
- 13 Chi. Bears, 1941-43 (won 12, tied 1)

**GAMES LOST****Most Shutout Games Won or Tied, Season**

- 10 Pottsville, 1926 (won 9, tied 1)  
N.Y. Giants, 1927 (won 9, tied 1)
- 9 Akron, 1921 (won 8, tied 1)  
Canton, 1922 (won 7, tied 2)  
Frankford, 1926 (won 9)  
Frankford, 1929 (won 6, tied 3)
- 8 By many teams

**Most Consecutive Shutout Games Won or Tied**

- 13 Akron, 1920-21 (won 10, tied 3)
- 7 Pottsville, 1926 (won 6, tied 1)  
Detroit, 1934 (won 7)
- 6 Buffalo, 1920-21 (won 5, tied 1)  
Frankford, 1926 (won 6)  
Detroit, 1926 (won 4, tied 2)  
N.Y. Giants, 1926-27 (won 5, tied 1)

**GAMES LOST****Most Consecutive Games Lost**

- 26 Tampa Bay, 1976-77
- 20 Jacksonville, 2020-21
- 19 Chi. Cardinals, 1942-43, 1945  
Oak. Raiders, 1961-62  
Detroit, 2007-09

**Most Consecutive Games Without Victory**

- 26 Tampa Bay, 1976-77 (lost 26)
- 23 Rochester, 1922-25 (lost 21, tied 2)  
Washington, 1960-61 (lost 20, tied 3)
- 20 Jacksonville, 2020-21 (lost 20)

**Most Games Lost, Season**

- 16 Detroit, 2008  
Cle. Browns, 2017
- 15 New Orleans, 1980  
Dal. Cowboys, 1989  
New England, 1990  
Indianapolis, 1991  
N.Y. Jets, 1996  
S.D. Chargers, 2000  
Carolina, 2001  
Miami, 2007  
St.L. Rams, 2009  
Cle. Browns, 2016  
Jacksonville, 2020
- 14 By many teams

**Most Consecutive Games Lost, Season**

- 16 Detroit, 2008, entire season  
Cle. Browns, 2017, entire season
- 15 Carolina, 2001  
Jacksonville, 2020
- 14 Tampa Bay, 1976  
New Orleans, 1980  
Bal. Colts, 1981  
New England, 1990  
Hou. Texans, 2013  
Cle. Browns, 2016

**Most Consecutive Games Lost, Start of Season**

- 16 Detroit, 2008, entire season  
Cle. Browns, 2017, entire season
- 14 Tampa Bay, 1976, entire season  
New Orleans, 1980  
Cle. Browns, 2016
- 13 Oak. Raiders, 1962  
Indianapolis, 1986  
Miami, 2007  
Indianapolis, 2011  
N.Y. Jets, 2020

**Most Consecutive Games Lost, End of Season**

- 16 Detroit, 2008, entire season  
Cle. Browns, 2017, entire season
- 15 Carolina, 2001  
Jacksonville, 2020
- 14 Tampa Bay, 1976, entire season  
New England, 1990  
Hou. Texans, 2013

**ALL-TIME RECORDS****Most Consecutive Games Without Victory, Season**

- 16 Detroit, 2008 (lost 16), entire season  
Cle. Browns, 2017 (lost 16), entire season
- 15 Carolina, 2001 (lost 15)  
Jacksonville, 2020 (lost 15)
- 14 Tampa Bay, 1976 (lost 14), entire season  
New Orleans, 1980 (lost 14)  
Bal. Colts, 1981 (lost 14)  
New England, 1990 (lost 14)  
Hou. Texans, 2013 (lost 14)  
Cle. Browns, 2016 (lost 14)

**Most Consecutive Games Without Victory, Start of Season**

- 16 Detroit, 2008 (lost 16), entire season  
Cle. Browns, 2017 (lost 16), entire season
- 14 Tampa Bay, 1976 (lost 14), entire season  
New Orleans, 1980 (lost 14)  
Cle. Browns, 2016 (lost 14)
- 13 Washington, 1961 (lost 12, tied 1)  
Oak. Raiders, 1962 (lost 13)  
Indianapolis, 1986 (lost 13)  
Miami, 2007 (lost 13)  
Indianapolis, 2011 (lost 13)  
N.Y. Jets, 2020 (lost 13)

**Most Consecutive Games Without Victory, End of Season**

- 16 Detroit, 2008 (lost 16), entire season  
Cle. Browns, 2017 (lost 16), entire season
- 15 Carolina, 2001 (lost 15)  
Jacksonville, 2020 (lost 15)
- 14 Tampa Bay, 1976, (lost 14), entire season  
New England, 1990 (lost 14)  
Hou. Texans, 2013 (lost 14)

**Most Consecutive Home Games Lost**

- 14 Dal. Cowboys, 1988-89  
St.L. Rams, 2008-10
- 13 Hou. Oilers, 1972-73  
Tampa Bay, 1976-77  
N.Y. Jets, 1995-97
- 11 Oak. Raiders, 1961-62  
L.A. Rams, 1961-63  
Cincinnati, 1998-99  
Tampa Bay, 2013-15  
Tennessee, 2014-15  
San Francisco, 2016-17

**Most Consecutive Home Games Without Victory**

- 14 Dal. Cowboys, 1988-89 (lost 14)  
St.L. Rams, 2008-10 (lost 14)
- 13 Hou. Oilers, 1972-73 (lost 13)  
Tampa Bay, 1976-77 (lost 13)  
N.Y. Jets, 1995-97 (lost 13)  
Philadelphia, 1936-38 (lost 12, tied 1)

**Most Consecutive Road Games Lost**

- 26 Detroit, 2007-10
- 25 Cle. Browns, 2015-18
- 24 Detroit, 2001-03

**Most Consecutive Road Games Without Victory**

- 26 Detroit, 2007-10 (lost 26)
- 25 Cle. Browns, 2015-18 (lost 25)
- 24 Detroit, 2001-03 (lost 24)

**Most Shutout Games Lost or Tied, Season**

- 8 Frankford, 1927 (lost 6, tied 2)  
Brooklyn, 1931 (lost 8)
- 7 Dayton, 1925 (lost 6, tied 1)  
Orange, 1929 (lost 4, tied 3)  
Frankford, 1931 (lost 6, tied 1)
- 6 By many teams

**Most Consecutive Shutout Games Lost or Tied**

- 8 Rochester, 1922-24 (lost 8)
- 7 Hammond, 1922-23 (lost 6, tied 1)
- 6 Providence, 1926-27 (lost 5, tied 1)  
Brooklyn, 1942-43 (lost 6)

## ALL-TIME RECORDS

## TIE GAMES-SCORING

## TIE GAMES

## Most Tie Games, Season

- 6 Chi. Bears, 1932
- 5 Frankford, 1929
- 4 Chi. Bears, 1924
- Orange, 1929
- Portsmouth, 1932

## Most Consecutive Tie Games

- 3 Chi. Bears, 1932
- 2 By many teams

## SCORING

## Most Seasons Leading League

- 10 Chi. Bears, 1932, 1934-35, 1939, 1941-43, 1946-47, 1956
- L.A./St.L. Rams, 1950-52, 1957, 1967, 1973,
- 1999-2001, 2017
- Green Bay, 1931, 1936-38, 1961-62, 1996, 2011, 2014, 2020
- 9 San Francisco, 1953, 1965, 1970, 1987, 1989,
- 1992-95
- 6 S.D. Chargers, 1963, 1965, 1981-82, 1985, 2006
- Dal. Cowboys, 1966, 1968, 1971, 1978, 1980, 2021

## Most Consecutive Seasons Leading League

- 4 San Francisco, 1992-95
- 3 Green Bay, 1936-38
- Chi. Bears, 1941-43
- L.A. Rams, 1950-52
- Oak. Raiders, 1967-69
- St.L. Rams, 1999-2001
- 2 By many teams

## POINTS

## Most Points, Season

- 606 Denver, 2013
- 589 New England, 2007
- 565 Kansas City, 2018

## Fewest Points, Season (Since 1932)

- 37 Cin. Reds/St.L. Gunners, 1934
- 38 Cin. Reds, 1933
- Detroit, 1942
- 51 Pittsburgh, 1934
- Philadelphia, 1936

## Most Points, Game

- 72 Washington vs. N.Y. Giants, Nov. 27, 1966
- 70 L.A. Rams vs. Bal. Colts, Oct. 22, 1950
- 66 Rochester vs. \*Fort Porter, Oct. 10, 1920
- \*Not a member of the American Professional Football Association
- 65 Chi. Cardinals vs. N.Y. Bulldogs, Nov. 13, 1949
- L.A. Rams vs. Detroit, Oct. 29, 1950

## Most Points, Both Teams, Game

- 113 Washington (72) vs. N.Y. Giants (41), Nov. 27, 1966
- 106 Cincinnati (58) vs. Cle. Browns (48), Nov. 28, 2004
- 105 L.A. Rams (54) vs. Kansas City (51), Nov. 19, 2018

## Fewest Points, Both Teams, Game

- 0 In many games. Last time: N.Y. Giants vs. Detroit, Nov. 7, 1943

## Most Points, Shutout Victory, Game

- 66 Rochester vs. \*Fort Porter, Oct. 10, 1920
- \*Not a member of the American Professional Football Association
- 64 Philadelphia vs. Cin. Reds, Nov. 6, 1934
- 62 Akron vs. Oorang, Oct. 29, 1922

## Most Consecutive Games Scoring

- 420 San Francisco, 1977-2004
- 394 Denver, 1992-2017
- 375 Indianapolis, 1994-2017

## Fewest Points, Shutout Victory, Game

- 2 Akron vs. Buffalo, Nov. 29, 1923
- Kansas City vs. Buffalo, Nov. 21, 1926
- Frankford vs. Green Bay, Nov. 29, 1928
- Green Bay vs. Chi. Bears, Oct. 16, 1932
- Chi. Bears vs. Green Bay, Sept. 18, 1938

## Most Points Overcome to Win Game

- 28 San Francisco vs. New Orleans, Dec. 7, 1980 (ot)
- (trailed 7-35, won 38-35)
- 26 Buffalo vs. Indianapolis, Sept., 21, 1997
- (trailed 0-26, won 37-35)
- 25 St.L. Cardinals vs. Tampa Bay, Nov. 8, 1987
- (trailed 3-28, won 31-28)
- Cle. Browns vs. Tennessee, Oct. 5, 2014
- (trailed 3-28, won 29-28)

## Most Points Overcome to Tie Game

- 31 Denver vs. Buffalo, Nov. 27, 1960
- (trailed 7-38, tied 38-38)
- 28 L.A. Rams vs. Philadelphia, Oct. 3, 1948
- (trailed 0-28, tied 28-28)

## Most Points, Each Half

- 1st: 49 Green Bay vs. Tampa Bay, Oct. 2, 1983
- 48 Buffalo vs. Miami, Sept. 18, 1966
- 45 Green Bay vs. Cle. Browns, Nov. 12, 1967
- Indianapolis vs. Denver, Oct. 31, 1988
- Hou. Oilers vs. Cle. Browns, Dec. 9, 1990
- Seattle vs. Minnesota, Sept. 29, 2002
- New England vs. Tennessee, Oct. 18, 2009
- Philadelphia vs. Washington, Nov. 15, 2010
- 2nd: 49 Chi. Bears vs. Philadelphia, Nov. 30, 1941
- 48 Chi. Cardinals vs. Bal. Colts, Oct. 2, 1950
- N.Y. Giants vs. Bal. Colts, Nov. 19, 1950
- 45 Cincinnati vs. Hou. Oilers, Dec. 17, 1972
- New England vs. Buffalo, Sept. 30, 2012

## Most Points, Both Teams, Each Half

- 1st: 70 Hou. Oilers (35) vs. Oak. Raiders (35), Dec. 22, 1963
- 63 Philadelphia (42) vs. Detroit (21), Sept. 23, 2007
- 62 N.Y. Jets (41) vs. Tampa Bay (21), Nov. 17, 1985
- Indianapolis (35) vs. Cincinnati (27), Nov. 20, 2005
- 2nd: 66 Cle. Browns (35) vs. Cincinnati (31), Nov. 28, 2004
- 65 Washington (38) vs. N.Y. Giants (27), Nov. 27, 1966
- 62 L.A. Raiders (31) vs. S.D. Chargers (31), Jan. 2, 1983
- Bal. Ravens (38) vs. Seattle (24), Nov. 23, 2003

## Most Points, One Quarter

- 41 Green Bay vs. Detroit, Oct. 7, 1945 (second quarter)
- L.A. Rams vs. Detroit, Oct. 29, 1950 (third quarter)
- 37 L.A. Rams vs. Green Bay, Sept. 21, 1980
- (second quarter)
- 35 Chi. Cardinals vs. Bos. Yanks, Oct. 24, 1948
- (third quarter)
- Green Bay vs. Cle. Browns, Nov. 12, 1967
- (first quarter)
- Green Bay vs. Tampa Bay, Oct. 2, 1983
- (second quarter)
- New England vs. Tennessee, Oct. 18, 2009
- (second quarter)
- New England vs. N.Y. Jets, Nov. 22, 2012
- (second quarter)

## Most Points, Both Teams, One Quarter

- 49 Oak. Raiders (28) vs. Hou. Oilers (21), Dec. 22, 1963
- (second quarter)
- 48 Green Bay (41) vs. Detroit (7), Oct. 7, 1945
- (second quarter)
- L.A. Rams (41) vs. Detroit (7), Oct. 29, 1950
- (third quarter)
- Detroit (34) vs. Chi. Bears (14), Sept. 30, 2007
- (fourth quarter)
- 47 St.L. Cardinals (27) vs. Philadelphia (20),
- Dec. 13, 1964 (second quarter)

## Most Points, Each Quarter

- 1st: 35 Green Bay vs. Cle. Browns, Nov. 12, 1967
- 31 Buffalo vs. Kansas City, Sept. 13, 1964
- 28 By 12 teams
- 2nd: 41 Green Bay vs. Detroit, Oct. 7, 1945
- 37 L.A. Rams vs. Green Bay, Sept. 21, 1980
- 35 Green Bay vs. Tampa Bay, Oct. 2, 1983
- New England vs. Tennessee, Oct. 18, 2009
- New England vs. N.Y. Jets, Nov. 22, 2012
- 3rd: 41 L.A. Rams vs. Detroit, Oct. 29, 1950
- 35 Chi. Cardinals vs. Bos. Yanks, Oct. 24, 1948
- 31 N.Y. Jets vs. Detroit, Sept. 10, 2018



## SCORING

- 4th: 34 Detroit vs. Chi. Bears, Sept. 30, 2007  
 31 Oak. Raiders vs. Denver, Dec. 17, 1960  
 Oak. Raiders vs. S.D. Chargers, Dec. 8, 1963  
 Atlanta vs. Green Bay, Sept. 13, 1981  
 New England vs. Buffalo, Sept. 30, 2012  
 Denver vs. Washington, Oct. 27, 2013  
 30 N.Y. Jets vs. Miami, Oct. 23, 2000
- Most Points, Both Teams, Each Quarter**
- 1st: 42 Green Bay (35) vs. Cle. Browns (7), Nov. 12, 1967  
 41 Tennessee (24) vs. Indianapolis (17), Dec. 5, 2004  
 35 Dal. Texans (21) vs. N.Y. Titans (14), Nov. 11, 1962  
 Dal. Cowboys (28) vs. Philadelphia (7), Oct. 19, 1969  
 Kansas City (21) vs. Seattle (14), Dec. 11, 1977  
 Detroit (21) vs. L.A. Raiders (14), Dec. 10, 1990  
 Dal. Cowboys (21) vs. Atlanta (14), Dec. 22, 1991  
 Indianapolis (21) vs. Green Bay (14), Sept. 26, 2004  
 Miami (21) vs. Buffalo (14), Dec. 5, 2004  
 Philadelphia (21) vs. New Orleans (14), Dec. 23, 2007
- 2nd: 49 Oak. Raiders (28) vs. Hou. Oilers (21), Dec. 22, 1963  
 48 Green Bay (41) vs. Detroit (7), Oct. 7, 1945  
 47 St.L. Cardinals (27) vs. Philadelphia (20), Dec. 13, 1964
- 3rd: 48 L.A. Rams (41) vs. Detroit (7), Oct. 29, 1950  
 42 Washington (28) vs. Philadelphia (14), Oct. 1, 1955  
 41 Green Bay (21) vs. N.Y. Yanks (20), Oct. 8, 1950
- 4th: 48 Detroit (34) vs. Chi. Bears (14), Sept. 30, 2007  
 46 Detroit (25) vs. Tennessee (21), Sept. 23, 2012  
 44 Tampa Bay (24) vs. L.A. Rams (20), Sept. 29, 2019

## TOUCHDOWNS

**Most Seasons Leading League, Touchdowns**

- 13 Chi. Bears, 1932, 1934-35, 1939, 1941-44,  
 1946-48, 1956, 1965  
 9 Green Bay, 1932, 1937-38, 1961-62, 1996, 2011, 2014, 2020  
 8 Dal. Cowboys, 1966, 1968, 1971, 1973, 1977-78,  
 1980, 2021

**Most Consecutive Seasons Leading League, Touchdowns**

- 4 Chi. Bears, 1941-44  
 L.A. Rams, 1949-52  
 San Francisco, 1992-95  
 3 Chi. Bears, 1946-48  
 Bal. Colts, 1957-59  
 Oak. Raiders, 1967-69  
 St.L. Rams, 1999-2001  
 2 By many teams

**Most Touchdowns, Season**

- 76 Denver, 2013  
 75 New England, 2007  
 71 Kansas City, 2018

**Fewest Touchdowns, Season (Since 1932)**

- 3 Cin. Reds, 1933  
 4 Cin. Reds/St.L. Gunners, 1934  
 5 Detroit, 1942

**Most Touchdowns, Game**

- 10 Rochester vs. \*Fort Porter, Oct. 10, 1920  
 \*Not a member of the American Professional  
 Football Association  
 Philadelphia vs. Cincinnati, Nov. 6, 1934  
 L.A. Rams vs. Bal. Colts, Oct. 22, 1950  
 Washington vs. N.Y. Giants, Nov. 27, 1966  
 9 Rock Island vs. Evansville, Oct. 15, 1922  
 Akron vs. Oorang, Oct. 29, 1922  
 Racine vs. Louisville, Nov. 5, 1922  
 Chi. Cardinals vs. Rochester, Oct. 7, 1923  
 Chi. Cardinals vs. Milwaukee, Dec. 10, 1925  
 Chi. Cardinals vs. N.Y. Giants, Oct. 17, 1948  
 Chi. Cardinals vs. N.Y. Bulldogs, Nov. 13, 1949  
 L.A. Rams vs. Detroit, Oct. 29, 1950  
 Pittsburgh vs. N.Y. Giants, Nov. 30, 1952  
 Chi. Bears vs. San Francisco, Dec. 12, 1965  
 Chi. Bears vs. Green Bay, Dec. 7, 1980  
 8 By many teams

## ALL-TIME RECORDS

**Most Touchdowns, Both Teams, Game**

- 16 Washington (10) vs. N.Y. Giants (6), Nov. 27, 1966  
 14 Chi. Cardinals (9) vs. N.Y. Giants (5), Oct. 17, 1948  
 L.A. Rams (10) vs. Bal. Colts (4), Oct. 22, 1950  
 Hou. Oilers (7) vs. Oak. Raiders (7), Dec. 22, 1963  
 New Orleans (7) vs. N.Y. Giants (7), Nov. 1, 2015  
 L.A. Rams (7) vs. Kansas City (7), Nov. 19, 2018  
 13 New Orleans (7) vs. St.L. Cardinals (6), Nov. 2, 1969  
 Kansas City (7) vs. Seattle (6), Nov. 27, 1983 (ot)  
 S.D. Chargers (8) vs. Pittsburgh (5), Dec. 8, 1985  
 N.Y. Jets (7) vs. Miami (6), Sept. 21, 1986 (ot)  
 Cincinnati (7) vs. Cle. Browns (6), Nov. 28, 2004

**Most Consecutive Games Scoring Touchdowns**

- 166 Cle. Browns, 1957-69  
 155 New Orleans, 2005-15  
 151 S.D. Chargers, 2002-12

## POINTS AFTER TOUCHDOWN

**Most (One-Point) Points After Touchdown, Season**

- 75 Denver, 2013  
 74 New England, 2007  
 68 Green Bay, 2011

**Fewest (One-Point) Points After Touchdown, Season**

- 2 Chi. Cardinals, 1933  
 3 Cin. Reds, 1933  
 Pittsburgh, 1934  
 4 Cin. Reds/St.L. Gunners, 1934

**Most (One-Point) Points After Touchdown, Game**

- 10 L.A. Rams vs. Bal. Colts, Oct. 22, 1950  
 9 Chi. Cardinals vs. N.Y. Giants, Oct. 17, 1948  
 Pittsburgh vs. N.Y. Giants, Nov. 30, 1952  
 Washington vs. N.Y. Giants, Nov. 27, 1966  
 8 By many teams

**Most (One-Point) Points After Touchdown, Both Teams, Game**

- 14 Chi. Cardinals (9) vs. N.Y. Giants (5), Oct. 17, 1948  
 Hou. Oilers (7) vs. Oak. Raiders (7), Dec. 22, 1963  
 Washington (9) vs. N.Y. Giants (5), Nov. 27, 1966  
 New Orleans (7) vs. N.Y. Giants (7), Nov. 1, 2015  
 13 L.A. Rams (10) vs. Bal. Colts (3), Oct. 22, 1950  
 Cincinnati (7) vs. Cle. Browns (6), Nov. 28, 2004  
 12 In many games

**Most Two-Point Conversions, Season**

- 8 Pittsburgh, 2015  
 Minnesota, 2020  
 7 Philadelphia, 2020  
 L.A. Chargers, 2021  
 6 Miami, 1994  
 Minnesota, 1997  
 Philadelphia, 2017  
 L.A. Chargers, 2018  
 Dal. Cowboys, 2021

**Most Two-Point Conversions, Game**

- 4 St.L. Rams vs. Atlanta, Oct. 15, 2000  
 3 Bal. Ravens vs. New England, Oct. 6, 1996  
 Pittsburgh vs. Tennessee, Nov. 1, 1998  
 Philadelphia vs. Dal. Cowboys, Nov. 19, 2017  
 L.A. Rams vs. Arizona, Sept. 16, 2018  
 Minnesota vs. Green Bay, Sept. 13, 2020  
 Dal. Cowboys vs. Cle. Browns, Oct. 4, 2020  
 2 By many teams

**Most Two-Point Conversions, Both Teams, Game**

- 5 Bal. Ravens (3) vs. New England (2), Oct. 6, 1996  
 St.L. Rams (4) vs. Atlanta (1), Oct. 15, 2000  
 4 Dal. Cowboys (3) vs. Cle. Browns (1), Oct. 4, 2020  
 3 Seattle (2) vs. Kansas City (1), Oct. 23, 1994  
 Minnesota (2) vs. Seattle (1), Nov. 10, 1996  
 Pittsburgh (3) vs. Tennessee (0), Nov. 1, 1998  
 Philadelphia (2) vs. Detroit (1), Dec. 8, 2013  
 Pittsburgh (2) vs. San Francisco (1), Sept. 20, 2015  
 Philadelphia (3) vs. Dal. Cowboys (0), Nov. 19, 2017  
 L.A. Rams (3) vs. Arizona (0), Sept. 16, 2018  
 Cle. Browns (2) vs. Oak. Raiders (1), Sept. 30, 2018 (ot)  
 Chi. Bears (2) vs. Minnesota (1), Nov. 18, 201  
 Minnesota (3) vs. Green Bay (0), Sept. 13, 2020  
 Dal. Cowboys (2) vs. Denver (1), Nov. 7, 2021

## ALL-TIME RECORDS

## FIELD GOALS

## Most Seasons Leading League, Field Goals

- 11 Green Bay, 1935-36, 1940-43, 1946-47, 1955, 1972, 1974
- 9 L.A./St.L. Rams, 1949, 1951, 1958, 1966, 1973, 1978, 2003, 2006, 2010
- 8 Washington, 1945, 1956, 1971, 1976-77, 1979, 1982, 1992
- N.Y. Giants, 1933, 1937, 1939, 1941, 1944, 1959, 1983, 2008
- New England, 1961, 1963-64, 1986, 2004, 2008, 2013-14

## Most Consecutive Seasons Leading League, Field Goals

- 4 Green Bay, 1940-43
- 3 Cle. Browns, 1952-54
- 2 By many teams

## Most Field Goals Attempted, Season

- 52 San Francisco, 2011
- 49 L.A. Rams, 1966
- Washington, 1971
- 48 Green Bay, 1972

## Fewest Field Goals Attempted, Season (Since 1938)

- 0 Chi. Bears, 1944
- 2 Cle. Rams, 1939
- Card-Pitt, 1944
- Bos. Yanks, 1946
- Chi. Bears, 1947
- 3 Chi. Bears, 1945
- Cle. Rams, 1945

## Most Field Goals Attempted, Game

- 9 St.L. Cardinals vs. Pittsburgh, Sept. 24, 1967
- 8 Pittsburgh vs. St.L. Cardinals, Dec. 2, 1962
- Detroit vs. Minnesota, Nov. 13, 1966
- N.Y. Jets vs. Buffalo, Nov. 3, 1968
- Dal. Cowboys vs. N.Y. Giants, Sept. 15, 2003 (ot)
- Tennessee vs. Hou. Texans, Oct. 21, 2007
- Miami vs. N.Y. Jets, Dec. 8, 2019
- Buffalo vs. N.Y. Jets, Oct. 25, 2020

7 By many teams

## Most Field Goals Attempted, Both Teams, Game

- 11 St.L. Cardinals (6) vs. Pittsburgh (5), Nov. 13, 1966
- Washington (6) vs. Chi. Bears (5), Nov. 14, 1971
- Green Bay (6) vs. Detroit (5), Sept. 29, 1974
- Washington (6) vs. N.Y. Giants (5), Nov. 14, 1976
- Miami (8) vs. N.Y. Jets (3), Dec. 8, 2019

10 In many games

## Most Field Goals, Season

- 44 San Francisco, 2011
- 43 Arizona, 2005
- 41 Kansas City, 2017

## Fewest Field Goals, Season (Since 1932)

- 0 Bos. Braves, 1932
- Chi. Cardinals, 1932, 1945
- Green Bay, 1932, 1944
- N.Y. Giants, 1932
- Bos. Redskins, 1935
- Brooklyn, 1944
- Card-Pitt, 1944
- Chi. Bears, 1944, 1947
- Bos. Yanks, 1946
- Bal. Colts, 1950
- Dal. Texans, 1952

## Most Field Goals, Game

- 8 Tennessee vs. Hou. Texans, Oct. 21, 2007
- 7 St.L. Cardinals vs. Pittsburgh, Sept. 24, 1967
- Minnesota vs. L.A. Rams, Nov. 5, 1989 (ot)
- Dal. Cowboys vs. Green Bay, Nov. 18, 1996
- Dal. Cowboys vs. N.Y. Giants, Sept. 15, 2003 (ot)
- Cincinnati vs. Bal. Ravens, Nov. 11, 2007
- Kansas City vs. Cincinnati, Oct. 4, 2015
- L.A. Rams vs. Dal. Cowboys, Oct. 1, 2017
- N.Y. Jets vs. Indianapolis, Oct. 14, 2018
- Miami vs. N.Y. Jets, Dec. 8, 2019
- 6 By many teams

## SCORING-FIRST DOWNS

## Most Field Goals, Both Teams, Game

- 10 Miami (7) vs. N.Y. Jets (3), Dec. 8, 2019
- 9 S.D. Chargers (5) vs. Kansas City (4), Sept. 29, 1996
- Miami (6) vs. New England (3), Oct. 17, 1999
- Hou. Texans (5) vs. Miami (4), Oct. 7, 2007
- Dal. Cowboys (6) vs. Washington (3), Sept. 26, 2011
- San Francisco (5) vs. Arizona (4), Oct. 1, 2017 (ot)
- Minnesota (6) vs. Bal. Ravens (3), Oct. 22, 2017
- San Francisco (6) vs. Tennessee (3), Dec. 17, 2017
- N.Y. Jets (7) vs. Indianapolis (2), Oct. 14, 2018
- Kansas City (4) vs. New England (5), Oct. 14, 2018
- 8 In many games

## Most Consecutive Games Scoring Field Goals

- 38 Bal. Ravens, 1999-2001
- 36 San Francisco, 2010-13
- New Orleans, 2016-18
- 34 New England, 2010-12

## SAFETIES

## Most Safeties, Season

- 4 Cle. Bulldogs, 1927
- Detroit, 1962
- Seattle, 1993
- San Francisco, 1996
- Tennessee, 1999

3 By many teams

## Most Safeties, Game

- 3 L.A. Rams vs. N.Y. Giants, Sept. 30, 1984
- 2 N.Y. Giants vs. Pottsville, Oct. 30, 1927
- Chi. Bears vs. Pottsville, Nov. 13, 1927
- Detroit vs. Brooklyn, Dec. 1, 1935
- N.Y. Giants vs. Pittsburgh, Sept. 17, 1950
- N.Y. Giants vs. Washington, Nov. 5, 1961
- Chi. Bears vs. Pittsburgh, Nov. 9, 1969
- Dal. Cowboys vs. Philadelphia, Nov. 19, 1972
- L.A. Rams vs. Green Bay, Oct. 21, 1973
- Oak Raiders vs. S.D. Chargers, Oct. 26, 1975
- Denver vs. Seattle, Jan. 2, 1983
- New Orleans vs. Cle. Browns, Sept. 13, 1987
- Buffalo vs. Denver, Nov. 8, 1987
- San Francisco vs. St.L. Rams, Sept. 8, 1996
- Jacksonville vs. Pittsburgh, Oct. 3, 1999
- Minnesota vs. Atlanta, Oct. 5, 2003
- Dal. Cowboys vs. Arizona, Oct. 5, 2003
- Buffalo vs. Hou. Texans, Nov. 16, 2003
- Minnesota vs. Green Bay, Nov. 9, 2008
- St.L. Rams vs. Arizona, Nov. 6, 2011 (ot)
- Miami vs. Denver, Dec. 3, 2017

## Most Safeties, Both Teams, Game

- 3 L.A. Rams (3) vs. N.Y. Giants (0), Sept. 30, 1984
  - 2 Chi. Cardinals (1) vs. Frankford (1), Nov. 19, 1927
  - Chi. Cardinals (1) vs. Cin. Reds (1), Nov. 12, 1933
  - Chi. Bears (1) vs. San Francisco (1), Oct. 19, 1952
  - Cincinnati (1) vs. L.A. Rams (1), Oct. 22, 1972
  - Chi. Bears (1) vs. San Francisco (1), Sept. 19, 1976
  - Bal. Colts (1) vs. Miami (1), Oct. 29, 1978
  - Atlanta (1) vs. Detroit (1), Oct. 5, 1980
  - Hou. Oilers (1) vs. Philadelphia (1), Oct. 2, 1988
  - Cle. Browns (1) vs. Seattle (1), Nov. 14, 1993
  - Arizona (1) vs. Hou. Oilers (1), Dec. 4, 1994
  - Miami (1) vs. N.Y. Jets (1), Nov. 3, 2019
- (Also see previous record)

## FIRST DOWNS

## Most Seasons Leading League

- 9 Chi. Bears, 1935, 1939, 1941, 1943, 1945, 1947-49, 1955
- 8 L.A./St.L. Rams, 1946, 1950-51, 1954, 1957, 1973, 2001, 2018
- 7 S.D. Chargers, 1965, 1969, 1980-83, 1985
- Baltimore/Indianapolis Colts, 1958-59, 1967, 2003, 2005-06, 2010

## FIRST DOWNS

## Most Consecutive Seasons Leading League

- 4 S.D. Chargers, 1980-83
- 3 Chi. Bears, 1947-49
- New England, 2007-09
- New Orleans, 2014-16

2 By many teams

## Most First Downs, Season

- 444 New England, 2012
- 435 Denver, 2013
- 419 Kansas City, 2021

## Fewest First Downs, Season

- 51 Cin. Reds, 1933
- 64 Pittsburgh, 1935
- 67 Philadelphia, 1937

## Most First Downs, Game

- 40 New Orleans vs. Dal. Cowboys, Nov. 10, 2013
- 39 N.Y. Jets vs. Miami, Nov. 27, 1988
- Washington vs. Detroit, Nov. 4, 1990 (ot)
- Hou. Texans vs. Jacksonville, Nov. 18, 2012 (ot)
- Denver vs. Tennessee, Dec. 8, 2013
- 38 L.A. Rams vs. N.Y. Giants, Nov. 13, 1966

## Fewest First Downs, Game

- 0 N.Y. Giants vs. Green Bay, Oct. 1, 1933
- Pittsburgh vs. Bos. Redskins, Oct. 29, 1933
- Philadelphia vs. Detroit, Sept. 20, 1935
- N.Y. Giants vs. Washington, Sept. 27, 1942
- Denver vs. Hou. Oilers, Sept. 3, 1966

## Most First Downs, Both Teams, Game

- 68 Dal. Cowboys (35) vs. Cle. Browns (33), Oct. 4, 2020
- 65 Cincinnati (35) vs. Washington (30), Oct. 30, 2016 (ot)
- 64 Seattle (32) vs. Kansas City (32), Nov. 24, 2002
- Seattle (33) vs. Arizona (31), Oct. 25, 2020 (ot)

## Fewest First Downs, Both Teams, Game

- 7 Chi. Cardinals (2) vs. Detroit (5), Sept. 15, 1940
- 9 Pittsburgh (1) vs. Bos. Redskins (8), Oct. 27, 1935
- Bos. Redskins (4) vs. Brooklyn (5), Nov. 24, 1935
- N.Y. Giants (3) vs. Detroit (6), Nov. 7, 1943
- Pittsburgh (4) vs. Chi. Cardinals (5), Nov. 11, 1945
- N.Y. Bulldogs (1) vs. Philadelphia (8), Sept. 22, 1949
- 10 Philadelphia (4) vs. Brooklyn (6), Nov. 5, 1944
- N.Y. Giants (4) vs. Washington (6), Dec. 11, 1960

## Most First Downs, Rushing, Season

- 188 Bal. Ravens, 2019
- 181 New England, 1978
- 177 L.A. Rams, 1973

## Fewest First Downs, Rushing, Season

- 36 Cle. Rams, 1942
- Bos. Yanks, 1944
- 39 Brooklyn, 1943
- 40 Philadelphia, 1940
- Detroit, 1945

## Most First Downs, Rushing, Game

- 25 Philadelphia vs. Washington, Dec. 2, 1951
- 23 St.L. Cardinals vs. New Orleans, Oct. 5, 1980
- 21 Cle. Browns vs. Philadelphia, Dec. 13, 1959
- Green Bay vs. Philadelphia, Nov. 11, 1962
- L.A. Rams vs. New Orleans, Nov. 25, 1973
- Pittsburgh vs. Kansas City, Nov. 7, 1976
- New England vs. Denver, Nov. 28, 1976
- Oak. Raiders vs. Green Bay, Sept. 17, 1978
- Buffalo vs. Washington, Nov. 3, 1996
- San Francisco vs. Detroit, Dec. 14, 1998
- Kansas City vs. Atlanta, Oct. 24, 2004
- New Orleans vs. Minnesota, Dec. 25, 2020

## Fewest First Downs, Rushing, Game

- 0 By many teams. Last time: Jacksonville vs. Tennessee, Dec. 12, 2021

## Most First Downs, Rushing, Both Teams, Game

- 36 Philadelphia (25) vs. Washington (11), Dec. 2, 1951
- 31 Detroit (18) vs. Washington (13), Sept. 30, 1951
- 30 L.A. Rams (17) vs. Minnesota (13), Nov. 5, 1961
- New Orleans (17) vs. Green Bay (13), Sept. 9, 1979
- New Orleans (16) vs. San Francisco (14), Nov. 11, 1979
- New England (16) vs. Kansas City (14), Oct. 4, 1981
- Indianapolis (18) vs. Denver (12), Sept. 30, 2007

## ALL-TIME RECORDS

## Fewest First Downs, Rushing, Both Teams, Game

- 1 Oak. Raiders (0) vs. Tennessee (1), Sept. 7, 2003
- Carolina (0) vs. Detroit (1), Oct. 16, 2005
- 2 Hou. Oilers (0) vs. Denver (2), Dec. 2, 1962
- N.Y. Jets, (1) vs. St.L. Rams (1), Dec. 3, 1995
- Miami (1) vs. S.D. Chargers (1), Dec. 19, 1999
- New Orleans (0) vs. Bal. Ravens (2), Dec. 19, 1999
- Bal. Ravens (0) vs. Tennessee (2), Sept. 18, 2005
- Pittsburgh (1) vs. Bal. Ravens (1), Nov. 5, 2007
- Arizona (1) vs. San Francisco (1), Sept. 13, 2009
- Detroit (1) vs. Jacksonville (1), Nov. 20, 2016
- N.Y. Jets (0) vs. New England (2), Sept. 22, 2019

3 In many games

## Most First Downs, Passing, Season

- 293 Denver, 2013
- 280 New Orleans, 2011
- 273 Tampa Bay, 2021

## Fewest First Downs, Passing, Season

- 18 Pittsburgh, 1941
- 23 Brooklyn, 1942
- N.Y. Giants, 1944
- 24 N.Y. Giants, 1943

## Most First Downs, Passing, Game

- 29 N.Y. Giants vs. Cincinnati, Oct. 13, 1985
- Dal. Cowboys vs. Cle. Browns, Oct. 4, 2020
- 28 Tennessee vs. Oak. Raiders, Dec. 19, 2004
- 27 S.D. Chargers vs. Seattle, Sept. 15, 1985
- Detroit vs. Green Bay, Jan. 1, 2012
- L.A. Rams vs. Tampa Bay, Sept. 29, 2019

## Fewest First Downs, Passing, Game

- 0 By many teams. Last time: Pittsburgh vs. Tennessee, Sept. 19, 2010

## Most First Downs, Passing, Both Teams, Game

- 49 L.A. Rams (27) vs. Tampa Bay (22), Sept. 29, 2019
- 47 Detroit (27) vs. Green Bay (20), Jan. 1, 2012
- 46 Indianapolis (23) vs. Hou. Texans (23), Sept. 30, 2018 (ot)

## Fewest First Downs, Passing, Both Teams, Game

- 0 Brooklyn vs. Pittsburgh, Nov. 29, 1942
- 1 Green Bay (0) vs. Cle. Rams (1), Sept. 21, 1941
- Pittsburgh (0) vs. Brooklyn (1), Oct. 11, 1942
- N.Y. Giants (0) vs. Detroit (1), Nov. 7, 1943
- Pittsburgh (0) vs. Chi. Cardinals (1), Nov. 11, 1945
- N.Y. Bulldogs (0) vs. Philadelphia (1), Sept. 22, 1949
- Chi. Bears (0) vs. Buffalo (1), Oct. 7, 1979

2 In many games

## Most First Downs, Penalty, Season

- 50 New England, 2017
- 47 Buffalo, 2002
- Indianapolis, 2004
- Hou. Texans, 2017
- 46 N.Y. Giants, 2015
- Chi. Bears, 2018
- Kansas City, 2019

## Fewest First Downs, Penalty, Season

- 2 Brooklyn, 1940
- 4 Chi. Cardinals, 1940
- N.Y. Giants, 1942, 1944
- Washington, 1944
- Cle. Browns, 1952
- Kansas City, 1969
- 5 Brooklyn, 1939
- Chi. Bears, 1939
- Detroit, 1953
- L.A. Rams, 1953
- Hou. Oilers, 1982

## Most First Downs, Penalty, Game

- 11 Denver vs. Hou. Oilers, Oct. 6, 1985
- 10 Dal. Cowboys vs. Cle. Browns, Nov. 18, 2012 (ot)
- N.Y. Giants vs. Denver, Sept. 15, 2013
- 9 Chi. Bears vs. Cle. Browns, Nov. 25, 1951
- Bal. Colts vs. Pittsburgh, Oct. 30, 1977
- N.Y. Jets vs. Hou. Oilers, Sept. 18, 1988
- Dal. Cowboys vs. Detroit, Nov. 20, 2005
- Atlanta vs. New Orleans, Dec. 7, 2017

## ALL-TIME RECORDS

## NET YARDS-RUSHING

## Most First Downs, Penalty, Both Teams, Game

- 13 New England (8) vs. Bal. Ravens (5), Sept. 23, 2012  
 12 Buffalo (7) vs. San Francisco (5), Oct. 4, 1998  
 Detroit (8) vs. Bal. Ravens (4), Oct. 9, 2005  
 Dal. Cowboys (10) vs. Cle. Browns (2), Nov. 18, 2012 (ot)  
 Buffalo (6) vs. New England (6), Oct. 30, 2016  
 Cincinnati (8) vs. Washington (4), Oct. 30, 2016 (ot)  
 Hou. Texans (8) vs. Jacksonville (4), Sept. 10, 2017
- 11 Chi. Bears (9) vs. Cle. Browns (2), Nov. 25, 1951  
 Cincinnati (8) vs. N.Y. Jets (3), Oct. 6, 1985  
 Denver (11) vs. Hou. Oilers (0), Oct. 6, 1985  
 Detroit (6) vs. Dal. Cowboys (5), Nov. 8, 1987  
 N.Y. Jets (9) vs. Hou. Oilers (2), Sept. 18, 1988  
 Kansas City (8) vs. L.A. Raiders (3), Oct. 3, 1993  
 Detroit (6) vs. S.D. Chargers (5), Nov. 11, 1996  
 Philadelphia (8) vs. Chi. Bears (3), Nov. 3, 2002  
 Arizona (6) vs. St.L. Rams (5), Dec. 3, 2006  
 Indianapolis (6) vs. Green Bay (5), Oct. 19, 2008  
 Buffalo (8) vs. N.Y. Jets (3), Sept. 22, 2013  
 S.D. Chargers (6) vs. Bal. Ravens (5), Nov. 30, 2014  
 Oak. Raiders (6) vs. Bal. Ravens (5), Sept. 20, 2015  
 San Francisco (6) vs. Denver (5), Dec. 9, 2018  
 Las Vegas (7) vs. Dal. Cowboys (4), Nov. 25, 2021 (ot)

## NET YARDS GAINED RUSHING AND PASSING

## Most Seasons Leading League

- 12 Chi. Bears, 1932, 1934-35, 1939, 1941-44, 1947, 1949, 1955-56  
 9 L.A./St.L. Rams, 1946, 1950-51, 1954, 1957, 1973, 1999-2001  
 8 S.D. Chargers, 1963, 1965, 1980-83, 1985, 2010  
 Dal. Cowboys, 1966, 1968-69, 1971, 1974, 1977, 2019, 2021

## Most Consecutive Seasons Leading League

- 4 Chi. Bears, 1941-44  
 S.D. Chargers, 1980-83  
 3 Bal. Colts, 1958-60  
 Hou. Oilers, 1960-62  
 Oak. Raiders, 1968-70  
 St.L. Rams, 1999-2001  
 2 By many teams

## Most Yards Gained, Season

- 7,474 New Orleans, 2011  
 7,317 Denver, 2013  
 7,075 St.L. Rams, 2000

## Fewest Yards Gained, Season

- 1,150 Cin. Reds, 1933  
 1,443 Chi. Cardinals, 1934  
 1,486 Chi. Cardinals, 1933

## Most Yards Gained, Game

- 735 L.A. Rams vs. N.Y. Yanks, Sept. 28, 1951  
 683 Pittsburgh vs. Chi. Cardinals, Dec. 13, 1958  
 682 Chi. Bears vs. N.Y. Giants, Nov. 14, 1943

## Fewest Yards Gained, Game

- 7 Seattle vs. L.A. Rams, Nov. 4, 1979  
 -5 Denver vs. Oak. Raiders, Sept. 10, 1967  
 14 Chi. Cardinals vs. Detroit, Sept. 15, 1940

## Most Yards Gained, Both Teams, Game

- 1,133 L.A. Rams (636) vs. N.Y. Yanks (497), Nov. 19, 1950  
 1,125 Detroit (575) vs. Green Bay (550), Jan. 1, 2012  
 1,111 Hou. Texans (653) vs. Jacksonville (458), Nov. 18, 2012 (ot)

## Fewest Yards Gained, Both Teams, Game

- 30 Chi. Cardinals (14) vs. Detroit (16), Sept. 15, 1940  
 136 Chi. Cardinals (50) vs. Green Bay (86), Nov. 18, 1934  
 154 N.Y. Giants (51) vs. Washington (103), Dec. 11, 1960

## Most Consecutive Games, 400 or More Yards Gained

- 11 S.D. Chargers, 1982-83  
 10 Denver, 2012-13  
 9 New England, 2006-07

## Most Consecutive Games, 300 or More Yards Gained

- 36 Minnesota, 2002-04  
 30 Minnesota, 1999-2000  
 St.L. Rams, 2000-02  
 New Orleans, 2013-15

- 29 L.A. Rams, 1949-51  
 New Orleans, 2008-09  
 Denver, 2012-13

## RUSHING

## Most Seasons Leading League

- 16 Chi. Bears, 1932, 1934-35, 1939-42, 1951, 1955-56, 1968, 1977, 1983-86  
 9 Buffalo, 1962, 1964, 1973, 1975, 1982, 1991-92, 2015-16  
 6 Cle. Browns, 1958-59, 1963, 1965-67  
 San Francisco, 1952-54, 1987, 1998-99  
 Dal. Texans/K.C. Chiefs, 1961, 1966, 1968-69, 1995, 2010

## Most Consecutive Seasons Leading League

- 4 Chi. Bears, 1939-42  
 Chi. Bears, 1983-86  
 3 Detroit, 1936-38  
 San Francisco, 1952-54  
 Cle. Browns, 1965-67  
 Atlanta, 2004-06  
 2 By many teams

## ATTEMPTS

## Most Rushing Attempts, Season

- 681 Oak. Raiders, 1977  
 674 Chi. Bears, 1984  
 671 New England, 1978

## Fewest Rushing Attempts, Season

- 211 Philadelphia, 1982  
 219 San Francisco, 1982  
 225 Hou. Oilers, 1982

## Most Rushing Attempts, Game

- 72 Chi. Bears vs. Brooklyn, Oct. 20, 1935  
 70 Chi. Cardinals vs. Green Bay, Dec. 5, 1948  
 69 Chi. Cardinals vs. Green Bay, Dec. 6, 1936  
 Kansas City vs. Cincinnati, Sept. 3, 1978

## Fewest Rushing Attempts, Game

- 5 Tampa Bay vs. New Orleans, Nov. 8, 2020  
 6 Chi. Cardinals vs. Bos. Redskins, Oct. 22, 1933  
 New England vs. Pittsburgh, Oct. 31, 2004  
 Arizona vs. Minnesota, Nov. 26, 2006  
 Minnesota vs. Buffalo, Sept. 23, 2018  
 7 Oak. Raiders vs. Buffalo, Oct. 5, 1963  
 Hou. Oilers vs. N.Y. Giants, Dec. 8, 1985  
 Seattle vs. L.A. Raiders, Nov. 17, 1991  
 Green Bay vs. Miami, Sept. 11, 1994  
 Detroit vs. Minnesota, Dec. 2, 2007  
 Arizona vs. Minnesota, Dec. 14, 2008  
 Chi. Bears vs. New Orleans, Oct. 20, 2019

## Most Rushing Attempts, Both Teams, Game

- 108 Chi. Cardinals (70) vs. Green Bay (38), Dec. 5, 1948  
 105 Oak. Raiders (62) vs. Atlanta (43), Nov. 30, 1975 (ot)  
 104 Chi. Bears (64) vs. Pittsburgh (40), Oct. 18, 1936

## Fewest Rushing Attempts, Both Teams, Game

- 16 Chi. Cardinals (6) vs. Bos. Redskins (10), Oct. 22, 1933  
 30 Minnesota (15) vs. New England (15), Oct. 30, 2006  
 31 Green Bay (12) vs. Pittsburgh (19), Dec. 20, 2009  
 Chi. Bears (8) vs. Detroit (23), Nov. 27, 2014  
 Atlanta (13) vs. Tampa Bay (18), Dec. 20, 2020

## YARDS GAINED

## Most Yards Gained Rushing, Season

- 3,296 Bal. Ravens, 2019  
 3,165 New England, 1978  
 3,088 Buffalo, 1973

## Fewest Yards Gained Rushing, Season

- 298 Philadelphia, 1940  
 467 Detroit, 1946  
 471 Bos. Yanks, 1944

## Most Yards Gained Rushing, Game

- 426 Detroit vs. Pittsburgh, Nov. 4, 1934  
 423 N.Y. Giants vs. Bal. Colts, Nov. 19, 1950  
 420 Bos. Redskins vs. N.Y. Giants, Oct. 8, 1933

## RUSHING-PASSING

**Fewest Yards Gained Rushing, Game**

- 53 Detroit vs. Chi. Cardinals, Oct. 17, 1943
- 36 Philadelphia vs. Chi. Bears, Nov. 19, 1939
- 33 Brooklyn vs. Phil-Pitt, Oct. 2, 1943

**Most Yards Gained Rushing, Both Teams, Game**

- 595 L.A. Rams (371) vs. N.Y. Yanks (224), Nov. 18, 1951
- 574 Chi. Bears (396) vs. Pittsburgh (178), Oct. 10, 1934
- 558 Bos. Redskins (420) vs. N.Y. Giants (138), Oct. 8, 1933

**Fewest Yards Gained Rushing, Both Teams, Game**

- 15 Detroit (-53) vs. Chi. Cardinals (38), Oct. 17, 1943
- 4 Detroit (-10) vs. Chi. Cardinals (14), Sept. 15, 1940
- 45 S.D. Chargers (21) vs. Philadelphia (24), Oct. 23, 2005

## AVERAGE GAIN

**Highest Average Gain, Rushing, Season**

- 5.74 Cle. Browns, 1963
- 5.65 San Francisco, 1954
- 5.56 S.D. Chargers, 1963

**Lowest Average Gain, Rushing, Season**

- 0.94 Philadelphia, 1940
- 1.45 Bos. Yanks, 1944
- 1.55 Pittsburgh, 1935

## TOUCHDOWNS

**Most Touchdowns, Rushing, Season**

- 36 Green Bay, 1962
- 33 Pittsburgh, 1976
- 32 Kansas City, 2003
- S.D. Chargers, 2006

**Fewest Touchdowns, Rushing, Season**

- 1 Brooklyn, 1934
- 2 Chi. Cardinals, 1933
- Cin. Reds, 1933
- Pittsburgh, 1934
- Philadelphia, 1935
- Philadelphia, 1936
- Philadelphia, 1937
- Philadelphia, 1938
- Pittsburgh, 1940
- Philadelphia, 1972
- N.Y. Jets, 1995
- Arizona, 2005
- 3 By many teams

**Most Touchdowns, Rushing, Game**

- 9 Rock Island vs. Evansville, Oct. 15, 1922
- Racine vs. Louisville, Nov. 5, 1922
- 8 Chi. Cardinals vs. Rochester, Oct. 7, 1923
- Kansas City vs. Atlanta, Oct. 24, 2004
- 7 By many teams

**Most Touchdowns, Rushing, Both Teams, Game**

- 9 Rock Island (9) vs. Evansville (0), Oct. 15, 1922
- Racine (9) vs. Louisville (0), Nov. 5, 1922
- Bal. Ravens (5) vs. Cle. Browns (4), Dec. 14, 2020
- New Orleans (7) vs. Minnesota (2), Dec. 25, 2020
- 8 Chi. Cardinals (8) vs. Rochester (0), Oct. 7, 1923
- Canton (7) vs. Cle. Indians (1), Nov. 25, 1923
- L.A. Rams (6) vs. N.Y. Yanks (2), Nov. 18, 1951
- Chi. Bears (5) vs. Green Bay (3), Nov. 6, 1955
- Denver (5) vs. Kansas City (3), Dec. 7, 2003
- Kansas City (8) vs. Atlanta (0), Oct. 24, 2004
- 7 In many games

## PASSING

## ATTEMPTS

**Most Passes Attempted, Season**

- 740 Detroit, 2012
- 731 Tampa Bay, 2021
- 709 Minnesota, 1981

**Fewest Passes Attempted, Season**

- 102 Cin. Reds, 1933
- 106 Bos. Redskins, 1933
- 120 Detroit, 1937

## ALL-TIME RECORDS

**Most Passes Attempted, Game**

- 70 New England vs. Minnesota, Nov. 13, 1994 (ot)
- Detroit vs. Arizona, Oct. 11, 2015
- 69 N.Y. Jets vs. Bal. Ravens, Dec. 24, 2000
- 68 Hou. Oilers vs. Buffalo, Nov. 1, 1964
- Cincinnati vs. Pittsburgh, Dec. 30, 2001 (ot)
- L.A. Rams vs. Tampa Bay, Sept. 29, 2019

**Fewest Passes Attempted, Game**

- 0 Green Bay vs. Portsmouth, Oct. 8, 1933
- Detroit vs. Cle. Rams, Sept. 10, 1937
- Pittsburgh vs. Brooklyn, Nov. 16, 1941
- Pittsburgh vs. L.A. Rams, Nov. 13, 1949
- Cle. Browns vs. Philadelphia, Dec. 3, 1950

**Most Passes Attempted, Both Teams, Game**

- 112 New England (70) vs. Minnesota (42), Nov. 13, 1994 (ot)
- 110 Denver (57) vs. New England (53), Nov. 2, 2014
- 109 Detroit (61) vs. Hou. Texans (48), Nov. 22, 2012 (ot)
- L.A. Rams (68) vs. Tampa Bay (41), Sept. 29, 2019

**Fewest Passes Attempted, Both Teams, Game**

- 4 Chi. Cardinals (1) vs. Detroit (3), Nov. 3, 1935
- Detroit (0) vs. Cle. Rams (4), Sept. 10, 1937
- 6 Chi. Cardinals (2) vs. Detroit (4), Sept. 15, 1940
- 8 Brooklyn (2) vs. Philadelphia (6), Oct. 1, 1939

## COMPLETIONS

**Most Passes Completed, Season**

- 492 Tampa Bay, 2021
- 472 New Orleans, 2011
- New Orleans, 2016
- 461 Denver, 2013

**Fewest Passes Completed, Season**

- 25 Cin. Reds, 1933
- 33 Bos. Redskins, 1933
- 34 Chi. Cardinals, 1934

**Most Passes Completed, Game**

- 45 New England vs. Minnesota, Nov. 13, 1994 (ot)
- L.A. Rams vs. Tampa Bay, Sept. 29, 2019
- 44 Pittsburgh vs. Bal. Ravens, Dec. 10, 2017
- 43 Washington vs. Detroit, Nov. 4, 1990 (ot)
- Oak. Raiders vs. Pittsburgh, Sept. 15, 2002
- Detroit vs. Tennessee, Sept. 23, 2012 (ot)
- Hou. Texans vs. Jacksonville, Nov. 18, 2012 (ot)
- S.D. Chargers vs. Green Bay, Oct. 18, 2015

**Fewest Passes Completed, Game**

- 0 By many teams. Last time: Buffalo vs. N.Y. Jets, Sept. 29, 1974

**Most Passes Completed, Both Teams, Game**

- 74 Dal. Cowboys (42) vs. Tampa Bay (32), Sept. 9, 2021
- 73 L.A. Rams (45) vs. Tampa Bay (28), Sept. 29, 2019
- 72 Detroit (43) vs. Tennessee (29), Sept. 23, 2012 (ot)
- Indianapolis (38) vs. New England (34), Oct. 4, 2018

**Fewest Passes Completed, Both Teams, Game**

- 1 Chi. Cardinals (0) vs. Philadelphia (1), Nov. 8, 1936
- Detroit (0) vs. Cle. Rams (1), Sept. 10, 1937
- Chi. Cardinals (0) vs. Detroit (1), Sept. 15, 1940
- Brooklyn (0) vs. Pittsburgh (1), Nov. 29, 1942
- 2 Chi. Cardinals (0) vs. Detroit (2), Nov. 3, 1935
- Buffalo (0) vs. N.Y. Jets (2), Sept. 29, 1974
- Chi. Cardinals (0) vs. Green Bay (2), Nov. 18, 1934
- 3 In seven games

## YARDS GAINED

**Most Seasons Leading League, Passing Yardage**

- 11 LA./S.D. Chargers, 1965, 1968, 1971, 1978-83, 1985, 2017
- 9 Ind./Bal. Colts, 1957, 1959, 1960, 1963, 1976, 2003-04, 2010, 2014
- 8 Chi. Bears, 1932, 1939, 1941, 1943, 1945, 1949, 1954, 1964
- Washington, 1938, 1940, 1944, 1947-48, 1967, 1974, 1989

**Most Consecutive Seasons Leading League, Passing Yardage**

- 6 S.D. Chargers, 1978-83
- 4 Green Bay, 1934-37
- 3 Miami, 1986-88
- Hou. Oilers, 1990-92
- St.L. Rams, 1999-2001

## ALL-TIME RECORDS

## PASSING

**Most Yards Gained, Passing, Season**

- 5,444 Denver, 2013
- 5,347 New Orleans, 2011
- 5,232 St.L. Rams, 2000

**Fewest Yards Gained, Passing, Season**

- 302 Chi. Cardinals, 1934
- 357 Cin. Reds, 1933
- 459 Bos. Redskins, 1934

**Most Yards Gained Passing, Game**

- 554 L.A. Rams vs. N.Y. Yanks, Sept. 28, 1951
- 530 Minnesota vs. Bal. Colts, Sept. 28, 1969
- 522 Pittsburgh vs. Indianapolis, Oct. 26, 2014

**Fewest Yards Gained, Passing, Game**

- 53 Denver vs. Oak. Raiders, Sept. 10, 1967
- 52 Cincinnati vs. Hou. Oilers, Oct. 31, 1971
- 39 Atlanta vs. San Francisco, Oct. 23, 1976

**Most Yards Gained, Passing, Both Teams, Game**

- 971 Detroit (502) vs. Green Bay (469), Jan. 1, 2012
- 907 Pittsburgh (522) vs. Indianapolis (385), Oct. 26, 2014
- 906 New England (516) vs. Miami (390), Sept. 12, 2011

**Fewest Yards Gained, Passing, Both Teams, Game**

- 11 Green Bay (-10) vs. Dal. Cowboys (-1), Oct. 24, 1965
- 1 Chi. Cardinals (0) vs. Philadelphia (1), Nov. 8, 1936
- 7 Brooklyn (0) vs. Pittsburgh (7), Nov. 29, 1942

**TIMES SACKED****Most Seasons Leading League, Fewest Times Sacked**

- 10 Miami, 1973, 1982-90
- 8 Ind./Bal. Colts, 1999-2000, 2004-06, 2009-10, 2018
- 5 N.Y. Jets, 1965-66, 1968, 1993, 2000
- L.A./S.D. Chargers, 1963-64, 1967, 1968, 2017

**Most Consecutive Seasons Leading League, Fewest Times Sacked**

- 9 Miami, 1982-90
- 3 St.L. Cardinals, 1974-76
- Indianapolis, 2004-06
- 2 By many teams

**Most Times Sacked, Season**

- 104 Philadelphia, 1986
- 78 Arizona, 1997
- 76 Hou. Texans, 2002

**Fewest Times Sacked, Season**

- 7 Miami, 1988
- 8 San Francisco, 1970
- St.L. Cardinals, 1975
- 9 N.Y. Jets, 1966
- Washington, 1991

**Most Times Sacked, Game**

- 12 Pittsburgh vs. Dal. Cowboys, Nov. 20, 1966
- Bal. Colts vs. St.L. Cardinals, Oct. 26, 1980
- Detroit vs. Chi. Bears, Dec. 16, 1984
- Hou. Oilers vs. Dal. Cowboys, Sept. 29, 1985
- Philadelphia vs. N.Y. Giants, Sept. 30, 2007
- 11 St.L. Cardinals vs. N.Y. Giants, Nov. 1, 1964
- L.A. Rams vs. Bal. Colts, Nov. 22, 1964
- Denver vs. Buffalo, Dec. 13, 1964
- Green Bay vs. Detroit, Nov. 7, 1965
- Buffalo vs. Oak. Raiders, Oct. 15, 1967
- Denver vs. Oak. Raiders, Nov. 5, 1967
- Atlanta vs. St.L. Cardinals, Nov. 24, 1968
- Detroit vs. Dal. Cowboys, Oct. 6, 1975
- Philadelphia vs. St.L. Cardinals, Dec. 18, 1983
- Cle. Browns vs. Kansas City, Sept. 30, 1984
- Minnesota vs. Chi. Bears, Oct. 28, 1984
- Atlanta vs. Cle. Browns, Nov. 18, 1984
- Dal. Cowboys vs. S.D. Chargers, Nov. 16, 1986
- Philadelphia vs. Detroit, Nov. 16, 1986
- Philadelphia vs. L.A. Raiders, Nov. 30, 1986 (ot)
- L.A. Raiders vs. Seattle, Dec. 8, 1986
- N.Y. Jets vs. Dal. Cowboys, Oct. 4, 1987
- Philadelphia vs. Chi. Bears, Oct. 4, 1987
- Dal. Cowboys vs. Philadelphia, Sept. 15, 1991
- Cle. Browns vs. Indianapolis, Sept. 6, 1992
- N.Y. Jets vs. S.D. Chargers, Dec. 23, 2012
- Tennessee vs. Bal. Ravens, Oct. 14, 2018
- 10 By many teams

**Most Times Sacked, Both Teams, Game**

- 18 Green Bay (10) vs. S.D. Chargers (8), Sept. 24, 1978
- 17 Buffalo (10) vs. N.Y. Titans (7), Nov. 23, 1961
- Pittsburgh (12) vs. Dal. Cowboys (5), Nov. 20, 1966
- Atlanta (9) vs. Philadelphia (8), Dec. 16, 1984
- Philadelphia (11) vs. L.A. Raiders (6), Nov. 30, 1986 (ot)
- 16 L.A. Rams (11) vs. Bal. Colts (5), Nov. 22, 1964
- Buffalo (11) vs. Oak. Raiders (5), Oct. 15, 1967

**COMPLETION PERCENTAGE****Most Seasons Leading League, Completion Percentage**

- 14 San Francisco, 1952, 1957-58, 1965, 1981, 1983, 1987, 1989, 1992-97
- 12 Washington, 1937, 1939-40, 1942-45, 1947-48, 1969-70, 2015
- 9 New Orleans, 1978, 2009-11, 2014, 2017-20

**Most Consecutive Seasons Leading League, Completion Percentage**

- 6 San Francisco, 1992-97
- 4 Washington, 1942-45
- Kansas City, 1966-69
- New Orleans, 2017-20
- 3 Cle. Browns, 1953-55
- St.L. Rams, 1999-2001
- New Orleans, 2009-11

**Highest Completion Percentage, Season**

- 73.41 New Orleans, 2018 (381-519)
- 72.01 New Orleans, 2017 (386-536)
- 71.94 New Orleans, 2019 (581-418)

**Lowest Completion Percentage, Season**

- 22.9 Philadelphia, 1936 (170-39)
- 24.5 Cin. Reds, 1933 (102-25)
- 25.0 Pittsburgh, 1941 (168-42)

**TOUCHDOWNS****Most Touchdowns, Passing, Season**

- 55 Denver, 2013
- 51 Indianapolis, 2004
- Green Bay, 2011
- 50 New England, 2007
- Kansas City, 2018

**Fewest Touchdowns, Passing, Season**

- 0 Cin. Reds, 1933
- Pittsburgh, 1945
- 1 Bos. Braves, 1932
- Bos. Redskins, 1933
- Chi. Cardinals, 1934
- Cin. Reds/St.L. Gunners, 1934
- Detroit, 1942
- 2 Chi. Cardinals, 1932
- Staten Island, 1932
- Chi. Cardinals, 1935
- Brooklyn, 1936
- Pittsburgh, 1942

**Most Touchdowns, Passing, Game**

- 7 Chi. Bears vs. N.Y. Giants, Nov. 14, 1943
- Philadelphia vs. Washington, Oct. 17, 1954
- Hou. Oilers vs. N.Y. Titans, Nov. 19, 1961
- Hou. Oilers vs. N.Y. Titans, Oct. 14, 1962
- N.Y. Giants vs. Washington, Oct. 28, 1962
- Minnesota vs. Bal. Colts, Sept. 28, 1969
- S.D. Chargers vs. Oak. Raiders, Nov. 22, 1981
- Denver vs. Bal. Ravens, Sept. 5, 2013
- Philadelphia vs. Oak. Raiders, Nov. 3, 2013
- New Orleans vs. N.Y. Giants, Nov. 1, 2015
- 6 By many teams

**Most Touchdowns, Passing, Both Teams, Game**

- 13 New Orleans (7) vs. N.Y. Giants (6), Nov. 1, 2015
- 12 New Orleans (6) vs. St.L. Cardinals (6), Nov. 2, 1969
- 11 N.Y. Giants (7) vs. Washington (4), Oct. 28, 1962
- Oak. Raiders (6) vs. Hou. Oilers (5), Dec. 22, 1963
- Cincinnati (6) vs. Cle. Browns (5), Sept. 16, 2007
- Green Bay (6) vs. Detroit (5), Jan. 1, 2012

## PASSING-PUNTING-PUNT RETURNS

## ALL-TIME RECORDS

## PASSES HAD INTERCEPTED

## Most Passes Had Intercepted, Season

- 48 Hou. Oilers, 1962
- 45 Denver, 1961
- 41 Card-Pitt, 1944

## Fewest Passes Had Intercepted, Season

- 2 New England, 2016
- 4 Green Bay, 2018
- Green Bay, 2019
- 5 Cle. Browns, 1960
- Green Bay, 1966
- Kansas City, 1990
- N.Y. Giants, 1990
- New England, 2010
- San Francisco, 2011
- Minnesota, 2016
- Kansas City, 2019
- Green Bay, 2020

## Most Passes Had Intercepted, Game

- 9 Detroit vs. Green Bay, Oct. 24, 1943
- Pittsburgh vs. Philadelphia, Dec. 12, 1965
- 8 Green Bay vs. N.Y. Giants, Nov. 21, 1948
- Chi. Cardinals vs. Philadelphia, Sept. 24, 1950
- N.Y. Yanks vs. N.Y. Giants, Dec. 16, 1951
- Denver vs. Hou. Oilers, Dec. 2, 1962
- Chi. Bears vs. Detroit, Sept. 22, 1968
- Bal. Colts vs. N.Y. Jets, Sept. 23, 1973
- 7 By many teams. Last time: Detroit vs. Cle. Browns, Sept. 23, 2001

## Most Passes Had Intercepted, Both Teams, Game

- 13 Denver (8) vs. Hou. Oilers (5), Dec. 2, 1962
- 11 Philadelphia (7) vs. Bos. Redskins (4), Nov. 3, 1935
- Bos. Redskins (6) vs. Pittsburgh (5), Dec. 1, 1935
- Cle. Rams (7) vs. Green Bay (4), Oct. 30, 1938
- Green Bay (7) vs. Detroit (4), Oct. 20, 1940
- Detroit (7) vs. Chi. Bears (4), Nov. 22, 1942
- Detroit (7) vs. Cle. Rams (4), Nov. 26, 1944
- Chi. Cardinals (8) vs. Philadelphia (3), Sept. 24, 1950
- Washington (7) vs. N.Y. Giants (4), Dec. 8, 1963
- Pittsburgh (9) vs. Philadelphia (2), Dec. 12, 1965
- 10 In many games

## PUNTING

## Most Seasons Leading League (Average Distance)

- 10 Oak./Las Vegas Raiders, 1974-75, 1977-78, 2003-04, 2007, 2009, 2013, 2021
- 8 Washington, 1940-43, 1945, 1958, 2014, 2019
- 7 Denver 1962-64, 1966-67, 1982, 1999
- L.A./St.L. Rams, 1946, 1949, 1955-56, 1994, 2008, 2015

## Most Consecutive Seasons Leading League (Average Distance)

- 4 Washington, 1940-43
- 3 Cle. Browns, 1950-52
- Denver, 1962-64
- Kansas City, 1971-73

## Most Punts, Season

- 116 Hou. Texans, 2002
- 114 Chi. Bears, 1981
- 113 Bos. Redskins, 1934
- Brooklyn, 1934
- Dal. Cowboys, 2002

## Fewest Punts, Season

- 23 S.D. Chargers, 1982
- 31 Cincinnati, 1982
- 32 Chi. Bears, 1941

## Most Punts, Game

- 17 Chi. Bears vs. Green Bay, Oct. 22, 1933
- Cin. Reds vs. Pittsburgh, Oct. 22, 1933
- 16 Cin. Reds vs. Portsmouth, Sept. 17, 1933
- Chi. Cardinals vs. Chi. Bears, Nov. 30, 1933
- Chi. Cardinals vs. Detroit, Sept. 15, 1940
- Oak. Raiders vs. S.D. Chargers, Oct. 11, 1998
- 15 Chi. Cardinals vs. Cin. Reds, Nov. 12, 1933
- N.Y. Giants vs. Chi. Bears, Nov. 17, 1935
- Philadelphia vs. N.Y. Giants, Dec. 6, 1987 (ot)

## Fewest Punts, Game

- 0 By many teams. Last time: Buffalo vs. Atlanta, Jan. 2, 2022

## Most Punts, Both Teams, Game

- 31 Chi. Bears (17) vs. Green Bay (14), Oct. 22, 1933
- Cin. Reds (17), vs. Pittsburgh (14), Oct. 22, 1933
- 29 Chi. Cardinals (15) vs. Cin. Reds (14), Nov. 12, 1933
- Chi. Cardinals (16) vs. Chi. Bears (13), Nov. 30, 1933
- Chi. Cardinals (16) vs. Detroit (13), Sept. 15, 1940
- 28 Philadelphia (14) vs. Washington (14), Nov. 5, 1939

## Fewest Punts, Both Teams, Game

- 0 Buffalo vs. San Francisco, Sept. 13, 1992
- Chi. Bears vs. Green Bay, Sept. 28, 2014
- New Orleans vs. Green Bay, Oct. 26, 2014
- Philadelphia vs. Kansas City, Oct. 3, 2021
- 1 Bal. Colts (0) vs. Cle. Browns (1), Nov. 1, 1959
- Dal. Cowboys (0) vs. Cle. Browns (1), Dec. 3, 1961
- Chi. Bears (0) vs. Detroit (1), Oct. 1, 1972
- San Francisco (0) vs. N.Y. Giants (1), Oct. 15, 1972
- Green Bay (0) vs. Buffalo (1), Dec. 5, 1982
- Miami (0) vs. Buffalo (1), Oct. 12, 1986
- Green Bay (0) vs. Chi. Bears (1), Dec. 17, 1989
- Oak. Raiders (0) vs. Seattle (1), Dec. 5, 1999
- Tampa Bay (0) vs. Minnesota (1), Oct. 29, 2000
- New Orleans (0) vs. San Francisco (1), Oct. 20, 2002
- S.D. Chargers (0) vs. Oak. Raiders (1), Jan. 1, 2012
- Denver (0) vs. Dal. Cowboys (1), Oct. 6, 2013
- New England (0) vs. Kansas City (1), Oct. 14, 2018
- San Francisco (0) vs. N.Y. Giants (1), Sept. 27, 2020
- Cincinnati (0) vs. Cle. Browns (1), Oct. 25, 2020
- New Orleans (0) vs. Carolina (1), Oct. 25, 2020
- Tampa Bay (0) vs. Atlanta (1), Jan. 3, 2021
- L.A. Chargers (0) vs. Dal. Cowboys (1), Sept. 19, 2021
- L.A. Chargers (0) vs. Hou. Texans (1), Dec. 26, 2021
- 2 In many games

## AVERAGE YARDAGE

## Highest Avg. Distance, Punting, Season

- 51.1 Oak. Raiders, 2009
- 50.9 San Francisco, 2011
- 50.8 Buffalo, 2020

## Lowest Average Distance, Punting, Season

- 32.7 Card-Pitt, 1944 (60-1,964)
- 33.8 Cincinnati, 1986 (59-1,996)
- 33.9 Detroit, 1969 (74-2,510)

## PUNT RETURNS

## Most Seasons Leading League (Average Return)

- 10 Detroit, 1943-45, 1951-52, 1962, 1966, 1969, 1991, 2017
- 7 Ari./St.L./Chi. Cardinals, 1948-49, 1955-56, 1959, 1986-87
- K.C. Chiefs/Dal. Texans, 1960, 1968, 1970, 1979-80, 2003, 2016
- 6 Green Bay, 1950, 1953-54, 1961, 1972, 1996

## Most Consecutive Seasons Leading League (Average Return)

- 3 Detroit, 1943-45
- 2 By many teams

## Most Punt Returns, Season

- 71 Pittsburgh, 1976
- Tampa Bay, 1979
- L.A. Raiders, 1985
- 67 Pittsburgh, 1974
- L.A. Rams, 1978
- L.A. Raiders, 1984
- 65 San Francisco, 1976

## Fewest Punt Returns, Season

- 10 N.Y. Jets, 2020
- 11 Green Bay, 2020
- 12 Bal. Colts, 1981
- S.D. Chargers, 1982

## ALL-TIME RECORDS

## Most Punt Returns, Game

- 12 Philadelphia vs. Cle. Browns, Dec. 3, 1950
- 11 Chi. Bears vs. Chi. Cardinals, Oct. 8, 1950
- Washington vs. Tampa Bay, Oct. 9, 1977
- 10 Philadelphia vs. N.Y. Giants, Nov. 26, 1950
- Philadelphia vs. Tampa Bay, Sept. 18, 1977
- Pittsburgh vs. Buffalo, Dec. 16, 1979
- Washington vs. New Orleans, Dec. 26, 1982
- Philadelphia vs. Seattle, Dec. 13, 1992 (ot)
- New England vs. Pittsburgh, Dec. 5, 1993

## Most Punt Returns, Both Teams, Game

- 17 Philadelphia (12) vs. Cle. Browns (5), Dec. 3, 1950
- 16 N.Y. Giants (9) vs. Philadelphia (7), Dec. 12, 1954
- Washington (11) vs. Tampa Bay (5), Oct. 9, 1977
- Oak Raiders (8) vs. S.D. Chargers (8), Oct. 11, 1998
- 15 Detroit (8) vs. Cle. Rams (7), Sept. 27, 1942
- L.A. Rams (8) vs. Bal. Colts (7), Nov. 27, 1966
- Pittsburgh (8) vs. Hou. Oilers (7), Dec. 1, 1974
- Philadelphia (10) vs. Tampa Bay (5), Sept. 18, 1977
- Bal. Colts (9) vs. Kansas City (6), Sept. 2, 1979
- Washington (10) vs. New Orleans (5), Dec. 26, 1982
- L.A. Raiders (8) vs. Cle. Browns (7), Nov. 16, 1986

## FAIR CATCHES

## Most Fair Catches, Season

- 38 N.Y. Jets, 2012
- 37 Detroit, 2014
- 36 San Francisco, 2016

## Fewest Fair Catches, Season

- 0 S.D. Chargers, 1975
- New England, 1976
- Tampa Bay, 1976
- Pittsburgh, 1977
- Dal. Cowboys, 1982
- 1 Cle. Browns, 1974
- San Francisco, 1975
- Kansas City, 1976
- St.L. Cardinals, 1976
- S.D. Chargers, 1976
- L.A. Rams, 1982
- St.L. Cardinals, 1982
- Tampa Bay, 1982
- Arizona, 2001
- Atlanta, 2019
- 2 By many teams

## Most Fair Catches, Game

- 7 Minnesota vs. Dal. Cowboys, Sept. 25, 1966
- N.Y. Jets vs. Miami, Nov. 20, 1966
- Detroit vs. Chi. Bears, Nov. 21, 1976
- Philadelphia vs. Buffalo, Dec. 27, 1987
- Tennessee vs. Jacksonville, Nov. 16, 2008
- N.Y. Giants vs. Philadelphia, Dec. 28, 2014
- San Francisco vs. L.A. Rams, Sept. 12, 2016
- 6 By many teams

## YARDS GAINED

## Most Yards, Punt Returns, Season

- 875 Green Bay, 1996
- 785 L.A. Raiders, 1985
- 781 Chi. Bears, 1948

## Fewest Yards, Punt Returns, Season

- 27 St.L. Cardinals, 1965
- 35 N.Y. Giants, 1965
- 37 New England, 1972

## Most Yards, Punt Returns, Game

- 231 Detroit vs. San Francisco, Oct. 6, 1963
- 225 Oak Raiders vs. Buffalo, Sept. 15, 1968
- 219 L.A. Rams vs. Atlanta, Oct. 11, 1981

## Fewest Yards, Punt Returns, Game

- 28 Washington vs. Dal. Cowboys, Dec. 11, 1966
- 23 N.Y. Giants vs. Buffalo, Oct. 20, 1975
- Pittsburgh vs. Hou. Oilers, Sept. 20, 1970
- 20 New Orleans vs. Pittsburgh, Oct. 20, 1968

## PUNT RETURNS

## Most Yards, Punt Returns, Both Teams, Game

- 282 L.A. Rams (219) vs. Atlanta (63), Oct. 11, 1981
- 245 Detroit (231) vs. San Francisco (14), Oct. 6, 1963
- 244 Oak Raiders (225) vs. Buffalo (19), Sept. 15, 1968

## Fewest Yards, Punt Returns, Both Teams, Game

- 18 Buffalo (-18) vs. Pittsburgh (0), Oct. 29, 1972
- 14 Miami (-14) vs. Bos. Patriots (0), Nov. 30, 1969
- Tennessee (-14) vs. New Orleans (0), Sept. 21, 2003
- 13 N.Y. Giants (-13) vs. Cle. Browns (0), Nov. 14, 1965

## AVERAGE YARDS RETURNING PUNTS

## Highest Average, Punt Returns, Season

- 20.2 Chi. Bears, 1941
- 19.1 Chi. Cardinals, 1948
- 18.2 Chi. Cardinals, 1949

## Lowest Average, Punt Returns, Season

- 1.2 St.L. Cardinals, 1965 (23-27)
- 1.5 N.Y. Giants, 1965 (24-35)
- 1.7 Washington, 1970 (27-45)

## TOUCHDOWNS RETURNING PUNTS

## Most Touchdowns, Punt Returns, Season

- 5 Chi. Cardinals, 1959
- 4 Chi. Cardinals, 1948
- Detroit, 1951
- N.Y. Giants, 1951
- Denver, 1976
- Chi. Bears, 2007
- Arizona, 2011
- 3 Washington, 1941
- Detroit, 1952
- Pittsburgh, 1952
- Hou. Oilers, 1975
- L.A. Rams, 1981
- Cle. Browns, 1993
- Green Bay, 1996
- Denver, 1997
- S.D. Chargers, 1997
- Chi. Bears, 2006
- Tennessee, 2006
- New Orleans, 2008
- Oak Raiders, 2008
- Chi. Bears, 2010
- Dal. Cowboys, 2010
- Tennessee, 2012

## Most Touchdowns, Punt Returns, Game

- 2 Detroit vs. L.A. Rams, Oct. 14, 1951
- Detroit vs. Green Bay, Nov. 22, 1951
- Chi. Cardinals vs. Pittsburgh, Nov. 1, 1959
- Chi. Cardinals vs. N.Y. Giants, Nov. 22, 1959
- N.Y. Titans vs. Denver, Sept. 24, 1961
- Denver vs. Cle. Browns, Sept. 26, 1976
- L.A. Rams vs. Atlanta, Oct. 11, 1981
- St.L. Cardinals vs. Tampa Bay, Dec. 21, 1986
- L.A. Rams vs. Atlanta, Dec. 27, 1992
- Cle. Browns vs. Pittsburgh, Oct. 24, 1993
- S.D. Chargers vs. Cincinnati, Nov. 2, 1997
- Denver vs. Carolina, Nov. 9, 1997
- Bal. Ravens vs. Seattle, Dec. 7, 1997
- Bal. Ravens vs. N.Y. Jets, Dec. 24, 2000
- Oak Raiders vs. Tennessee, Sept. 29, 2002
- Carolina vs. Cincinnati, Dec. 8, 2002
- Detroit at Jacksonville, Nov. 14, 2004 (ot)
- New Orleans vs. Minnesota, Oct. 6, 2008
- Tennessee vs. Jacksonville, Dec. 30, 2012
- Indianapolis vs. Carolina, Dec. 22, 2019



**KICKOFF RETURNS-FUMBLES****ALL-TIME RECORDS****Most Touchdowns, Punt Returns, Both Teams, Game**

- 2 Philadelphia (1) vs. Washington (1), Nov. 9, 1952
- Kansas City (1) vs. Buffalo (1), Sept. 11, 1966
- Bal. Colts (1) vs. New England (1), Nov. 18, 1979
- L.A. Raiders (1) vs. Philadelphia (1), Nov. 30, 1986 (ot)
- Cincinnati (1) vs. Green Bay (1), Sept. 20, 1992
- Oak. Raiders (1) vs. Seattle (1), Nov. 15, 1998
- Atlanta (1) vs. Tennessee (1), Nov. 23, 2003
- S.D. Chargers (1) vs. Denver (1), Oct. 19, 2009
- St.L. Rams (1) vs. Arizona (1), Nov. 27, 2011
- St.L. Rams (1) vs. Seattle (1), Sept. 13, 2015 (ot)

(Also see previous record)

**KICKOFF RETURNS****Most Seasons Leading League (Average Return)**

- 8 Washington, 1942, 1947, 1962-63, 1973-74, 1981, 1995
- 7 Chi. Bears, 1943, 1948, 1958, 1966, 1972, 1985, 2019
- 6 N.Y. Giants, 1944, 1946, 1949, 1951, 1953, 2004
- Hou. Oilers/Tenn. Titans, 1960, 1962-63, 1968, 2008, 2018

**Most Consecutive Seasons Leading League (Average Return)**

- 3 Denver, 1965-67
- 2 By many teams

**Most Kickoff Returns, Season**

- 96 Detroit, 2009
- 89 Cle. Browns, 1999
- 88 New Orleans, 1980

**Fewest Kickoff Returns, Season**

- 12 Miami, 2020
- 13 Dal. Cowboys, 2018
- 14 Hou. Texans, 2019

**Most Kickoff Returns, Game**

- 12 N.Y. Giants vs. Washington, Nov. 27, 1966
- 11 Kansas City vs. Buffalo, Nov. 23, 2008
- 10 By many teams

**Most Kickoff Returns, Both Teams, Game**

- 19 N.Y. Giants (12) vs. Washington (7), Nov. 27, 1966
- Cle. Browns (10) vs. Cincinnati (9), Nov. 28, 2004
- 18 Hou. Oilers (10) vs. Oak. Raiders (8), Dec. 22, 1963
- 17 Washington (9) vs. Green Bay (8), Oct. 17, 1983
- S.D. Chargers (9) vs. Pittsburgh (8), Dec. 8, 1985
- Detroit (9) vs. Green Bay (8), Nov. 27, 1986
- L.A. Raiders (9) vs. Seattle (8), Dec. 18, 1988
- Oak. Raiders (10) vs. Seattle (7), Oct. 26, 1997
- Buffalo (9) vs. Minnesota (8), Sept. 15, 2002 (ot)
- Cincinnati (10) vs. Cle. Browns (7), Sept. 16, 2007
- Kansas City (11) vs. Buffalo (6), Nov. 23, 2008

**YARDS GAINED****Most Yards, Kickoff Returns, Season**

- 2,296 Arizona, 2000
- 2,173 Hou. Texans, 2005
- 2,084 Arizona, 2010

**Fewest Yards, Kickoff Returns, Season**

- 215 Miami, 2020
- 282 N.Y. Giants, 1940
- 283 Dal. Cowboys, 2018

**Most Yards, Kickoff Returns, Game**

- 367 Bal. Ravens vs. Minnesota, Dec. 13, 1998
- 362 Detroit vs. L.A. Rams, Oct. 29, 1950
- 304 Chi. Bears vs. Green Bay, Nov. 9, 1952
- New Orleans vs. L.A. Rams, Oct. 23, 1994

**Most Yards, Kickoff Returns, Both Teams, Game**

- 560 Detroit (362) vs. L.A. Rams (198), Oct. 29, 1950
- 511 Bal. Ravens (367) vs. Minnesota (144), Dec. 13, 1998
- 501 New Orleans (304) vs. L.A. Rams (197), Oct. 23, 1994

**AVERAGE YARDAGE****Highest Average, Kickoff Returns, Season**

- 32.0 Tennessee, 2018
- 29.9 Kansas City, 2013
- 29.4 Chi. Bears, 1972

**Lowest Average, Kickoff Returns, Season**

- 14.6 Tampa Bay, 2016 (21-307)
- 14.7 N.Y. Jets, 1993 (46-675)
- 15.8 N.Y. Giants, 1993 (32-507)

**TOUCHDOWNS****Most Touchdowns, Kickoff Returns, Season**

- 4 Green Bay, 1967
- Chi. Bears, 1970
- Detroit, 1994
- Hou. Texans, 2007
- 3 L.A. Rams, 1950
- Chi. Cardinals, 1954
- San Francisco, 1963
- Denver, 1966
- Chi. Bears, 1967
- New England, 1977
- L.A. Rams, 1985
- Atlanta, 2000
- Buffalo, 2004
- N.Y. Jets, 2007
- Cle. Browns, 2009
- Oak. Raiders, 2010
- Seattle, 2010
- 2 By many teams

**Most Touchdowns, Kickoff Returns, Game**

- 2 Chi. Bears vs. Green Bay, Sept. 22, 1940
- Chi. Bears vs. Green Bay, Nov. 9, 1952
- Philadelphia vs. Dal. Cowboys, Nov. 6, 1966
- Green Bay vs. Cle. Browns, Nov. 12, 1967
- L.A. Rams vs. Green Bay, Nov. 24, 1985
- New Orleans vs. L.A. Rams, Oct. 23, 1994
- Bal. Ravens vs. Minnesota, Dec. 13, 1998
- N.Y. Jets vs. Buffalo, Sept. 8, 2002 (ot)
- Chi. Bears vs. St.L. Rams, Dec. 11, 2006
- Hou. Texans vs. Jacksonville, Dec. 30, 2007
- Miami vs. N.Y. Jets, Nov. 1, 2009
- Cle. Browns vs. Kansas City, Dec. 20, 2009
- Seattle vs. S.D. Chargers, Sept. 26, 2010

**Most Touchdowns, Kickoff Returns, Both Teams, Game**

- 3 Bal. Ravens (2) vs. Minnesota (1), Dec. 13, 1998
- 2 In many games

**FUMBLES****Most Fumbles, Season**

- 56 Chi. Bears, 1938
- San Francisco, 1978
- 54 Philadelphia, 1946
- 51 New England, 1973

**Fewest Fumbles, Season**

- 6 New Orleans, 2011
- 7 Kansas City, 2002
- 8 Cle. Browns, 1959
- Atlanta, 2016
- Indianapolis, 2020
- N.Y. Jets, 2020

**Most Fumbles, Game**

- 10 Phil-Pitt vs. N.Y. Giants, Oct. 9, 1943
- Detroit vs. Minnesota, Nov. 12, 1967
- Kansas City vs. Hou. Oilers, Oct. 12, 1969
- San Francisco vs. Detroit, Dec. 17, 1978
- 9 Philadelphia vs. Green Bay, Oct. 13, 1946
- Bos. Patriots at Oak. Raiders, Dec. 16, 1962
- Kansas City vs. S.D. Chargers, Nov. 15, 1964
- N.Y. Giants vs. Buffalo, Oct. 20, 1975
- St.L. Cardinals vs. Washington, Oct. 25, 1976
- S.D. Chargers vs. Green Bay, Sept. 24, 1978
- Pittsburgh vs. Cincinnati, Oct. 14, 1979
- Cle. Browns vs. Seattle, Dec. 20, 1981
- Cle. Browns vs. Pittsburgh, Dec. 23, 1990
- Oak. Raiders vs. Seattle, Dec. 22, 1996
- 8 By many teams

## ALL-TIME RECORDS

## FUMBLES

**Most Fumbles, Both Teams, Game**

- 14 Chi. Bears (7) vs. Cle. Rams (7), Nov. 24, 1940  
St.L. Cardinals (8) vs. N.Y. Giants (6), Sept. 17, 1961  
Kansas City (10) vs. Hou. Oilers (4), Oct. 12, 1969
- 13 Washington (8) vs. Pittsburgh (5), Nov. 14, 1937  
Philadelphia (7) vs. Bos. Yanks (6), Dec. 8, 1946  
N.Y. Giants (7) vs. Washington (6), Nov. 5, 1950  
Kansas City (9) vs. S.D. Chargers (4), Nov. 15, 1964  
Buffalo (7) vs. Denver (6), Dec. 13, 1964  
N.Y. Jets (7) vs. Hou. Oilers (6), Sept. 12, 1965  
Cle. Browns (7) vs. New Orleans (6), Dec. 12, 1971  
Hou. Oilers (8) vs. Pittsburgh (5), Dec. 9, 1973  
St.L. Cardinals (9) vs. Washington (4), Oct. 25, 1976  
Cle. Browns (9) vs. Seattle (4), Dec. 20, 1981  
Green Bay (7) vs. Detroit (6), Oct. 6, 1985
- 12 In many games

**FUMBLES LOST****Most Fumbles Lost, Season**

- 36 Chi. Cardinals, 1959
- 31 Green Bay, 1952
- 29 Chi. Cardinals, 1946  
Pittsburgh, 1950  
Cle. Browns, 1978

**Fewest Fumbles Lost, Season**

- 2 Kansas City, 2002  
Minnesota, 2014  
New Orleans, 2019
- 3 Philadelphia, 1938  
Minnesota, 1980  
N.Y. Giants, 2008  
Pittsburgh, 2016  
Kansas City, 2017
- 4 By many teams

**Most Fumbles Lost, Game**

- 8 St.L. Cardinals vs. Washington, Oct. 25, 1976  
Cle. Browns vs. Pittsburgh, Dec. 23, 1990
- 7 Cincinnati vs. Buffalo, Nov. 30, 1969  
Pittsburgh vs. Cincinnati, Oct. 14, 1979  
Cle. Browns vs. Seattle, Dec. 20, 1981
- 6 By many teams

**FUMBLES RECOVERED****Most Fumbles Recovered, Season, Own and Opponents'**

- 58 Minnesota, 1963 (27 own, 31 opp)
- 51 Chi. Bears, 1938 (37 own, 14 opp)  
San Francisco, 1978 (24 own, 27 opp)
- 50 Philadelphia, 1987 (23 own, 27 opp)

**Fewest Fumbles Recovered, Season, Own and Opponents'**

- 7 New Orleans, 2011 (0 own, 7 opp)  
Pittsburgh, 2011 (3 own, 4 opp)  
Detroit, 2016 (3 own, 4 opp)  
Minnesota, 2017 (2 own, 5 opp)
- 8 Jacksonville, 2021 (6 own, 2 opp)
- 9 San Francisco, 1982 (5 own, 4 opp)  
Detroit, 2020 (4 own, 5 opp)  
Denver, 2021 (3 own, 6 opp)

**Most Fumbles Recovered, Game, Own and Opponents'**

- 10 Denver vs. Buffalo, Dec. 13, 1964 (5 own, 5 opp)  
Pittsburgh vs. Hou. Oilers, Dec. 9, 1973  
(5 own, 5 opp)  
Washington vs. St.L. Cardinals, Oct. 25, 1976  
(2 own, 8 opp)
- 9 St.L. Cardinals vs. N.Y. Giants, Sept. 17, 1961  
(6 own, 3 opp)  
Hou. Oilers vs. Cincinnati, Oct. 27, 1974  
(4 own, 5 opp)  
Kansas City vs. Dal. Cowboys, Nov. 10, 1975 (4 own, 5 opp)  
Green Bay vs. Detroit, Oct. 6, 1985 (5 own, 4 opp)  
Pittsburgh vs. Cle. Browns, Dec. 23, 1990  
(1 own, 8 opp)
- 8 By many teams

**Most Own Fumbles Recovered, Season**

- 37 Chi. Bears, 1938
- 28 Pittsburgh, 1987
- 27 Philadelphia, 1946  
Minnesota, 1963

**Fewest Own Fumbles Recovered, Season**

- 0 New Orleans, 2011
- 1 Indianapolis, 2006  
Philadelphia, 2008  
Tennessee, 2017  
L.A. Chargers, 2021
- 2 Washington, 1958  
Miami, 2000  
Atlanta, 2011  
Dal. Cowboys, 2017  
Minnesota, 2017  
Indianapolis, 2020  
N.Y. Jets, 2020

**Most Opponents' Fumbles Recovered, Season**

- 31 Minnesota, 1963
- 29 Cle. Browns, 1951
- 28 Green Bay, 1946  
Hou. Oilers, 1977  
Seattle, 1983

**Fewest Opponents' Fumbles Recovered, Season**

- 2 N.Y. Jets, 2013  
Cincinnati, 2017  
Jacksonville, 2021
- 3 L.A. Rams, 1974  
Green Bay, 1995  
Miami, 2011  
Indianapolis, 2012  
Dal. Cowboys, 2015  
Miami, 2015  
San Francisco, 2015  
Chi. Bears, 2016  
Cincinnati, 2016  
Cle. Browns, 2016  
Oak. Raiders, 2018  
Miami, 2019  
L.A. Chargers, 2019
- 4 Philadelphia, 1944  
San Francisco, 1982  
Jacksonville, 2006  
Jacksonville, 2008  
Pittsburgh, 2011  
S.D. Chargers, 2011  
St.L. Rams, 2012  
Hou. Texans, 2013  
Tennessee, 2014  
Detroit, 2016  
N.Y. Jets, 2016  
Atlanta, 2018  
New England, 2020  
Philadelphia, 2021

**Most Opponents' Fumbles Recovered, Game**

- 8 Washington vs. St.L. Cardinals, Oct. 25, 1976  
Pittsburgh vs. Cle. Browns, Dec. 23, 1990
- 7 Buffalo vs. Cincinnati, Nov. 30, 1969  
Cincinnati vs. Pittsburgh, Oct. 14, 1979  
Seattle vs. Cle. Browns, Dec. 20, 1981
- 6 By many teams

**TOUCHDOWNS****Most Touchdowns, Fumbles Recovered, Season, Own and Opponents'**

- 7 Arizona, 2010 (3 own, 4 opp)
- 5 Chi. Bears, 1942 (1 own, 4 opp)  
L.A. Rams, 1952 (1 own, 4 opp)  
San Francisco, 1965 (1 own, 4 opp)  
Oak. Raiders, 1978 (2 own, 3 opp)  
Jacksonville, 2017 (5 opp)  
Philadelphia, 2017 (1 own, 4 opp)
- 4 Chi. Bears, 1948 (1 own, 3 opp)  
Bos. Yanks, 1948 (4 opp)

## PENALTIES

Denver, 1979 (1 own, 3 opp)  
 Atlanta, 1981 (1 own, 3 opp)  
 Denver, 1984 (4 opp)  
 St.L. Cardinals, 1987 (4 opp)  
 Minnesota, 1989 (4 opp)  
 Atlanta, 1991 (4 opp)  
 Philadelphia, 1995 (4 opp)  
 Atlanta, 1998 (4 opp)  
 New Orleans, 1998 (4 opp)  
 Kansas City, 1999 (4 opp)  
 New England, 2012 (1 own, 3 opp)  
 Bal. Ravens, 2019 (4 opp)  
 Tampa Bay, 2019 (4 opp)

**Most Touchdowns, Own Fumbles Recovered, Season**

3 Arizona, 2010  
 2 Chi. Bears, 1953  
 New England, 1973  
 Buffalo, 1974  
 Denver, 1975  
 Oak. Raiders, 1978  
 Green Bay, 1982  
 New Orleans, 1983  
 Cle. Browns, 1986  
 Green Bay, 1989  
 Miami, 1996  
 Buffalo, 2000  
 Philadelphia, 2007  
 Washington, 2012

**Most Touchdowns, Opponents' Fumbles Recovered, Season**

5 Jacksonville, 2017  
 4 Detroit, 1937  
 Chi. Bears, 1942  
 Bos. Yanks, 1948  
 L.A. Rams, 1952  
 San Francisco, 1965  
 Denver, 1984  
 St.L. Cardinals, 1987  
 Minnesota, 1989  
 Atlanta, 1991  
 Philadelphia, 1995  
 Atlanta, 1998  
 New Orleans, 1998  
 Kansas City, 1999  
 Arizona, 2010  
 Philadelphia, 2017  
 Bal. Ravens, 2019  
 Tampa Bay, 2019  
 3 By many teams

**Most Touchdowns, Fumbles Recovered, Game, Own and Opponents'**

2 By many teams

**Most Touchdowns, Fumbles Recovered, Game, Both Teams, Own and Opponents'**

3 Detroit (2) vs. Minnesota (1), Dec. 9, 1962  
 (2 own, 1 opp)  
 Green Bay (2) vs. Dal. Cowboys (1), Nov. 29, 1964 (3 opp)  
 Oak. Raiders (2) vs. Buffalo (1), Dec. 24, 1967 (3 opp)  
 Oak. Raiders (2) vs. Philadelphia (1), Sept. 24, 1995  
 (3 opp)  
 Tennessee (2) vs. Pittsburgh (1), Jan. 2, 2000 (3 opp)

**Most Touchdowns, Own Fumbles Recovered, Game**

2 Miami vs. New England, Sept. 1, 1996

**Most Touchdowns, Opponents' Fumbles Recovered, Game**

2 Many times. Last time:  
 Carolina vs. Minnesota, Nov. 29, 2020

**Most Touchdowns, Opponents' Fumbles Recovered, Game, Both Teams**

3 Green Bay (2) vs. Dal. Cowboys (1), Nov. 29, 1964  
 Oak. Raiders (2) vs. Buffalo (1), Dec. 24, 1967  
 Oak. Raiders (2) vs. Philadelphia (1), Sept. 24, 1995  
 Tennessee (2) vs. Pittsburgh (1), Jan. 2, 2000

## ALL-TIME RECORDS

## TURNOVERS

(Number of times losing the ball on interceptions and fumbles.)

**Most Turnovers, Season**

65 Denver, 1961  
 63 San Francisco, 1978  
 58 Chi. Bears, 1947  
 Pittsburgh, 1950  
 N.Y. Giants, 1983

**Fewest Turnovers, Season**

8 New Orleans, 2019  
 10 New England, 2010  
 San Francisco, 2011  
 11 Atlanta, 2016  
 New England, 2016  
 Kansas City, 2017  
 Seattle, 2018  
 Green Bay, 2020

**Most Turnovers, Game**

12 Detroit vs. Chi. Bears, Nov. 22, 1942  
 Chi. Cardinals vs. Philadelphia, Sept. 24, 1950  
 Pittsburgh vs. Philadelphia, Dec. 12, 1965  
 11 S.D. Chargers vs. Green Bay, Sept. 24, 1978  
 10 Washington vs. N.Y. Giants, Dec. 4, 1938  
 Pittsburgh vs. Green Bay, Nov. 23, 1941  
 Detroit vs. Green Bay, Oct. 24, 1943  
 Chi. Cardinals vs. Green Bay, Nov. 10, 1946  
 Chi. Cardinals vs. N.Y. Giants, Nov. 2, 1952  
 Minnesota vs. Detroit, Dec. 9, 1962  
 Hou. Oilers vs. Oak. Raiders, Sept. 7, 1963  
 Washington vs. N.Y. Giants, Dec. 8, 1963  
 Chi. Bears vs. Detroit, Sept. 22, 1968  
 St.L. Cardinals vs. Washington, Oct. 25, 1976  
 N.Y. Jets vs. New England, Nov. 21, 1976  
 San Francisco vs. Dal. Cowboys, Oct. 12, 1980  
 Cle. Browns vs. Seattle, Dec. 20, 1981  
 Detroit vs. Denver, Oct. 7, 1984

**Most Turnovers, Both Teams, Game**

17 Detroit (12) vs. Chi. Bears (5), Nov. 22, 1942  
 Bos. Yanks (9) vs. Philadelphia (8), Dec. 8, 1946  
 16 Chi. Cardinals (12) vs. Philadelphia (4),  
 Sept. 24, 1950  
 Chi. Cardinals (8) vs. Chi. Bears (8), Dec. 7, 1958  
 Minnesota (10) vs. Detroit (6), Dec. 9, 1962  
 Hou. Oilers (9) vs. Kansas City (7), Oct. 12, 1969  
 15 Philadelphia (8) vs. Chi. Cardinals (7), Oct. 3, 1954  
 Denver (9) vs. Hou. Oilers (6), Dec. 2, 1962  
 Washington (10) vs. N.Y. Giants (5), Dec. 8, 1963  
 St.L. Cardinals (9) vs. Kansas City (6), Oct. 2, 1983

## PENALTIES

**Most Seasons Leading League, Fewest Penalties**

13 Miami, 1968, 1976-84, 1986, 1990-91  
 9 Pittsburgh, 1946-47, 1950-52, 1954, 1963, 1965,  
 1968  
 Bos./N.E. Patriots, 1962, 1964-65, 1973, 1987, 1989,  
 1993, 2008, 2020  
 7 Green Bay, 1955-56, 1966-67, 1974, 2011, 2021

**Most Consecutive Seasons Leading League, Fewest Penalties**

9 Miami, 1976-84  
 3 Pittsburgh, 1950-52  
 2 By many teams

**Most Seasons Leading League, Most Penalties**

18 Oak./L.A. Raiders, 1963, 1966, 1968-69, 1975,  
 1982, 1984, 1991, 1993-96, 2003-05,  
 2010-11, 2016  
 16 Chi. Bears, 1941-44, 1946-49, 1951, 1959-61,  
 1963, 1965, 1968, 1976  
 8 L.A./St.L. Rams, 1950, 1952, 1962, 1969,  
 1978, 1980, 1997, 2012

**Most Consecutive Seasons Leading League, Most Penalties**

4 Chi. Bears, 1941-44, 1946-49  
 Oak./L.A. Raiders, 1993-96  
 3 Chi. Cardinals, 1954-56  
 Chi. Bears, 1959-61  
 Oak. Raiders, 2003-05

## ALL-TIME RECORDS

## Fewest Penalties, Season

- 19 Detroit, 1937
- 21 Bos. Redskins, 1935
- 24 Philadelphia, 1936

## Most Penalties, Season

- 163 Oak. Raiders, 2011
- 158 Kansas City, 1998
- 156 L.A. Raiders, 1994
- Oak. Raiders, 1996

## Fewest Penalties, Game

- 0 By many teams. Last time:  
Green Bay vs. Detroit, Jan. 9, 2022

## Most Penalties, Game

- 23 Oak. Raiders vs. Tampa Bay, Oct. 30, 2016 (ot)
- 22 Brooklyn vs. Green Bay, Sept. 17, 1944
- Chi. Bears vs. Philadelphia, Nov. 26, 1944
- San Francisco vs. Buffalo, Oct. 4, 1998
- 21 Cle. Browns vs. Chi. Bears, Nov. 25, 1951
- Bal. Ravens vs. Detroit, Oct. 9, 2005

## Fewest Penalties, Both Teams, Game

- 0 Brooklyn vs. Pittsburgh, Oct. 28, 1934
- Brooklyn vs. Bos. Redskins, Sept. 27, 1936
- Cle. Rams vs. Chi. Bears, Oct. 9, 1938
- Pittsburgh vs. Philadelphia, Nov. 10, 1940

## Most Penalties, Both Teams, Game

- 37 Cle. Browns (21) vs. Chi. Bears (16), Nov. 25, 1951
- 35 Tampa Bay (20) vs. Seattle (15), Oct. 17, 1976
- 34 San Francisco (22) vs. Buffalo (12), Oct. 4, 1998

## YARDS PENALIZED

## Most Seasons Leading League, Fewest Yards Penalized

- 14 Miami, 1967-68, 1973, 1977-84, 1990-91, 2010
- 10 Was./Bos. Redskins, 1935, 1953-54,  
1956-58, 1970, 1985, 1995, 1997
- 9 Bos./N.E. Patriots, 1962, 1964-66, 1987, 1989, 1993,  
2008, 2020

## Most Consecutive Seasons Leading League, Fewest Yards Penalized

- 8 Miami, 1977-84
- 3 Washington, 1956-58
- Bos. Patriots, 1964-66
- 2 By many teams

## Most Seasons Leading League, Most Yards Penalized

- 16 Oak./L.A./Las Vegas Raiders, 1963-64, 1968-69, 1975,  
1982, 1984, 1991, 1993-94, 1996, 2003, 2010-11,  
2016, 2021
- 15 Chi. Bears, 1935, 1937, 1939-44, 1946-47,  
1949, 1951, 1961-62, 1968
- 7 Buffalo, 1962, 1967, 1970, 1972, 1981, 1983, 2015

## Most Consecutive Seasons Leading League, Most Yards Penalized

- 6 Chi. Bears, 1939-44
- 3 Hou. Oilers, 1988-90
- 2 By many teams

## Fewest Yards Penalized, Season

- 139 Detroit, 1937
- 146 Philadelphia, 1937
- 159 Philadelphia, 1936

## Most Yards Penalized, Season

- 1,358 Oak. Raiders, 2011
- 1,342 Seattle, 2017
- 1,304 Kansas City, 1998

## Fewest Yards Penalized, Game

- 0 By many teams. Last time:  
Green Bay vs. Detroit, Jan. 9, 2022

## Most Yards Penalized, Game

- 212 Tennessee vs. Bal. Ravens, Oct. 10, 1999
- 209 Cle. Browns vs. Chi. Bears, Nov. 25, 1951
- 200 Oak. Raiders vs. Tampa Bay, Oct. 30, 2016 (ot)

## Fewest Yards Penalized, Both Teams, Game

- 0 Brooklyn vs. Pittsburgh, Oct. 28, 1934
- Brooklyn vs. Bos. Redskins, Sept. 27, 1936
- Cle. Rams vs. Chi. Bears, Oct. 9, 1938
- Pittsburgh vs. Philadelphia, Nov. 10, 1940

## PENALTIES-DEFENSE

## Most Yards Penalized, Both Teams, Game

- 374 Cle. Browns (209) vs. Chi. Bears (165), Nov. 25, 1951
- 310 Tampa Bay (190) vs. Seattle (120), Oct. 17, 1976
- Green Bay (175) vs. Bal. Ravens (135), Dec. 7, 2009
- 309 Green Bay (184) vs. Bos. Yanks (125),  
Oct. 21, 1945

## DEFENSE

## SCORING

## Most Seasons Leading League, Fewest Points Allowed

- 12 Chi. Bears, 1932, 1936-37, 1942, 1948, 1963,  
1985-86, 1988, 2001, 2005, 2018
- 11 N.Y. Giants, 1927, 1935, 1938-39, 1941, 1944,  
1958-59, 1961, 1990, 1993
- 7 Cle. Browns, 1951, 1953-57, 1994
- Green Bay, 1929, 1935, 1947, 1962, 1965-66, 1996
- Pittsburgh, 1946, 1976, 1978, 2004, 2008, 2010-11

## Most Consecutive Seasons Leading League, Fewest Points Allowed

- 5 Cle. Browns, 1953-57
- 4 Seattle, 2012-15
- 3 Buffalo, 1964-66
- Minnesota, 1969-1971

## Fewest Points Allowed, Season (Since 1932)

- 44 Chi. Bears, 1932
- 54 Brooklyn, 1933
- 59 Detroit, 1934

## Most Points Allowed, Season

- 533 Bal. Colts, 1981
- 519 Detroit, 2020
- 517 Detroit, 2008

## Fewest TDs Allowed, Season (Since 1932)

- 6 Chi. Bears, 1932
- Brooklyn, 1933
- 7 Detroit, 1934
- 8 Green Bay, 1932

## Most Touchdowns Allowed, Season

- 68 Bal. Colts, 1981
- Detroit, 2020
- 66 N.Y. Giants, 1966
- 63 Bal. Colts, 1950
- Detroit, 2008

## FIRST DOWNS

## Fewest First Downs Allowed, Season

- 77 Detroit, 1935
- 79 Bos. Redskins, 1935
- 82 Washington, 1937

## Most First Downs Allowed, Season

- 419 Kansas City, 2018
- 415 Detroit, 2020
- 406 Bal. Colts, 1981

## Fewest First Downs Allowed, Rushing, Season

- 35 Chi. Bears, 1942
- 40 Green Bay, 1939
- 41 Brooklyn, 1944

## Most First Downs Allowed, Rushing, Season

- 179 Detroit, 1985
- 178 New Orleans, 1980
- 175 Seattle, 1981

## Fewest First Downs Allowed, Passing, Season

- 33 Chi. Bears, 1943
- 34 Pittsburgh, 1941
- Washington, 1943
- 35 Detroit, 1940
- Philadelphia, 1940
- Philadelphia, 1944

## Most First Downs Allowed, Passing, Season

- 253 Detroit, 2020
- Seattle, 2020
- 247 Minnesota, 2013
- Kansas City, 2018
- Tennessee, 2020
- 246 Green Bay, 2011

## DEFENSE

## Fewest First Downs Allowed, Penalty, Season

- 1 Bos. Yanks, 1944
- 3 Philadelphia, 1940
- Pittsburgh, 1945
- Washington, 1957
- 4 Cle. Rams, 1940
- Green Bay, 1943
- N.Y. Giants, 1943

## Most First Downs Allowed, Penalty, Season

- 58 Oak. Raiders, 2011
- 56 Kansas City, 1998
- 54 New Orleans, 2015

## NET YARDS ALLOWED RUSHING AND PASSING

## Most Seasons Leading League, Fewest Yards Allowed

- 10 Pittsburgh, 1957, 1974, 1976, 1990, 2001, 2004, 2007-08, 2011-12
- 8 Chi. Bears, 1942-43, 1948, 1958, 1963, 1984-86
- 7 Minnesota, 1969-70, 1975, 1988-89, 1993, 2017

## Most Consecutive Seasons Leading League,

## Fewest Yards Allowed

- 3 Was./Bos. Redskins, 1935-37
- Chi. Bears, 1984-86
- 2 By many teams

## Fewest Yards Allowed, Season

- 1,539 Chi. Cardinals, 1934
- 1,703 Chi. Bears, 1942
- 1,789 Brooklyn, 1933

## Most Yards Allowed, Season

- 7,042 New Orleans, 2012
- 6,793 Bal. Colts, 1981
- 6,760 N.Y. Jets, 2021

## RUSHING

## Most Seasons Leading League, Fewest Yards Allowed

- 11 Chi. Bears, 1937, 1939, 1942, 1946, 1949, 1963, 1984-85, 1987-88, 2018
- 8 Pittsburgh, 1961, 1976, 1982, 1997, 2001-02, 2004, 2010
- Detroit, 1938, 1950, 1952, 1962, 1970, 1980-81, 2014
- Dal. Cowboys, 1966-69, 1972, 1978, 1992, 2016
- Philadelphia, 1944-45, 1947-48, 1953, 1990-91, 2017
- 5 N.Y. Giants, 1940, 1951, 1956, 1959, 1986
- L.A./St.L. Rams, 1964-65, 1973-74, 1999
- Minnesota, 1975, 1994, 2006-08

## Most Consecutive Seasons Leading League, Fewest Yards Allowed

- 4 Dal. Cowboys, 1966-69
- 3 Minnesota, 2006-08
- 2 By many teams

## Fewest Yards Allowed, Rushing, Season

- 519 Chi. Bears, 1942
- 558 Philadelphia, 1944
- 762 Pittsburgh, 1982

## Most Yards Allowed, Rushing, Season

- 3,228 Buffalo, 1978
- 3,106 New Orleans, 1980
- 3,010 Bal. Colts, 1978

## Fewest Touchdowns Allowed, Rushing, Season

- 2 Detroit, 1934
- N.Y. Giants, 1944
- Dal. Cowboys, 1968
- Minnesota, 1971
- 3 By many teams

## Most Touchdowns Allowed, Rushing, Season

- 36 Oak. Raiders, 1961
- 31 N.Y. Giants, 1980
- Tampa Bay, 1986
- Detroit, 2008
- Carolina, 2019
- 30 Bal. Colts, 1981

## ALL-TIME RECORDS

## PASSING

## Most Seasons Leading League, Fewest Yards Allowed

- 10 Green Bay, 1947-48, 1962, 1964-68, 1996, 2005
- 9 Pittsburgh, 1941, 1946, 1951, 1955, 1974, 1990, 2008, 2011-12
- 7 Washington, 1939, 1942, 1945, 1952-53, 1980, 1985
- Philadelphia 1934, 1936, 1940, 1949, 1981, 1991, 1998

## Most Consecutive Seasons Leading League, Fewest Yards Allowed

- 5 Green Bay, 1964-68
- 2 By many teams

## Fewest Yards Allowed Passing, Season

- 545 Philadelphia, 1934
- 558 Portsmouth, 1933
- 585 Chi. Cardinals, 1934

## Most Yards Allowed, Passing, Season

- 4,796 Green Bay, 2011
- 4,783 N.Y. Giants, 2015
- 4,758 Tampa Bay, 2012

## Fewest Touchdowns Allowed, Passing, Season

- 1 Portsmouth, 1932
- Philadelphia, 1934
- 2 Brooklyn, 1933
- Chi. Bears, 1934
- 3 Chi. Bears, 1932
- Green Bay, 1932
- Green Bay, 1934
- Chi. Bears, 1936
- N.Y. Giants, 1939
- N.Y. Giants, 1944

## Most Touchdowns Allowed, Passing, Season

- 45 New Orleans, 2015
- 40 Denver, 1963
- 39 Miami, 2019

## SACKS

## Most Seasons Leading League

- 9 Pittsburgh, 1974, 1994, 2001, 2010, 2017-21
- 5 Oak./L.A. Raiders, 1966-68, 1982, 1986
- Dal. Cowboys, 1966, 1968-69, 1978, 2008
- L.A./St.L. Rams, 1968, 1970, 1988, 1999, 2012
- K.C. Chiefs/Dal. Texans, 1960, 1965, 1969, 1990, 2018
- 4 N.E./Bos. Patriots, 1961, 1963, 1977, 1979
- N.Y. Giants, 1963, 1985, 1998, 2007

## Most Consecutive Seasons Leading League

- 5 Pittsburgh, 2017-21
- 3 Oak. Raiders, 1966-68
- 2 Dal. Cowboys, 1968-69

## Most Sacks, Season

- 72 Chi. Bears, 1984
- 71 Minnesota, 1989
- 70 Chi. Bears, 1987

## Fewest Sacks, Season

- 10 Kansas City, 2008
- 11 Bal. Colts, 1982
- 12 Buffalo, 1982

## Most Sacks, Game

- 12 Dal. Cowboys vs. Pittsburgh, Nov. 20, 1966
- St.L. Cardinals vs. Bal. Colts, Oct. 26, 1980
- Chi. Bears vs. Detroit, Dec. 16, 1984
- Dal. Cowboys vs. Hou. Oilers, Sept. 29, 1985
- N.Y. Giants vs. Philadelphia, Sept. 30, 2007
- 11 N.Y. Giants vs. St.L. Cardinals, Nov. 1, 1964
- Bal. Colts vs. L.A. Rams, Nov. 22, 1964
- Buffalo vs. Denver, Dec. 13, 1964
- Detroit vs. Green Bay, Nov. 7, 1965
- Oak. Raiders vs. Buffalo, Oct. 15, 1967
- Oak. Raiders vs. Denver, Nov. 5, 1967
- St.L. Cardinals vs. Atlanta, Nov. 24, 1968
- Dal. Cowboys vs. Detroit, Oct. 6, 1975
- St.L. Cardinals vs. Philadelphia, Dec. 18, 1983
- Kansas City vs. Cle. Browns, Sept. 30, 1984
- Chi. Bears vs. Minnesota, Oct. 28, 1984

## ALL-TIME RECORDS

Cle. Browns vs. Atlanta, Nov. 18, 1984	
Detroit vs. Philadelphia, Nov. 16, 1986	
S.D. Chargers vs. Dal. Cowboys, Nov. 16, 1986	
L.A. Raiders vs. Philadelphia, Nov. 30, 1986 (ot)	
Seattle vs. L.A. Raiders, Dec. 8, 1986	
Chi. Bears vs. Philadelphia, Oct. 4, 1987	
Dal. Cowboys vs. N.Y. Jets, Oct. 4, 1987	
Philadelphia vs. Dal. Cowboys, Sept. 15, 1991	
Indianapolis vs. Cle. Browns, Sept. 6, 1992	
S.D. Chargers vs. N.Y. Jets, Dec. 23, 2012	
Bal. Ravens vs. Tennessee, Oct. 14, 2018	
10 By many teams	
<b>Most Opponents Yards Lost Attempting to Pass, Season</b>	
666 Oak. Raiders, 1967	
583 Chi. Bears, 1984	
573 San Francisco, 1976	
<b>Fewest Opponents Yards Lost Attempting to Pass, Season</b>	
62 Kansas City, 2008	
72 Jacksonville, 1995	
75 Green Bay, 1956	
<hr/>	
<b>INTERCEPTIONS BY</b>	
<b>Most Seasons Leading League</b>	
10 N.Y. Giants, 1933, 1937-39, 1944, 1948, 1951, 1954, 1961, 1997	
Green Bay, 1940, 1942-43, 1947, 1955, 1957, 1962, 1965, 2009, 2011	
Chi. Bears, 1935-36, 1941-42, 1946, 1963, 1985, 1990, 2012, 2018	
7 Kansas City, 1966-70, 1974, 2016	
<b>Most Consecutive Seasons Leading League</b>	
5 Kansas City, 1966-1970	
3 N.Y. Giants, 1937-39	
2 By many teams	
<b>Most Passes Intercepted, Season</b>	
49 S.D. Chargers, 1961	
42 Green Bay, 1943	
41 N.Y. Giants, 1951	
<b>Fewest Passes Intercepted By, Season</b>	
2 San Francisco, 2018	
3 Hou. Oilers, 1982	
Hou. Texans, 2020	
4 Detroit, 2008	
<b>Most Passes Intercepted By, Game</b>	
9 Green Bay vs. Detroit, Oct. 24, 1943	
Philadelphia vs. Pittsburgh, Dec. 12, 1965	
8 N.Y. Giants vs. Green Bay, Nov. 21, 1948	
Philadelphia vs. Chi. Cardinals, Sept. 24, 1950	
N.Y. Giants vs. N.Y. Yanks, Dec. 16, 1951	
Hou. Oilers vs. Denver, Dec. 2, 1962	
Detroit vs. Chi. Bears, Sept. 22, 1968	
N.Y. Jets vs. Bal. Colts, Sept. 23, 1973	
7 By many teams. Last time: Cle. Browns vs. Detroit, Sept. 23, 2001	
<b>Most Consecutive Games, One or More Interceptions By</b>	
46 L.A./S.D. Chargers, 1960-63	
37 Detroit, 1960-63	
36 Bos. Yanks, 1944-47	
<b>Most Yards Returning Interception, Season</b>	
929 S.D. Chargers, 1961	
712 L.A. Rams, 1952	
700 Bal. Ravens, 2004	
<b>Fewest Yards Returning Interceptions, Season</b>	
5 L.A. Rams, 1959	
10 Oak. Raiders, 2017	
16 Detroit, 2008	
<b>Most Yards Returning Interceptions, Game</b>	
325 Seattle vs. Kansas City, Nov. 4, 1984	
314 L.A. Rams vs. San Francisco, Oct. 18, 1964	
245 Hou. Oilers vs. N.Y. Jets, Oct. 15, 1967	
<b>Most Yards Returning Interceptions, Both Teams, Game</b>	
356 Seattle (325) vs. Kansas City (31), Nov. 4, 1984	
338 L.A. Rams (314) vs. San Francisco (24), Oct. 18, 1964	
308 Dal. Cowboys (182) vs. L.A. Rams (126), Nov. 2, 1952	

## DEFENSE

<b>Most Touchdowns, Returning Interceptions, Season</b>	
9 S.D. Chargers, 1961	
8 Seattle, 1998	
Chi. Bears, 2012	
7 Seattle, 1984	
St.L. Rams, 1999	
<b>Most Touchdowns Returning Interceptions, Game</b>	
4 Seattle vs. Kansas City, Nov. 4, 1984	
3 Bal. Colts vs. Green Bay, Nov. 5, 1950	
Cle. Browns vs. Chi. Bears, Dec. 11, 1960	
Philadelphia vs. Pittsburgh, Dec. 12, 1965	
Bal. Colts vs. Pittsburgh, Sept. 29, 1968	
Buffalo vs. N.Y. Jets, Sept. 29, 1968	
Hou. Oilers vs. S.D. Chargers, Dec. 19, 1971	
Cincinnati vs. Hou. Oilers, Dec. 17, 1972	
Tampa Bay vs. New Orleans, Dec. 11, 1977	
Minnesota vs. N.Y. Giants, Nov. 25, 2007	
2 By many teams	
<b>Most Touchdown Returning Interceptions, Both Teams, Game</b>	
4 Philadelphia (3) vs. Pittsburgh (1), Dec. 12, 1965	
Seattle (4) vs. Kansas City (0), Nov. 4, 1984	
3 L.A. Rams (2) vs. Detroit (1), Nov. 1, 1953	
Cle. Browns (2) vs. N.Y. Giants (1), Dec. 18, 1960	
Pittsburgh (2) vs. Cincinnati (1), Oct. 10, 1983	
Kansas City (2) vs. S.D. Chargers (1), Oct. 19, 1986	
Arizona (2) vs. St.L. Rams (1), Dec. 30, 2007	
New Orleans (2) vs. Detroit (1), Oct. 15, 2017	
San Francisco (2) vs. Tampa Bay (1), Sept. 8, 2019	
(Also see previous record)	
<hr/>	
<b>PUNT RETURNS</b>	
<b>Fewest Opponents Punt Returns, Season</b>	
7 Washington, 1962	
S.D. Chargers, 1982	
9 L.A. Rams, 2021	
10 Buffalo, 1982	
<b>Most Opponents Punt Returns, Season</b>	
71 Tampa Bay, 1976, 1977	
69 N.Y. Giants, 1953	
Cle. Browns, 2000	
68 Cle. Browns, 1974	
Cle. Browns, 1999	
<b>Fewest Yards Allowed, Punt Returns, Season</b>	
22 Green Bay, 1967	
30 Buffalo, 1982	
34 Washington, 1962	
<b>Most Yards Allowed, Punt Returns, Season</b>	
932 Green Bay, 1949	
913 Bos. Yanks, 1947	
906 New Orleans, 1974	
<b>Lowest Avg. Allowed, Punt Returns, Season</b>	
1.20 Chi. Cardinals, 1954	
1.22 Cle. Browns, 1959	
1.55 Chi. Cardinals, 1953	
<b>Highest Average Allowed, Punt Returns, Season</b>	
18.9 S.D. Chargers, 2010 (28-528)	
18.6 Green Bay, 1949 (50-932)	
18.0 Cle. Browns, 1977 (31-558)	
<b>Most Touchdowns Allowed, Punt Returns, Season</b>	
4 L.A. Rams, 1951	
N.Y. Giants, 1959	
Atlanta, 1992	
Minnesota, 2008	
3 Green Bay, 1949	
Chi. Cardinals, 1951	
L.A. Rams, 1951, 1994	
Washington, 1952	
Dal. Texans, 1952	
Pittsburgh, 1959, 1993	
N.Y. Jets, 1968	
Cle. Browns, 1977	
Atlanta, 1986	
Tampa Bay, 1986	
Arizona, 2002	
Cincinnati, 2002	

## DEFENSE

- Tennessee, 2002
- Carolina, 2011
- N.Y. Giants, 2013
- Washington, 2013
- Indianapolis, 2015
- Carolina, 2019
- 2 By many teams

## KICKOFF RETURNS

## Fewest Opponents Kickoff Returns, Season

- 5 Carolina, 2019
- 7 Carolina, 2020
- 8 Indianapolis, 2015

## Most Opponents Kickoff Returns, Season

- 93 Indianapolis, 2003
- 92 Indianapolis, 2004
- New England, 2007
- 91 Washington, 1983
- Minnesota, 2009

## Fewest Yards Allowed, Kickoff Returns, Season

- 102 Carolina, 2019
- 144 Carolina, 2020
- 156 Indianapolis, 2015

## Most Yards Allowed, Kickoff Returns, Season

- 2,194 St.L. Rams, 2001
- 2,115 St.L. Rams, 1999
- 2,060 Minnesota, 2009

## Lowest Average Allowed, Kickoff Returns, Season

- 14.3 Cle. Browns, 1980
- 14.9 Indianapolis, 1993
- 15.0 Seattle, 1982

## Highest Average Allowed, Kickoff Returns, Season

- 39.4 Denver, 2021 (14-551)
- 33.6 Tampa Bay, 2020 (14-471)
- 32.5 Oak. Raiders, 2014 (21-683)

## Most Touchdowns Allowed, Kickoff Returns, Season

- 4 Minnesota, 1998
- Pittsburgh, 2009
- 3 Minnesota, 1963, 1970
- Dal. Cowboys, 1966
- Detroit, 1980
- Pittsburgh, 1986
- Buffalo, 1997
- Atlanta, 2000
- Arizona, 2005
- Indianapolis, 2007
- S.D. Chargers, 2010
- Jacksonville, 2021
- 2 By many teams

## FUMBLES

## Fewest Opponents Fumbles, Season

- 7 Tennessee, 2014
- Cincinnati, 2017
- 10 San Francisco, 2015
- Oak. Raiders, 2018
- Las Vegas, 2020
- 11 Cle. Browns, 1956
- Bal. Colts, 1982
- Tennessee, 1998
- S.D. Chargers, 2011
- Indianapolis, 2012
- Cincinnati, 2015
- Cincinnati, 2019
- Hou. Texans, 2020
- New England, 2020

## Most Opponents Fumbles, Season

- 50 Minnesota, 1963
- San Francisco, 1978
- 48 N.Y. Giants, 1980
- N.Y. Jets, 1986
- 47 N.Y. Giants, 1977
- Seattle, 1984

## ALL-TIME RECORDS

## TURNOVERS

(Number of times losing the ball on interceptions and fumbles.)

## Fewest Opponents Turnovers, Season

- 7 San Francisco, 2018
- 9 Hou. Texans, 2020
- Jacksonville, 2021
- 11 Bal. Colts, 1982
- Hou. Texans, 2013
- Dal. Cowboys, 2015
- Chi. Bears, 2016

## Most Opponent Turnovers, Season

- 66 S.D. Chargers, 1961
- 63 Seattle, 1984
- 61 Washington, 1983

## Most Opponent Turnovers, Game

- 12 Chi. Bears vs. Detroit, Nov. 22, 1942
- Philadelphia vs. Chi. Cardinals, Sept. 24, 1950
- Philadelphia vs. Pittsburgh, Dec. 12, 1965
- 11 Green Bay vs. S.D. Chargers, Sept. 24, 1978
- 10 By 14 teams

## OUTSTANDING PERFORMERS

### 1,000 YARDS RUSHING IN A SEASON

Year	Player, Team	Att.	Yards	Avg.	Long	TD
2021	Jonathan Taylor, Indianapolis <sup>2</sup>	332	1,811	5.5	83	18
	Nick Chubb, Cle. Browns <sup>3</sup>	228	1,259	5.5	70	8
	Joe Mixon, Cincinnati <sup>1</sup>	292	1,205	4.1	32	13
	*Najee Harris, Pittsburgh	307	1,200	3.9	37	7
	Dalvin Cook, Minnesota <sup>2</sup>	249	1,159	4.7	66	6
	Antonio Gibson, Washington	258	1,037	4.0	27	7
	Ezekiel Elliott, Dal. Cowboys <sup>4</sup>	237	1,002	4.2	47	10
	Derrick Henry, Tennessee <sup>3</sup>	378	2,027	5.4	94	17
	Dalvin Cook, Minnesota <sup>2</sup>	312	1,557	5.0	70	16
	*Jonathan Taylor, Indianapolis	232	1,169	5.0	62	11
2020	Aaron Jones, Green Bay <sup>2</sup>	201	1,104	5.5	77	9
	David Montgomery, Chi. Bears	247	1,070	4.3	80	8
	*James Robinson, Jacksonville	240	1,070	4.5	47	7
	Nick Chubb, Cle. Browns <sup>2</sup>	190	1,067	5.6	59	12
	Josh Jacobs, Las Vegas <sup>2</sup>	273	1,065	3.9	28	12
	Lamar Jackson, Bal. Ravens <sup>2</sup>	179	1,005	6.3	50	7
	Derrick Henry, Tennessee <sup>2</sup>	303	1,540	5.1	74	16
	Nick Chubb, Cle. Browns	298	1,494	5.0	88	8
	Christian McCaffrey, Carolina <sup>2</sup>	287	1,387	4.8	84	15
	Ezekiel Elliott, Dal. Cowboys <sup>3</sup>	301	1,357	4.5	33	12
2019	Chris Carson, Seattle <sup>2</sup>	278	1,230	4.4	59	7
	Lamar Jackson, Bal. Ravens	176	1,206	6.9	47	7
	Leonard Fournette, Jacksonville <sup>2</sup>	265	1,152	4.3	81	3
	*Josh Jacobs, Oak. Raiders	242	1,150	4.8	51	7
	Joe Mixon, Cincinnati <sup>2</sup>	278	1,137	4.1	41	5
	Dalvin Cook, Minnesota	250	1,135	4.5	75	13
	Marlon Mack, Indianapolis	247	1,091	4.4	63	8
	Aaron Jones, Green Bay	236	1,084	4.6	56	16
	Carlos Hyde, Hou. Texans	245	1,070	4.4	58	6
	Mark Ingram, Bal. Ravens <sup>2</sup>	202	1,018	5.0	53	10
2018	Phillip Lindsay, Denver <sup>2</sup>	224	1,011	4.5	40	7
	Saquon Barkley, N.Y. Giants <sup>2</sup>	217	1,003	4.6	68	6
	Ezekiel Elliott, Dal. Cowboys <sup>2</sup>	304	1,434	4.7	41	6
	*Saquon Barkley, N.Y. Giants	261	1,307	5.0	78	11
	Todd Gurley, L.A. Rams <sup>3</sup>	256	1,251	4.9	36	17
	Joe Mixon, Cincinnati	237	1,168	4.9	51	8
	Chris Carson, Seattle	247	1,151	4.7	61	9
	Christian McCaffrey, Carolina	219	1,098	5.0	59	7
	Derrick Henry, Tennessee	215	1,059	4.9	99	12
	Adrian Peterson, Washington <sup>1</sup>	251	1,042	4.2	90	7
2017	*Phillip Lindsay, Denver	192	1,037	5.4	65	9
	*Kareem Hunt, Kansas City	272	1,327	4.9	69	8
	Todd Gurley, L.A. Rams <sup>2</sup>	279	1,305	4.7	57	13
	Le'Veon Bell, Pittsburgh <sup>3</sup>	321	1,291	4.0	27	9
	LeSean McCoy, Buffalo <sup>1</sup>	287	1,138	4.0	48	6
	Mark Ingram, New Orleans <sup>2</sup>	230	1,124	4.9	72	12
	Jordan Howard, Chi. Bears <sup>2</sup>	276	1,122	4.1	53	9
	Melvin Gordon, L.A. Chargers	284	1,105	3.9	87	8
	*Leonard Fournette, Jacksonville	268	1,040	3.9	90	9
	C.J. Anderson, Denver	245	1,007	4.1	40	3
2016	*Ezekiel Elliot, Dal. Cowboys	322	1,631	5.1	60	15
	*Jordan Howard, Chi. Bears	252	1,313	5.2	69	6
	DeMarco Murray, Tennessee <sup>3</sup>	293	1,287	4.4	75	9
	Jay Ajayi, Miami	260	1,272	4.9	62	8
	Le'Veon Bell, Pittsburgh <sup>2</sup>	261	1,268	4.9	44	7
	LeSean McCoy, Buffalo <sup>2</sup>	234	1,267	5.4	75	13
	David Johnson, Arizona	293	1,239	4.2	58	16
	LeGarrette Blount, New England <sup>2</sup>	299	1,161	3.9	44	18
	Devonta Freeman, Atlanta <sup>2</sup>	227	1,079	4.8	75	11
	Lamar Miller, Hou. Texans <sup>2</sup>	268	1,073	4.0	45	5
2015	Mark Ingram, New Orleans	205	1,043	5.1	75	6
	Frank Gore, Indianapolis <sup>1</sup>	263	1,025	3.9	22	4
	Adrian Peterson, Minnesota <sup>1</sup>	327	1,485	4.5	80	11
	Doug Martin, Tampa Bay <sup>2</sup>	288	1,402	4.9	84	6
	*Todd Gurley, St.L. Rams	229	1,106	4.8	71	10
	Darren McFadden, Dal. Cowboys <sup>2</sup>	239	1,089	4.6	50	3
	Chris Ivory, N.Y. Jets	247	1,070	4.3	58	7
	Latavius Murray, Oak. Raiders	266	1,066	4.0	54	6
	Devonta Freeman, Atlanta	265	1,056	4.0	39	11



## OUTSTANDING PERFORMERS

Year	Player, Team	Att.	Yards	Avg.	Long	TD
2014	DeMarco Murray, Dal. Cowboys <sup>2</sup> .....	392	1,845	4.7	51	13
	Le'Veon Bell, Pittsburgh.....	290	1,361	4.7	81	8
	LeSean McCoy, Philadelphia <sup>1</sup> .....	312	1,319	4.2	53	5
	Marshawn Lynch, Seattle <sup>1</sup> .....	280	1,306	4.7	79	13
	Justin Forsett, Bal. Ravens.....	235	1,266	5.4	52	8
	Arian Foster, Hou. Texans <sup>4</sup> .....	260	1,246	4.8	51	8
	Eddie Lacy, Green Bay <sup>2</sup> .....	246	1,139	4.6	44	9
	*Jeremy Hill, Cincinnati.....	222	1,124	5.1	85	9
	Frank Gore, San Francisco <sup>4</sup> .....	255	1,106	4.3	52	4
	Lamar Miller, Miami.....	216	1,099	5.1	97	8
	Alfred Morris, Washington <sup>3</sup> .....	265	1,074	4.1	30	8
	Matt Forté, Chi. Bears <sup>2</sup> .....	266	1,038	3.9	32	6
	Jamaal Charles, Kansas City <sup>6</sup> .....	206	1,033	5.0	63	9
	2013	LeSean McCoy, Philadelphia <sup>3</sup> .....	314	1,607	5.1	57
Matt Forté, Chi. Bears <sup>4</sup> .....		289	1,339	4.6	55	9
Jamaal Charles, Kansas City <sup>4</sup> .....		259	1,287	5.0	46	12
Alfred Morris, Washington <sup>2</sup> .....		276	1,275	4.6	45	7
Adrian Peterson, Minnesota <sup>4</sup> .....		279	1,266	4.5	78	10
Marshawn Lynch, Seattle <sup>1</sup> .....		301	1,257	4.2	43	12
Ryan Mathews, S.D. Chargers <sup>2</sup> .....		285	1,255	4.4	51	6
*Eddie Lacy, Green Bay.....		284	1,178	4.1	60	11
Frank Gore, San Francisco <sup>1</sup> .....		276	1,128	4.1	51	9
DeMarco Murray, Dal. Cowboys.....		217	1,121	5.2	43	9
Chris Johnson, Tennessee <sup>4</sup> .....		279	1,077	3.9	30	6
Knowshon Moreno, Denver.....		241	1,038	4.3	31	10
Reggie Bush, Detroit <sup>2</sup> .....		223	1,006	4.5	39	4
2012		Adrian Peterson, Minnesota <sup>4</sup> .....	348	2,097	6.0	82
	*Alfred Morris, Washington.....	335	1,613	4.8	39	13
	Marshawn Lynch, Seattle <sup>1</sup> .....	315	1,590	5.0	77	11
	Jamaal Charles, Kansas City <sup>6</sup> .....	285	1,509	5.3	91	5
	*Doug Martin, Tampa Bay.....	319	1,454	4.6	70	11
	Arian Foster, Hou. Texans <sup>3</sup> .....	351	1,424	4.1	46	15
	Stevan Ridley, New England.....	290	1,263	4.4	41	12
	C.J. Spiller, Buffalo.....	207	1,244	6.0	62	6
	Chris Johnson, Tennessee <sup>5</sup> .....	276	1,243	4.5	94	6
	Frank Gore, San Francisco <sup>4</sup> .....	258	1,214	4.7	37	8
	Ray Rice, Bal. Ravens <sup>4</sup> .....	257	1,143	4.4	46	9
	Matt Forté, Chi. Bears <sup>3</sup> .....	248	1,094	4.4	46	5
	BenJarvus Green-Ellis, Cincinnati <sup>2</sup> .....	278	1,094	3.9	48	6
	Shonn Greene, N.Y. Jets <sup>2</sup> .....	276	1,063	3.9	36	8
2011	Steven Jackson, St.L. Rams <sup>8</sup> .....	257	1,042	4.1	46	4
	Ahmad Bradshaw, N.Y. Giants <sup>2</sup> .....	221	1,015	4.6	37	6
	Maurice Jones-Drew, Jacksonville <sup>3</sup> .....	343	1,606	4.7	56	8
	Ray Rice, Bal. Ravens <sup>3</sup> .....	291	1,364	4.7	70	12
	Michael Turner, Atlanta <sup>3</sup> .....	301	1,340	4.5	81	11
	LeSean McCoy, Philadelphia <sup>2</sup> .....	273	1,309	4.8	60	17
	Arian Foster, Hou. Texans <sup>2</sup> .....	278	1,224	4.4	43	10
	Frank Gore, San Francisco <sup>5</sup> .....	282	1,211	4.3	55	8
	Marshawn Lynch, Seattle <sup>1</sup> .....	285	1,204	4.2	47	12
	Willis McGahee, Denver <sup>1</sup> .....	249	1,199	4.8	60	4
	Steven Jackson, St.L. Rams <sup>7</sup> .....	260	1,145	4.4	47	5
	Ryan Mathews, S.D. Chargers.....	222	1,091	4.9	39	6
	Reggie Bush, Miami.....	216	1,086	5.0	76	6
	Cedric Benson, Cincinnati <sup>3</sup> .....	273	1,067	3.9	42	6
2010	Shonn Greene, N.Y. Jets.....	253	1,054	4.2	31	6
	Chris Johnson, Tennessee <sup>4</sup> .....	262	1,047	4.0	48	4
	Beanie Wells, Arizona.....	245	1,047	4.3	71	10
	Arian Foster, Hou. Texans.....	327	1,616	4.9	74	16
	Jamaal Charles, Kansas City <sup>2</sup> .....	230	1,467	6.4	80	5
	Michael Turner, Atlanta <sup>2</sup> .....	334	1,371	4.1	55	12
	Chris Johnson, Tennessee <sup>3</sup> .....	316	1,364	4.3	76	11
	Maurice Jones-Drew, Jacksonville <sup>2</sup> .....	299	1,324	4.4	37	5
	Adrian Peterson, Minnesota <sup>4</sup> .....	283	1,298	4.6	80	12
	Rashard Mendenhall, Pittsburgh <sup>2</sup> .....	324	1,273	3.9	50	13
	Steven Jackson, St.L. Rams <sup>6</sup> .....	330	1,241	3.8	42	6
	Ahmad Bradshaw, N.Y. Giants.....	276	1,235	4.5	48	8
	Ray Rice, Bal. Ravens <sup>2</sup> .....	307	1,220	4.0	50	5
	Peyton Hillis, Cle. Browns.....	270	1,177	4.4	48	11
Darren McFadden, Oak. Raiders.....	223	1,157	5.2	57	7	
Cedric Benson, Cincinnati <sup>2</sup> .....	321	1,111	3.5	26	7	

## OUTSTANDING PERFORMERS

Year	Player, Team	Att.	Yards	Avq.	Long	TD
	LeSean McCoy, Philadelphia.....	207	1,080	5.2	62	7
	Matt Forté, Chi. Bears <sup>2</sup> .....	237	1,069	4.5	68	6
	BenJarvus Green-Ellis, New England.....	229	1,008	4.4	33	13
	*LeGarrette Blount, Tampa Bay.....	201	1,007	5.0	53	6
2009	Chris Johnson, Tennessee <sup>2</sup> .....	358	2,006	5.6	91	14
	Steven Jackson, St.L. Rams <sup>2</sup> .....	324	1,416	4.8	58	4
	Thomas Jones, N.Y. Jets <sup>2</sup> .....	331	1,402	4.2	71	14
	Maurice Jones-Drew, Jacksonville.....	312	1,391	4.5	80	15
	Adrian Peterson, Minnesota <sup>3</sup> .....	314	1,383	4.4	64	18
	Ray Rice, Bal. Ravens.....	254	1,339	5.3	59	7
	Ryan Grant, Green Bay <sup>2</sup> .....	282	1,253	4.4	62	11
	Cedric Benson, Cincinnati.....	301	1,251	4.2	42	6
	Jonathan Stewart, Carolina.....	221	1,133	5.1	67	10
	Ricky Williams, Miami <sup>2</sup> .....	241	1,121	4.6	68	11
	Jamaal Charles, Kansas City.....	190	1,120	5.9	76	7
	Frank Gore, San Francisco <sup>2</sup> .....	229	1,120	4.9	80	10
	DeAngelo Williams, Carolina <sup>2</sup> .....	216	1,117	5.2	77	7
	Rashard Mendenhall, Pittsburgh.....	242	1,108	4.6	60	7
	Fred Jackson, Buffalo.....	237	1,062	4.5	43	2
2008	Adrian Peterson, Minnesota <sup>2</sup> .....	363	1,760	4.9	67	10
	Michael Turner, Atlanta.....	376	1,699	4.5	70	17
	DeAngelo Williams, Carolina.....	273	1,515	5.6	69	18
	Clinton Portis, Washington <sup>4</sup> .....	342	1,487	4.4	31	9
	Thomas Jones, N.Y. Jets <sup>4</sup> .....	290	1,312	4.5	59	13
	*Steve Slaton, Hou. Texans.....	268	1,282	4.8	71	9
	*Matt Forté, Chi. Bears.....	316	1,238	3.9	50	8
	*Chris Johnson, Tennessee.....	251	1,228	4.9	66	9
	Ryan Grant, Green Bay.....	312	1,203	3.9	57	4
	LaDainian Tomlinson, S.D. Chargers <sup>4</sup> .....	292	1,110	3.8	45	11
	Brandon Jacobs, N.Y. Giants <sup>2</sup> .....	219	1,089	5.0	44	15
	Steven Jackson, St.L. Rams <sup>4</sup> .....	253	1,042	4.1	56	7
	Frank Gore, San Francisco <sup>3</sup> .....	240	1,036	4.3	41	6
	Marshawn Lynch, Buffalo <sup>2</sup> .....	250	1,036	4.1	50	8
	Derrick Ward, N.Y. Giants.....	182	1,025	5.6	51	2
	Jamal Lewis, Cle. Browns <sup>7</sup> .....	279	1,002	3.6	29	4
2007	LaDainian Tomlinson, S.D. Chargers <sup>7</sup> .....	315	1,474	4.7	49	15
	*Adrian Peterson, Minnesota.....	238	1,341	5.6	73	12
	Brian Westbrook, Philadelphia <sup>2</sup> .....	278	1,333	4.8	36	7
	Willie Parker, Pittsburgh <sup>3</sup> .....	321	1,316	4.1	32	2
	Jamal Lewis, Cle. Browns <sup>4</sup> .....	298	1,304	4.4	66	9
	Clinton Portis, Washington <sup>2</sup> .....	325	1,262	3.9	32	11
	Edgerrin James, Arizona <sup>2</sup> .....	324	1,222	3.8	27	7
	Willis McGahee, Bal. Ravens <sup>2</sup> .....	294	1,207	4.1	46	7
	Fred Taylor, Jacksonville <sup>2</sup> .....	223	1,202	5.4	80	5
	Thomas Jones, N.Y. Jets <sup>3</sup> .....	310	1,119	3.6	36	1
	*Marshawn Lynch, Buffalo.....	280	1,115	4.0	56	7
	LenDale White, Tennessee.....	303	1,110	3.7	28	7
	Frank Gore, San Francisco <sup>2</sup> .....	260	1,102	4.2	43	5
	Joseph Addai, Indianapolis <sup>2</sup> .....	261	1,072	4.1	23	12
	Justin Fargas, Oak. Raiders.....	222	1,009	4.6	48	4
	Brandon Jacobs, N.Y. Giants.....	202	1,009	5.0	43	4
	Steven Jackson, St.L. Rams <sup>3</sup> .....	237	1,002	4.2	54	5
2006	LaDainian Tomlinson, S.D. Chargers <sup>4</sup> .....	348	1,815	5.2	85	28
	Larry Johnson, Kansas City <sup>2</sup> .....	416	1,789	4.3	47	17
	Frank Gore, San Francisco.....	312	1,695	5.4	72	8
	Tiki Barber, N.Y. Giants <sup>4</sup> .....	327	1,662	5.1	55	5
	Steven Jackson, St.L. Rams <sup>2</sup> .....	346	1,528	4.4	59	13
	Willie Parker, Pittsburgh <sup>2</sup> .....	337	1,494	4.4	76	13
	Rudi Johnson, Cincinnati <sup>3</sup> .....	341	1,309	3.8	22	12
	Brian Westbrook, Philadelphia.....	240	1,217	5.1	71	7
	Chester Taylor, Minnesota.....	303	1,216	4.0	95	6
	Travis Henry, Tennessee <sup>2</sup> .....	270	1,211	4.5	70	7
	Thomas Jones, Chi. Bears <sup>2</sup> .....	296	1,210	4.1	30	6
	Edgerrin James, Arizona <sup>4</sup> .....	337	1,159	3.4	18	6
	Ladell Betts, Washington.....	245	1,154	4.7	26	4
	Fred Taylor, Jacksonville <sup>4</sup> .....	231	1,146	5.0	76	5
	Warrick Dunn, Atlanta <sup>2</sup> .....	286	1,140	4.0	90	4
	Jamal Lewis, Bal. Ravens <sup>5</sup> .....	314	1,132	3.6	52	9
	Julius Jones, Dal. Cowboys.....	267	1,084	4.1	77	4
	*Joseph Addai, Indianapolis.....	226	1,081	4.8	41	7

## OUTSTANDING PERFORMERS

Year	Player, Team	Att.	Yards	Avg.	Long	TD
	Ahman Green, Green Bay <sup>6</sup> .....	266	1,059	4.0	70	5
	Deuce McAllister, New Orleans <sup>4</sup> .....	244	1,057	4.3	57	10
	Michael Vick, Atlanta.....	123	1,039	8.5	51	2
	Tatum Bell, Denver.....	233	1,025	4.4	51	2
	Ronnie Brown, Miami.....	241	1,008	4.2	47	5
2005	Shaun Alexander, Seattle <sup>7</sup> .....	370	1,880	5.1	88	27
	Tiki Barber, N.Y. Giants <sup>5</sup> .....	357	1,860	5.2	95	9
	Larry Johnson, Kansas City.....	336	1,750	5.2	49	20
	Clinton Portis, Washington <sup>4</sup> .....	352	1,516	4.3	47	11
	Edgerrin James, Indianapolis <sup>5</sup> .....	360	1,506	4.2	33	13
	LaDainian Tomlinson, S.D. Chargers <sup>5</sup> .....	339	1,462	4.3	62	18
	Rudi Johnson, Cincinnati <sup>2</sup> .....	337	1,458	4.3	33	12
	Warrick Dunn, Atlanta <sup>4</sup> .....	280	1,416	5.1	65	3
	Thomas Jones, Chi. Bears.....	314	1,335	4.3	42	9
	Willis McGahee, Buffalo <sup>2</sup> .....	325	1,247	3.8	27	5
	Reuben Droughns, Cle. Browns <sup>2</sup> .....	309	1,232	4.0	75	2
	Willie Parker, Pittsburgh.....	255	1,202	4.7	80	4
	*Carnell Williams, Tampa Bay.....	290	1,178	4.1	71	6
	Steven Jackson, St.L. Rams.....	254	1,046	4.1	51	8
	LaMont Jordan, Oak. Raiders.....	272	1,025	3.8	26	9
	Mike Anderson, Denver <sup>2</sup> .....	239	1,014	4.2	44	12
2004	Curtis Martin, N.Y. Jets <sup>10</sup> .....	371	1,697	4.6	25	12
	Shaun Alexander, Seattle <sup>4</sup> .....	353	1,696	4.8	44	16
	Corey Dillon, New England <sup>1</sup> .....	345	1,635	4.7	44	12
	Edgerrin James, Indianapolis <sup>4</sup> .....	334	1,548	4.6	40	9
	Tiki Barber, N.Y. Giants <sup>4</sup> .....	322	1,518	4.7	72	13
	Rudi Johnson, Cincinnati.....	361	1,454	4.0	52	12
	LaDainian Tomlinson, S.D. Chargers <sup>4</sup> .....	339	1,335	3.9	42	17
	Clinton Portis, Washington <sup>3</sup> .....	343	1,315	3.8	64	5
	Reuben Droughns, Denver.....	275	1,240	4.5	51	6
	Fred Taylor, Jacksonville <sup>5</sup> .....	260	1,224	4.7	46	2
	Domanick Davis, Hou. Texans <sup>2</sup> .....	302	1,188	3.9	44	13
	Ahman Green, Green Bay <sup>6</sup> .....	259	1,163	4.5	90	7
	*Kevin Jones, Detroit.....	241	1,133	4.7	74	5
	Willis McGahee, Buffalo.....	284	1,128	4.0	41	13
	Warrick Dunn, Atlanta <sup>3</sup> .....	265	1,106	4.2	60	9
	Deuce McAllister, New Orleans <sup>3</sup> .....	269	1,074	4.0	71	9
	Chris Brown, Tennessee.....	220	1,067	4.9	52	6
	Jamal Lewis, Bal. Ravens <sup>4</sup> .....	235	1,006	4.3	75	7
2003	Jamal Lewis, Bal. Ravens <sup>3</sup> .....	387	2,066	5.3	82	14
	Ahman Green, Green Bay <sup>7</sup> .....	355	1,883	5.3	98	15
	LaDainian Tomlinson, S.D. Chargers <sup>3</sup> .....	313	1,645	5.3	73	13
	Deuce McAllister, New Orleans <sup>2</sup> .....	351	1,641	4.7	76	8
	Clinton Portis, Denver <sup>2</sup> .....	290	1,591	5.5	65	14
	Fred Taylor, Jacksonville <sup>4</sup> .....	345	1,572	4.6	62	6
	Stephen Davis, Carolina <sup>4</sup> .....	318	1,444	4.5	40	8
	Shaun Alexander, Seattle <sup>6</sup> .....	326	1,435	4.4	55	14
	Priest Holmes, Kansas City <sup>4</sup> .....	320	1,420	4.4	31	27
	Ricky Williams, Miami <sup>8</sup> .....	392	1,372	3.5	45	9
	Travis Henry, Buffalo <sup>2</sup> .....	331	1,356	4.1	64	10
	Curtis Martin, N.Y. Jets <sup>9</sup> .....	323	1,308	4.1	56	2
	Edgerrin James, Indianapolis <sup>5</sup> .....	310	1,259	4.1	43	11
	Tiki Barber, N.Y. Giants <sup>3</sup> .....	278	1,216	4.4	27	2
	*Domanick Davis, Hou. Texans.....	238	1,031	4.3	51	8
	Eddie George, Tennessee <sup>7</sup> .....	312	1,031	3.3	27	5
	Kevan Barlow, San Francisco.....	201	1,024	5.1	78	6
	Anthony Thomas, Chi. Bears <sup>2</sup> .....	244	1,024	4.2	67	6
2002	Ricky Williams, Miami <sup>8</sup> .....	383	1,853	4.8	63	16
	LaDainian Tomlinson, S.D. Chargers <sup>2</sup> .....	372	1,683	4.5	76	14
	Priest Holmes, Kansas City <sup>4</sup> .....	313	1,615	5.2	56	21
	*Clinton Portis, Denver.....	273	1,508	5.5	59	15
	Travis Henry, Buffalo.....	325	1,438	4.4	34	13
	Deuce McAllister, New Orleans.....	325	1,388	4.3	62	13
	Tiki Barber, N.Y. Giants <sup>2</sup> .....	304	1,387	4.6	70	11
	Jamal Lewis, Bal. Ravens <sup>2</sup> .....	308	1,327	4.3	75	6
	Fred Taylor, Jacksonville <sup>3</sup> .....	287	1,314	4.6	63	8
	Corey Dillon, Cincinnati <sup>8</sup> .....	314	1,311	4.2	67	7
	Michael Bennett, Minnesota <sup>2</sup> .....	255	1,296	5.1	85	5
	Ahman Green, Green Bay <sup>3</sup> .....	286	1,240	4.3	43	7
	Shaun Alexander, Seattle <sup>7</sup> .....	295	1,175	4.0	58	16

## OUTSTANDING PERFORMERS

Year	Player, Team	Att.	Yards	Avg.	Long	TD
	Eddie George, Tennessee <sup>a</sup>	343	1,165	3.4	35	12
	Curtis Martin, N.Y. Jets <sup>8</sup>	261	1,094	4.2	35	7
	Duce Staley, Philadelphia <sup>a</sup>	269	1,029	3.8	57	5
	James Stewart, Detroit <sup>2</sup>	231	1,021	4.4	56	4
2001	Priest Holmes, Kansas City <sup>2</sup>	327	1,555	4.8	41	8
	Curtis Martin, N.Y. Jets <sup>7</sup>	333	1,513	4.5	47	10
	Stephen Davis, Washington <sup>3</sup>	356	1,432	4.0	32	5
	Ahman Green, Green Bay <sup>2</sup>	304	1,387	4.6	83	9
	Marshall Faulk, St.L. Rams <sup>7</sup>	260	1,382	5.3	71	12
	Shaun Alexander, Seattle	309	1,318	4.3	88	14
	Corey Dillon, Cincinnati <sup>5</sup>	340	1,315	3.9	96	10
	Ricky Williams, New Orleans <sup>5</sup>	313	1,245	4.0	46	6
	*LaDainian Tomlinson, S.D. Chargers	339	1,236	3.6	54	10
	Garrison Hearst, San Francisco <sup>4</sup>	252	1,206	4.8	43	4
	*Anthony Thomas, Chi. Bears	278	1,183	4.3	46	7
	Antowain Smith, New England <sup>2</sup>	287	1,157	4.0	44	12
	*Dominic Rhodes, Indianapolis	233	1,104	4.7	77	9
	Jerome Bettis, Pittsburgh <sup>8</sup>	225	1,072	4.8	48	4
	Emmitt Smith, Dal. Cowboys <sup>1</sup>	261	1,021	3.9	44	3
2000	Edgerrin James, Indianapolis <sup>2</sup>	387	1,709	4.4	30	13
	Robert Smith, Minnesota <sup>a</sup>	295	1,521	5.2	72	7
	Eddie George, Tennessee <sup>5</sup>	403	1,509	3.7	35	14
	*Mike Anderson, Denver	297	1,487	5.0	80	15
	Corey Dillon, Cincinnati <sup>4</sup>	315	1,435	4.6	80	7
	Fred Taylor, Jacksonville <sup>2</sup>	292	1,399	4.8	71	12
	*Jamal Lewis, Bal. Ravens	309	1,364	4.4	45	6
	Marshall Faulk, St.L. Rams <sup>5</sup>	253	1,359	5.4	36	18
	Jerome Bettis, Pittsburgh <sup>7</sup>	355	1,341	3.8	30	8
	Stephen Davis, Washington <sup>2</sup>	332	1,318	4.0	50	11
	Ricky Watters, Seattle <sup>2</sup>	278	1,242	4.5	55	7
	Curtis Martin, N.Y. Jets <sup>6</sup>	316	1,204	3.8	55	9
	Emmitt Smith, Dal. Cowboys <sup>10</sup>	294	1,203	4.1	52	9
	James Stewart, Detroit	339	1,184	3.5	34	10
	Ahman Green, Green Bay	263	1,175	4.5	39	10
	Charlie Garner, San Francisco <sup>2</sup>	258	1,142	4.4	42	7
	Lamar Smith, Miami	309	1,139	3.7	68	14
	Warrick Dunn, Tampa Bay <sup>2</sup>	248	1,133	4.6	70	8
	James Allen, Chi. Bears	290	1,120	3.9	29	2
	Tyrone Wheatley, Oak. Raiders	232	1,046	4.5	80	9
	Jamal Anderson, Atlanta <sup>1</sup>	282	1,024	3.6	42	6
	Tiki Barber, N.Y. Giants	213	1,006	4.7	78	8
	Ricky Williams, New Orleans	248	1,000	4.0	26	8
1999	*Edgerrin James, Indianapolis	369	1,553	4.2	72	13
	Curtis Martin, N.Y. Jets <sup>5</sup>	367	1,464	4.0	50	5
	Stephen Davis, Washington	290	1,405	4.8	76	17
	Emmitt Smith, Dal. Cowboys <sup>4</sup>	329	1,397	4.3	63	11
	Marshall Faulk, St.L. Rams <sup>5</sup>	253	1,381	5.5	58	7
	Eddie George, Tennessee <sup>4</sup>	320	1,304	4.1	40	9
	Duce Staley, Philadelphia <sup>a</sup>	325	1,273	3.9	29	4
	Charlie Garner, San Francisco	241	1,229	5.1	53	4
	Ricky Watters, Seattle <sup>4</sup>	325	1,210	3.7	45	5
	Corey Dillon, Cincinnati <sup>3</sup>	263	1,200	4.6	50	5
	*Olandis Gary, Denver	276	1,159	4.2	71	7
	Jerome Bettis, Pittsburgh <sup>6</sup>	299	1,091	3.7	35	7
	Dorsey Levens, Green Bay <sup>2</sup>	279	1,034	3.7	36	9
	Robert Smith, Minnesota <sup>3</sup>	221	1,015	4.6	70	2
1998	Terrell Davis, Denver <sup>4</sup>	392	2,008	5.1	70	21
	Jamal Anderson, Atlanta <sup>1</sup>	410	1,846	4.5	48	14
	Garrison Hearst, San Francisco <sup>3</sup>	310	1,570	5.1	96	7
	Barry Sanders, Detroit <sup>10</sup>	343	1,491	4.3	73	4
	Emmitt Smith, Dal. Cowboys <sup>8</sup>	319	1,332	4.2	32	13
	Marshall Faulk, Indianapolis <sup>4</sup>	324	1,319	4.1	68	6
	Eddie George, Tennessee <sup>3</sup>	348	1,294	3.7	37	5
	Curtis Martin, N.Y. Jets <sup>4</sup>	369	1,287	3.5	60	8
	Ricky Watters, Seattle <sup>5</sup>	319	1,239	3.9	39	9
	*Fred Taylor, Jacksonville	264	1,223	4.6	77	14
	Robert Smith, Minnesota <sup>a</sup>	249	1,187	4.8	74	6
	Jerome Bettis, Pittsburgh <sup>5</sup>	316	1,185	3.8	42	3
	Corey Dillon, Cincinnati <sup>2</sup>	262	1,130	4.3	66	4

## OUTSTANDING PERFORMERS

Year	Player, Team	Att.	Yards	Avg.	Long	TD
	Antowain Smith, Buffalo	300	1,124	3.7	30	8
	*Robert Edwards, New England	291	1,115	3.8	53	9
	Duce Staley, Philadelphia	258	1,065	4.1	64	5
	Gary Brown, N.Y. Giants <sup>2</sup>	247	1,063	4.3	45	5
	Adrian Murrell, Arizona <sup>3</sup>	274	1,042	3.8	32	8
	Warrick Dunn, Tampa Bay	245	1,026	4.2	50	2
	Priest Holmes, Bal. Ravens	233	1,008	4.3	56	7
1997	Barry Sanders, Detroit <sup>4</sup>	335	2,053	6.1	82	11
	Terrell Davis, Denver <sup>3</sup>	369	1,750	4.7	50	15
	Jerome Bettis, Pittsburgh <sup>1</sup>	375	1,665	4.4	34	7
	Dorsey Levens, Green Bay	329	1,435	4.4	52	7
	Eddie George, Tennessee <sup>2</sup>	357	1,399	3.9	30	6
	Napoleon Kaufman, Oak. Raiders	272	1,294	4.8	83	6
	Robert Smith, Minnesota	232	1,266	5.5	78	6
	Curtis Martin, New England <sup>4</sup>	274	1,160	4.2	70	4
	*Corey Dillon, Cincinnati	233	1,129	4.8	71	10
	Ricky Watters, Philadelphia <sup>4</sup>	285	1,110	3.9	28	7
	Adrian Murrell, N.Y. Jets <sup>2</sup>	300	1,086	3.6	43	7
	Emmitt Smith, Dal. Cowboys <sup>2</sup>	261	1,074	4.1	44	4
	Marshall Faulk, Indianapolis <sup>3</sup>	264	1,054	4.0	45	7
	Raymont Harris, Chi. Bears	275	1,033	3.8	68	10
	Garrison Hearst, San Francisco <sup>2</sup>	234	1,019	4.4	51	4
	Jamal Anderson, Atlanta <sup>2</sup>	290	1,002	3.5	39	7
1996	Barry Sanders, Detroit <sup>4</sup>	307	1,553	5.1	54	11
	Terrell Davis, Denver <sup>2</sup>	345	1,538	4.5	71	13
	Jerome Bettis, Pittsburgh <sup>1</sup>	320	1,431	4.5	50	11
	Ricky Watters, Philadelphia <sup>4</sup>	353	1,411	4.0	56	13
	*Eddie George, Hou. Oilers	335	1,368	4.1	76	8
	Terry Allen, Washington <sup>4</sup>	347	1,353	3.9	49	21
	Adrian Murrell, N.Y. Jets	301	1,249	4.1	78	6
	Emmitt Smith, Dal. Cowboys <sup>5</sup>	327	1,204	3.7	42	12
	Curtis Martin, New England <sup>2</sup>	316	1,152	3.6	57	14
	Anthony Johnson, Carolina	300	1,120	3.7	29	6
	*Karim Abdul-Jabbar, Miami	307	1,116	3.6	29	11
	Jamal Anderson, Atlanta	232	1,055	4.5	32	5
	Thurman Thomas, Buffalo <sup>8</sup>	281	1,033	3.7	36	8
1995	Emmitt Smith, Dal. Cowboys <sup>5</sup>	377	1,773	4.7	60	25
	Barry Sanders, Detroit <sup>1</sup>	314	1,500	4.8	75	11
	*Curtis Martin, New England	368	1,487	4.0	49	14
	Chris Warren, Seattle <sup>4</sup>	310	1,346	4.3	52	15
	Terry Allen, Washington <sup>3</sup>	338	1,309	3.9	28	10
	Ricky Watters, Philadelphia <sup>2</sup>	337	1,273	3.8	57	11
	Errict Rhett, Tampa Bay <sup>2</sup>	332	1,207	3.6	21	11
	Rodney Hampton, N.Y. Giants <sup>5</sup>	306	1,182	3.9	32	10
	*Terrell Davis, Denver	237	1,117	4.7	60	7
	Harvey Williams, Oak. Raiders	255	1,114	4.4	60	9
	Craig Heyward, Atlanta	236	1,083	4.6	31	6
	Marshall Faulk, Indianapolis <sup>2</sup>	289	1,078	3.7	40	11
	*Rashaan Salaam, Chi. Bears	296	1,074	3.6	42	10
	Garrison Hearst, Arizona	284	1,070	3.8	38	1
	Edgar Bennett, Green Bay	316	1,067	3.4	23	3
	Thurman Thomas, Buffalo <sup>7</sup>	267	1,005	3.8	49	6
1994	Barry Sanders, Detroit <sup>4</sup>	331	1,883	5.7	85	7
	Chris Warren, Seattle <sup>3</sup>	333	1,545	4.6	41	9
	Emmitt Smith, Dal. Cowboys <sup>4</sup>	368	1,484	4.0	46	21
	Natrone Means, S.D. Chargers	343	1,350	3.9	25	12
	*Marshall Faulk, Indianapolis	314	1,282	4.1	52	11
	Thurman Thomas, Buffalo <sup>6</sup>	287	1,093	3.8	29	7
	Rodney Hampton, N.Y. Giants <sup>4</sup>	327	1,075	3.3	27	6
	Terry Allen, Minnesota <sup>2</sup>	255	1,031	4.0	45	8
	Jerome Bettis, L.A. Rams <sup>2</sup>	319	1,025	3.2	19	3
	*Errict Rhett, Tampa Bay	284	1,011	3.6	27	7
1993	Emmitt Smith, Dal. Cowboys <sup>3</sup>	283	1,486	5.3	62	9
	*Jerome Bettis, L.A. Rams	294	1,429	4.9	71	7
	Thurman Thomas, Buffalo <sup>5</sup>	355	1,315	3.7	27	6
	Eric Pegram, Atlanta	292	1,185	4.1	29	3
	Barry Sanders, Detroit <sup>4</sup>	243	1,115	4.6	42	3
	Leonard Russell, New England	300	1,088	3.6	21	7
	Rodney Hampton, N.Y. Giants <sup>3</sup>	292	1,077	3.7	20	5

## OUTSTANDING PERFORMERS

Year	Player, Team	Att.	Yards	Avg.	Long	TD
	Chris Warren, Seattle <sup>2</sup> .....	273	1,072	3.9	45	7
	*Reggie Brooks, Washington.....	223	1,063	4.8	85	3
	*Ron Moore, Phoenix .....	263	1,018	3.9	20	9
	Gary Brown, Hou. Oilers .....	195	1,002	5.1	26	6
1992	Emmitt Smith, Dal. Cowboys <sup>2</sup> .....	373	1,713	4.6	68	18
	Barry Foster, Pittsburgh.....	390	1,690	4.3	69	11
	Thurman Thomas, Buffalo <sup>4</sup> .....	312	1,487	4.8	44	9
	Barry Sanders, Detroit <sup>4</sup> .....	312	1,352	4.3	55	9
	Lorenzo White, Hou. Oilers .....	265	1,226	4.6	44	7
	Terry Allen, Minnesota .....	266	1,201	4.5	51	13
	Reggie Cobb, Tampa Bay .....	310	1,171	3.8	25	9
	Harold Green, Cincinnati.....	265	1,170	4.4	53	2
	Rodney Hampton, N.Y. Giants <sup>2</sup> .....	257	1,141	4.4	63	14
	Cleveland Gary, L.A. Rams .....	279	1,125	4.0	63	7
	Herschel Walker, Philadelphia <sup>2</sup> .....	267	1,070	4.0	38	8
	Chris Warren, Seattle.....	223	1,017	4.6	52	3
	Ricky Watters, San Francisco.....	206	1,013	4.9	43	9
1991	Emmitt Smith, Dal. Cowboys.....	365	1,563	4.3	75	12
	Barry Sanders, Detroit <sup>3</sup> .....	342	1,548	4.5	69	16
	Thurman Thomas, Buffalo <sup>3</sup> .....	288	1,407	4.9	33	7
	Rodney Hampton, N.Y. Giants .....	256	1,059	4.1	44	10
	Earnest Byner, Washington <sup>3</sup> .....	274	1,048	3.8	32	5
	Gaston Green, Denver .....	261	1,037	4.0	63	4
	Christian Okoye, Kansas City <sup>2</sup> .....	225	1,031	4.6	48	9
1990	Barry Sanders, Detroit <sup>2</sup> .....	255	1,304	5.1	45	13
	Thurman Thomas, Buffalo <sup>2</sup> .....	271	1,297	4.8	80	11
	Marion Butts, S.D. Chargers .....	265	1,225	4.6	52	8
	Earnest Byner, Washington <sup>2</sup> .....	297	1,219	4.1	22	6
	Bobby Humphrey, Denver <sup>2</sup> .....	288	1,202	4.2	37	7
	Neal Anderson, Chi. Bears <sup>3</sup> .....	260	1,078	4.1	52	10
	Barry Word, Kansas City.....	204	1,015	5.0	53	4
	James Brooks, Cincinnati <sup>3</sup> .....	195	1,004	5.1	56	5
1989	Christian Okoye, Kansas City.....	370	1,480	4.0	59	12
	*Barry Sanders, Detroit .....	280	1,470	5.3	34	14
	Eric Dickerson, Indianapolis <sup>2</sup> .....	314	1,311	4.2	21	7
	Neal Anderson, Chi. Bears <sup>2</sup> .....	274	1,275	4.7	73	11
	Dalton Hilliard, New Orleans .....	344	1,262	3.7	40	13
	Thurman Thomas, Buffalo .....	298	1,244	4.2	38	6
	James Brooks, Cincinnati <sup>2</sup> .....	221	1,239	5.6	65	7
	*Bobby Humphrey, Denver.....	294	1,151	3.9	40	7
	Greg Bell, L.A. Rams <sup>3</sup> .....	272	1,137	4.2	47	15
	Roger Craig, San Francisco <sup>3</sup> .....	271	1,054	3.9	27	6
	Ottis Anderson, N.Y. Giants <sup>3</sup> .....	325	1,023	3.1	36	14
1988	Eric Dickerson, Indianapolis <sup>6</sup> .....	388	1,659	4.3	41	14
	Herschel Walker, Dal. Cowboys .....	361	1,514	4.2	38	5
	Roger Craig, San Francisco <sup>2</sup> .....	310	1,502	4.8	46	9
	Greg Bell, L.A. Rams <sup>2</sup> .....	288	1,212	4.2	44	16
	*John Stephens, New England.....	297	1,168	3.9	52	4
	Gary Anderson, S.D. Chargers.....	225	1,119	5.0	36	3
	Neal Anderson, Chi. Bears .....	249	1,106	4.4	80	12
	Joe Morris, N.Y. Giants <sup>3</sup> .....	307	1,083	3.5	27	5
	*Ickey Woods, Cincinnati.....	203	1,066	5.3	56	15
	Curt Warner, Seattle <sup>4</sup> .....	266	1,025	3.9	29	10
	John Settle, Atlanta .....	232	1,024	4.4	62	7
	Mike Rozier, Hou. Oilers.....	251	1,002	4.0	28	10
1987	Charles White, L.A. Rams.....	324	1,374	4.2	58	11
	Eric Dickerson, L.A. Rams-Indianapolis <sup>5</sup> .....	283	1,288	4.6	57	6
1986	Eric Dickerson, L.A. Rams <sup>4</sup> .....	404	1,821	4.5	42	11
	Joe Morris, N.Y. Giants <sup>2</sup> .....	341	1,516	4.4	54	14
	Curt Warner, Seattle <sup>3</sup> .....	319	1,481	4.6	60	13
	*Rueben Mayes, New Orleans .....	286	1,353	4.7	50	8
	Walter Payton, Chi. Bears <sup>10</sup> .....	321	1,333	4.2	41	8
	Gerald Riggs, Atlanta <sup>3</sup> .....	343	1,327	3.9	31	9
	George Rogers, Washington <sup>4</sup> .....	303	1,203	4.0	42	18
	James Brooks, Cincinnati.....	205	1,087	5.3	56	5
1985	Marcus Allen, L.A. Raiders <sup>3</sup> .....	390	1,759	4.6	61	11
	Gerald Riggs, Atlanta <sup>2</sup> .....	397	1,719	4.3	50	10
	Walter Payton, Chi. Bears <sup>9</sup> .....	324	1,551	4.8	40	9
	Joe Morris, N.Y. Giants.....	294	1,336	4.5	65	21

## OUTSTANDING PERFORMERS

Year	Player, Team	Att.	Yards	Avg.	Long	TD
	Freeman McNeil, N.Y. Jets <sup>2</sup> .....	294	1,331	4.5	69	3
	Tony Dorsett, Dal. Cowboys <sup>8</sup> .....	305	1,307	4.3	60	7
	James Wilder, Tampa Bay <sup>2</sup> .....	365	1,300	3.6	28	10
	Eric Dickerson, L.A. Rams <sup>3</sup> .....	292	1,234	4.2	43	12
	Craig James, New England.....	263	1,227	4.7	65	5
	Kevin Mack, Cle. Browns.....	222	1,104	5.0	61	7
	Curt Warner, Seattle <sup>2</sup> .....	291	1,094	3.8	38	8
	George Rogers, Washington <sup>3</sup> .....	231	1,093	4.7	35	7
	Roger Craig, San Francisco.....	214	1,050	4.9	62	9
	Earnest Jackson, Philadelphia <sup>2</sup> .....	282	1,028	3.6	59	5
	Stump Mitchell, St.L. Cardinals.....	183	1,006	5.5	64	7
	Earnest Byner, Cle. Browns.....	244	1,002	4.1	36	8
1984	Eric Dickerson, L.A. Rams <sup>2</sup> .....	379	2,105	5.6	66	14
	Walter Payton, Chi. Bears <sup>8</sup> .....	381	1,684	4.4	72	11
	James Wilder, Tampa Bay.....	407	1,544	3.8	37	13
	Gerald Riggs, Atlanta.....	353	1,486	4.2	57	13
	Wendell Tyler, San Francisco <sup>3</sup> .....	246	1,262	5.1	40	7
	John Riggins, Washington <sup>2</sup> .....	327	1,239	3.8	24	14
	Tony Dorsett, Dal. Cowboys <sup>1</sup> .....	302	1,189	3.9	31	6
	Earnest Jackson, S.D. Chargers.....	296	1,179	4.0	32	8
	Ottis Anderson, St.L. Cardinals <sup>5</sup> .....	289	1,174	4.1	24	6
	Marcus Allen, L.A. Raiders <sup>2</sup> .....	275	1,168	4.2	52	13
	Sammy Winder, Denver.....	296	1,153	3.9	24	4
	*Greg Bell, Buffalo.....	262	1,100	4.2	85	7
	Freeman McNeil, N.Y. Jets.....	229	1,070	4.7	53	5
1983	*Eric Dickerson, L.A. Rams.....	390	1,808	4.6	85	18
	William Andrews, Atlanta <sup>2</sup> .....	331	1,567	4.7	27	7
	*Curt Warner, Seattle.....	335	1,449	4.3	60	13
	Walter Payton, Chi. Bears <sup>7</sup> .....	314	1,421	4.5	49	6
	John Riggins, Washington <sup>4</sup> .....	375	1,347	3.6	44	24
	Tony Dorsett, Dal. Cowboys <sup>5</sup> .....	289	1,321	4.6	77	8
	Earl Campbell, Hou. Oilers <sup>5</sup> .....	322	1,301	4.0	42	12
	Ottis Anderson, St.L. Cardinals <sup>4</sup> .....	296	1,270	4.3	43	5
	Mike Pruitt, Cle. Browns <sup>4</sup> .....	293	1,184	4.0	27	10
	George Rogers, New Orleans <sup>2</sup> .....	256	1,144	4.5	76	5
	Joe Cribbs, Buffalo <sup>3</sup> .....	263	1,131	4.3	45	3
	Curtis Dickey, Bal. Colts.....	254	1,122	4.4	56	4
	Tony Collins, New England.....	219	1,049	4.8	50	10
	Billy Sims, Detroit <sup>1</sup> .....	220	1,040	4.7	41	7
	Marcus Allen, L.A. Raiders.....	266	1,014	3.8	19	9
	Franco Harris, Pittsburgh <sup>8</sup> .....	279	1,007	3.6	19	5
1981	*George Rogers, New Orleans.....	378	1,674	4.4	79	13
	Tony Dorsett, Dal. Cowboys <sup>2</sup> .....	342	1,646	4.8	75	4
	Billy Sims, Detroit <sup>2</sup> .....	296	1,437	4.9	51	13
	Wilbert Montgomery, Philadelphia <sup>3</sup> .....	286	1,402	4.9	41	8
	Ottis Anderson, St.L. Cardinals <sup>3</sup> .....	328	1,376	4.2	28	9
	Earl Campbell, Hou. Oilers <sup>4</sup> .....	361	1,376	3.8	43	10
	William Andrews, Atlanta <sup>2</sup> .....	289	1,301	4.5	29	10
	Walter Payton, Chi. Bears <sup>6</sup> .....	339	1,222	3.6	39	6
	Chuck Muncie, S.D. Chargers <sup>2</sup> .....	251	1,144	4.6	73	19
	*Joe Delaney, Kansas City.....	234	1,121	4.8	82	3
	Mike Pruitt, Cle. Browns <sup>3</sup> .....	247	1,103	4.5	21	7
	Joe Cribbs, Buffalo <sup>2</sup> .....	257	1,097	4.3	35	3
	Pete Johnson, Cincinnati.....	274	1,077	3.9	39	12
	Wendell Tyler, L.A. Rams <sup>2</sup> .....	260	1,074	4.1	69	12
	Ted Brown, Minnesota.....	274	1,063	3.9	34	6
1980	Earl Campbell, Hou. Oilers <sup>3</sup> .....	373	1,934	5.2	55	13
	Walter Payton, Chi. Bears <sup>2</sup> .....	317	1,460	4.6	69	6
	Ottis Anderson, St.L. Cardinals <sup>2</sup> .....	301	1,352	4.5	52	9
	William Andrews, Atlanta <sup>2</sup> .....	265	1,308	4.9	33	4
	*Billy Sims, Detroit.....	313	1,303	4.2	52	13
	Tony Dorsett, Dal. Cowboys <sup>4</sup> .....	278	1,185	4.3	56	11
	*Joe Cribbs, Buffalo.....	306	1,185	3.9	48	11
	Mike Pruitt, Cle. Browns <sup>2</sup> .....	249	1,034	4.2	56	6
1979	Earl Campbell, Hou. Oilers <sup>2</sup> .....	368	1,697	4.6	61	19
	Walter Payton, Chi. Bears <sup>4</sup> .....	369	1,610	4.4	43	14
	*Ottis Anderson, St.L. Cardinals.....	331	1,605	4.8	76	8
	Wilbert Montgomery, Philadelphia <sup>2</sup> .....	338	1,512	4.5	62	9
	Mike Pruitt, Cle. Browns.....	264	1,294	4.9	77	9

## OUTSTANDING PERFORMERS

Year	Player, Team	Att.	Yards	Avg.	Long	TD
	Ricky Bell, Tampa Bay.....	283	1,263	4.5	49	7
	Chuck Muncie, New Orleans.....	238	1,198	5.0	69	11
	Franco Harris, Pittsburgh <sup>7</sup> .....	267	1,186	4.4	71	11
	John Riggins, Washington <sup>3</sup> .....	260	1,153	4.4	66	9
	Wendell Tyler, L.A. Rams.....	218	1,109	5.1	63	9
	Tony Dorsett, Dal. Cowboys <sup>3</sup> .....	250	1,107	4.4	41	6
	*William Andrews, Atlanta.....	239	1,023	4.3	23	3
1978	*Earl Campbell, Hou. Oilers.....	302	1,450	4.8	81	13
	Walter Payton, Chi. Bears <sup>2</sup> .....	333	1,395	4.2	76	11
	Tony Dorsett, Dal. Cowboys <sup>2</sup> .....	290	1,325	4.6	63	7
	Delvin Williams, Miami <sup>2</sup> .....	272	1,258	4.6	58	8
	Wilbert Montgomery, Philadelphia.....	259	1,220	4.7	47	9
	Terdell Middleton, Green Bay.....	284	1,116	3.9	76	11
	Franco Harris, Pittsburgh <sup>6</sup> .....	310	1,082	3.5	37	8
	Mark van Eeghen, Oak. Raiders <sup>3</sup> .....	270	1,080	4.0	34	9
	*Terry Miller, Buffalo.....	238	1,060	4.5	60	7
	Tony Reed, Kansas City.....	206	1,053	5.1	62	5
	John Riggins, Washington <sup>2</sup> .....	248	1,014	4.1	31	5
1977	Walter Payton, Chi. Bears <sup>2</sup> .....	339	1,852	5.5	73	14
	Mark van Eeghen, Oak. Raiders <sup>2</sup> .....	324	1,273	3.9	27	7
	Lawrence McCutcheon, L.A. Rams <sup>4</sup> .....	294	1,238	4.2	48	7
	Franco Harris, Pittsburgh <sup>5</sup> .....	300	1,162	3.9	61	11
	Lydell Mitchell, Bal. Colts <sup>3</sup> .....	301	1,159	3.9	64	3
	Chuck Foreman, Minnesota <sup>2</sup> .....	270	1,112	4.1	51	6
	Greg Pruitt, Cle. Browns <sup>1</sup> .....	236	1,086	4.6	78	3
	Sam Cunningham, New England.....	270	1,015	3.8	31	4
	*Tony Dorsett, Dal. Cowboys.....	208	1,007	4.8	84	12
1976	O.J. Simpson, Buffalo <sup>2</sup> .....	290	1,503	5.2	75	8
	Walter Payton, Chi. Bears.....	311	1,390	4.5	60	13
	Delvin Williams, San Francisco.....	248	1,203	4.9	80	7
	Lydell Mitchell, Bal. Colts <sup>2</sup> .....	289	1,200	4.2	43	5
	Lawrence McCutcheon, L.A. Rams <sup>3</sup> .....	291	1,168	4.0	40	9
	Chuck Foreman, Minnesota <sup>2</sup> .....	278	1,155	4.2	46	13
	Franco Harris, Pittsburgh <sup>4</sup> .....	289	1,128	3.9	30	14
	Mike Thomas, Washington.....	254	1,101	4.3	28	5
	Rocky Bleier, Pittsburgh.....	220	1,036	4.7	28	5
	Mark van Eeghen, Oak. Raiders.....	233	1,012	4.3	21	3
	Otis Armstrong, Denver <sup>2</sup> .....	247	1,008	4.1	31	5
	Greg Pruitt, Cle. Browns <sup>2</sup> .....	209	1,000	4.8	64	4
1975	O.J. Simpson, Buffalo <sup>1</sup> .....	329	1,817	5.5	88	16
	Franco Harris, Pittsburgh <sup>3</sup> .....	262	1,246	4.8	36	10
	Lydell Mitchell, Bal. Colts.....	289	1,193	4.1	70	11
	Jim Otis, St.L. Cardinals.....	269	1,076	4.0	30	5
	Chuck Foreman, Minnesota.....	280	1,070	3.8	31	13
	Greg Pruitt, Cle. Browns.....	217	1,067	4.9	50	8
	John Riggins, N.Y. Jets.....	238	1,005	4.2	42	8
	Dave Hampton, Atlanta.....	250	1,002	4.0	22	5
1974	Otis Armstrong, Denver.....	263	1,407	5.3	43	9
	*Don Woods, S.D. Chargers.....	227	1,162	5.1	56	7
	O.J. Simpson, Buffalo <sup>3</sup> .....	270	1,125	4.2	41	3
	Lawrence McCutcheon, L.A. Rams <sup>2</sup> .....	236	1,109	4.7	23	3
	Franco Harris, Pittsburgh <sup>2</sup> .....	208	1,006	4.8	54	5
1973	O.J. Simpson, Buffalo <sup>2</sup> .....	332	2,003	6.0	80	12
	John Brockington, Green Bay <sup>1</sup> .....	265	1,144	4.3	53	3
	Calvin Hill, Dal. Cowboys <sup>2</sup> .....	273	1,142	4.2	21	6
	Lawrence McCutcheon, L.A.....	210	1,097	5.2	37	2
	Larry Csonka, Miami <sup>1</sup> .....	219	1,003	4.6	25	5
1972	O.J. Simpson, Buffalo.....	292	1,251	4.3	94	6
	Larry Brown, Washington <sup>2</sup> .....	285	1,216	4.3	38	8
	Ron Johnson, N.Y. Giants <sup>2</sup> .....	298	1,182	4.0	35	9
	Larry Csonka, Miami <sup>2</sup> .....	213	1,117	5.2	45	6
	Marv Hubbard, Oak. Raiders.....	219	1,100	5.0	39	4
	*Franco Harris, Pittsburgh.....	188	1,055	5.6	75	10
	Calvin Hill, Dal. Cowboy.....	245	1,036	4.2	26	6
	Mike Garrett, S.D. Chargers <sup>2</sup> .....	272	1,031	3.8	41	6
	John Brockington, Green Bay <sup>2</sup> .....	274	1,027	3.7	30	8
	Eugene (Mercury) Morris, Miami.....	190	1,000	5.3	33	12
1971	Floyd Little, Denver.....	284	1,133	4.0	40	6
	*John Brockington, Green Bay.....	216	1,105	5.1	52	4



## OUTSTANDING PERFORMERS

Year	Player, Team	Att.	Yards	Avg.	Long	TD
	Larry Csonka, Miami .....	195	1,051	5.4	28	7
	Steve Owens, Detroit .....	246	1,035	4.2	23	8
	Willie Ellison, L.A. Rams .....	211	1,000	4.7	80	4
1970	Larry Brown, Washington .....	237	1,125	4.7	75	5
	Ron Johnson, N.Y. Giants .....	263	1,027	3.9	68	8
1969	Gale Sayers, Chi. Bears <sup>2</sup> .....	236	1,032	4.4	28	8
1968	Leroy Kelly, Cle. Browns <sup>3</sup> .....	248	1,239	5.0	65	16
	*Paul Robinson, Cincinnati .....	238	1,023	4.3	87	8
1967	Jim Nance, Bos. Patriots <sup>2</sup> .....	269	1,216	4.5	53	7
	Leroy Kelly, Cle. Browns <sup>2</sup> .....	235	1,205	5.1	42	11
	Hoyle Granger, Hou. Oilers .....	236	1,194	5.1	67	6
	Mike Garrett, Kansas City .....	236	1,087	4.6	58	9
1966	Jim Nance, Bos. Patriots .....	299	1,458	4.9	65	11
	Gale Sayers, Chi. Bears .....	229	1,231	5.4	58	8
	Leroy Kelly, Cle. Browns .....	209	1,141	5.5	70	15
	Dick Bass, L.A. Rams <sup>2</sup> .....	248	1,090	4.4	50	8
1965	Jim Brown, Cle. Browns <sup>2</sup> .....	289	1,544	5.3	67	17
	Paul Lowe, S.D. Chargers <sup>2</sup> .....	222	1,121	5.0	59	7
1964	Jim Brown, Cle. Browns <sup>4</sup> .....	280	1,446	5.2	71	7
	Jim Taylor, Green Bay <sup>6</sup> .....	235	1,169	5.0	84	12
	John Henry Johnson, Pittsburgh <sup>h</sup> .....	235	1,048	4.5	45	7
1963	Jim Brown, Cle. Browns <sup>5</sup> .....	291	1,863	6.4	80	12
	Clem Daniels, Oak. Raiders .....	215	1,099	5.1	74	3
	Jim Taylor, Green Bay <sup>7</sup> .....	248	1,018	4.1	40	9
	Paul Lowe, S.D. Chargers .....	177	1,010	5.7	66	8
1962	Jim Taylor, Green Bay <sup>3</sup> .....	272	1,474	5.4	51	19
	John Henry Johnson, Pittsburgh .....	251	1,141	4.5	40	7
	Cookie Gilchrist, Buffalo .....	214	1,096	5.1	44	13
	Abner Haynes, Dal. Texans .....	221	1,049	4.7	71	13
	Dick Bass, L.A. Rams .....	196	1,033	5.3	57	6
	Charlie Tolar, Hou. Oilers .....	244	1,012	4.1	25	7
1961	Jim Brown, Cle. Browns <sup>4</sup> .....	305	1,408	4.6	38	8
	Jim Taylor, Green Bay <sup>2</sup> .....	243	1,307	5.4	53	15
1960	Jim Brown, Cle. Browns <sup>3</sup> .....	215	1,257	5.8	71	9
	Jim Taylor, Green Bay .....	230	1,101	4.8	32	11
	John David Crow, St.L. Cardinals .....	183	1,071	5.9	57	6
1959	Jim Brown, Cle. Browns <sup>2</sup> .....	290	1,329	4.6	70	14
	J.D. Smith, San Francisco .....	207	1,036	5.0	73	10
1958	Jim Brown, Cle. Browns .....	257	1,527	5.9	65	17
1956	Rick Casares, Chi. Bears .....	234	1,126	4.8	68	12
1954	Joe Perry, San Francisco <sup>2</sup> .....	173	1,049	6.1	58	8
1953	Joe Perry, San Francisco .....	192	1,018	5.3	51	10
1949	Steve Van Buren, Philadelphia <sup>2</sup> .....	263	1,146	4.4	41	11
	Tony Canadeo, Green Bay .....	208	1,052	5.1	54	4
1947	Steve Van Buren, Philadelphia .....	217	1,008	4.6	45	13
1934	*Beattie Feathers, Chi. Bears .....	119	1,004	8.4	82	8

\*First season of professional football. NOTE: Numeral in superscript indicates season number player accomplished feat.

### 200 YARDS RUSHING IN A GAME

Date	Player, Team, Opponent	Att.	Yards	TD
Dec. 9, 2021	Dalvin Cook, Minnesota vs. Pittsburgh .....	27	205	2
Jan. 3, 2021	*Jonathan Taylor, Indianapolis vs. Jacksonville .....	30	253	2
Jan. 3, 2021	Derrick Henry, Tennessee vs. Hou. Texans .....	34	250	2
Dec. 13, 2020	Derrick Henry, Tennessee vs. Jacksonville .....	26	215	2
Oct. 18, 2020	Derrick Henry, Tennessee vs. Hou. Texans (OT) .....	22	212	2
Nov. 8, 2020	Dalvin Cook, Minnesota vs. Detroit .....	22	206	2
Dec. 29, 2019	Derrick Henry, Tennessee vs. Hou. Texans .....	32	211	3
Sept. 29, 2019	Leonard Fournette, Jacksonville vs. Denver .....	29	225	0
Dec. 6, 2018	Derrick Henry, Tennessee vs. Jacksonville .....	17	238	4
Oct. 14, 2018	Todd Gurley, L.A. Rams vs. Denver .....	28	208	2
Oct. 7, 2018	Isaiah Crowell, N.Y. Jets vs. Denver .....	15	219	1
Dec. 24, 2016	Jay Ajayi, Miami vs. Buffalo (OT) .....	32	206	1
Dec. 11, 2016	Le'Veon Bell, Pittsburgh vs. Buffalo .....	38	236	3
Oct. 23, 2016	Jay Ajayi, Miami vs. Buffalo .....	28	214	1
Oct. 16, 2016	Jay Ajayi, Miami vs. Pittsburgh .....	25	204	2
Nov. 22, 2015	Doug Martin, Tampa Bay vs. Philadelphia .....	27	235	0
Nov. 22, 2015	*Thomas Rawls, Seattle vs. San Francisco (OT) .....	30	209	1
Nov. 15, 2015	Adrian Peterson, Minnesota vs. Oak. Raiders (OT) .....	26	203	1
Nov. 17, 2014	Le'Veon Bell, Pittsburgh vs. Tennessee .....	33	204	1
Nov. 16, 2014	Jonas Gray, New England vs. Indianapolis .....	37	201	4

## OUTSTANDING PERFORMERS

Date	Player, Team, Opponent	Att.	Yards	TD
Dec. 8, 2013	LeSean McCoy, Philadelphia vs. Detroit.....	29	217	2
Dec. 1, 2013	Adrian Peterson, Minnesota vs. Chi. Bears (OT).....	35	211	0
Nov. 24, 2013	Knowshon Moreno, Denver vs. New England (OT).....	37	224	1
Dec. 30, 2012	DeAngelo Williams, Carolina vs. New Orleans.....	21	210	2
Dec. 30, 2012	*Alfred Morris, Washington vs. Dal. Cowboys.....	33	200	3
Dec. 23, 2012	Jamaal Charles, Kansas City vs. Indianapolis.....	22	226	1
Dec. 16, 2012	Adrian Peterson, Minnesota vs. St.L. Rams.....	24	212	1
Dec. 2, 2012	Adrian Peterson, Minnesota vs. Green Bay.....	21	210	1
Nov. 4, 2012	*Doug Martin, Tampa Bay vs. Oak. Raiders.....	25	251	4
Oct. 7, 2012	Ahmad Bradshaw, N.Y. Giants vs. Cle. Browns.....	30	200	1
Sept. 23, 2012	Jamaal Charles, Kansas City vs. New Orleans (OT).....	33	233	1
Dec. 18, 2011	Reggie Bush, Miami vs. Buffalo.....	25	203	1
Dec. 4, 2011	Ray Rice, Bal. Ravens vs. Cle. Browns.....	29	204	1
Nov. 27, 2011	Beanie Wells, Arizona vs. St.L. Rams.....	27	228	1
Oct. 23, 2011	*DeMarco Murray, Dal. Cowboys vs. St.L. Rams.....	25	253	1
Oct. 2, 2011	Matt Forte, Chi. Bears vs. Carolina.....	25	205	1
Sept. 12, 2010	Arian Foster, Hou. Texans vs. Indianapolis.....	33	231	3
Jan. 3, 2010	Jamaal Charles, Kansas City vs. Denver.....	25	259	2
Jan. 3, 2010	Fred Jackson, Buffalo vs. Indianapolis.....	33	212	0
Dec. 27, 2009	Jonathan Stewart, Carolina vs. N.Y. Giants.....	28	206	1
Dec. 20, 2009	Jerome Harrison, Cle. Browns vs. Kansas City.....	34	286	3
Nov. 1, 2009	Chris Johnson, Tennessee vs. Jacksonville.....	24	228	2
Oct. 18, 2009	Thomas Jones, N.Y. Jets vs. Buffalo (OT).....	22	210	1
Sept. 20, 2009	Frank Gore, San Francisco vs. Seattle.....	16	207	2
Dec. 28, 2008	Michael Turner, Atlanta vs. St.L. Rams.....	25	208	1
Dec. 21, 2008	Derrick Ward, N.Y. Giants vs. Carolina (OT).....	15	215	0
Sept. 7, 2008	Michael Turner, Atlanta vs. Detroit.....	22	220	2
Nov. 4, 2007	*Adrian Peterson, Minnesota vs. S.D. Chargers.....	30	296	3
Oct. 14, 2007	*Adrian Peterson, Minnesota vs. Chi. Bears.....	20	224	3
Sept. 16, 2007	Jamal Lewis, Cle. Browns vs. Cincinnati.....	27	216	1
Dec. 30, 2006	Tiki Barber, N.Y. Giants vs. Washington.....	23	234	3
Dec. 7, 2006	Willie Parker, Pittsburgh vs. Cle. Browns.....	32	223	1
Nov. 27, 2006	Shaun Alexander, Seattle vs. Green Bay.....	40	201	0
Nov. 19, 2006	Frank Gore, San Francisco vs. Seattle.....	24	212	0
Nov. 12, 2006	Willie Parker, Pittsburgh vs. New Orleans.....	22	213	2
Jan. 1, 2006	Larry Johnson, Kansas City vs. Cincinnati.....	26	201	3
Dec. 31, 2005	Tiki Barber, N.Y. Giants vs. Oak. Raiders.....	28	203	1
Dec. 17, 2005	Tiki Barber, N.Y. Giants vs. Kansas City.....	29	220	2
Nov. 20, 2005	Larry Johnson, Kansas City vs. Hou. Texans.....	36	211	2
Oct. 30, 2005	Tiki Barber, N.Y. Giants vs. Washington.....	24	206	1
Nov. 28, 2004	Rudi Johnson, Cincinnati vs. Cle. Browns.....	26	202	2
Nov. 21, 2004	Edgerrin James, Indianapolis vs. Chi. Bears.....	23	204	1
Dec. 28, 2003	Ahman Green, Green Bay vs. Denver.....	20	218	2
Dec. 28, 2003	LaDainian Tomlinson, S.D. Chargers vs. Oak. Raiders.....	31	243	2
Dec. 21, 2003	Jamal Lewis, Bal. Ravens vs. Cle. Browns.....	22	205	2
Dec. 7, 2003	Clinton Portis, Denver vs. Kansas City.....	22	218	5
Oct. 19, 2003	LaDainian Tomlinson, S.D. Chargers vs. Cle. Browns.....	26	200	1
Sept. 14, 2003	Jamal Lewis, Bal. Ravens vs. Cle. Browns.....	30	295	2
Dec. 29, 2002	*Clinton Portis, Denver vs. Arizona.....	24	228	2
Dec. 28, 2002	Tiki Barber, N.Y. Giants vs. Philadelphia.....	32	203	0
Dec. 9, 2002	Ricky Williams, Miami vs. Chi. Bears.....	31	216	2
Dec. 1, 2002	LaDainian Tomlinson, S.D. Chargers vs. Denver.....	37	220	3
Dec. 1, 2002	Ricky Williams, Miami vs. Buffalo.....	27	228	2
Sept. 29, 2002	LaDainian Tomlinson, S.D. Chargers vs. New England.....	27	217	2
Dec. 23, 2001	Marshall Faulk, St.L. Rams vs. Carolina.....	30	202	2
Nov. 11, 2001	Shaun Alexander, Seattle vs. Oak. Raiders.....	35	266	3
Dec. 24, 2000	Marshall Faulk, St.L. Rams vs. New Orleans.....	32	220	2
Dec. 3, 2000	Corey Dillon, Cincinnati vs. Arizona.....	35	216	1
Dec. 3, 2000	Warrick Dunn, Tampa Bay vs. Dal. Cowboys.....	22	210	2
Dec. 3, 2000	*Mike Anderson, Denver vs. New Orleans.....	37	251	4
Dec. 3, 2000	Curtis Martin, N.Y. Jets vs. Indianapolis.....	30	203	1
Nov. 19, 2000	Fred Taylor, Jacksonville vs. Pittsburgh.....	30	234	3
Oct. 22, 2000	Corey Dillon, Cincinnati vs. Denver.....	22	278	2
Oct. 15, 2000	Marshall Faulk, St.L. Rams vs. Atlanta.....	25	208	1
Oct. 15, 2000	Edgerrin James, Indianapolis vs. Seattle.....	38	219	3
Sept. 24, 2000	Charlie Garner, San Francisco vs. Dal. Cowboys.....	36	201	1
Sept. 3, 2000	Duce Staley, Philadelphia vs. Dal. Cowboys.....	26	201	1
Nov. 22, 1998	Priest Holmes, Bal. Ravens vs. Cincinnati.....	36	227	1
Oct. 11, 1998	Terrell Davis, Denver vs. Seattle.....	30	208	1

## OUTSTANDING PERFORMERS

Date	Player, Team, Opponent	Att.	Yards	TD
Dec. 4, 1997	*Corey Dillon, Cincinnati vs. Tennessee .....	39	246	4
Nov. 23, 1997	Barry Sanders, Detroit vs. Indianapolis .....	24	216	2
Oct. 26, 1997	Terrell Davis, Denver vs. Buffalo (OT) .....	42	207	1
Oct. 19, 1997	Napoleon Kaufman, Oak. Raiders vs. Denver .....	28	227	1
Oct. 12, 1997	Barry Sanders, Detroit vs. Tampa Bay .....	24	215	2
Sept. 21, 1997	Terrell Davis, Denver vs. Cincinnati .....	27	215	1
Aug. 31, 1997	Eddie George, Tennessee vs. Oak. Raiders (OT) .....	35	216	1
Sept. 22, 1996	LeShon Johnson, Arizona vs. New Orleans .....	21	214	2
Nov. 13, 1994	Barry Sanders, Detroit vs. Tampa Bay .....	26	237	0
Dec. 12, 1993	*Jerome Bettis, L.A. Rams vs. New Orleans .....	28	212	1
Oct. 31, 1993	Emmitt Smith, Dal. Cowboys vs. Philadelphia .....	30	237	1
Nov. 24, 1991	Barry Sanders, Detroit vs. Minnesota .....	23	220	4
Dec. 23, 1990	James Brooks, Cincinnati vs. Hou. Oilers .....	20	201	1
Oct. 14, 1990	Barry Word, Kansas City vs. Detroit .....	18	200	2
Sept. 24, 1990	Thurman Thomas, Buffalo vs. N.Y. Jets .....	18	214	0
Dec. 24, 1989	Greg Bell, L.A. Rams vs. New England .....	26	210	1
Sept. 24, 1989	Greg Bell, L.A. Rams vs. Green Bay .....	28	221	2
Sept. 17, 1989	Gerald Riggs, Washington vs. Philadelphia .....	29	221	1
Dec. 18, 1988	Gary Anderson, S.D. Chargers vs. Kansas City .....	34	217	1
Nov. 30, 1987	*Bo Jackson, L.A. Raiders vs. Seattle .....	18	221	2
Nov. 15, 1987	Charles White, L.A. Rams vs. St.L. Cardinals .....	34	213	1
Dec. 7, 1986	Rueben Mayes, New Orleans vs. Miami .....	28	203	2
Oct. 5, 1986	Eric Dickerson, L.A. Rams vs. Tampa Bay (OT) .....	30	207	2
Dec. 21, 1985	George Rogers, Washington vs. St.L. Cardinals .....	34	206	1
Dec. 21, 1985	Joe Morris, N.Y. Giants vs. Pittsburgh .....	36	202	3
Dec. 9, 1984	Eric Dickerson, L.A. Rams vs. Hou. Oilers .....	27	215	2
Nov. 18, 1984	*Greg Bell, Buffalo vs. Dal. Cowboys .....	27	206	1
Nov. 4, 1984	Eric Dickerson, L.A. Rams vs. St.L. Cardinals .....	21	208	0
Sept. 2, 1984	Gerald Riggs, Atlanta vs. New Orleans .....	35	202	2
Nov. 27, 1983	*Curt Warner, Seattle vs. Kansas City (OT) .....	32	207	3
Nov. 6, 1983	James Wilder, Tampa Bay vs. Minnesota .....	31	219	1
Sept. 18, 1983	Tony Collins, New England vs. N.Y. Jets .....	23	212	3
Sept. 4, 1983	George Rogers, New Orleans vs. St.L. Cardinals .....	24	206	2
Dec. 21, 1980	Earl Campbell, Hou. Oilers vs. Minnesota .....	29	203	1
Nov. 16, 1980	Earl Campbell, Hou. Oilers vs. Chi. Bears .....	31	206	0
Oct. 26, 1980	Earl Campbell, Hou. Oilers vs. Cincinnati .....	27	202	2
Oct. 19, 1980	Earl Campbell, Hou. Oilers vs. Tampa Bay .....	33	203	0
Nov. 26, 1978	*Terry Miller, Buffalo vs. N.Y. Giants .....	21	208	2
Dec. 4, 1977	*Tony Dorsett, Dal. Cowboys vs. Philadelphia .....	23	206	2
Nov. 20, 1977	Walter Payton, Chi. Bears vs. Minnesota .....	40	275	1
Oct. 30, 1977	Walter Payton, Chi. Bears vs. Green Bay .....	23	205	2
Dec. 5, 1976	O.J. Simpson, Buffalo vs. Miami .....	24	203	1
Nov. 25, 1976	O.J. Simpson, Buffalo vs. Detroit .....	29	273	2
Oct. 24, 1976	Chuck Foreman, Minnesota vs. Philadelphia .....	28	200	2
Dec. 14, 1975	Greg Pruitt, Cle. Browns vs. Kansas City .....	26	214	3
Sept. 28, 1975	O.J. Simpson, Buffalo vs. Pittsburgh .....	28	227	1
Dec. 16, 1973	O.J. Simpson, Buffalo vs. N.Y. Jets .....	34	200	1
Dec. 9, 1973	O.J. Simpson, Buffalo vs. New England .....	22	219	1
Sept. 16, 1973	O.J. Simpson, Buffalo vs. New England .....	29	250	2
Dec. 5, 1971	Willie Ellison, L.A. Rams vs. New Orleans .....	26	247	1
Dec. 20, 1970	John (Frenchy) Fuqua, Pittsburgh vs. Philadelphia .....	20	218	2
Nov. 3, 1968	Gale Sayers, Chi. Bears vs. Green Bay .....	24	205	0
Oct. 30, 1966	Jim Nance, Boston vs. Oak. Raiders .....	38	208	2
Oct. 10, 1964	John Henry Johnson, Pittsburgh vs. Cle. Browns .....	30	200	3
Dec. 8, 1963	Cookie Gilchrist, Buffalo vs. N.Y. Jets .....	36	243	5
Nov. 3, 1963	Jim Brown, Cle. Browns vs. Philadelphia .....	28	223	1
Oct. 20, 1963	Clem Daniels, Oak. Raiders vs. N.Y. Jets .....	27	200	2
Sept. 22, 1963	Jim Brown, Cle. Browns vs. Dal. Cowboys .....	20	232	2
Dec. 10, 1961	Billy Cannon, Hou. Oilers vs. N.Y. Titans .....	25	216	3
Nov. 19, 1961	Jim Brown, Cle. Browns vs. Philadelphia .....	34	237	4
Dec. 18, 1960	John David Crow, St.L. Cardinals vs. Pittsburgh .....	24	203	0
Nov. 15, 1959	Bobby Mitchell, Cle. Browns vs. Washington .....	14	232	3C
Nov. 24, 1957	*Jim Brown, Cle. Browns vs. L.A. Rams .....	31	237	4
Dec. 16, 1956	*Tom Wilson, L.A. Rams vs. Green Bay .....	23	223	0
Nov. 22, 1953	Dan Towler, L.A. Rams vs. Bal. Colts .....	14	205	1
Nov. 12, 1950	Gene Roberts, N.Y. Giants vs. Chi. Cardinals .....	26	218	2
Nov. 27, 1949	Steve Van Buren, Philadelphia vs. Pittsburgh .....	27	205	0
Oct. 8, 1933	Cliff Battles, Bos. Redskins vs. N.Y. Giants .....	16	215	1

\*First season of professional football.

## OUTSTANDING PERFORMERS

### TIMES 200 OR MORE

157 times by 97 players: Peterson, Simpson 6; Barber, Henry 5; Brown, Campbell, Sanders, Tomlinson 4; Ajayi, G.Bell, Charles, T.Davis, Dickerson, Dillon, Faulk, Lewis 3; Alexander, L.Bell, Cook, Gore, James, L.Johnson, Martin, Parker, Payton, Portis, Riggs, Rogers, Turner, R.Williams 2.

### 4,000 YARDS PASSING IN A SEASON

Year	Player, Team	Att.	Comp.	Pct.	Yards	TD	Int.
2021	Tom Brady, Tampa Bay <sup>13</sup>	719	485	67.5	5,316	43	12
	Justin Herbert, L.A. Chargers <sup>2</sup>	672	443	65.9	5,014	38	15
	Matthew Stafford, L.A. Rams <sup>9</sup>	601	404	67.2	4,886	41	17
	Patrick Mahomes, Kansas City <sup>4</sup>	658	436	66.3	4,839	37	13
	Derek Carr, Las Vegas <sup>3</sup>	626	428	68.4	4,804	23	14
	Joe Burrow, Cincinnati	520	366	70.4	4,611	34	14
	Dak Prescott, Dal. Cowboys <sup>4</sup>	596	410	68.8	4,449	37	10
	Josh Allen, Buffalo <sup>2</sup>	646	409	63.3	4,407	36	15
	Kirk Cousins, Minnesota <sup>4</sup>	561	372	66.3	4,221	33	7
	Aaron Rodgers, Green Bay <sup>10</sup>	531	366	68.9	4,115	37	4
2020	Deshaun Watson, Hou. Texans <sup>2</sup>	544	382	70.2	4,823	33	7
	Patrick Mahomes, Kansas City <sup>3</sup>	588	390	66.3	4,740	38	6
	Tom Brady, Tampa Bay <sup>12</sup>	610	401	65.7	4,633	40	12
	Matt Ryan, Atlanta <sup>10</sup>	626	407	65.0	4,581	26	11
	Josh Allen, Buffalo	572	396	69.2	4,544	37	10
	*Justin Herbert, L.A. Chargers	595	396	66.6	4,336	31	10
	Aaron Rodgers, Green Bay <sup>7</sup>	526	372	70.7	4,299	48	5
	Kirk Cousins, Minnesota <sup>3</sup>	516	349	67.6	4,265	35	13
	Russell Wilson, Seattle <sup>4</sup>	558	384	68.8	4,212	40	13
	Philip Rivers, Indianapolis <sup>12</sup>	543	369	68.0	4,169	24	11
2019	Derek Carr, Las Vegas <sup>3</sup>	517	348	67.3	4,103	27	9
	Matthew Stafford, Detroit <sup>10</sup>	528	339	64.2	4,084	26	10
	Jameis Winston, Tampa Bay <sup>3</sup>	626	380	60.7	5,109	33	30
	Dak Prescott, Dal. Cowboys	596	388	65.1	4,902	30	11
	Jared Goff, L.A. Rams <sup>2</sup>	626	394	62.9	4,638	22	16
	Philip Rivers, L.A. Chargers <sup>11</sup>	591	390	66.0	4,615	23	20
	Matt Ryan, Atlanta <sup>9</sup>	616	408	66.2	4,466	26	14
	Russell Wilson, Seattle <sup>3</sup>	516	341	66.1	4,110	31	5
	Tom Brady, New England <sup>11</sup>	613	373	60.8	4,057	24	8
	Derek Carr, Oak. Raiders <sup>2</sup>	513	361	70.4	4,054	21	8
2018	Carson Wentz, Philadelphia	607	388	63.9	4,039	27	7
	Patrick Mahomes, Kansas City <sup>4</sup>	484	319	65.9	4,031	26	5
	Aaron Rodgers, Green Bay <sup>9</sup>	569	353	62.0	4,002	26	4
	Ben Roethlisberger, Pittsburgh <sup>6</sup>	675	452	67.0	5,129	34	16
	Patrick Mahomes, Kansas City	580	383	66.0	5,097	50	12
	Matt Ryan, Atlanta <sup>8</sup>	608	422	69.4	4,924	35	7
	Jared Goff, L.A. Rams	561	364	64.9	4,688	32	12
	Andrew Luck, Indianapolis <sup>4</sup>	639	430	67.3	4,593	39	15
	Aaron Rodgers, Green Bay <sup>7</sup>	597	372	62.3	4,442	25	2
	Tom Brady, New England <sup>10</sup>	570	375	65.8	4,355	29	11
2017	Philip Rivers, L.A. Chargers <sup>10</sup>	508	347	68.3	4,308	32	12
	Eli Manning, N.Y. Giants <sup>7</sup>	576	380	66.0	4,299	21	11
	Kirk Cousins, Minnesota <sup>4</sup>	606	425	70.1	4,298	30	10
	Deshaun Watson, Hou. Texans	505	345	68.3	4,165	26	9
	Derek Carr, Oak. Raiders	553	381	68.9	4,049	19	10
	Tom Brady, New England <sup>9</sup>	581	385	66.3	4,577	32	8
	Philip Rivers, L.A. Chargers <sup>9</sup>	575	360	62.6	4,515	28	10
	Matthew Stafford, Detroit <sup>7</sup>	565	371	65.7	4,446	29	10
	Drew Brees, New Orleans <sup>12</sup>	536	386	72.0	4,334	23	8
	Ben Roethlisberger, Pittsburgh <sup>5</sup>	561	360	64.2	4,251	28	14
2016	Matt Ryan, Atlanta <sup>7</sup>	529	342	64.7	4,095	20	12
	Kirk Cousins, Washington <sup>3</sup>	540	347	64.3	4,093	27	13
	Alex Smith, Kansas City	505	341	67.5	4,042	26	5
	Drew Brees, New Orleans <sup>11</sup>	673	471	70.0	5,208	37	15
	Matt Ryan, Atlanta <sup>6</sup>	534	373	69.9	4,944	38	7
	Kirk Cousins, Washington <sup>2</sup>	606	406	67.0	4,917	25	12
	Aaron Rodgers, Green Bay <sup>9</sup>	610	401	65.7	4,428	40	7
	Philip Rivers, S.D. Chargers <sup>8</sup>	578	349	60.4	4,386	33	21
	Matthew Stafford, Detroit <sup>6</sup>	594	388	65.3	4,327	24	10
	Joe Flacco, Bal. Ravens	672	436	64.9	4,317	20	15
Andrew Luck, Indianapolis <sup>3</sup>	545	346	63.5	4,240	31	13	

## OUTSTANDING PERFORMERS

Year	Player, Team	Att.	Comp.	Pct.	Yards	TD	Int.	
2015	Carson Palmer, Arizona <sup>6</sup> .....	597	364	61.0	4,233	26	14	
	Russell Wilson, Seattle <sup>2</sup> .....	546	353	64.7	4,219	21	11	
	Andy Dalton, Cincinnati <sup>2</sup> .....	563	364	64.7	4,206	18	8	
	Jameis Winston, Tampa Bay <sup>2</sup> .....	567	345	60.8	4,090	28	18	
	Eli Manning, N.Y. Giants <sup>6</sup> .....	598	377	63.0	4,027	26	16	
	Drew Brees, New Orleans <sup>10</sup> .....	627	428	68.3	4,870	32	11	
	Philip Rivers, S.D. Chargers <sup>7</sup> .....	661	437	66.1	4,792	29	13	
	Tom Brady, New England <sup>8</sup> .....	624	402	64.4	4,770	36	7	
	Carson Palmer, Arizona <sup>5</sup> .....	537	342	63.7	4,671	35	11	
	Matt Ryan, Atlanta <sup>5</sup> .....	614	407	66.3	4,591	21	16	
	Eli Manning, N.Y. Giants <sup>5</sup> .....	618	387	62.6	4,432	35	14	
	Blake Bortles, Jacksonville.....	606	355	58.6	4,428	35	18	
	Matthew Stafford, Detroit <sup>6</sup> .....	592	398	67.2	4,262	32	13	
	Ryan Tannehill, Miami <sup>2</sup> .....	586	363	61.9	4,208	24	12	
2014	Kirk Cousins, Washington.....	543	379	69.8	4,166	29	11	
	*Jameis Winston, Tampa Bay.....	535	312	58.3	4,042	22	15	
	Russell Wilson, Seattle.....	483	329	68.1	4,024	34	8	
	Drew Brees, New Orleans <sup>9</sup> .....	659	456	69.2	4,952	33	17	
	Ben Roethlisberger, Pittsburgh <sup>4</sup> .....	608	408	67.1	4,952	32	9	
	Andrew Luck, Indianapolis <sup>2</sup> .....	616	380	61.7	4,761	40	16	
	Peyton Manning, Denver <sup>4</sup> .....	597	395	66.2	4,727	39	15	
	Matt Ryan, Atlanta <sup>4</sup> .....	628	415	66.1	4,694	28	14	
	Eli Manning, N.Y. Giants <sup>4</sup> .....	601	379	63.1	4,410	30	14	
	Aaron Rodgers, Green Bay <sup>2</sup> .....	520	341	65.6	4,381	38	5	
	Philip Rivers, S.D. Chargers <sup>5</sup> .....	570	379	66.5	4,286	31	18	
	Matthew Stafford, Detroit <sup>4</sup> .....	602	363	60.3	4,257	22	12	
	Tom Brady, New England <sup>4</sup> .....	582	373	64.1	4,109	33	9	
	Ryan Tannehill, Miami.....	590	392	66.4	4,045	27	12	
2013	Peyton Manning, Denver <sup>13</sup> .....	659	450	68.3	5,477	55	10	
	Drew Brees, New Orleans <sup>8</sup> .....	650	446	68.6	5,162	39	12	
	Matthew Stafford, Detroit <sup>3</sup> .....	634	371	58.5	4,650	29	19	
	Matt Ryan, Atlanta <sup>3</sup> .....	651	439	67.4	4,515	26	17	
	Philip Rivers, S.D. Chargers <sup>5</sup> .....	544	378	69.5	4,478	32	11	
	Tom Brady, New England <sup>6</sup> .....	628	380	60.5	4,343	25	11	
	Andy Dalton, Cincinnati.....	586	363	61.9	4,293	33	20	
	Carson Palmer, Arizona <sup>4</sup> .....	572	362	63.3	4,274	24	22	
	Ben Roethlisberger, Pittsburgh <sup>3</sup> .....	584	375	64.2	4,261	28	14	
	Drew Brees, New Orleans <sup>7</sup> .....	670	422	63.0	5,177	43	19	
	Matthew Stafford, Detroit <sup>2</sup> .....	727	435	59.8	4,967	20	17	
	Tony Romo, Dal. Cowboys <sup>4</sup> .....	648	425	65.6	4,903	28	19	
	Tom Brady, New England <sup>5</sup> .....	637	401	63.0	4,827	34	8	
	Matt Ryan, Atlanta <sup>2</sup> .....	615	422	68.6	4,719	32	14	
2012	Peyton Manning, Denver <sup>12</sup> .....	583	400	68.6	4,659	37	11	
	*Andrew Luck, Indianapolis.....	627	339	54.1	4,374	23	18	
	Aaron Rodgers, Green Bay <sup>4</sup> .....	552	371	67.2	4,295	39	8	
	Josh Freeman, Tampa Bay.....	558	306	54.8	4,065	27	17	
	Carson Palmer, Oak. Raiders <sup>3</sup> .....	565	345	61.1	4,018	22	14	
	Matt Schaub, Hou. Texans <sup>3</sup> .....	544	350	64.3	4,008	22	12	
	Drew Brees, New Orleans <sup>6</sup> .....	657	468	71.2	5,476	46	14	
	Tom Brady, New England <sup>4</sup> .....	611	401	65.6	5,235	39	12	
	Matthew Stafford, Detroit.....	663	421	63.5	5,038	41	16	
	Eli Manning, N.Y. Giants <sup>3</sup> .....	589	359	61.0	4,933	29	16	
	Aaron Rodgers, Green Bay <sup>3</sup> .....	502	343	68.3	4,643	45	6	
	Philip Rivers, S.D. Chargers <sup>4</sup> .....	582	366	62.9	4,624	27	20	
	Tony Romo, Dal. Cowboys <sup>5</sup> .....	522	346	66.3	4,184	31	10	
	Matt Ryan, Atlanta.....	566	347	61.3	4,177	29	12	
2011	Ben Roethlisberger, Pittsburgh <sup>2</sup> .....	513	324	63.2	4,077	21	14	
	*Cam Newton, Carolina.....	517	310	60.0	4,051	21	17	
	Philip Rivers, S.D. Chargers <sup>3</sup> .....	541	357	66.0	4,710	30	13	
	Peyton Manning, Indianapolis <sup>1</sup> .....	679	450	66.3	4,700	33	17	
	Drew Brees, New Orleans <sup>5</sup> .....	658	448	68.1	4,620	33	22	
	Matt Schaub, Hou. Texans <sup>2</sup> .....	574	365	63.6	4,370	24	12	
	Eli Manning, N.Y. Giants <sup>2</sup> .....	539	339	62.9	4,002	31	25	
	Matt Schaub, Hou. Texans.....	583	396	67.9	4,770	29	15	
	2010	Peyton Manning, Indianapolis <sup>10</sup> .....	571	393	68.8	4,500	33	16
		Tony Romo, Dal. Cowboys <sup>2</sup> .....	550	347	63.1	4,483	26	9
		Aaron Rodgers, Green Bay <sup>2</sup> .....	541	350	64.7	4,434	30	7
		Tom Brady, New England <sup>1</sup> .....	565	371	65.7	4,398	28	13
		Drew Brees, New Orleans <sup>4</sup> .....	514	363	70.6	4,388	34	11

## OUTSTANDING PERFORMERS

Year	Player, Team	Att.	Comp.	Pct.	Yards	TD	Int.
	Ben Roethlisberger, Pittsburgh.....	506	337	66.6	4,328	26	12
	Philip Rivers, S.D. Chargers <sup>2</sup> .....	486	317	65.2	4,254	28	9
	Brett Favre, Minnesota <sup>6</sup> .....	531	363	68.4	4,202	33	7
	Eli Manning, N.Y. Giants.....	509	317	62.3	4,021	27	14
2008	Drew Brees, New Orleans <sup>3</sup> .....	635	413	65.0	5,069	34	17
	Kurt Warner, Arizona <sup>3</sup> .....	598	401	67.1	4,583	30	14
	Jay Cutler, Denver.....	616	384	62.3	4,526	25	18
	Aaron Rodgers, Green Bay.....	536	341	63.6	4,038	28	13
	Philip Rivers, S.D. Chargers.....	478	312	65.3	4,009	34	11
	Peyton Manning, Indianapolis <sup>9</sup> .....	555	371	66.8	4,002	27	12
2007	Tom Brady, New England <sup>2</sup> .....	578	398	68.9	4,806	50	8
	Drew Brees, New Orleans <sup>2</sup> .....	652	440	67.5	4,423	28	18
	Tony Romo, Dal. Cowboys.....	520	335	64.4	4,211	36	19
	Brett Favre, Green Bay <sup>5</sup> .....	535	356	66.5	4,155	28	15
	Carson Palmer, Cincinnati <sup>7</sup> .....	575	373	64.9	4,131	26	20
	Jon Kitna, Detroit <sup>8</sup> .....	561	355	63.3	4,068	18	20
	Peyton Manning, Indianapolis <sup>8</sup> .....	515	337	65.4	4,040	31	14
2006	Drew Brees, New Orleans.....	554	356	64.3	4,418	26	11
	Peyton Manning, Indianapolis <sup>7</sup> .....	557	362	65.0	4,397	31	9
	Marc Bulger, St.L. Rams.....	588	370	62.9	4,301	24	8
	Jon Kitna, Detroit.....	596	372	62.4	4,208	21	22
	Carson Palmer, Cincinnati.....	520	324	62.3	4,035	28	13
2005	Tom Brady, New England.....	530	334	63.0	4,110	26	14
	Trent Green, Kansas City <sup>9</sup> .....	507	317	62.5	4,014	17	10
2004	Daunte Culpepper, Minnesota.....	548	379	69.2	4,717	39	11
	Trent Green, Kansas City <sup>2</sup> .....	556	369	66.4	4,591	27	17
	Peyton Manning, Indianapolis <sup>6</sup> .....	497	336	67.6	4,557	49	10
	Jake Plummer, Denver.....	521	303	58.2	4,089	27	20
	Brett Favre, Green Bay <sup>4</sup> .....	540	346	64.1	4,088	30	17
2003	Peyton Manning, Indianapolis <sup>5</sup> .....	566	379	67.0	4,267	29	10
	Trent Green, Kansas City.....	523	330	63.1	4,039	24	12
2002	Rich Gannon, Oak. Raiders.....	618	418	67.6	4,689	26	10
	Drew Bledsoe, Buffalo <sup>7</sup> .....	610	375	61.5	4,359	24	15
	Peyton Manning, Indianapolis <sup>4</sup> .....	591	392	66.3	4,200	27	19
	Kerry Collins, N.Y. Giants.....	545	335	61.5	4,073	19	14
2001	Kurt Warner, St.L. Rams <sup>2</sup> .....	546	375	68.7	4,830	36	22
	Peyton Manning, Indianapolis <sup>3</sup> .....	547	343	62.7	4,131	26	23
2000	Peyton Manning, Indianapolis <sup>2</sup> .....	571	357	62.5	4,413	33	15
	Jeff Garcia, San Francisco.....	561	355	63.3	4,278	31	10
	Elvis Grbac, Kansas City.....	547	326	59.6	4,169	28	14
1999	Steve Beuerlein, Carolina.....	571	343	60.1	4,436	36	15
	Kurt Warner, St.L. Rams.....	499	325	65.1	4,353	41	13
	Peyton Manning, Indianapolis.....	533	331	62.1	4,135	26	15
	Brett Favre, Green Bay <sup>3</sup> .....	595	341	57.3	4,091	22	23
	Brad Johnson, Washington.....	519	316	60.9	4,005	24	13
1998	Brett Favre, Green Bay <sup>2</sup> .....	551	347	63.0	4,212	31	23
	Steve Young, San Francisco <sup>2</sup> .....	517	322	62.3	4,170	36	12
1996	Mark Brunell, Jacksonville.....	557	353	63.4	4,367	19	20
	Vinny Testaverde, Bal. Ravens.....	549	325	59.2	4,177	33	19
	Drew Bledsoe, New England <sup>2</sup> .....	623	373	59.9	4,086	27	15
1995	Brett Favre, Green Bay.....	570	359	63.0	4,413	38	13
	Scott Mitchell, Detroit.....	583	346	59.3	4,338	32	12
	Warren Moon, Minnesota <sup>4</sup> .....	606	377	62.2	4,228	33	14
	Jeff George, Atlanta.....	557	336	60.3	4,143	24	11
1994	Drew Bledsoe, New England.....	691	400	57.9	4,555	25	27
	Dan Marino, Miami <sup>6</sup> .....	615	385	62.6	4,453	30	17
	Warren Moon, Minnesota <sup>3</sup> .....	601	371	61.7	4,264	18	19
1993	John Elway, Denver.....	551	348	63.2	4,030	25	10
	Steve Young, San Francisco.....	462	314	68.0	4,023	29	16
1992	Dan Marino, Miami <sup>5</sup> .....	554	330	59.6	4,116	24	16
1991	Warren Moon, Hou. Oilers <sup>2</sup> .....	655	404	61.7	4,690	23	21
1990	Warren Moon, Hou. Oilers.....	584	362	62.0	4,689	33	13
1989	Don Majkowski, Green Bay.....	599	353	58.9	4,318	27	20
	Jim Everett, L.A. Rams.....	518	304	58.7	4,310	29	17
1988	Dan Marino, Miami <sup>4</sup> .....	606	354	58.4	4,434	28	23
1986	Dan Marino, Miami <sup>3</sup> .....	623	378	60.7	4,746	44	23
	Jay Schroeder, Washington.....	541	276	51.0	4,109	22	22
1985	Dan Marino, Miami <sup>2</sup> .....	567	336	59.3	4,137	30	21
1984	Dan Marino, Miami.....	564	362	64.2	5,084	48	17

## OUTSTANDING PERFORMERS

Year	Player, Team	Att.	Comp.	Pct.	Yards	TD	Int.
	Neil Lomax, St.L. Cardinals.....	560	345	61.6	4,614	28	16
	Phil Simms, N.Y. Giants.....	533	286	53.7	4,044	22	18
1983	Lynn Dickey, Green Bay.....	484	289	59.7	4,458	32	29
	Bill Kenney, Kansas City.....	603	346	57.4	4,348	24	18
1981	Dan Fouts, S.D. Chargers <sup>3</sup> .....	609	360	59.1	4,802	33	17
1980	Dan Fouts, S.D. Chargers <sup>2</sup> .....	589	348	59.1	4,715	30	24
	Brian Sipe, Cle. Browns.....	554	337	60.8	4,132	30	14
1979	Dan Fouts, S.D. Chargers.....	530	332	62.6	4,082	24	24
1967	Joe Namath, N.Y. Jets.....	491	258	52.5	4,007	26	28

\*First season of professional football. NOTE: Numeral in superscript indicates season number player accomplished feat.

### 400 YARDS PASSING IN A GAME

Date	Player, Team, Opponent	Att.	Comp.	Yards	TD
Jan. 2, 2022	Tom Brady, Tampa Bay vs. N.Y. Jets.....	50	34	410	3
Jan. 2, 2022	Joe Burrow, Cincinnati vs. Kansas City.....	39	30	446	4
Dec. 26, 2021	Joe Burrow, Cincinnati vs. Bal. Ravens.....	46	37	525	4
Dec. 16, 2021	Patrick Mahomes, Kansas City vs. L.A. Chargers (OT).....	47	31	410	3
Nov. 14, 2021	Patrick Mahomes, Kansas City vs. Las Vegas.....	50	35	406	5
Oct. 31, 2021	Mike White, N.Y. Jets vs. Cincinnati.....	45	37	405	3
Oct. 24, 2021	Joe Burrow, Cincinnati vs. Bal. Ravens.....	38	23	416	3
Oct. 17, 2021	Dak Prescott, Dal. Cowboys vs. New England (OT).....	51	36	445	3
Oct. 11, 2021	Lamar Jackson, Bal. Ravens vs. Indianapolis (OT).....	43	37	442	4
Oct. 11, 2021	Carson Wentz, Indianapolis vs. Bal. Ravens (OT).....	35	25	402	2
Oct. 10, 2021	Tom Brady, Tampa Bay vs. Miami.....	41	30	411	5
Oct. 3, 2021	Daniel Jones, N.Y. Giants vs. New Orleans (OT).....	40	28	402	1
Sept. 26, 2021	Tom Brady, Tampa Bay vs. L.A. Rams.....	55	41	432	1
Sept. 19, 2021	Kyler Murray, Arizona vs. Minnesota.....	36	29	400	3
Sept. 13, 2021	Derek Carr, Las Vegas vs. Bal. Ravens (OT).....	56	34	435	2
Sept. 9, 2021	Dak Prescott, Dal. Cowboys vs. Tampa Bay.....	58	42	403	3
Jan. 3, 2021	Kirk Cousins, Minnesota vs. Detroit.....	40	28	405	3
Dec. 20, 2020	Kyler Murray, Arizona vs. Philadelphia.....	36	27	406	3
Dec. 6, 2020	Matthew Stafford, Detroit vs. Chi. Bears.....	42	27	402	3
Nov. 29, 2020	Patrick Mahomes, Kansas City vs. Tampa Bay.....	49	37	462	3
Nov. 8, 2020	Josh Allen, Buffalo vs. Seattle.....	38	31	415	3
Nov. 1, 2020	Patrick Mahomes, Kansas City vs. N.Y. Jets.....	42	31	416	5
Oct. 25, 2020	*Joe Burrow, Cincinnati vs. Cle. Browns.....	47	35	406	3
Oct. 4, 2020	Dak Prescott, Dal. Cowboys vs. Cle. Browns.....	58	41	502	4
Sep. 27, 2020	Dak Prescott, Dal. Cowboys vs. Seattle.....	57	37	472	3
Sep. 20, 2020	Josh Allen, Buffalo vs. Miami.....	35	24	415	4
Sep. 20, 2020	Dak Prescott, Dal. Cowboys vs. Atlanta.....	47	34	450	1
Sep. 13, 2020	Matt Ryan, Atlanta vs. Seattle.....	54	37	450	2
Dec. 22, 2019	Ryan Fitzpatrick, Miami vs. Cincinnati (OT).....	52	31	419	4
Dec. 15, 2019	Jameis Winston, Tampa Bay vs. Detroit.....	42	28	458	4
Dec. 8, 2019	Jameis Winston, Tampa Bay vs. Indianapolis.....	45	33	456	4
Dec. 1, 2019	Jared Goff, L.A. Rams vs. Arizona.....	43	32	424	2
Nov. 17, 2019	Jimmy Garoppolo, San Francisco vs. Arizona.....	45	34	424	4
Nov. 17, 2019	Dak Prescott, Dal. Cowboys vs. Detroit.....	46	29	444	3
Nov. 10, 2019	Patrick Mahomes, Kansas City vs. Tennessee.....	50	36	446	3
Nov. 3, 2019	Matthew Stafford, Detroit vs. Oak. Raiders.....	41	26	406	3
Oct. 27, 2019	Matt Schaub, Atlanta vs. Seattle.....	52	39	460	1
Oct. 20, 2019	Aaron Rodgers, Green Bay vs. Oak. Raiders.....	31	25	429	5
Oct. 13, 2019	Jameis Winston, Tampa Bay vs. Carolina.....	54	30	400	1
Oct. 6, 2019	Dak Prescott, Dal. Cowboys vs. Green Bay.....	44	27	463	2
Oct. 6, 2019	Deshaua Watson, Hou. Texans vs. Atlanta.....	33	28	426	5
Sept. 29, 2019	Jared Goff, L.A. Rams vs. Tampa Bay.....	68	45	517	2
Sept. 26, 2019	Aaron Rodgers, Green Bay vs. Philadelphia.....	53	34	422	2
Sept. 22, 2019	Russell Wilson, Seattle vs. New Orleans.....	50	32	406	2
Sept. 15, 2019	Patrick Mahomes, Kansas City vs. Oak. Raiders.....	44	30	443	4
Sept. 8, 2019	Dak Prescott, Dal. Cowboys vs. N.Y. Giants.....	32	25	405	4
Sept. 8, 2019	Andy Dalton, Cincinnati vs. Seattle.....	51	35	418	2
Dec. 23, 2018	Nick Foles, Philadelphia vs. Hou. Texans.....	49	35	471	4
Dec. 23, 2018	Aaron Rodgers, Green Bay vs. N.Y. Jets (OT).....	55	37	442	2
Dec. 9, 2018	Dak Prescott, Dal. Cowboys vs. Philadelphia (OT).....	54	42	455	3
Dec. 2, 2018	Nick Mullens, San Francisco vs. Seattle.....	48	30	414	2
Nov. 25, 2018	Ben Roethlisberger, Pittsburgh vs. Denver.....	56	41	462	1
Nov. 19, 2018	Patrick Mahomes, Kansas City vs. L.A. Rams.....	46	33	478	6
Nov. 19, 2018	Jared Goff, L.A. Rams vs. Kansas City.....	49	31	413	4
Nov. 18, 2018	Philip Rivers, L.A. Chargers vs. Denver.....	43	28	401	2
Nov. 11, 2018	Ryan Fitzpatrick, Tampa Bay vs. Washington.....	41	29	406	0

## OUTSTANDING PERFORMERS

Date	Player, Team, Opponent	Att.	Comp.	Yards	TD
Oct. 15, 2018	Aaron Rodgers, Green Bay vs. San Francisco.....	46	25	425	2
Oct. 7, 2018	Blake Bortles, Jacksonville vs. Kansas City.....	61	33	430	1
Oct. 7, 2018	Aaron Rodgers, Green Bay vs. Detroit.....	52	32	442	3
Sept. 30, 2018	Matt Ryan, Atlanta vs. Cincinnati.....	39	29	419	3
Sept. 30, 2018	Derek Carr, Oak. Raiders vs. Cle. Browns (OT).....	58	35	437	4
Sept. 30, 2018	Andrew Luck, Indianapolis vs. Hou. Texans (OT).....	62	40	464	4
Sept. 27, 2018	Kirk Cousins, Minnesota vs. L.A. Rams.....	50	36	422	3
Sept. 27, 2018	Jared Goff, L.A. Rams vs. Minnesota.....	33	26	465	5
Sept. 24, 2018	Ryan Fitzpatrick, Tampa Bay vs. Pittsburgh.....	50	30	411	3
Sept. 16, 2018	Kirk Cousins, Minnesota vs. Green Bay (OT).....	48	35	425	4
Sept. 16, 2018	Ryan Fitzpatrick, Tampa Bay vs. Philadelphia.....	33	27	402	4
Sept. 16, 2018	Ben Roethlisberger, Pittsburgh vs. Kansas City.....	60	39	452	3
Sept. 9, 2018	Ryan Fitzpatrick, Tampa Bay vs. New Orleans.....	28	21	417	4
Sept. 9, 2018	Philip Rivers, L.A. Chargers vs. Kansas City.....	51	34	424	3
Sept. 9, 2018	Drew Brees, New Orleans vs. Tampa Bay.....	45	37	439	3
Dec. 17, 2017	Eli Manning, N.Y. Giants vs. Philadelphia.....	57	37	434	3
Dec. 10, 2017	Ben Roethlisberger, Pittsburgh vs. Bal. Ravens.....	66	44	506	2
Nov. 23, 2017	Philip Rivers, L.A. Chargers vs. Dal. Cowboys.....	33	27	434	3
Oct. 29, 2017	Matthew Stafford, Detroit vs. Pittsburgh.....	45	27	423	0
Oct. 29, 2017	*Deshaun Watson, Hou. Texans vs. Seattle.....	30	19	402	4
Oct. 29, 2017	Russell Wilson, Seattle vs. Hou. Texans.....	41	26	452	4
Oct. 19, 2017	Derek Carr, Oak. Raiders vs. Kansas City.....	52	29	417	3
Sept. 17, 2017	Tom Brady, New England vs. New Orleans.....	39	30	447	3
Dec. 12, 2016	Tom Brady, New England vs. Bal. Ravens.....	38	25	406	3
Nov. 24, 2016	Kirk Cousins, Washington vs. Dal. Cowboys.....	53	41	449	3
Nov. 13, 2016	Ben Roethlisberger, Pittsburgh vs. Dal. Cowboys.....	46	37	408	3
Oct. 30, 2016	Derek Carr, Oak. Raiders vs. Tampa Bay (OT).....	59	40	513	4
Oct. 30, 2016	Kirk Cousins, Washington vs. Cincinnati (OT).....	56	38	458	2
Oct. 16, 2016	Eli Manning, N.Y. Giants vs. Bal. Ravens.....	46	32	403	3
Oct. 16, 2016	Drew Brees, New Orleans vs. Carolina.....	49	34	465	4
Oct. 9, 2016	Tom Brady, New England vs. Cle. Browns.....	40	28	406	3
Oct. 2, 2016	Matt Ryan, Atlanta vs. Carolina.....	37	28	503	4
Sept. 25, 2016	Jameis Winston, Tampa Bay vs. L.A. Rams.....	58	36	405	3
Sept. 11, 2016	Drew Brees, New Orleans vs. Oak. Raiders.....	42	28	423	4
Jan. 3, 2016	Kellen Moore, Dal. Cowboys vs. Washington.....	48	33	435	3
Dec. 27, 2015	Drew Brees, New Orleans vs. Jacksonville.....	36	25	412	3
Nov. 29, 2015	Ben Roethlisberger, Pittsburgh vs. Seattle.....	55	36	456	1
Nov. 1, 2015	Drew Brees, New Orleans vs. N.Y. Giants.....	50	39	505	7
Oct. 18, 2015	Philip Rivers, S.D. Chargers vs. Green Bay.....	65	43	503	2
Oct. 18, 2015	Carson Palmer, Arizona vs. Pittsburgh.....	45	29	421	1
Oct. 18, 2015	Matthew Stafford, Detroit vs. Chi. Bears (OT).....	42	27	405	4
Oct. 11, 2015	Eli Manning, N.Y. Giants vs. San Francisco.....	54	41	441	3
Oct. 11, 2015	Josh McCown, Cle. Browns vs. Baltimore (OT).....	51	36	457	2
Sept. 20, 2015	Tom Brady, New England vs. Buffalo.....	59	38	466	3
Sept. 13, 2015	Philip Rivers, S.D. Chargers vs. Detroit.....	41	34	403	2
Dec. 28, 2014	Eli Manning, N.Y. Giants vs. Philadelphia.....	53	28	429	1
Nov. 30, 2014	Ben Roethlisberger, Pittsburgh vs. New Orleans.....	58	32	435	2
Nov. 24, 2014	Drew Brees, New Orleans vs. Bal. Ravens.....	45	35	420	3
Nov. 2, 2014	Peyton Manning, Denver vs. New England.....	57	34	438	2
Oct. 26, 2014	Nick Foles, Philadelphia vs. Arizona.....	62	36	411	2
Oct. 26, 2014	Andrew Luck, Indianapolis vs. Pittsburgh.....	45	26	400	3
Oct. 26, 2014	Aaron Rodgers, Green Bay vs. New Orleans.....	39	28	418	1
Oct. 26, 2014	Ben Roethlisberger, Pittsburgh vs. Indianapolis.....	49	40	522	6
Oct. 5, 2014	Peyton Manning, Denver vs. Arizona.....	47	31	479	4
Sept. 21, 2014	Kirk Cousins, Washington vs. Philadelphia.....	48	30	427	3
Sept. 7, 2014	Matt Ryan, Atlanta vs. New Orleans (OT).....	43	31	448	3
Dec. 29, 2013	Carson Palmer, Arizona vs. San Francisco.....	49	28	407	2
Dec. 22, 2013	Peyton Manning, Denver vs. Hou. Texans.....	51	32	400	4
Dec. 15, 2013	Ryan Fitzpatrick, Tennessee vs. Arizona (OT).....	58	36	402	4
Dec. 15, 2013	Nick Foles, Philadelphia vs. Minnesota.....	48	30	428	3
Dec. 8, 2013	Tom Brady, New England vs. Cle. Browns.....	52	32	418	2
Dec. 1, 2013	Peyton Manning, Denver vs. Kansas City.....	35	22	403	5
Nov. 17, 2013	Carson Palmer, Arizona vs. Jacksonville.....	42	30	419	2
Nov. 3, 2013	Nick Foles, Philadelphia vs. Oak. Raiders.....	28	22	406	7
Nov. 3, 2013	Ben Roethlisberger, Pittsburgh vs. New England.....	48	28	400	4
Nov. 3, 2013	Tom Brady, New England vs. Pittsburgh.....	33	23	432	4
Oct. 27, 2013	Matthew Stafford, Detroit vs. Dal. Cowboys.....	48	33	488	1
Oct. 6, 2013	Tony Romo, Dal. Cowboys vs. Denver.....	36	25	506	5
Oct. 6, 2013	Peyton Manning, Denver vs. Dal. Cowboys.....	42	33	414	4



## OUTSTANDING PERFORMERS

Date	Player, Team, Opponent	Att.	Comp.	Yards	TD
Oct. 6, 2013	Philip Rivers, S.D. Chargers vs. Oak. Raiders	48	35	411	2
Sept. 30, 2013	Drew Brees, New Orleans vs. Miami	39	30	413	4
Sept. 29, 2013	Philip Rivers, S.D. Chargers vs. Dal. Cowboys	42	35	401	3
Sept. 29, 2013	Matt Ryan, Atlanta vs. New England	54	34	421	2
Sept. 22, 2013	Ben Roethlisberger, Pittsburgh vs. Chi. Bears	41	26	406	2
Sept. 15, 2013	Aaron Rodgers, Green Bay vs. Washington	42	34	480	4
Sept. 15, 2013	Philip Rivers, S.D. Chargers vs. Philadelphia	47	36	419	3
Sept. 15, 2013	Michael Vick, Philadelphia vs. S.D. Chargers	36	23	428	2
Sept. 8, 2013	Eli Manning, N.Y. Giants vs. Dal. Cowboys	42	27	450	4
Sept. 8, 2013	Colin Kaepernick, San Francisco vs. Green Bay	39	27	412	3
Sept. 5, 2013	Peyton Manning, Denver vs. Bal. Ravens	42	27	462	7
Dec. 23, 2012	Drew Brees, New Orleans vs. Dal. Cowboys (OT)	53	37	446	3
Dec. 23, 2012	Tony Romo, Dal. Cowboys vs. New Orleans (OT)	43	26	416	4
Dec. 22, 2012	Matthew Stafford, Detroit vs. Atlanta	56	37	443	0
Dec. 16, 2012	Tom Brady, New England vs. San Francisco	65	36	443	1
Nov. 22, 2012	Tony Romo, Dal. Cowboys vs. Washington	62	37	441	3
Nov. 22, 2012	Matthew Stafford, Detroit vs. Hou. Texans (OT)	61	31	441	2
Nov. 18, 2012	Matt Schaub, Hou. Texans vs. Jacksonville (OT)	55	43	527	5
Nov. 11, 2012	Matt Ryan, Atlanta vs. New Orleans	52	34	411	3
Nov. 4, 2012	*Andrew Luck, Indianapolis vs. Miami	48	30	433	2
Nov. 4, 2012	Carson Palmer, Oak. Raiders vs. Tampa Bay	61	39	414	4
Oct. 28, 2012	Tony Romo, Dal. Cowboys vs. N.Y. Giants	62	36	437	1
Oct. 21, 2012	Josh Freeman, Tampa Bay vs. New Orleans	42	24	420	3
Sept. 30, 2012	Drew Brees, New Orleans vs. Green Bay	54	35	446	3
Sept. 30, 2012	*Ryan Tannehill, Miami vs. Arizona (OT)	41	26	431	1
Sept. 16, 2012	Eli Manning, N.Y. Giants vs. Tampa Bay	51	31	510	3
Jan. 1, 2012	Carson Palmer, Oak. Raiders vs. S.D. Chargers	43	28	417	2
Jan. 1, 2012	Matthew Stafford, Detroit vs. Green Bay	59	36	520	5
Jan. 1, 2012	Matt Flynn, Green Bay vs. Detroit	44	31	480	6
Dec. 18, 2011	Drew Brees, New Orleans vs. Minnesota	40	32	412	5
Dec. 11, 2011	Eli Manning, N.Y. Giants vs. Dal. Cowboys	47	27	400	2
Dec. 4, 2011	Matthew Stafford, Detroit vs. New Orleans	44	31	408	1
Nov. 28, 2011	Eli Manning, N.Y. Giants vs. New Orleans	47	33	406	2
Nov. 27, 2011	Vince Young, Philadelphia vs. New England	48	26	400	1
Oct. 9, 2011	Eli Manning, N.Y. Giants vs. Seattle	39	24	420	3
Oct. 9, 2011	Matt Schaub, Hou. Texans vs. Oak. Raiders	51	24	416	2
Oct. 2, 2011	Aaron Rodgers, Green Bay vs. Denver	38	29	408	4
Oct. 2, 2011	Michael Vick, Philadelphia vs. San Francisco	46	30	416	2
Sept. 18, 2011	Tom Brady, New England vs. S.D. Chargers	40	31	423	3
Sept. 18, 2011	*Cam Newton, Carolina vs. Green Bay	46	28	432	1
Sept. 12, 2011	Chad Henne, Miami vs. New England	49	30	416	2
Sept. 12, 2011	Tom Brady, New England vs. Miami	48	32	517	4
Sept. 11, 2011	*Cam Newton, Carolina vs. Arizona	37	24	422	2
Sept. 8, 2011	Drew Brees, New Orleans vs. Green Bay	49	32	419	3
Dec. 26, 2010	Aaron Rodgers, Green Bay vs. N.Y. Giants	37	25	404	4
Nov. 14, 2010	Matt Cassel, Kansas City vs. Denver	53	33	469	4
Nov. 7, 2010	Brett Favre, Minnesota vs. Arizona (OT)	47	36	446	2
Oct. 24, 2010	Carson Palmer, Cincinnati vs. Atlanta	50	36	412	3
Oct. 10, 2010	Tony Romo, Dal. Cowboys vs. Tennessee	46	31	406	3
Oct. 10, 2010	Philip Rivers, S.D. Chargers vs. Oak. Raiders	42	27	431	2
Sept. 26, 2010	Kyle Orton, Denver vs. Indianapolis	57	37	476	1
Sept. 26, 2010	Philip Rivers, S.D. Chargers vs. Seattle	53	29	455	2
Sept. 19, 2010	Matt Schaub, Hou. Texans vs. Washington (OT)	52	38	497	3
Sept. 19, 2010	Donovan McNabb, Washington vs. Hou. Texans (OT)	38	28	426	1
Sept. 12, 2010	Peyton Manning, Indianapolis vs. Hou. Texans	57	40	433	3
Jan. 3, 2010	Kyle Orton, Denver vs. Kansas City	56	32	431	1
Dec. 20, 2009	Ben Roethlisberger, Pittsburgh vs. Green Bay	46	29	503	3
Dec. 6, 2009	Drew Brees, New Orleans vs. Washington (OT)	49	35	419	2
Nov. 22, 2009	Matthew Stafford, Detroit vs. Cle. Browns	43	26	422	5
Nov. 15, 2009	Donovan McNabb, Philadelphia vs. S.D. Chargers	55	35	450	2
Oct. 18, 2009	Ben Roethlisberger, Pittsburgh vs. Cle. Browns	35	23	417	2
Sept. 20, 2009	Philip Rivers, S.D. Chargers vs. Bal. Ravens	45	25	436	2
Dec. 7, 2008	Matt Schaub, Hou. Texans vs. Green Bay	42	28	414	2
Nov. 23, 2008	Matt Cassel, New England vs. Miami	43	30	415	3
Nov. 13, 2008	Matt Cassel, New England vs. N.Y. Jets (OT)	51	30	400	3
Nov. 9, 2008	Drew Brees, New Orleans vs. Atlanta	58	31	422	2
Nov. 6, 2008	Jay Cutler, Denver vs. Cle. Browns	42	24	447	3
Sept. 28, 2008	Kurt Warner, Arizona vs. N.Y. Jets	57	40	472	2
Sept. 21, 2008	Drew Brees, New Orleans vs. Denver	48	39	421	1

## OUTSTANDING PERFORMERS

Date	Player, Team, Opponent	Att.	Comp.	Yards	TD
Sept. 21, 2008	Brian Griese, Tampa Bay vs. Chi. Bears (OT).....	67	38	407	2
Nov. 25, 2007	Kurt Warner, Arizona vs. San Francisco (OT).....	48	34	484	2
Nov. 4, 2007	Drew Brees, New Orleans vs. Jacksonville.....	49	35	445	3
Sept. 23, 2007	Jon Kitna, Detroit vs. Philadelphia.....	46	29	446	2
Sept. 16, 2007	Carson Palmer, Cincinnati vs. Cle. Browns.....	50	33	401	6
Dec. 10, 2006	Chris Weinke, Carolina vs. N.Y. Giants.....	61	34	423	1
Nov. 26, 2006	Matt Leinart, Arizona vs. Minnesota.....	51	31	405	1
Nov. 19, 2006	Drew Brees, New Orleans vs. Cincinnati.....	52	37	510	2
Nov. 12, 2006	Carson Palmer, Cincinnati vs. S.D. Chargers.....	42	31	440	3
Nov. 5, 2006	Ben Roethlisberger, Pittsburgh vs. Denver.....	54	38	433	1
Oct. 22, 2006	Joey Harrington, Miami vs. Green Bay.....	62	33	414	2
Sept. 17, 2006	Peyton Manning, Indianapolis vs. Hou. Texans.....	38	26	400	3
Oct. 2, 2005	Marc Bulger, St.L. Rams vs. N.Y. Giants.....	62	40	442	2
Jan. 2, 2005	Marc Bulger, St.L. Rams vs. N.Y. Jets (OT).....	39	29	450	3
Dec. 19, 2004	Daunte Culpepper, Minnesota vs. Detroit.....	35	25	404	3
Dec. 19, 2004	Billy Volek, Tennessee vs. Oak. Raiders.....	60	40	492	4
Dec. 13, 2004	Billy Volek, Tennessee vs. Kansas City.....	43	29	426	4
Dec. 6, 2004	Matt Hasselbeck, Seattle vs. Dal. Cowboys.....	40	28	414	3
Dec. 5, 2004	Peyton Manning, Indianapolis vs. Tennessee.....	33	25	425	3
Dec. 5, 2004	Donovan McNabb, Philadelphia vs. Green Bay.....	43	32	464	5
Nov. 29, 2004	Marc Bulger, St.L. Rams vs. Green Bay.....	53	35	448	2
Nov. 28, 2004	Kelly Holcomb, Cle. Browns vs. Cincinnati.....	39	30	413	5
Oct. 31, 2004	Peyton Manning, Indianapolis vs. Kansas City.....	44	25	472	5
Oct. 31, 2004	Jake Plummer, Denver vs. Atlanta.....	55	31	499	4
Oct. 17, 2004	Daunte Culpepper, Minnesota vs. New Orleans.....	37	26	425	5
Oct. 10, 2004	Tim Rattay, San Francisco vs. Arizona (OT).....	57	38	417	2
Nov. 16, 2003	Peyton Manning, Indianapolis vs. N.Y. Jets.....	36	27	401	1
Oct. 12, 2003	Trent Green, Kansas City vs. Green Bay (OT).....	45	27	400	3
Oct. 12, 2003	Steve McNair, Tennessee vs. Hou. Texans.....	27	18	421	3
Dec. 29, 2002	Matt Hasselbeck, Seattle vs. S.D. Chargers (OT).....	53	36	449	2
Dec. 1, 2002	Matt Hasselbeck, Seattle vs. San Francisco.....	55	30	427	3
Nov. 10, 2002	Marc Bulger, St.L. Rams vs. S.D. Chargers.....	48	36	453	4
Nov. 10, 2002	Tommy Maddox, Pittsburgh vs. Atlanta (OT).....	41	28	473	4
Oct. 6, 2002	Drew Bledsoe, Buffalo vs. Oak. Raiders.....	53	32	417	2
Sept. 22, 2002	Tom Brady, New England vs. Kansas City (OT).....	54	39	410	4
Sept. 15, 2002	Drew Bledsoe, Buffalo vs. Minnesota (OT).....	49	35	463	3
Sept. 15, 2002	Rich Gannon, Oak. Raiders vs. Pittsburgh.....	64	43	403	1
Dec. 30, 2001	Jon Kitna, Cincinnati vs. Pittsburgh.....	68	35	411	2
Dec. 23, 2001	Chris Chandler, Atlanta vs. Buffalo.....	40	28	431	2
Nov. 18, 2001	Charlie Batch, Detroit vs. Arizona.....	62	36	436	3
Nov. 18, 2001	Kurt Warner, St.L. Rams vs. New England.....	42	30	401	3
Sept. 23, 2001	Peyton Manning, Indianapolis vs. Buffalo.....	29	23	421	4
Dec. 24, 2000	Vinny Testaverde, N.Y. Jets vs. Bal. Ravens.....	69	36	481	2
Dec. 17, 2000	Jeff Garcia, San Francisco vs. Chi. Bears.....	44	36	402	2
Dec. 3, 2000	Aaron Brooks, New Orleans vs. Denver.....	48	30	441	2
Nov. 19, 2000	Gus Frerotte, Denver vs. S.D. Chargers.....	58	36	462	5
Nov. 5, 2000	Elvis Grbac, Kansas City vs. Oak. Raiders.....	53	39	504	2
Nov. 5, 2000	Trent Green, St.L. Rams vs. Carolina.....	42	29	431	2
Sept. 25, 2000	Peyton Manning, Indianapolis vs. Jacksonville.....	36	23	440	4
Sept. 4, 2000	Kurt Warner, St.L. Rams vs. Denver.....	35	25	441	3
Dec. 26, 1999	Brad Johnson, Washington vs. San Francisco (OT).....	47	32	471	2
Dec. 5, 1999	Jeff Garcia, San Francisco vs. Cincinnati.....	49	33	437	3
Nov. 28, 1999	Jim Harbaugh, S.D. Chargers vs. Minnesota.....	39	25	404	1
Nov. 14, 1999	Jim Miller, Chi. Bears vs. Minnesota (OT).....	48	34	422	3
Sept. 26, 1999	Peyton Manning, Indianapolis vs. S.D. Chargers.....	54	29	404	2
Dec. 6, 1998	Vinny Testaverde, N.Y. Jets vs. Seattle.....	63	42	418	2
Dec. 6, 1998	John Elway, Denver vs. Kansas City.....	32	22	400	2
Nov. 26, 1998	Troy Aikman, Dal. Cowboys vs. Minnesota.....	57	34	455	1
Nov. 23, 1998	Drew Bledsoe, New England vs. Miami.....	54	28	423	2
Nov. 15, 1998	Jake Plummer, Arizona vs. Dal. Cowboys.....	56	31	465	3
Oct. 5, 1998	Randall Cunningham, Minnesota vs. Green Bay.....	32	20	442	4
Sept. 6, 1998	Glenn Foley, N.Y. Jets vs. San Francisco (OT).....	58	30	415	3
Nov. 2, 1997	Tony Banks, St.L. Rams vs. Atlanta.....	34	23	401	2
Oct. 26, 1997	Warren Moon, Seattle vs. Oak. Raiders.....	44	28	409	5
Nov. 10, 1996	Boomer Esiason, Arizona vs. Washington (OT).....	59	35	522	3
Nov. 3, 1996	Drew Bledsoe, New England vs. Miami.....	41	30	419	3
Oct. 27, 1996	Vinny Testaverde, Bal. Ravens vs. St.L. Rams (OT).....	51	31	429	3
Oct. 20, 1996	Mark Brunell, Jacksonville vs. St.L. Rams.....	52	37	421	0
Sept. 22, 1996	Mark Brunell, Jacksonville vs. New England (OT).....	39	23	432	3

## OUTSTANDING PERFORMERS

Date	Player, Team, Opponent	Att.	Comp.	Yards	TD
Dec. 18, 1995	Steve Young, San Francisco vs. Minnesota	49	30	425	3
Nov. 26, 1995	Dave Krieg, Arizona vs. Atlanta (OT)	43	27	413	4
Nov. 23, 1995	Scott Mitchell, Detroit vs. Minnesota	45	30	410	4
Oct. 1, 1995	Dan Marino, Miami vs. Cincinnati	48	33	450	2
Nov. 20, 1994	Warren Moon, Minnesota vs. N.Y. Jets	50	33	400	2
Nov. 13, 1994	Drew Bledsoe, New England vs. Minnesota (OT)	70	45	426	3
Nov. 6, 1994	Warren Moon, Minnesota vs. New Orleans	57	33	420	3
Sept. 25, 1994	Dan Marino, Miami vs. Minnesota	54	29	431	3
Sept. 4, 1994	Dan Marino, Miami vs. New England (OT)	42	23	473	5
Sept. 4, 1994	Drew Bledsoe, New England vs. Miami (OT)	51	32	421	4
Dec. 19, 1993	Steve Beuerlein, Phoenix vs. Seattle	53	34	431	3
Dec. 5, 1993	Brett Favre, Green Bay vs. Chi. Bears	54	36	402	2
Nov. 28, 1993	Steve Young, San Francisco vs. L.A. Rams	32	26	462	4
Oct. 31, 1993	Jeff Hostetler, L.A. Raiders vs. S.D. Chargers	32	20	424	2
Sept. 13, 1992	Steve Young, San Francisco vs. Buffalo	37	26	449	3
Sept. 13, 1992	Jim Kelly, Buffalo vs. San Francisco	33	22	403	3
Nov. 10, 1991	Warren Moon, Hou. Oilers vs. Dal. Cowboys (OT)	56	41	432	0
Nov. 10, 1991	Mark Rypien, Washington vs. Atlanta	31	16	442	6
Oct. 13, 1991	Warren Moon, Hou. Oilers vs. N.Y. Jets	50	35	423	2
Dec. 16, 1990	Warren Moon, Hou. Oilers vs. Kansas City	45	27	527	3
Nov. 4, 1990	Joe Montana, San Francisco vs. Green Bay	40	25	411	3
Oct. 14, 1990	Joe Montana, San Francisco vs. Atlanta	49	32	476	6
Oct. 7, 1990	Boomer Esiason, Cincinnati vs. L.A. Rams (OT)	45	31	490	3
Dec. 23, 1989	Warren Moon, Hou. Oilers vs. Cle. Browns	51	32	414	2
Dec. 11, 1989	Joe Montana, San Francisco vs. L.A. Rams	42	30	458	3
Nov. 26, 1989	Jim Everett, L.A. Rams vs. New Orleans (OT)	51	29	454	1
Nov. 26, 1989	Mark Rypien, Washington vs. Chi. Bears	47	30	401	4
Oct. 2, 1989	Randall Cunningham, Philadelphia vs. Chi. Bears	62	32	401	1
Sept. 24, 1989	Joe Montana, San Francisco vs. Philadelphia	34	25	428	5
Sept. 24, 1989	Dan Marino, Miami vs. N.Y. Jets	55	33	427	3
Sept. 17, 1989	Randall Cunningham, Philadelphia vs. Washington	46	34	447	5
Dec. 18, 1988	Dave Krieg, Seattle vs. L.A. Raiders	32	19	410	4
Dec. 12, 1988	Dan Marino, Miami vs. Cle. Browns	50	30	404	4
Oct. 23, 1988	Dan Marino, Miami vs. N.Y. Jets	60	35	521	3
Oct. 16, 1988	Vinny Testaverde, Tampa Bay vs. Indianapolis	42	25	469	2
Sept. 11, 1988	Doug Williams, Washington vs. Pittsburgh	52	30	430	2
Nov. 29, 1987	Tom Ramsey, New England vs. Philadelphia	53	34	402	3
Nov. 22, 1987	Boomer Esiason, Cincinnati vs. Pittsburgh	53	30	409	0
Sept. 20, 1987	Neil Lomax, St.L. Cardinals vs. S.D. Chargers	61	32	457	3
Dec. 21, 1986	Boomer Esiason, Cincinnati vs. N.Y. Jets	30	23	425	5
Dec. 14, 1986	Dan Marino, Miami vs. L.A. Rams (OT)	46	29	403	5
Nov. 23, 1986	Bernie Kosar, Cle. Browns vs. Pittsburgh (OT)	46	28	414	2
Nov. 17, 1986	Joe Montana, San Francisco vs. Washington	60	33	441	0
Nov. 16, 1986	Dan Marino, Miami vs. Buffalo	54	39	404	4
Nov. 10, 1986	Bernie Kosar, Cle. Browns vs. Miami	50	32	401	0
Nov. 2, 1986	Tommy Kramer, Minnesota vs. Washington (OT)	35	20	490	4
Nov. 2, 1986	Ken O'Brien, N.Y. Jets vs. Seattle	32	26	431	4
Oct. 27, 1986	Jay Schroeder, Washington vs. N.Y. Giants	40	22	420	1
Oct. 12, 1986	Steve Grogan, New England vs. N.Y. Jets	42	23	401	3
Sept. 21, 1986	Ken O'Brien, N.Y. Jets vs. Miami (OT)	43	29	479	4
Sept. 21, 1986	Dan Marino, Miami vs. N.Y. Jets (OT)	50	30	448	6
Sept. 21, 1986	Tony Eason, New England vs. Seattle	45	26	414	3
Dec. 20, 1985	John Elway, Denver vs. Seattle	42	24	432	1
Nov. 10, 1985	Dan Fouts, S.D. Chargers vs. L.A. Raiders (OT)	41	26	436	4
Oct. 13, 1985	Phil Simms, N.Y. Giants vs. Cincinnati	62	40	513	1
Oct. 13, 1985	Dave Krieg, Seattle vs. Atlanta	51	33	405	4
Oct. 6, 1985	Phil Simms, N.Y. Giants vs. Dal. Cowboys	36	18	432	3
Oct. 6, 1985	Joe Montana, San Francisco vs. Atlanta	57	37	429	5
Sept. 19, 1985	Tommy Kramer, Minnesota vs. Chi. Bears	55	28	436	3
Sept. 15, 1985	Dan Fouts, S.D. Chargers vs. Seattle	43	29	440	4
Dec. 16, 1984	Neil Lomax, St.L. Rams vs. Washington	46	37	468	2
Dec. 9, 1984	Dan Marino, Miami vs. Indianapolis	41	29	404	4
Dec. 2, 1984	Dan Marino, Miami vs. L.A. Raiders	57	35	470	4
Nov. 25, 1984	Dave Krieg, Seattle vs. Denver	44	30	406	3
Nov. 4, 1984	Dan Marino, Miami vs. N.Y. Jets	42	23	422	2
Oct. 21, 1984	Dan Fouts, S.D. Chargers vs. L.A. Raiders	45	24	410	3
Sept. 30, 1984	Dan Marino, Miami vs. St.L. Cardinals	36	24	429	3
Sept. 2, 1984	Phil Simms, N.Y. Giants vs. Philadelphia	30	23	409	4
Dec. 11, 1983	Bill Kenney, Kansas City vs. S.D. Chargers	41	31	411	4

## OUTSTANDING PERFORMERS

Date	Player, Team, Opponent	Att.	Comp.	Yards	TD
Nov. 20, 1983	Dave Krieg, Seattle vs. Denver.....	42	31	418	3
Oct. 9, 1983	Joe Ferguson, Buffalo vs. Miami (OT).....	55	38	419	5
Oct. 2, 1983	Joe Theismann, Washington vs. L.A. Raiders.....	39	23	417	3
Sept. 25, 1983	Richard Todd, N.Y. Jets vs. L.A. Rams (OT).....	50	37	446	2
Dec. 26, 1982	Vince Ferragamo, L.A. Rams vs. Chi. Bears.....	46	30	509	3
Dec. 20, 1982	Dan Fouts, S.D. Chargers vs. Cincinnati.....	40	25	435	1
Dec. 20, 1982	Ken Anderson, Cincinnati vs. S.D. Chargers.....	56	40	416	2
Dec. 11, 1982	Dan Fouts, S.D. Chargers vs. San Francisco.....	48	33	444	5
Nov. 21, 1982	Joe Montana, San Francisco vs. St.L. Cardinals.....	39	26	408	3
Nov. 15, 1981	Steve Bartkowski, Atlanta vs. Pittsburgh.....	50	33	416	2
Oct. 25, 1981	Brian Sipe, Cle. Browns vs. Bal. Colts.....	41	30	444	4
Oct. 25, 1981	David Woodley, Miami vs. Dal. Cowboys.....	37	21	408	3
Oct. 11, 1981	Tommy Kramer, Minnesota vs. S.D. Chargers.....	43	27	444	4
Dec. 14, 1980	Tommy Kramer, Minnesota vs. Cle. Browns.....	49	38	456	4
Nov. 16, 1980	Doug Williams, Tampa Bay vs. Minnesota.....	55	30	486	4
Oct. 19, 1980	Dan Fouts, S.D. Chargers vs. N.Y. Giants.....	41	26	444	3
Oct. 12, 1980	Lynn Dickey, Green Bay vs. Tampa Bay (OT).....	51	35	418	1
Sept. 21, 1980	Richard Todd, N.Y. Jets vs. San Francisco.....	60	42	447	3
Oct. 3, 1976	James Harris, L.A. Rams vs. Miami.....	29	17	436	2
Nov. 17, 1975	Ken Anderson, Cincinnati vs. Buffalo.....	46	30	447	2
Nov. 18, 1974	Charley Johnson, Denver vs. Kansas City.....	42	28	445	2
Dec. 11, 1972	Joe Namath, N.Y. Jets vs. Oak. Raiders.....	46	25	403	1
Sept. 24, 1972	Joe Namath, N.Y. Jets vs. Bal. Colts.....	28	15	496	6
Dec. 21, 1969	Don Horn, Green Bay vs. St.L. Cardinals.....	31	22	410	5
Sept. 28, 1969	Joe Kapp, Minnesota vs. Bal. Colts.....	43	28	449	7
Sept. 9, 1968	Pete Beathard, Hou. Oilers vs. Kansas City.....	48	23	413	2
Nov. 26, 1967	Sonny Jurgensen, Washington vs. Cle. Browns.....	50	32	418	3
Oct. 1, 1967	Joe Namath, N.Y. Jets vs. Miami.....	39	23	415	3
Sept. 17, 1967	Johnny Unitas, Bal. Colts vs. Atlanta.....	32	22	401	2
Nov. 13, 1966	Don Meredith, Dal. Cowboys vs. Washington.....	29	21	406	2
Nov. 28, 1965	Sonny Jurgensen, Washington vs. Dal. Cowboys.....	43	26	411	3
Oct. 24, 1965	Fran Tarkenton, Minnesota vs. San Francisco.....	35	21	407	3
Nov. 1, 1964	Len Dawson, Kansas City vs. Denver.....	38	23	435	6
Oct. 25, 1964	Cotton Davidson, Oak. Raiders vs. Denver.....	36	23	427	5
Oct. 16, 1964	Babe Parilli, Bos. Patriots vs. Oak. Raiders.....	47	25	422	4
Dec. 22, 1963	Tom Flores, Oak. Raiders vs. Hou. Oilers.....	29	17	407	6
Nov. 17, 1963	Norm Snead, Washington vs. Pittsburgh.....	40	23	424	2
Nov. 10, 1963	Don Meredith, Dal. Cowboys vs. San Francisco.....	48	30	460	3
Oct. 13, 1963	Charley Johnson, St.L. Cardinals vs. Pittsburgh.....	41	20	428	2
Dec. 16, 1962	Sonny Jurgensen, Philadelphia vs. St.L. Cardinals.....	34	15	419	5
Nov. 18, 1962	Bill Wade, Chi. Bears vs. Dal. Cowboys.....	46	28	466	2
Oct. 28, 1962	Y.A. Tittle, N.Y. Giants vs. Washington.....	39	27	505	7
Sept. 15, 1962	Frank Tripucka, Denver vs. Buffalo.....	56	29	447	2
Dec. 17, 1961	Sonny Jurgensen, Philadelphia vs. Detroit.....	42	27	403	3
Nov. 19, 1961	George Blanda, Hou. Oilers vs. N.Y. Titans.....	32	20	418	7
Oct. 29, 1961	George Blanda, Hou. Oilers vs. Buffalo.....	32	18	464	4
Oct. 29, 1961	Sonny Jurgensen, Philadelphia vs. Washington.....	41	27	436	3
Oct. 13, 1961	Jacky Lee, Hou. Oilers vs. Bos. Patriots.....	41	27	457	2
Dec. 13, 1958	Bobby Layne, Pittsburgh vs. Chi. Cardinals.....	49	23	409	2
Nov. 8, 1953	Bobby Thomason, Philadelphia vs. N.Y. Giants.....	44	22	437	4
Oct. 4, 1952	Otto Graham, Cle. Browns vs. Pittsburgh.....	49	21	401	3
Sept. 28, 1951	Norm Van Brocklin, L.A. Rams vs. N.Y. Yanks.....	41	27	554	5
Dec. 11, 1949	Johnny Lujack, Chi. Bears vs. Chi. Cardinals.....	39	24	468	6
Oct. 31, 1948	Sammy Baugh, Washington vs. Bos. Yanks.....	24	17	446	4
Oct. 31, 1948	Jim Hardy, L.A. Rams vs. Chi. Cardinals.....	53	28	406	3
Nov. 14, 1943	Sid Luckman, Chi. Bears vs. N.Y. Giants.....	32	21	433	7

*\*First season of professional football.*

### TIMES 400 OR MORE

388 times by 144 players...Brees 16; P.Manning 14; Brady, Marino 13; Roethlisberger 12; Rivers 11; Stafford 10; E.Manning, Prescott, Rodgers 9; Palmer 8; Mahomes, Montana, Moon 7; Bledsoe, Cousins, Fitzpatrick, Fouts, Ryan 6; Jurgensen, Krieg, Romo, Schaub 5; Bulger, Burrow, Carr, Eliason, Foles, Goff, Kramer, Testaverde, Warner, Winston 4; Cassel, Cunningham, M.Hasselbeck, Luck, McNabb, Namath, Simms, Young 3; Allen, Anderson, Blanda, Brunell, Culpepper, Elway, Favre, Garcia, Green, C.Johnson, Kitna, Kosar, Lomax, Meredith, Murray, Newton, O'Brien, Orton, Plummer, Rypien, Todd, Vick, Volek, Watson, D.Williams, R.Wilson 2.

### 100 PASS RECEPTIONS IN A SEASON

Year	Player, Team	No.	Yards	Avg.	Long	TD
2021	Cooper Kupp, L.A. Rams.....	145	1,947	13.4	59	16

## OUTSTANDING PERFORMERS

Year	Player, Team	No.	Yards	Avg.	Long	TD
	Davante Adams, Green Bay <sup>3</sup> .....	123	1,553	12.6	59	11
	Tyreek Hill, Kansas City.....	111	1,239	11.2	75	9
	Justin Jefferson, Minnesota.....	108	1,616	15.0	56	10
	Mark Andrews, Bal. Ravens.....	107	1,361	12.7	43	9
	Diontae Johnson, Pittsburgh.....	107	1,161	10.9	50	8
	Keenan Allen, L.A. Chargers <sup>4</sup> .....	106	1,138	10.7	42	6
	*Jaylen Waddle, Miami.....	104	1,015	9.8	57	6
	Stefon Diggs, Buffalo <sup>3</sup> .....	103	1,225	11.9	61	10
	Hunter Renfrow, Las Vegas.....	103	1,038	10.1	54	9
2020	Stefon Diggs, Buffalo <sup>2</sup> .....	127	1,535	12.1	55	8
	Davante Adams, Green Bay <sup>2</sup> .....	115	1,374	11.9	56	18
	DeAndre Hopkins, Arizona <sup>4</sup> .....	115	1,407	12.2	60	6
	Darren Waller, Las Vegas.....	107	1,196	11.2	38	9
	Travis Kelce, Kansas City <sup>2</sup> .....	105	1,416	13.5	45	11
	Allen Robinson, Chi. Bears.....	102	1,250	12.3	42	6
	Keenan Allen, L.A. Chargers <sup>3</sup> .....	100	992	9.9	28	8
	Tyler Lockett, Seattle.....	100	1,054	10.5	47	10
2019	Michael Thomas, New Orleans <sup>3</sup> .....	149	1,725	11.6	49	9
	Christian McCaffrey, Carolina <sup>2</sup> .....	116	1,005	8.7	28	4
	Keenan Allen, L.A. Chargers <sup>2</sup> .....	104	1,199	11.5	45	6
	DeAndre Hopkins, Hou. Texans <sup>3</sup> .....	104	1,165	11.2	43	7
	Julian Edelman, New England <sup>2</sup> .....	100	1,117	11.2	44	6
2018	Michael Thomas, New Orleans <sup>2</sup> .....	125	1,405	11.2	72	9
	Zach Ertz, Philadelphia.....	116	1,163	10.0	34	8
	DeAndre Hopkins, Hou. Texans <sup>2</sup> .....	115	1,572	13.7	49	11
	Julio Jones, Atlanta <sup>3</sup> .....	113	1,677	14.8	58	8
	Adam Thielen, Minnesota.....	113	1,373	12.2	68	9
	JuJu Smith-Schuster, Pittsburgh.....	111	1,426	12.8	97	7
	Davante Adams, Green Bay.....	111	1,386	12.5	57	13
	Christian McCaffrey, Carolina.....	107	867	8.1	38	6
	Antonio Brown, Pittsburgh <sup>6</sup> .....	104	1,297	12.5	78	15
	Travis Kelce, Kansas City.....	103	1,336	13.0	43	10
	Stefon Diggs, Minnesota.....	102	1,021	10.0	75	9
2017	Jarvis Landry, Miami <sup>2</sup> .....	112	987	8.8	49	9
	Larry Fitzgerald, Arizona <sup>2</sup> .....	109	1,156	10.6	37	6
	Michael Thomas, New Orleans.....	104	1,245	12.0	43	5
	Keenan Allen, L.A. Chargers.....	102	1,393	13.7	51	6
	Antonio Brown, Pittsburgh <sup>5</sup> .....	101	1,533	15.2	57	9
2016	Larry Fitzgerald, Arizona <sup>1</sup> .....	107	1,023	9.6	32	6
	Antonio Brown, Pittsburgh <sup>4</sup> .....	106	1,284	12.1	51	12
	Odell Beckham Jr., N.Y. Giants.....	101	1,367	13.5	75	10
2015	Antonio Brown, Pittsburgh <sup>3</sup> .....	136	1,834	13.5	59	10
	Julio Jones, Atlanta <sup>2</sup> .....	136	1,871	13.8	70	8
	DeAndre Hopkins, Hou. Texans.....	111	1,521	13.7	61	11
	Jarvis Landry, Miami.....	110	1,157	10.5	50	4
	Larry Fitzgerald, Arizona <sup>1</sup> .....	109	1,215	11.1	44	9
	Brandon Marshall, N.Y. Jets <sup>6</sup> .....	109	1,502	13.8	69	14
	Demaryius Thomas, Denver <sup>2</sup> .....	105	1,304	12.4	72	6
2014	Antonio Brown, Pittsburgh <sup>2</sup> .....	129	1,698	13.2	63	13
	Demaryius Thomas, Denver.....	111	1,619	14.6	86	11
	Julio Jones, Atlanta.....	104	1,593	15.3	79	6
	Matt Forte, Chi. Bears.....	102	808	7.9	56	4
	Emmanuel Sanders, Denver.....	101	1,404	13.9	48	9
2013	Pierre Garcon, Washington.....	113	1,346	11.9	53	5
	Antonio Brown, Pittsburgh.....	110	1,499	13.6	56	8
	Andre Johnson, Hou. Texans <sup>5</sup> .....	109	1,407	12.9	62	5
	Julian Edelman, New England.....	105	1,056	10.1	44	6
	Brandon Marshall, Chi. Bears <sup>2</sup> .....	100	1,295	13.0	44	12
2012	Calvin Johnson, Detroit.....	122	1,964	16.1	53	5
	Brandon Marshall, Chi. Bears <sup>1</sup> .....	118	1,508	12.8	56	11
	Wes Welker, New England <sup>4</sup> .....	118	1,354	11.5	59	6
	Andre Johnson, Hou. Texans <sup>4</sup> .....	112	1,598	14.3	60	4
	Jason Witten, Dal. Cowboys.....	110	1,039	9.4	36	3
	Reggie Wayne, Indianapolis <sup>1</sup> .....	106	1,355	12.8	33	5
2011	Wes Welker, New England <sup>3</sup> .....	122	1,569	12.9	99	9
	Roddy White, Atlanta <sup>2</sup> .....	100	1,296	13.0	43	8
2010	Roddy White, Atlanta.....	115	1,389	12.1	46	10
	Reggie Wayne, Indianapolis <sup>3</sup> .....	111	1,355	12.2	50	6
2009	Wes Welker, New England <sup>2</sup> .....	123	1,348	11.0	58	4

## OUTSTANDING PERFORMERS

Year	Player, Team	Yards	No.	Avg.	Long	TD
	Steve Smith, N.Y. Giants	107	1,220	11.4	51	7
	Andre Johnson, Hou. Texans <sup>1</sup>	101	1,569	15.5	72	9
	Brandon Marshall, Denver <sup>2</sup>	101	1,120	11.1	75	10
	Dallas Clark, Indianapolis	100	1,106	11.1	80	10
	Reggie Wayne, Indianapolis <sup>2</sup>	100	1,264	12.6	65	10
2008	Andre Johnson, Hou. Texans <sup>2</sup>	115	1,575	13.7	65	8
	Wes Welker, New England <sup>2</sup>	111	1,165	10.5	64	3
	Brandon Marshall, Denver <sup>2</sup>	104	1,265	12.2	47	6
2007	T.J. Houshmandzadeh, Cincinnati	112	1,143	10.2	42	12
	Wes Welker, New England	112	1,175	10.5	42	8
	Reggie Wayne, Indianapolis	104	1,510	14.5	64	10
	Derrick Mason, Bal. Ravens	103	1,087	10.6	79	5
	Brandon Marshall, Denver	102	1,325	13.0	68	7
	Larry Fitzgerald, Arizona <sup>2</sup>	100	1,409	14.1	48	10
2006	Andre Johnson, Hou. Texans	103	1,147	11.1	53	5
2005	Larry Fitzgerald, Arizona	103	1,409	13.7	47	10
	Steve Smith, Carolina	103	1,563	15.2	80	12
	Anquan Boldin, Arizona <sup>2</sup>	102	1,402	13.7	54	7
	Torry Holt, St.L. Rams <sup>2</sup>	102	1,331	13.0	44	9
2004	Tony Gonzalez, Kansas City	102	1,258	12.3	32	7
2003	Torry Holt, St.L. Rams	117	1,696	14.5	48	12
	Randy Moss, Minnesota <sup>2</sup>	111	1,632	14.7	72	17
	*Anquan Boldin, Arizona	101	1,377	13.6	71	8
	LaDainian Tomlinson, S.D. Chargers	100	725	7.3	73	4
2002	Marvin Harrison, Indianapolis <sup>1</sup>	143	1,722	12.0	69	11
	Hines Ward, Pittsburgh	112	1,329	11.9	72	12
	Randy Moss, Minnesota	106	1,347	12.7	60	7
	Eric Moulds, Buffalo	100	1,292	12.9	70	10
	Terrell Owens, San Francisco	100	1,300	13.0	76	13
2001	Rod Smith, Denver <sup>2</sup>	113	1,343	11.9	65	11
	Jimmy Smith, Jacksonville <sup>2</sup>	112	1,373	12.3	35	8
	Marvin Harrison, Indianapolis <sup>2</sup>	109	1,524	14.0	68	15
	Keyshawn Johnson, Tampa Bay	106	1,266	11.9	47	1
	Troy Brown, New England	101	1,199	11.9	60	5
2000	Marty Booker, Chi. Bears	100	1,071	10.7	66	8
	Marvin Harrison, Indianapolis <sup>2</sup>	102	1,413	13.9	78	14
	Muhsin Muhammad, Carolina	102	1,183	11.6	36	6
	Ed McCaffrey, Denver	101	1,317	13.0	61	9
	Rod Smith, Denver	100	1,602	16.0	49	8
1999	Jimmy Smith, Jacksonville	116	1,636	14.1	62	6
	Marvin Harrison, Indianapolis	115	1,663	14.5	57	12
1997	Tim Brown, Oak. Raiders	104	1,408	13.5	59	5
	Herman Moore, Detroit <sup>1</sup>	104	1,293	12.4	79	8
1996	Jerry Rice, San Francisco <sup>4</sup>	108	1,254	11.6	39	8
	Herman Moore, Detroit <sup>2</sup>	106	1,296	12.2	50	9
	Carl Pickens, Cincinnati	100	1,180	11.8	61	12
1995	Herman Moore, Detroit	123	1,686	13.7	69	14
	Jerry Rice, San Francisco <sup>3</sup>	122	1,848	15.1	81	15
	Cris Carter, Minnesota <sup>2</sup>	122	1,371	11.2	60	17
	Isaac Bruce, St.L. Rams	119	1,781	15.0	72	13
	Michael Irvin, Dal. Cowboys	111	1,603	14.4	50	10
	Brett Perriman, Detroit	108	1,488	13.8	91	9
	Eric Metcalf, Atlanta	104	1,189	11.4	62	8
	Robert Brooks, Green Bay	102	1,497	14.7	99	13
	Larry Centers, Arizona	101	962	9.5	32	2
1994	Cris Carter, Minnesota	122	1,256	10.3	65	7
	Jerry Rice, San Francisco <sup>2</sup>	112	1,499	13.4	69	13
	Terance Mathis, Atlanta	111	1,342	12.1	81	11
1993	Sterling Sharpe, Green Bay <sup>2</sup>	112	1,274	11.4	54	11
1992	Sterling Sharpe, Green Bay	108	1,461	13.5	76	13
1991	Haywood Jeffires, Hou. Oilers	100	1,181	11.8	44	7
1990	Jerry Rice, San Francisco	100	1,502	15.0	64	13
1984	Art Monk, Washington	106	1,372	12.9	72	7
1964	Charlie Hennigan, Hou. Oilers	101	1,546	15.3	53	8
1961	Lionel Taylor, Denver	100	1,176	11.8	52	4

*\*First season of professional football. NOTE: Numeral in superscript indicates season number player accomplished feat.*

### 1,000 YARDS PASS RECEIVING IN A SEASON

Year	Player, Team	Yards	No.	Avg.	Long	TD
2021	Cooper Kupp, L.A. Rams <sup>2</sup>	1,947	145	13.4	59	16

## OUTSTANDING PERFORMERS

Year	Player, Team	Yards	No.	Avg.	Long	TD
	Justin Jefferson, Minnesota <sup>3</sup>	1,616	108	15.0	56	10
	Davante Adams, Green Bay <sup>3</sup>	1,553	123	12.6	59	11
	*Ja'Marr Chase, Cincinnati	1,455	81	18.0	82	13
	Deebo Samuel, San Francisco	1,405	77	18.2	83	6
	Mark Andrews, Bal. Ravens	1,361	107	12.7	43	9
	Tyreek Hill, Kansas City <sup>4</sup>	1,239	111	11.2	75	9
	Stefon Diggs, Buffalo <sup>4</sup>	1,225	103	11.9	61	10
	Tyler Lockett, Seattle <sup>3</sup>	1,175	73	16.1	69	8
	Diontae Johnson, Pittsburgh	1,161	107	10.9	50	8
	D.J. Moore, Carolina <sup>3</sup>	1,157	93	12.4	64	4
	Mike Williams, L.A. Chargers <sup>2</sup>	1,146	76	15.1	72	9
	Keenan Allen, L.A. Chargers <sup>5</sup>	1,138	106	10.7	42	6
	Travis Kelce, Kansas City <sup>6</sup>	1,125	92	12.2	69	9
	Chris Godwin, Tampa Bay <sup>7</sup>	1,103	98	11.3	44	5
	CeeDee Lamb, Dal. Cowboys	1,102	79	13.9	49	6
	Tee Higgins, Cincinnati	1,091	74	14.7	54	6
	Michael Pittman, Indianapolis	1,082	88	12.3	57	6
	Darnell Mooney, Chi. Bears	1,055	81	13.0	64	4
	Terry McLaurin, Washington <sup>2</sup>	1,053	77	13.7	46	5
	Hunter Renfrow, Las Vegas	1,038	103	10.1	54	9
	Brandin Cooks, Hou. Texans <sup>8</sup>	1,037	90	11.5	52	6
	Mike Evans, Tampa Bay <sup>8</sup>	1,035	74	14.0	46	14
	*Kyle Pitts, Atlanta	1,026	68	15.1	61	1
	*Jaylen Waddle, Miami	1,015	104	9.8	57	6
	Marquise Brown, Bal. Ravens	1,008	91	11.1	49	6
2020	Stefon Diggs, Buffalo <sup>3</sup>	1,535	127	12.1	55	8
	Travis Kelce, Kansas City <sup>7</sup>	1,416	105	13.5	45	11
	DeAndre Hopkins, Arizona <sup>4</sup>	1,407	115	12.2	60	6
	*Justin Jefferson, Minnesota	1,400	88	15.9	71	7
	Davante Adams, Green Bay <sup>9</sup>	1,374	115	11.9	56	18
	Calvin Ridley, Atlanta	1,374	90	15.3	63	9
	DK Metcalf, Seattle	1,303	83	15.7	62	10
	Tyreek Hill, Kansas City <sup>9</sup>	1,276	87	14.7	75	15
	Allen Robinson, Chi. Bears <sup>3</sup>	1,250	102	12.3	42	6
	Darren Waller, Las Vegas <sup>2</sup>	1,196	107	11.2	38	9
	D.J. Moore, Carolina <sup>2</sup>	1,193	66	18.1	74	4
	Brandin Cooks, Hou. Texans <sup>5</sup>	1,150	81	14.2	57	6
	Terry McLaurin, Washington	1,118	87	12.9	68	4
	Amari Cooper, Dal. Cowboys <sup>5</sup>	1,114	92	12.1	69	5
	Robby Anderson, Carolina	1,096	95	11.5	75	3
	A.J. Brown, Tennessee <sup>7</sup>	1,075	70	15.4	73	11
	Tyler Lockett, Seattle <sup>2</sup>	1,054	100	10.5	47	10
	Mike Evans, Tampa Bay <sup>7</sup>	1,006	70	14.4	50	13
2019	Michael Thomas, New Orleans <sup>1</sup>	1,725	149	11.6	49	9
	Julio Jones, Atlanta <sup>1</sup>	1,394	99	14.1	54	6
	Chris Godwin, Tampa Bay	1,333	86	15.5	71	9
	Travis Kelce, Kansas City <sup>8</sup>	1,229	97	12.7	47	5
	DeVante Parker, Miami	1,202	72	16.7	51	9
	Keenan Allen, L.A. Chargers <sup>4</sup>	1,199	104	11.5	45	6
	Kenny Golladay, Detroit <sup>1</sup>	1,190	65	18.3	75	11
	Amari Cooper, Dal. Cowboys <sup>4</sup>	1,189	79	15.1	53	8
	D.J. Moore, Carolina	1,175	87	13.5	52	4
	Jarvis Landry, Cle. Browns <sup>3</sup>	1,174	83	14.1	65	6
	DeAndre Hopkins, Hou. Texans <sup>5</sup>	1,165	104	11.2	43	7
	Cooper Kupp, L.A. Rams	1,161	94	12.4	66	10
	Mike Evans, Tampa Bay <sup>6</sup>	1,157	67	17.3	67	8
	Allen Robinson, Chi. Bears <sup>2</sup>	1,147	98	11.7	49	7
	Darren Waller, Oak. Raiders	1,145	90	12.7	75	3
	Robert Woods, L.A. Rams <sup>2</sup>	1,134	90	12.6	48	2
	Stefon Diggs, Minnesota <sup>2</sup>	1,130	63	17.9	66	6
	Julian Edelman, New England <sup>1</sup>	1,117	100	11.2	44	6
	Courtland Sutton, Denver	1,112	72	15.4	70	6
	Michael Gallup, Dal. Cowboys	1,107	66	16.8	62	6
	John Brown, Buffalo <sup>2</sup>	1,060	72	14.7	53	6
	Tyler Lockett, Seattle	1,057	82	12.9	44	8
	George Kittle, San Francisco <sup>2</sup>	1,053	85	12.4	61	5
	*A.J. Brown, Tennessee	1,051	52	20.2	91	8
	Tyler Boyd, Cincinnati <sup>2</sup>	1,046	90	11.6	47	5
	Odell Beckham Jr., Cle. Browns <sup>5</sup>	1,035	74	14.0	89	4
	DJ Chark, Jacksonville	1,008	73	13.8	69	8
	Christian McCaffrey, Carolina	1,005	116	8.7	28	4
	Mike Williams, L.A. Chargers	1,001	49	20.4	56	2

## OUTSTANDING PERFORMERS

Year	Player, Team	Yards	No.	Avg.	Long	TD
2018	Julio Jones, Atlanta <sup>a</sup> .....	1,677	113	14.8	58	8
	DeAndre Hopkins, Hou. Texans <sup>d</sup> .....	1,572	115	13.7	49	11
	Mike Evans, Tampa Bay <sup>e</sup> .....	1,524	86	17.7	72	8
	Tyreek Hill, Kansas City <sup>2</sup> .....	1,479	87	17.0	75	12
	JuJu Smith-Schuster, Pittsburgh .....	1,426	111	12.8	97	7
	Michael Thomas, New Orleans <sup>5</sup> .....	1,405	125	11.2	72	9
	Davante Adams, Green Bay .....	1,386	111	12.5	57	13
	George Kittle, San Francisco .....	1,377	88	15.6	85	5
	Adam Thielen, Minnesota <sup>2</sup> .....	1,373	113	12.2	68	9
	Travis Kelce, Kansas City <sup>3</sup> .....	1,336	103	13.0	43	10
	Antonio Brown, Pittsburgh <sup>7</sup> .....	1,297	104	12.5	78	15
	T.Y. Hilton, Indianapolis <sup>5</sup> .....	1,270	76	16.7	68	6
	Robert Woods, L.A. Rams .....	1,219	86	14.2	39	6
	Brandin Cooks, L.A. Rams <sup>4</sup> .....	1,204	80	15.1	57	5
	Keenan Allen, L.A. Chargers <sup>3</sup> .....	1,196	97	12.3	54	6
	Zach Ertz, Philadelphia .....	1,163	116	10.0	34	8
	Kenny Golladay, Detroit .....	1,063	70	15.2	60	5
	Odell Beckham Jr., N.Y. Giants <sup>4</sup> .....	1,052	77	13.7	51	6
	Tyler Boyd, Cincinnati .....	1,028	76	13.5	49	7
	Stefon Diggs, Minnesota .....	1,021	102	10.0	75	9
Amari Cooper, Oak. Raiders-Dal. Cowboys <sup>3</sup> .....	1,005	75	13.4	90	7	
2017	Antonio Brown, Pittsburgh <sup>h</sup> .....	1,533	101	15.2	57	9
	Julio Jones, Atlanta <sup>a</sup> .....	1,444	88	16.4	53	3
	Keenan Allen, L.A. Chargers <sup>5</sup> .....	1,393	102	13.7	51	6
	DeAndre Hopkins, Hou. Texans <sup>d</sup> .....	1,378	96	14.4	72	13
	Adam Thielen, Minnesota .....	1,276	91	14.0	65	4
	Michael Thomas, New Orleans <sup>5</sup> .....	1,245	104	12.0	43	5
	Tyreek Hill, Kansas City .....	1,183	75	15.8	79	7
	Larry Fitzgerald, Arizona <sup>a</sup> .....	1,156	109	10.6	37	6
	Marvin Jones, Detroit .....	1,101	61	18.0	58	9
	Rob Gronkowski, New England <sup>d</sup> .....	1,084	69	15.7	53	8
	Brandin Cooks, New England <sup>3</sup> .....	1,082	65	16.6	64	7
	A.J. Green, Cincinnati <sup>h</sup> .....	1,078	75	14.4	77	8
	Travis Kelce, Kansas City <sup>2</sup> .....	1,038	83	12.5	44	8
	Golden Tate, Detroit <sup>3</sup> .....	1,003	92	10.9	71	5
	Mike Evans, Tampa Bay <sup>4</sup> .....	1,001	71	14.1	42	5
	T.Y. Hilton, Indianapolis <sup>4</sup> .....	1,448	91	15.9	63	6
	Julio Jones, Atlanta <sup>a</sup> .....	1,409	83	17.0	75	6
	Odell Beckham Jr., N.Y. Giants <sup>5</sup> .....	1,367	101	13.5	75	10
	Mike Evans, Tampa Bay <sup>3</sup> .....	1,321	96	13.8	45	12
	Antonio Brown, Pittsburgh <sup>5</sup> .....	1,284	106	12.1	51	12
Jordy Nelson, Green Bay <sup>4</sup> .....	1,257	97	13.0	60	14	
Brandin Cooks, New Orleans <sup>2</sup> .....	1,173	78	15.0	98	8	
Amari Cooper, Oak. Raiders <sup>5</sup> .....	1,153	83	13.9	64	5	
*Michael Thomas, New Orleans .....	1,137	92	12.4	46	9	
Jarvis Landry, Miami <sup>2</sup> .....	1,136	94	12.1	71	4	
Doug Baldwin, Seattle <sup>2</sup> .....	1,128	94	12.0	59	7	
Travis Kelce, Kansas City .....	1,125	85	13.2	80	4	
Julian Edelman, New England <sup>3</sup> .....	1,106	98	11.3	77	3	
Demaryius Thomas, Denver <sup>5</sup> .....	1,083	90	12.0	55	5	
Golden Tate, Detroit <sup>2</sup> .....	1,077	91	11.8	67	4	
Greg Olsen, Carolina <sup>3</sup> .....	1,073	80	13.4	78	3	
Tyrell Williams, S.D. Chargers .....	1,059	69	15.3	51	7	
Pierre Garcon, Washington <sup>2</sup> .....	1,041	79	13.2	70	3	
Emmanuel Sanders, Denver <sup>3</sup> .....	1,032	79	13.1	64	5	
Larry Fitzgerald, Arizona <sup>a</sup> .....	1,023	107	9.6	32	6	
Mike Wallace, Bal. Ravens <sup>2</sup> .....	1,017	72	14.1	95	4	
Terrelle Pryor, Cle. Browns .....	1,007	77	13.1	54	4	
DeSean Jackson, Washington <sup>5</sup> .....	1,005	56	17.9	80	4	
Michael Crabtree, Oak. Raiders <sup>2</sup> .....	1,003	89	11.3	56	8	
Kenny Britt, L.A. Rams .....	1,002	68	14.7	66	5	
2015	Julio Jones, Atlanta <sup>a</sup> .....	1,871	136	13.8	70	8
	Antonio Brown, Pittsburgh <sup>4</sup> .....	1,834	136	13.5	59	10
	DeAndre Hopkins, Hou. Texans <sup>2</sup> .....	1,521	111	13.7	61	11
	Brandon Marshall, N.Y. Jets <sup>8</sup> .....	1,502	109	13.8	69	14
	Odell Beckham Jr., N.Y. Giants <sup>2</sup> .....	1,450	96	15.1	87	13
	Allen Robinson, Jacksonville .....	1,400	80	17.5	90	14
	Demaryius Thomas, Denver <sup>4</sup> .....	1,304	105	12.4	72	6
	A.J. Green, Cincinnati <sup>h</sup> .....	1,297	86	15.1	80	10
	Larry Fitzgerald, Arizona <sup>a</sup> .....	1,215	109	11.1	44	9
	Calvin Johnson, Detroit <sup>7</sup> .....	1,214	88	13.8	57	9



## OUTSTANDING PERFORMERS

Year	Player, Team	Yards	No.	Avg.	Long	TD
	Mike Evans, Tampa Bay <sup>2</sup>	1,206	74	16.3	68	3
	Rob Gronkowski, New England <sup>3</sup>	1,176	72	16.3	76	11
	Jarvis Landry, Miami	1,157	110	10.5	50	4
	Brandin Cooks, New Orleans	1,138	84	13.5	71	9
	Emmanuel Sanders, Denver <sup>2</sup>	1,135	76	14.9	75	6
	T.Y. Hilton, Indianapolis <sup>3</sup>	1,124	69	16.3	87	5
	Greg Olsen, Carolina <sup>2</sup>	1,104	77	14.3	52	7
	Jeremy Maclin, Kansas City <sup>2</sup>	1,088	87	12.5	61	8
	Delanie Walker, Tennessee	1,088	94	11.6	61	6
	*Amari Cooper, Oak. Raiders	1,070	72	14.9	68	6
	Doug Baldwin, Seattle	1,069	78	13.7	80	14
	Sammy Watkins, Buffalo	1,047	60	17.5	63	9
	Gary Barnidge, Cle. Browns	1,043	79	13.2	40	9
	Allen Hurns, Jacksonville	1,031	64	16.1	80	10
	Eric Decker, N.Y. Jets <sup>3</sup>	1,027	80	12.8	35	12
	John Brown, Arizona	1,003	65	15.4	68	7
2014	Antonio Brown, Pittsburgh <sup>3</sup>	1,698	129	13.2	63	13
	Demaryius Thomas, Denver <sup>3</sup>	1,619	111	14.6	86	11
	Julio Jones, Atlanta <sup>2</sup>	1,593	104	15.3	79	6
	Jordy Nelson, Green Bay <sup>2</sup>	1,519	98	15.5	80	13
	Emmanuel Sanders, Denver	1,404	101	13.9	48	9
	T.Y. Hilton, Indianapolis <sup>2</sup>	1,345	82	16.4	73	7
	Golden Tate, Detroit	1,331	99	13.4	73	4
	Dez Bryant, Dal. Cowboys <sup>3</sup>	1,320	88	15.0	68	16
	Jeremy Maclin, Philadelphia	1,318	85	15.5	72	10
	*Odell Beckham Jr., N.Y. Giants	1,305	91	14.3	80	12
	Randall Cobb, Green Bay	1,287	91	14.1	70	12
	DeAndre Hopkins, Hou. Texans	1,210	76	15.9	76	6
	DeSean Jackson, Washington <sup>1</sup>	1,169	56	20.9	81	6
	Alshon Jeffery, Chi. Bears <sup>2</sup>	1,133	85	13.3	74	10
	Rob Gronkowski, New England <sup>2</sup>	1,124	82	13.7	46	12
	Calvin Johnson, Detroit <sup>8</sup>	1,077	71	15.2	67	8
	Steve Smith, Bal. Ravens <sup>3</sup>	1,065	79	13.5	80	6
	Anquan Boldin, San Francisco <sup>7</sup>	1,062	83	12.8	76	5
	*Mike Evans, Tampa Bay	1,051	68	15.5	56	12
	A.J. Green, Cincinnati <sup>4</sup>	1,041	69	15.1	81	6
	*Kelvin Benjamin, Carolina	1,008	73	13.8	51	9
	Greg Olsen, Carolina	1,008	84	12.0	38	6
	Vincent Jackson, Tampa Bay <sup>6</sup>	1,002	70	14.3	50	2
2013	Josh Gordon, Cle. Browns	1,646	87	18.9	95	9
	Antonio Brown, Pittsburgh <sup>2</sup>	1,499	110	13.6	56	8
	Calvin Johnson, Detroit <sup>3</sup>	1,492	84	17.8	87	12
	Demaryius Thomas, Denver <sup>2</sup>	1,430	92	15.5	78	14
	A.J. Green, Cincinnati <sup>3</sup>	1,426	98	14.6	82	11
	Alshon Jeffery, Chi. Bears	1,421	89	16.0	80	7
	Andre Johnson, Hou. Texans <sup>2</sup>	1,407	109	12.9	62	5
	Pierre Garcon, Washington	1,346	113	11.9	53	5
	DeSean Jackson, Philadelphia <sup>3</sup>	1,332	82	16.2	61	9
	Jordy Nelson, Green Bay <sup>2</sup>	1,314	85	15.5	76	8
	Brandon Marshall, Chi. Bears <sup>2</sup>	1,295	100	13.0	44	12
	Eric Decker, Denver <sup>2</sup>	1,288	87	14.8	61	11
	Dez Bryant, Dal. Cowboys <sup>2</sup>	1,233	93	13.3	79	13
	Vincent Jackson, Tampa Bay <sup>6</sup>	1,224	78	15.7	60	7
	Jimmy Graham, New Orleans <sup>2</sup>	1,215	86	14.1	56	16
	Anquan Boldin, San Francisco <sup>5</sup>	1,179	85	13.9	63	7
	Torrey Smith, Bal. Ravens	1,128	65	17.4	74	4
	T.Y. Hilton, Indianapolis	1,083	82	13.2	73	5
	Kendall Wright, Tennessee	1,079	94	11.5	45	2
	Harry Douglas, Atlanta	1,067	85	12.6	80	2
	Julian Edelman, New England	1,056	105	10.1	44	6
	*Keenan Allen, S.D. Chargers	1,046	71	14.7	43	8
	Michael Floyd, Arizona	1,041	65	16.0	91	5
	Brian Hartline, Miami <sup>2</sup>	1,016	76	13.4	50	4
2012	Calvin Johnson, Detroit <sup>4</sup>	1,964	122	16.1	53	5
	Andre Johnson, Hou. Texans <sup>6</sup>	1,598	112	14.3	60	4
	Brandon Marshall, Chi. Bears <sup>5</sup>	1,508	118	12.8	56	11
	Demaryius Thomas, Denver	1,434	94	15.3	71	10
	Vincent Jackson, Tampa Bay <sup>4</sup>	1,384	72	19.2	95	8
	Dez Bryant, Dal. Cowboys	1,382	92	15.0	85	12
	Reggie Wayne, Indianapolis <sup>3</sup>	1,355	106	12.8	33	5
	Wes Welker, New England <sup>3</sup>	1,354	118	11.5	59	6

## OUTSTANDING PERFORMERS

Year	Player, Team	Yards	No.	Avg.	Long	TD
	Roddy White, Atlanta <sup>4</sup> .....	1,351	92	14.7	59	7
	A.J. Green, Cincinnati <sup>2</sup> .....	1,350	97	13.9	73	11
	Julio Jones, Atlanta.....	1,198	79	15.2	80	10
	Steve Smith, Carolina <sup>7</sup> .....	1,174	73	16.1	66	4
	Marques Colston, New Orleans <sup>4</sup> .....	1,154	83	13.9	60	10
	Michael Crabtree, San Francisco.....	1,105	85	13.0	49	9
	Victor Cruz, N.Y. Giants <sup>2</sup> .....	1,092	86	12.7	80	10
	Brian Hartline, Miami.....	1,083	74	14.6	80	1
	Eric Decker, Denver.....	1,064	85	12.5	55	13
	Steve Johnson, Buffalo <sup>3</sup> .....	1,046	79	13.2	63	6
	Lance Moore, New Orleans.....	1,041	65	16.0	51	6
	Jason Witten, Dal. Cowboys <sup>4</sup> .....	1,039	110	9.4	36	3
2011	Calvin Johnson, Detroit <sup>3</sup> .....	1,681	96	17.5	73	16
	Wes Welker, New England <sup>4</sup> .....	1,569	122	12.9	99	9
	Victor Cruz, N.Y. Giants.....	1,536	82	18.7	99	9
	Larry Fitzgerald, Arizona <sup>4</sup> .....	1,411	80	17.6	73	8
	Steve Smith, Carolina <sup>4</sup> .....	1,394	79	17.6	77	7
	Rob Gronkowski, New England.....	1,327	90	14.7	52	17
	Jimmy Graham, New Orleans.....	1,310	99	13.2	59	11
	Roddy White, Atlanta <sup>3</sup> .....	1,296	100	13.0	43	8
	Jordy Nelson, Green Bay.....	1,263	68	18.6	93	15
	Brandon Marshall, Miami <sup>5</sup> .....	1,214	81	15.0	65	6
	Mike Wallace, Pittsburgh <sup>7</sup> .....	1,193	72	16.6	95	8
	Hakeem Nicks, N.Y. Giants <sup>7</sup> .....	1,192	76	15.7	68	7
	Dwayne Bowe, Kansas City <sup>3</sup> .....	1,159	81	14.3	52	5
	Marques Colston, New Orleans <sup>5</sup> .....	1,143	80	14.3	50	8
	Antonio Brown, Pittsburgh.....	1,108	69	16.1	79	2
	Vincent Jackson, S.D. Chargers <sup>3</sup> .....	1,106	60	18.4	58	9
	*A.J. Green, Cincinnati.....	1,057	65	16.3	58	7
	Nate Washington, Tennessee.....	1,023	74	13.8	57	7
	Steve Johnson, Buffalo <sup>2</sup> .....	1,004	76	13.2	55	7
2010	Brandon Lloyd, Denver.....	1,448	77	18.8	71	11
	Roddy White, Atlanta <sup>4</sup> .....	1,389	115	12.1	46	10
	Reggie Wayne, Indianapolis <sup>7</sup> .....	1,355	111	12.2	50	6
	Greg Jennings, Green Bay <sup>3</sup> .....	1,265	76	16.6	86	12
	Mike Wallace, Pittsburgh.....	1,257	60	20.9	56	10
	Andre Johnson, Hou. Texans <sup>2</sup> .....	1,216	86	14.1	60	8
	Dwayne Bowe, Kansas City <sup>2</sup> .....	1,162	72	16.1	75	15
	Larry Fitzgerald, Arizona <sup>5</sup> .....	1,137	90	12.6	41	6
	Calvin Johnson, Detroit <sup>2</sup> .....	1,120	77	14.6	87	12
	Santana Moss, Washington <sup>4</sup> .....	1,115	93	12.0	56	6
	Steve Johnson, Buffalo.....	1,073	82	13.1	45	10
	DeSean Jackson, Philadelphia <sup>2</sup> .....	1,056	47	22.5	91	6
	Hakeem Nicks, N.Y. Giants.....	1,052	79	13.3	46	11
	Miles Austin, Dal. Cowboys <sup>2</sup> .....	1,041	69	15.1	69	7
	Marques Colston, New Orleans <sup>4</sup> .....	1,023	84	12.2	43	7
	Brandon Marshall, Miami <sup>4</sup> .....	1,014	86	11.8	46	3
	Jason Witten, Dal. Cowboys <sup>3</sup> .....	1,002	94	10.7	33	9
2009	Andre Johnson, Hou. Texans <sup>2</sup> .....	1,569	101	15.5	72	9
	Wes Welker, New England <sup>3</sup> .....	1,348	123	11.0	58	4
	Miles Austin, Dal. Cowboys.....	1,320	81	16.3	60	11
	Sidney Rice, Minnesota.....	1,321	83	15.8	63	8
	Randy Moss, New England <sup>10</sup> .....	1,264	83	15.2	71	13
	Reggie Wayne, Indianapolis <sup>4</sup> .....	1,264	100	12.6	65	10
	Santonio Holmes, Pittsburgh.....	1,248	79	15.8	57	5
	Steve Smith, N.Y. Giants.....	1,220	107	11.4	51	7
	Vincent Jackson, S.D. Chargers <sup>2</sup> .....	1,167	68	17.2	55	9
	Hines Ward, Pittsburgh <sup>6</sup> .....	1,167	95	12.3	54	6
	Antonio Gates, S.D. Chargers <sup>2</sup> .....	1,157	79	14.6	56	8
	DeSean Jackson, Philadelphia.....	1,156	62	18.6	71	9
	Roddy White, Atlanta <sup>3</sup> .....	1,153	85	13.6	90	11
	Brandon Marshall, Denver <sup>3</sup> .....	1,120	101	11.1	75	10
	Greg Jennings, Green Bay <sup>2</sup> .....	1,113	68	16.4	83	4
	Dallas Clark, Indianapolis.....	1,106	100	11.1	80	10
	Larry Fitzgerald, Arizona <sup>4</sup> .....	1,092	97	11.3	34	13
	Marques Colston, New Orleans <sup>3</sup> .....	1,074	70	15.3	68	9
	Donald Driver, Green Bay <sup>7</sup> .....	1,061	70	15.2	71	6
	Chad Johnson, Cincinnati <sup>7</sup> .....	1,047	72	14.5	50	9
	Jason Witten, Dal. Cowboys <sup>2</sup> .....	1,030	94	11.0	69	2
	Derrick Mason, Bal. Ravens <sup>8</sup> .....	1,028	73	14.1	72	7
	Anquan Boldin, Arizona <sup>5</sup> .....	1,024	84	12.2	44	4

## OUTSTANDING PERFORMERS

Year	Player, Team	Yards	No.	Avg.	Long	TD
2008	Andre Johnson, Hou. Texans <sup>3</sup>	1,575	115	13.7	65	8
	Larry Fitzgerald, Arizona <sup>3</sup>	1,431	96	14.9	78	12
	Steve Smith, Carolina <sup>2</sup>	1,421	78	18.2	65	6
	Roddy White, Atlanta <sup>2</sup>	1,382	88	15.7	70	7
	Calvin Johnson, Detroit	1,331	78	17.1	96	12
	Greg Jennings, Green Bay	1,292	80	16.1	63	9
	Brandon Marshall, Denver <sup>2</sup>	1,265	104	12.2	47	6
	Antonio Bryant, Tampa Bay <sup>2</sup>	1,248	83	15.0	71	7
	Wes Welker, New England <sup>2</sup>	1,165	111	10.5	64	3
	Reggie Wayne, Indianapolis <sup>5</sup>	1,145	82	14.0	65	6
	Vincent Jackson, S.D. Chargers	1,098	59	18.6	60	7
	Tony Gonzalez, Kansas City <sup>4</sup>	1,058	96	11.0	35	10
	Terrell Owens, Dal. Cowboys <sup>5</sup>	1,052	69	15.2	75	10
	Santana Moss, Washington <sup>1</sup>	1,044	79	13.2	67	6
	Hines Ward, Pittsburgh <sup>5</sup>	1,043	81	12.9	49	7
	Anquan Boldin, Arizona <sup>4</sup>	1,038	89	11.7	79	11
	Derrick Mason, Bal. Ravens <sup>7</sup>	1,037	80	13.0	54	5
	Dwayne Bowe, Kansas City	1,022	86	11.9	36	7
	Lee Evans, Buffalo <sup>2</sup>	1,017	63	16.1	87	3
	2007	Donald Driver, Green Bay <sup>6</sup>	1,012	74	13.7	71
Randy Moss, New England <sup>8</sup>		1,008	69	14.6	76	11
Steve Breaston, Arizona		1,006	77	13.1	58	3
Reggie Wayne, Indianapolis <sup>7</sup>		1,510	104	14.5	64	10
Randy Moss, New England <sup>8</sup>		1,493	98	15.2	65	23
Chad Johnson, Cincinnati <sup>8</sup>		1,440	93	15.5	70	8
Larry Fitzgerald, Arizona <sup>4</sup>		1,409	100	14.1	48	10
Terrell Owens, Dal. Cowboys <sup>8</sup>		1,355	81	16.7	52	15
Brandon Marshall, Denver		1,325	102	13.0	68	7
Braylon Edwards, Cle. Browns		1,289	80	16.1	78	16
Roddy White, Atlanta		1,202	83	14.5	69	6
Marques Colston, New Orleans <sup>2</sup>		1,202	98	12.3	45	11
Torry Holt, St.L. Rams <sup>8</sup>		1,189	93	12.8	40	7
Wes Welker, New England <sup>4</sup>		1,175	112	10.5	42	8
Tony Gonzalez, Kansas City <sup>3</sup>		1,172	99	11.8	31	5
Bobby Engram, Seattle		1,147	94	12.2	49	6
Jason Witten, Dal. Cowboys		1,145	96	11.9	53	7
T.J. Houshmandzadeh, Cincinnati <sup>2</sup>		1,143	112	10.2	42	12
Jerricho Cotchery, N.Y. Jets		1,130	82	13.8	50	2
Kevin Curtis, Philadelphia		1,110	77	14.4	75	6
2006	Kellen Winslow, Cle. Browns	1,106	82	13.5	49	5
	Derrick Mason, Bal. Ravens <sup>5</sup>	1,087	103	10.6	79	5
	Donald Driver, Green Bay <sup>5</sup>	1,048	82	12.8	47	2
	Plaxico Burress, N.Y. Giants <sup>4</sup>	1,025	70	14.6	60	12
	Joey Galloway, Tampa Bay <sup>6</sup>	1,014	57	17.8	69	6
	Steve Smith, Carolina <sup>4</sup>	1,002	87	11.5	74	7
	Chad Johnson, Cincinnati <sup>5</sup>	1,369	87	15.7	74	7
	Marvin Harrison, Indianapolis <sup>5</sup>	1,366	95	14.4	68	12
	Reggie Wayne, Indianapolis <sup>3</sup>	1,310	86	15.2	51	9
	Roy Williams, Detroit	1,310	82	16.0	60	7
	Donald Driver, Green Bay <sup>4</sup>	1,295	92	14.1	82	8
	Lee Evans, Buffalo	1,292	82	15.8	83	8
	Anquan Boldin, Arizona <sup>3</sup>	1,203	83	14.5	64	4
	Torry Holt, St.L. Rams <sup>2</sup>	1,188	93	12.8	67	10
	Terrell Owens, Dal. Cowboys <sup>2</sup>	1,180	85	13.9	56	13
	Steve Smith, Carolina <sup>3</sup>	1,166	83	14.1	72	8
	Andre Johnson, Hou. Texans <sup>2</sup>	1,147	103	11.1	53	5
	Isaac Bruce, St.L. Rams <sup>5</sup>	1,098	74	14.8	45	3
	Laveranues Coles, N.Y. Jets <sup>2</sup>	1,098	91	12.1	58	6
	Mike Furrey, Detroit	1,086	98	11.1	31	6
Javon Walker, Denver <sup>2</sup>	1,084	69	15.7	83	8	
T.J. Houshmandzadeh, Cincinnati	1,081	90	12.0	40	9	
Joey Galloway, Tampa Bay <sup>6</sup>	1,057	62	17.1	64	7	
Terry Glenn, Dal. Cowboys <sup>4</sup>	1,047	70	15.0	54	6	
Marques Colston, New Orleans	1,038	70	14.8	86	8	
2005	Steve Smith, Carolina <sup>2</sup>	1,563	103	15.2	80	12
	Santana Moss, Washington <sup>2</sup>	1,483	84	17.7	78	9
	Chad Johnson, Cincinnati <sup>4</sup>	1,432	97	14.8	70	9
	Larry Fitzgerald, Arizona	1,409	103	13.7	47	10
	Anquan Boldin, Arizona <sup>2</sup>	1,402	102	13.7	54	7
	Torry Holt, St.L. Rams <sup>5</sup>	1,331	102	13.0	44	9
Joey Galloway, Tampa Bay <sup>4</sup>	1,287	83	15.5	80	10	

## OUTSTANDING PERFORMERS

Year	Player, Team	Yards	No.	Avg.	Long	TD
	Donald Driver, Green Bay <sup>3</sup>	1,221	86	14.2	59	5
	Plaxico Burress, N.Y. Giants <sup>3</sup>	1,214	76	16.0	78	7
	Marvin Harrison, Indianapolis <sup>1</sup>	1,146	82	14.0	80	12
	Terry Glenn, Dal. Cowboys <sup>1</sup>	1,136	62	18.3	71	7
	Chris Chambers, Miami	1,118	82	13.6	77	11
	Rod Smith, Denver <sup>6</sup>	1,105	85	13.0	72	6
	Eddie Kennison, Kansas City <sup>2</sup>	1,102	68	16.2	55	5
	Antonio Gates, S.D. Chargers	1,101	89	12.4	38	10
	Derrick Mason, Bal. Ravens <sup>5</sup>	1,073	86	12.5	39	3
	Reggie Wayne, Indianapolis <sup>2</sup>	1,055	83	12.7	66	5
	Jimmy Smith, Jacksonville <sup>9</sup>	1,023	70	14.6	45	6
	Antonio Bryant, Cle. Browns	1,009	69	14.6	54	4
	Randy Moss, Oak. Raiders <sup>1</sup>	1,005	60	16.8	79	8
2004	Muhsin Muhammad, Carolina <sup>3</sup>	1,405	93	15.1	51	16
	Joe Horn, New Orleans <sup>4</sup>	1,399	94	14.9	57	11
	Javon Walker, Green Bay	1,382	89	15.5	79	12
	Torry Holt, St.L. Rams <sup>3</sup>	1,372	94	14.6	75	10
	Isaac Bruce, St.L. Rams <sup>1</sup>	1,292	89	14.5	56	6
	Chad Johnson, Cincinnati <sup>3</sup>	1,274	95	13.4	53	9
	Tony Gonzalez, Kansas City <sup>2</sup>	1,258	102	12.3	32	7
	Drew Bennett, Tennessee	1,247	80	15.6	48	11
	Reggie Wayne, Indianapolis	1,210	77	15.7	71	12
	Donald Driver, Green Bay <sup>7</sup>	1,208	84	14.4	50	9
	Terrell Owens, Philadelphia <sup>9</sup>	1,200	77	15.6	59	14
	Darrell Jackson, Seattle <sup>3</sup>	1,199	87	13.8	56	7
	*Michael Clayton, Tampa Bay	1,193	80	14.9	75	7
	Jimmy Smith, Jacksonville <sup>5</sup>	1,172	74	15.8	65	6
	Derrick Mason, Tennessee <sup>4</sup>	1,168	96	12.2	37	7
	Rod Smith, Denver <sup>7</sup>	1,144	79	14.5	85	7
	Andre Johnson, Hou. Texans	1,142	79	14.5	54	6
	Marvin Harrison, Indianapolis <sup>8</sup>	1,113	86	12.9	59	15
	Eddie Kennison, Kansas City	1,086	62	17.5	70	8
	Ashley Lelie, Denver	1,084	54	20.1	58	7
	Brandon Stokley, Indianapolis	1,077	68	15.8	69	10
	Eric Moulds, Buffalo <sup>4</sup>	1,043	88	11.9	49	5
	Nate Burleson, Minnesota	1,006	68	14.8	68	9
	Hines Ward, Pittsburgh <sup>4</sup>	1,004	80	12.6	58	4
2003	Torry Holt, St.L. Rams <sup>4</sup>	1,696	117	14.5	48	12
	Randy Moss, Minnesota <sup>2</sup>	1,632	111	14.7	72	17
	*Anquan Boldin, Arizona	1,377	101	13.6	71	8
	Chad Johnson, Cincinnati <sup>2</sup>	1,355	90	15.1	82	10
	Derrick Mason, Tennessee <sup>3</sup>	1,303	95	13.7	50	8
	Marvin Harrison, Indianapolis <sup>5</sup>	1,272	94	13.5	79	10
	Laveranues Coles, Washington <sup>2</sup>	1,204	82	14.7	64	6
	Keenan McCardell, Tampa Bay <sup>6</sup>	1,174	84	14.0	76	8
	Hines Ward, Pittsburgh <sup>3</sup>	1,163	95	12.2	50	10
	Darrell Jackson, Seattle <sup>2</sup>	1,137	68	16.7	80	9
	Steve Smith, Carolina	1,110	88	12.6	67	7
	Santana Moss, N.Y. Jets	1,105	74	14.9	65	10
	Terrell Owens, San Francisco <sup>3</sup>	1,102	80	13.8	75	9
	Amani Toomer, N.Y. Giants <sup>5</sup>	1,057	63	16.8	77	5
2002	Marvin Harrison, Indianapolis <sup>4</sup>	1,722	143	12.0	69	11
	Randy Moss, Minnesota <sup>3</sup>	1,347	106	12.7	60	7
	Amani Toomer, N.Y. Giants <sup>4</sup>	1,343	82	16.4	82	8
	Hines Ward, Pittsburgh <sup>2</sup>	1,329	112	11.9	72	12
	Plaxico Burress, Pittsburgh <sup>2</sup>	1,325	78	17.0	62	7
	Joe Horn, New Orleans <sup>3</sup>	1,312	88	14.9	63	7
	Torry Holt, St.L. Rams <sup>2</sup>	1,302	91	14.3	58	4
	Terrell Owens, San Francisco <sup>4</sup>	1,300	100	13.0	76	13
	Eric Moulds, Buffalo <sup>2</sup>	1,292	100	12.9	70	10
	Laveranues Coles, N.Y. Jets	1,264	89	14.2	43	5
	Peerless Price, Buffalo	1,252	94	13.3	73	9
	Koren Robinson, Seattle	1,240	78	15.9	83	5
	Jerry Rice, Oak. Raiders <sup>4</sup>	1,211	92	13.2	75	7
	Marty Booker, Chi. Bears <sup>2</sup>	1,189	97	12.3	54	6
	Chad Johnson, Cincinnati	1,166	69	16.9	72	5
	Keyshawn Johnson, Tampa Bay <sup>4</sup>	1,088	76	14.3	76	5
	Isaac Bruce, St.L. Rams <sup>4</sup>	1,075	79	13.6	34	7
	Donald Driver, Green Bay	1,064	70	15.2	85	9
	Jimmy Smith, Jacksonville <sup>7</sup>	1,027	80	12.8	47	7
	Rod Smith, Denver <sup>6</sup>	1,027	89	11.5	46	5

## OUTSTANDING PERFORMERS

Year	Player, Team	Yards	No.	Avg.	Long	TD	
2001	Derrick Mason, Tennessee <sup>2</sup> .....	1,012	79	12.8	40	5	
	Rod Gardner, Washington.....	1,006	71	14.2	43	8	
	David Boston, Arizona <sup>2</sup> .....	1,598	98	16.3	61	8	
	Marvin Harrison, Indianapolis <sup>3</sup> .....	1,524	109	14.0	68	15	
	Terrell Owens, San Francisco <sup>3</sup> .....	1,412	93	15.2	60	16	
	Jimmy Smith, Jacksonville <sup>6</sup> .....	1,373	112	12.3	35	8	
	Torry Holt, St. L. Rams <sup>2</sup> .....	1,363	81	16.8	51	7	
	Rod Smith, Denver <sup>5</sup> .....	1,343	113	11.9	65	11	
	Keyshawn Johnson, Tampa Bay <sup>3</sup> .....	1,266	106	11.9	47	1	
	Joe Horn, New Orleans <sup>2</sup> .....	1,265	83	15.2	56	9	
	Randy Moss, Minnesota <sup>4</sup> .....	1,233	82	15.0	73	10	
	Troy Brown, New England.....	1,199	101	11.9	60	5	
	Tim Brown, Oak. Raiders <sup>2</sup> .....	1,165	91	12.8	46	9	
	Johnnie Morton, Detroit <sup>1</sup> .....	1,154	77	15.0	76	4	
	Jerry Rice, Oak. Raiders <sup>13</sup> .....	1,139	83	13.7	40	9	
	Derrick Mason, Tennessee.....	1,128	73	15.5	71	9	
	Curtis Conway, S.D. Chargers <sup>3</sup> .....	1,125	71	15.8	72	6	
	Keenan McCardell, Jacksonville <sup>4</sup> .....	1,110	93	11.9	45	6	
	Isaac Bruce, St. L. Rams <sup>5</sup> .....	1,106	64	17.3	51	6	
	Kevin Johnson, Cle. Browns.....	1,097	84	13.1	55	9	
	Darrell Jackson, Seattle.....	1,081	70	15.4	64	8	
	Marty Booker, Chi. Bears.....	1,071	100	10.7	66	8	
	Qadry Ismail, Bal. Ravens <sup>2</sup> .....	1,059	74	14.3	77	7	
	Amani Toomer, N.Y. Giants <sup>1</sup> .....	1,054	72	14.6	60	5	
	Willie Jackson, New Orleans.....	1,046	81	12.9	63	5	
	Plaxico Burress, Pittsburgh.....	1,008	66	15.3	43	6	
	Hines Ward, Pittsburgh.....	1,003	94	10.7	34	4	
2000	Torry Holt, St. L. Rams.....	1,635	82	19.9	85	6	
	Rod Smith, Denver <sup>4</sup> .....	1,602	100	16.0	49	8	
	Isaac Bruce, St. L. Rams <sup>4</sup> .....	1,471	87	16.9	78	9	
	Terrell Owens, San Francisco <sup>2</sup> .....	1,451	97	15.0	69	13	
	Randy Moss, Minnesota <sup>3</sup> .....	1,437	77	18.7	78	15	
	Marvin Harrison, Indianapolis <sup>2</sup> .....	1,413	102	13.9	78	14	
	Derrick Alexander, Kansas City <sup>3</sup> .....	1,391	78	17.8	81	10	
	Joe Horn, New Orleans.....	1,340	94	14.3	52	8	
	Eric Moulds, Buffalo <sup>2</sup> .....	1,326	94	14.1	52	5	
	Ed McCaffrey, Denver <sup>3</sup> .....	1,317	101	13.0	61	9	
	Cris Carter, Minnesota <sup>8</sup> .....	1,274	96	13.3	53	9	
	Jimmy Smith, Jacksonville <sup>5</sup> .....	1,213	91	13.3	65	8	
	Keenan McCardell, Jacksonville <sup>1</sup> .....	1,207	94	12.8	67	5	
	Tony Gonzalez, Kansas City.....	1,203	93	12.9	39	9	
	Muhsin Muhammad, Carolina <sup>2</sup> .....	1,183	102	11.6	36	6	
	David Boston, Arizona.....	1,156	71	16.3	70	7	
	Tim Brown, Oak. Raiders <sup>2</sup> .....	1,128	76	14.8	45	11	
	Amani Toomer, N.Y. Giants <sup>2</sup> .....	1,094	78	14.0	54	7	
	1999	Marvin Harrison, Indianapolis.....	1,663	115	14.5	57	12
		Jimmy Smith, Jacksonville <sup>1</sup> .....	1,636	116	14.1	62	6
		Randy Moss, Minnesota <sup>2</sup> .....	1,413	80	17.7	67	11
		Marcus Robinson, Chi. Bears.....	1,400	84	16.7	80	9
		Tim Brown, Oak. Raiders <sup>1</sup> .....	1,344	90	14.9	47	6
		Germane Crowell, Detroit.....	1,338	81	16.5	77	7
		Muhsin Muhammad, Carolina.....	1,253	96	13.1	60	8
		Cris Carter, Minnesota <sup>7</sup> .....	1,241	90	13.8	68	13
		Michael Westbrook, Washington.....	1,191	65	18.3	65	9
Amani Toomer, N.Y. Giants.....		1,183	79	15.0	80	6	
Keyshawn Johnson, N.Y. Jets <sup>2</sup> .....		1,170	89	13.2	65	8	
Isaac Bruce, St. L. Rams <sup>1</sup> .....		1,165	70	15.1	60	12	
Terry Glenn, New England <sup>2</sup> .....		1,147	69	16.6	67	4	
Albert Connell, Washington.....		1,132	62	18.3	62	7	
Johnnie Morton, Detroit <sup>1</sup> .....		1,129	80	14.1	48	5	
Qadry Ismail, Bal. Ravens.....		1,105	68	16.3	76	6	
Raghib Ismail, Dal. Cowboys <sup>2</sup> .....		1,097	80	13.7	76	6	
Patrick Jeffers, Carolina.....		1,082	63	17.2	88	12	
Antonio Freeman, Green Bay <sup>1</sup> .....		1,074	74	14.5	51	6	
Bill Schroeder, Green Bay.....		1,051	74	14.2	51	5	
Marshall Faulk, St. L. Rams.....		1,048	87	12.1	57	5	
Tony Martin, Miami <sup>1</sup> .....		1,037	67	15.5	69	5	
Darnay Scott, Cincinnati.....		1,022	68	15.0	76	7	
Rod Smith, Denver <sup>3</sup> .....		1,020	79	12.9	71	4	
Ed McCaffrey, Denver <sup>2</sup> .....		1,018	71	14.3	78	7	
Terance Mathis, Atlanta <sup>4</sup> .....		1,016	81	12.5	52	6	

## OUTSTANDING PERFORMERS

Year	Player, Team	Yards	No.	Avg.	Long	TD	
1998	Antonio Freeman, Green Bay <sup>2</sup> .....	1,424	84	17.0	84	14	
	Eric Moulds, Buffalo.....	1,368	67	20.4	84	9	
	*Randy Moss, Minnesota.....	1,313	69	19.0	61	17	
	Rod Smith, Denver <sup>2</sup> .....	1,222	86	14.2	58	6	
	Jimmy Smith, Jacksonville <sup>3</sup> .....	1,182	78	15.2	72	8	
	Tony Martin, Atlanta <sup>3</sup> .....	1,181	66	17.9	62	6	
	Jerry Rice, San Francisco <sup>12</sup> .....	1,157	82	14.1	75	9	
	Frank Sanders, Arizona <sup>2</sup> .....	1,145	89	12.9	42	3	
	Terance Mathis, Atlanta <sup>3</sup> .....	1,136	64	17.8	78	11	
	Keyshawn Johnson, N.Y. Jets.....	1,131	82	13.6	41	10	
	Terrell Owens, San Francisco.....	1,097	67	16.4	79	14	
	Wayne Chrebet, N.Y. Jets.....	1,083	75	14.4	63	8	
	Michael Irvin, Dal. Cowboys <sup>2</sup> .....	1,057	74	14.3	51	1	
	Ed McCaffrey, Denver.....	1,053	64	16.5	48	10	
	O.J. McDuffie, Miami.....	1,050	90	11.7	61	7	
	Joey Galloway, Seattle <sup>3</sup> .....	1,047	65	16.1	81	10	
	Johnnie Morton, Detroit <sup>2</sup> .....	1,028	69	14.9	98	2	
	Raghib Ismail, Carolina.....	1,024	69	14.8	62	8	
	Carl Pickens, Cincinnati <sup>4</sup> .....	1,023	82	12.5	67	5	
	Tim Brown, Oak. Raiders <sup>6</sup> .....	1,012	81	12.5	49	9	
	Cris Carter, Minnesota <sup>3</sup> .....	1,011	78	13.0	54	12	
	1997	Rob Moore, Arizona <sup>3</sup> .....	1,584	97	16.3	47	8
		Tim Brown, Oak. Raiders <sup>3</sup> .....	1,408	104	13.5	59	5
Yancey Thigpen, Pittsburgh <sup>2</sup> .....		1,398	79	17.7	69	7	
Jimmy Smith, Jacksonville <sup>2</sup> .....		1,324	82	16.1	75	4	
Irving Fryar, Philadelphia <sup>3</sup> .....		1,316	86	15.3	72	6	
Herman Moore, Detroit <sup>4</sup> .....		1,293	104	12.4	79	8	
Antonio Freeman, Green Bay.....		1,243	81	15.3	58	12	
Michael Irvin, Dal. Cowboys <sup>2</sup> .....		1,180	75	15.7	55	9	
Rod Smith, Denver.....		1,180	70	16.9	78	12	
Keenan McCardell, Jacksonville <sup>2</sup> .....		1,164	85	13.7	60	5	
Jake Reed, Minnesota <sup>4</sup> .....		1,138	68	16.7	56	6	
Shannon Sharpe, Denver <sup>3</sup> .....		1,107	72	15.4	68	3	
Andre Rison, Kansas City <sup>6</sup> .....		1,092	72	15.2	45	7	
Cris Carter, Minnesota <sup>3</sup> .....		1,069	89	12.0	43	13	
Johnnie Morton, Detroit.....		1,057	80	13.2	73	6	
Joey Galloway, Seattle <sup>2</sup> .....		1,049	72	14.6	53	12	
Frank Sanders, Arizona.....		1,017	75	13.6	70	4	
Robert Brooks, Green Bay <sup>2</sup> .....		1,010	60	16.8	48	7	
Derrick Alexander, Bal. Ravens <sup>2</sup> .....		1,009	65	15.5	92	9	
1996		Isaac Bruce, St.L. Rams <sup>2</sup> .....	1,338	84	15.9	70	7
		Jake Reed, Minnesota <sup>3</sup> .....	1,320	72	18.3	82	7
		Herman Moore, Detroit <sup>3</sup> .....	1,296	106	12.2	50	9
		Jerry Rice, San Francisco <sup>11</sup> .....	1,254	108	11.6	39	8
	Jimmy Smith, Jacksonville.....	1,244	83	15.0	62	7	
	Michael Jackson, Bal. Ravens.....	1,201	76	15.8	86	14	
	Irving Fryar, Philadelphia <sup>3</sup> .....	1,195	88	13.6	42	11	
	Carl Pickens, Cincinnati <sup>3</sup> .....	1,180	100	11.8	61	12	
	Tony Martin, S.D. Chargers <sup>2</sup> .....	1,171	85	13.8	55	14	
	Cris Carter, Minnesota <sup>4</sup> .....	1,163	96	12.1	43	10	
	*Terry Glenn, New England.....	1,132	90	12.6	37	6	
	Keenan McCardell, Jacksonville.....	1,129	85	13.3	52	3	
	Tim Brown, Oak. Raiders <sup>4</sup> .....	1,104	90	12.3	42	9	
	Derrick Alexander, Bal. Ravens.....	1,099	62	17.7	64	9	
	Shannon Sharpe, Denver <sup>2</sup> .....	1,062	80	13.3	51	10	
	Curtis Conway, Chi. Bears <sup>2</sup> .....	1,049	81	13.0	58	7	
	Andre Reed, Buffalo <sup>4</sup> .....	1,036	66	15.7	67	6	
	Brett Perriman, Detroit <sup>2</sup> .....	1,021	94	10.9	44	5	
	Rob Moore, Arizona <sup>2</sup> .....	1,016	58	17.5	69	4	
	Henry Ellard, Washington <sup>1</sup> .....	1,014	52	19.5	51	2	
	Charles Johnson, Pittsburgh.....	1,008	60	16.8	70	3	
	1995	Jerry Rice, San Francisco <sup>10</sup> .....	1,848	122	15.1	81	15
		Isaac Bruce, St.L. Rams.....	1,781	119	15.0	72	13
Herman Moore, Detroit <sup>2</sup> .....		1,686	123	13.7	69	14	
Michael Irvin, Dal. Cowboys <sup>5</sup> .....		1,603	111	14.4	50	10	
Robert Brooks, Green Bay.....		1,497	102	14.7	99	13	
Brett Perriman, Detroit.....		1,488	108	13.8	91	9	
Cris Carter, Minnesota <sup>3</sup> .....		1,371	122	11.2	60	17	
Tim Brown, Oak. Raiders <sup>3</sup> .....		1,342	89	15.1	80	10	
Yancey Thigpen, Pittsburgh.....		1,307	85	15.4	43	5	
Jeff Graham, Chi. Bears.....		1,301	82	15.9	51	4	

## OUTSTANDING PERFORMERS

Year	Player, Team	Yards	No.	Avg.	Long	TD
	Carl Pickens, Cincinnati <sup>1</sup>	1,234	99	12.5	68	17
	Tony Martin, S.D. Chargers	1,224	90	13.6	51	6
	Eric Metcalf, Atlanta	1,189	104	11.4	62	8
	Jake Reed, Minnesota <sup>2</sup>	1,167	72	16.2	55	9
	Quinn Early, New Orleans	1,087	81	13.4	70	8
	Anthony Miller, Denver <sup>2</sup>	1,079	59	18.3	62	14
	*Joey Galloway, Seattle	1,039	67	15.5	59	7
	Bert Emanuel, Atlanta	1,039	74	14.0	52	5
	Terance Mathis, Atlanta <sup>2</sup>	1,039	78	13.3	54	9
	Curtis Conway, Chi. Bears	1,037	62	16.7	76	12
	Henry Ellard, Washington <sup>5</sup>	1,005	56	17.9	59	5
	Mark Carrier, Carolina <sup>2</sup>	1,002	66	15.2	66	3
	Brian Blades, Seattle <sup>4</sup>	1,001	77	13.0	49	4
1994	Jerry Rice, San Francisco <sup>9</sup>	1,499	112	13.4	69	13
	Henry Ellard, Washington <sup>5</sup>	1,397	74	18.9	73	6
	Terance Mathis, Atlanta	1,342	111	12.1	81	11
	Tim Brown, L.A. Raiders <sup>2</sup>	1,309	89	14.7	77	9
	Andre Reed, Buffalo <sup>2</sup>	1,303	90	14.5	83	8
	Irving Fryar, Miami <sup>3</sup>	1,270	73	17.4	54	7
	Cris Carter, Minnesota <sup>2</sup>	1,256	122	10.3	65	7
	Michael Irvin, Dal. Cowboys <sup>4</sup>	1,241	79	15.7	65	6
	Jake Reed, Minnesota	1,175	85	13.8	59	4
	Ben Coates, New England	1,174	96	12.2	62	7
	Herman Moore, Detroit	1,173	72	16.3	51	11
	Fred Barnett, Philadelphia <sup>2</sup>	1,127	78	14.4	54	5
	Carl Pickens, Cincinnati	1,127	71	15.9	70	11
	Sterling Sharpe, Green Bay <sup>4</sup>	1,119	94	11.9	49	18
	Anthony Miller, Denver <sup>4</sup>	1,107	60	18.5	76	5
	Andre Rison, Atlanta <sup>2</sup>	1,088	81	13.4	69	8
	Brian Blades, Seattle <sup>3</sup>	1,088	81	13.4	45	4
	Rob Moore, N.Y. Jets	1,010	78	12.9	41	6
	Shannon Sharpe, Denver	1,010	87	11.6	44	4
1993	Jerry Rice, San Francisco <sup>8</sup>	1,503	98	15.3	80	15
	Michael Irvin, Dal. Cowboys <sup>2</sup>	1,330	88	15.1	61	7
	Sterling Sharpe, Green Bay <sup>4</sup>	1,274	112	11.4	54	11
	Andre Rison, Atlanta <sup>2</sup>	1,242	86	14.4	53	15
	Tim Brown, L.A. Raiders	1,180	80	14.8	71	7
	Anthony Miller, S.D. Chargers <sup>3</sup>	1,162	84	13.8	66	7
	Cris Carter, Minnesota	1,071	86	12.5	58	9
	Reggie Langhorne, Indianapolis	1,038	85	12.2	72	3
	Irving Fryar, Miami <sup>2</sup>	1,010	64	15.8	65	5
1992	Sterling Sharpe, Green Bay <sup>2</sup>	1,461	108	13.5	76	13
	Michael Irvin, Dal. Cowboys <sup>2</sup>	1,396	78	17.9	87	7
	Jerry Rice, San Francisco <sup>7</sup>	1,201	84	14.3	80	10
	Andre Rison, Atlanta <sup>2</sup>	1,119	93	12.0	71	11
	Fred Barnett, Philadelphia	1,083	67	16.2	71	6
	Anthony Miller, S.D. Chargers <sup>2</sup>	1,060	72	14.7	67	7
	Eric Martin, New Orleans <sup>3</sup>	1,041	68	15.3	52	5
1991	Michael Irvin, Dal. Cowboys	1,523	93	16.4	66	8
	Gary Clark, Washington <sup>5</sup>	1,340	70	19.1	82	10
	Jerry Rice, San Francisco <sup>6</sup>	1,206	80	15.1	73	14
	Haywood Jeffires, Hou. Oilers <sup>2</sup>	1,181	100	11.8	44	7
	Michael Haynes, Atlanta	1,122	50	22.4	80	11
	Andre Reed, Buffalo <sup>2</sup>	1,113	81	13.7	55	10
	Drew Hill, Hou. Oilers <sup>5</sup>	1,109	90	12.3	61	4
	Mark Duper, Miami <sup>1</sup>	1,085	70	15.5	43	5
	James Lofton, Buffalo <sup>5</sup>	1,072	57	18.8	77	8
	Mark Clayton, Miami <sup>6</sup>	1,053	70	15.0	43	12
	Henry Ellard, L.A. Rams <sup>4</sup>	1,052	64	16.4	38	3
	Art Monk, Washington <sup>5</sup>	1,049	71	14.8	64	8
	Irving Fryar, New England	1,014	68	14.9	56	3
	John Taylor, San Francisco <sup>2</sup>	1,011	64	15.8	97	9
	Brian Blades, Seattle <sup>2</sup>	1,003	70	14.3	52	2
1990	Jerry Rice, San Francisco <sup>5</sup>	1,502	100	15.0	64	13
	Henry Ellard, L.A. Rams <sup>3</sup>	1,294	76	17.0	50	4
	Andre Rison, Atlanta	1,208	82	14.7	75	10
	Gary Clark, Washington <sup>4</sup>	1,112	75	14.8	53	8
	Sterling Sharpe, Green Bay <sup>2</sup>	1,105	67	16.5	76	6
	Flipper Anderson, L.A. Rams <sup>2</sup>	1,097	51	21.5	55	4
	Haywood Jeffires, Hou. Oilers	1,048	74	14.2	87	8
	Stephone Paige, Kansas City	1,021	65	15.7	86	5

## OUTSTANDING PERFORMERS

Year	Player, Team	Yards	No.	Avg.	Long	TD
	Drew Hill, Hou. Oilers <sup>1</sup>	1,019	74	13.8	57	5
	Anthony Carter, Minnesota <sup>2</sup>	1,008	70	14.4	56	8
1989	Jerry Rice, San Francisco <sup>4</sup>	1,483	82	18.1	68	17
	Sterling Sharpe, Green Bay	1,423	90	15.8	79	12
	Mark Carrier, Tampa Bay	1,422	86	16.5	78	9
	Henry Ellard, L.A. Rams <sup>5</sup>	1,382	70	19.7	53	8
	Andre Reed, Buffalo	1,312	88	14.9	78	9
	Anthony Miller, S.D. Chargers	1,252	75	16.7	69	10
	Webster Slaughter, Cle. Browns	1,236	65	19.0	97	6
	Gary Clark, Washington <sup>3</sup>	1,229	79	15.6	80	9
	Tim McGee, Cincinnati	1,211	65	18.6	74	8
	Art Monk, Washington <sup>4</sup>	1,186	86	13.8	60	8
	Flipper Anderson, L.A. Rams	1,146	44	26.0	78	5
	Ricky Sanders, Washington <sup>2</sup>	1,138	80	14.2	68	4
	Vance Johnson, Denver	1,095	76	14.4	69	7
	Richard Johnson, Detroit	1,091	70	15.6	75	8
	Eric Martin, New Orleans <sup>2</sup>	1,090	68	16.0	53	8
	John Taylor, San Francisco	1,077	60	18.0	95	10
	Mervyn Fernandez, L.A. Raiders	1,069	57	18.8	75	9
	Anthony Carter, Minnesota <sup>2</sup>	1,066	65	16.4	50	4
	Brian Blades, Seattle	1,063	77	13.8	60	5
	Mark Clayton, Miami <sup>4</sup>	1,011	64	15.8	78	9
1988	Henry Ellard, L.A. Rams	1,414	86	16.4	68	10
	Jerry Rice, San Francisco <sup>3</sup>	1,306	64	20.4	96	9
	Eddie Brown, Cincinnati	1,273	53	24.0	86	9
	Anthony Carter, Minnesota	1,225	72	17.0	67	6
	Ricky Sanders, Washington	1,148	73	15.7	55	12
	Drew Hill, Hou. Oilers <sup>3</sup>	1,141	72	15.8	57	10
	Mark Clayton, Miami <sup>3</sup>	1,129	86	13.1	45	14
	Roy Green, Phoenix <sup>3</sup>	1,097	68	16.1	52	7
	Eric Martin, New Orleans	1,083	85	12.7	40	7
	Al Toon, N.Y. Jets <sup>2</sup>	1,067	93	11.5	42	5
	Bruce Hill, Tampa Bay	1,040	58	17.9	42	9
	Lionel Manuel, N.Y. Giants	1,029	65	15.8	46	4
1987	J.T. Smith, St.L. Cardinals <sup>2</sup>	1,117	91	12.3	38	8
	Jerry Rice, San Francisco <sup>2</sup>	1,078	65	16.6	57	22
	Gary Clark, Washington <sup>2</sup>	1,066	56	19.0	84	7
	Carlos Carson, Kansas City <sup>3</sup>	1,044	55	19.0	81	7
1986	Jerry Rice, San Francisco	1,570	86	18.3	66	15
	Stanley Morgan, New England <sup>3</sup>	1,491	84	17.8	44	10
	Mark Duper, Miami <sup>2</sup>	1,313	67	19.6	85	11
	Gary Clark, Washington	1,265	74	17.1	55	7
	Al Toon, N.Y. Jets	1,176	85	13.8	62	8
	Todd Christensen, L.A. Raiders <sup>3</sup>	1,153	95	12.1	35	8
	Mark Clayton, Miami <sup>2</sup>	1,150	60	19.2	68	10
	*Bill Brooks, Indianapolis	1,131	65	17.4	84	8
	Drew Hill, Hou. Oilers <sup>2</sup>	1,112	65	17.1	81	5
	Steve Largent, Seattle <sup>4</sup>	1,070	70	15.3	38	9
	Art Monk, Washington <sup>4</sup>	1,068	73	14.6	69	4
	*Ernest Givins, Hou. Oilers	1,062	61	17.4	60	3
	Cris Collinsworth, Cincinnati <sup>4</sup>	1,024	62	16.5	46	10
	Wesley Walker, N.Y. Jets <sup>2</sup>	1,016	49	20.7	83	12
	J.T. Smith, St.L. Cardinals	1,014	80	12.7	45	6
	Mark Bavaro, N.Y. Giants	1,001	66	15.2	41	4
1985	Steve Largent, Seattle <sup>7</sup>	1,287	79	16.3	43	6
	Mike Quick, Philadelphia <sup>2</sup>	1,247	73	17.1	99	11
	Art Monk, Washington <sup>2</sup>	1,226	91	13.5	53	2
	Wes Chandler, S.D. Chargers <sup>4</sup>	1,199	67	17.9	75	10
	Drew Hill, Hou. Oilers	1,169	64	18.3	57	9
	James Lofton, Green Bay <sup>2</sup>	1,153	69	16.7	56	4
	Louis Lipps, Pittsburgh	1,134	59	19.2	51	12
	Cris Collinsworth, Cincinnati <sup>3</sup>	1,125	65	17.3	71	5
	Tony Hill, Dal. Cowboys <sup>3</sup>	1,113	74	15.0	53	7
	Lionel James, S.D. Chargers	1,027	86	11.9	67	6
	Roger Craig, San Francisco	1,016	92	11.0	73	6
1984	Roy Green, St.L. Cardinals <sup>1</sup>	1,555	78	19.9	83	12
	John Stallworth, Pittsburgh <sup>1</sup>	1,395	80	17.4	51	11
	Mark Clayton, Miami	1,389	73	19.0	65	18
	Art Monk, Washington	1,372	106	12.9	72	7
	James Lofton, Green Bay <sup>4</sup>	1,361	62	22.0	79	7
	Mark Duper, Miami <sup>2</sup>	1,306	71	18.4	80	8



## OUTSTANDING PERFORMERS

Year	Player, Team	Yards	No.	Avg.	Long	TD
	Steve Watson, Denver <sup>1</sup> .....	1,170	69	17.0	73	7
	Steve Largent, Seattle <sup>4</sup> .....	1,164	74	15.7	65	12
	Tim Smith, Hou. Oilers <sup>2</sup> .....	1,141	69	16.5	75	4
	Stacey Bailey, Atlanta.....	1,138	67	17.0	61	6
	Carlos Carson, Kansas City <sup>2</sup> .....	1,078	57	18.9	57	4
	Mike Quick, Philadelphia <sup>2</sup> .....	1,052	61	17.2	90	9
	Todd Christensen, L.A. Raiders <sup>2</sup> .....	1,007	80	12.6	38	7
	Kevin House, Tampa Bay <sup>2</sup> .....	1,005	76	13.2	55	5
	Ozzie Newsome, Cle. Browns <sup>2</sup> .....	1,001	89	11.2	52	5
1983	Mike Quick, Philadelphia.....	1,409	69	20.4	83	13
	Carlos Carson, Kansas City.....	1,351	80	16.9	50	7
	James Lofton, Green Bay <sup>3</sup> .....	1,300	58	22.4	74	8
	Todd Christensen, L.A. Raiders.....	1,247	92	13.6	45	12
	Roy Green, St.L. Cardinals.....	1,227	78	15.7	71	14
	Charlie Brown, Washington.....	1,225	78	15.7	75	8
	Tim Smith, Hou. Oilers.....	1,176	83	14.2	47	6
	Kellen Winslow, S.D. Chargers <sup>3</sup> .....	1,172	88	13.3	46	8
	Earnest Gray, N.Y. Giants.....	1,139	78	14.6	62	5
	Steve Watson, Denver <sup>2</sup> .....	1,133	59	19.2	78	5
	Cris Collinsworth, Cincinnati <sup>2</sup> .....	1,130	66	17.1	63	5
	Steve Largent, Seattle <sup>5</sup> .....	1,074	72	14.9	46	11
	Mark Duper, Miami.....	1,003	51	19.7	85	10
1982	Wes Chandler, S.D. Chargers <sup>3</sup> .....	1,032	49	21.1	66	9
1981	Alfred Jenkins, Atlanta <sup>2</sup> .....	1,358	70	19.4	67	13
	James Lofton, Green Bay <sup>2</sup> .....	1,294	71	18.2	75	8
	Steve Watson, Denver.....	1,244	60	20.7	95	13
	Frank Lewis, Buffalo <sup>2</sup> .....	1,244	70	17.8	33	4
	Steve Largent, Seattle <sup>4</sup> .....	1,224	75	16.3	57	9
	Charlie Joiner, S.D. Chargers <sup>4</sup> .....	1,188	70	17.0	57	7
	Kevin House, Tampa Bay.....	1,176	56	21.0	84	9
	Wes Chandler, New Orleans/S.D. Chargers <sup>2</sup> .....	1,142	69	16.6	51	6
	Dwight Clark, San Francisco.....	1,105	85	13.0	78	4
	John Stallworth, Pittsburgh <sup>2</sup> .....	1,098	63	17.4	55	5
	Kellen Winslow, S.D. Chargers <sup>2</sup> .....	1,075	88	12.2	67	10
	Pat Tilley, St.L. Cardinals.....	1,040	66	15.8	75	3
	Stanley Morgan, New England <sup>2</sup> .....	1,029	44	23.4	76	6
	Harold Carmichael, Philadelphia <sup>3</sup> .....	1,028	61	16.9	85	6
	Freddie Scott, Detroit.....	1,022	53	19.3	48	5
	*Cris Collinsworth, Cincinnati.....	1,009	67	15.1	74	8
	Joe Senser, Minnesota.....	1,004	79	12.7	53	8
	Ozzie Newsome, Cle. Browns.....	1,002	69	14.5	62	6
	Sammy White, Minnesota.....	1,001	66	15.2	53	3
1980	John Jefferson, S.D. Chargers <sup>3</sup> .....	1,340	82	16.3	58	13
	Kellen Winslow, S.D. Chargers.....	1,290	89	14.5	65	9
	James Lofton, Green Bay.....	1,226	71	17.3	47	4
	Charlie Joiner, S.D. Chargers <sup>3</sup> .....	1,132	71	15.9	51	4
	Ahmad Rashad, Minnesota <sup>2</sup> .....	1,095	69	15.9	76	5
	Steve Largent, Seattle <sup>3</sup> .....	1,064	66	16.1	67	6
	Tony Hill, Dal. Cowboys <sup>2</sup> .....	1,055	60	17.6	58	8
	Alfred Jenkins, Atlanta.....	1,026	57	18.0	57	6
1979	Steve Largent, Seattle <sup>2</sup> .....	1,237	66	18.7	55	9
	John Stallworth, Pittsburgh.....	1,183	70	16.9	65	8
	Ahmad Rashad, Minnesota.....	1,156	80	14.5	52	9
	John Jefferson, S.D. Chargers <sup>2</sup> .....	1,090	61	17.9	65	10
	Frank Lewis, Buffalo.....	1,082	54	20.0	55	2
	Wes Chandler, New Orleans.....	1,069	65	16.4	85	6
	Tony Hill, Dal. Cowboys.....	1,062	60	17.7	75	10
	Drew Pearson, Dal. Cowboys <sup>2</sup> .....	1,026	55	18.7	56	8
	Wallace Francis, Atlanta.....	1,013	74	13.7	42	8
	Harold Jackson, New England <sup>2</sup> .....	1,013	45	22.5	59	7
	Charlie Joiner, S.D. Chargers <sup>2</sup> .....	1,008	72	14.0	39	4
	Stanley Morgan, New England.....	1,002	44	22.8	63	12
1978	Wesley Walker, N.Y. Jets.....	1,169	48	24.4	77	8
	Steve Largent, Seattle.....	1,168	71	16.5	57	8
	Harold Carmichael, Philadelphia <sup>2</sup> .....	1,072	55	19.5	56	8
	*John Jefferson, S.D. Chargers.....	1,001	56	17.9	46	13
1976	Roger Carr, Bal. Colts.....	1,112	43	25.9	79	11
	Cliff Branch, Oak. Raiders <sup>2</sup> .....	1,111	46	24.2	88	12
	Charlie Joiner, S.D. Chargers.....	1,056	50	21.1	81	7
1975	Ken Burrough, Hou. Oilers.....	1,063	53	20.1	77	8

## OUTSTANDING PERFORMERS

Year	Player, Team	Yards	No.	Avg.	Long	TD
1974	Cliff Branch, Oak. Raiders.....	1,092	60	18.2	67	13
	Drew Pearson, Dal. Cowboys.....	1,087	62	17.5	50	2
1973	Harold Carmichael, Philadelphia.....	1,116	67	16.7	73	9
1972	Harold Jackson, Philadelphia <sup>2</sup> .....	1,048	62	16.9	77	4
	John Gilliam, Minnesota.....	1,035	47	22.0	66	7
1971	Otis Taylor, Kansas City <sup>2</sup> .....	1,110	57	19.5	82	7
1970	Gene Washington, San Francisco.....	1,100	53	20.8	79	12
	Marlin Briscoe, Buffalo.....	1,036	57	18.2	48	8
	Dick Gordon, Chi. Bears.....	1,026	71	14.5	69	13
	Gary Garrison, S.D. Chargers <sup>2</sup> .....	1,006	44	22.9	67	12
1969	Warren Wells, Oak. Raiders <sup>2</sup> .....	1,260	47	26.8	80	14
	Harold Jackson, Philadelphia.....	1,116	65	17.2	65	9
	Roy Jefferson, Pittsburgh <sup>2</sup> .....	1,079	67	16.1	63	9
	Dan Abramowicz, New Orleans.....	1,015	73	13.9	49	7
	Lance Alworth, S.D. Chargers <sup>7</sup> .....	1,003	64	15.7	76	4
	Lance Alworth, S.D. Chargers <sup>5</sup> .....	1,312	68	19.3	80	10
1968	Don Maynard, N.Y. Jets <sup>5</sup> .....	1,297	57	22.8	87	10
	George Sauer, N.Y. Jets <sup>5</sup> .....	1,141	66	17.3	43	3
	Warren Wells, Oak. Raiders.....	1,137	53	21.5	94	11
	Gary Garrison, S.D. Chargers.....	1,103	52	21.2	84	10
	Roy Jefferson, Pittsburgh.....	1,074	58	18.5	62	11
	Paul Warfield, Cle. Browns.....	1,067	50	21.3	65	12
	Homer Jones, N.Y. Giants <sup>5</sup> .....	1,057	45	23.5	84	7
	Fred Biletnikoff, Oak. Raiders.....	1,037	61	17.0	82	6
	Lance Rentzel, Dal. Cowboys.....	1,009	54	18.7	65	6
	Don Maynard, N.Y. Jets <sup>4</sup> .....	1,434	71	20.2	75	10
	Ben Hawkins, Philadelphia.....	1,265	59	21.4	87	10
	Homer Jones, N.Y. Giants <sup>2</sup> .....	1,209	49	24.7	70	13
	Jackie Smith, St.L. Cardinals.....	1,205	56	21.5	76	9
	George Sauer, N.Y. Jets <sup>2</sup> .....	1,189	75	15.9	61	6
	Lance Alworth, S.D. Chargers <sup>5</sup> .....	1,010	52	19.4	71	9
	Lance Alworth, S.D. Chargers <sup>4</sup> .....	1,383	73	18.9	78	13
1966	Otis Taylor, Kansas City.....	1,297	58	22.4	89	8
	Pat Studstill, Detroit.....	1,266	67	18.9	99	5
	Bob Hayes, Dal. Cowboys <sup>2</sup> .....	1,232	64	19.3	95	13
	Charlie Frazier, Hou. Oilers.....	1,129	57	19.8	79	12
	Charley Taylor, Washington.....	1,119	72	15.5	86	12
	George Sauer, N.Y. Jets.....	1,081	63	17.2	77	5
	Homer Jones, N.Y. Giants.....	1,044	48	21.8	98	8
	Art Powell, Oak. Raiders <sup>2</sup> .....	1,026	53	19.4	46	11
1965	Lance Alworth, S.D. Chargers <sup>3</sup> .....	1,602	69	23.2	85	14
	Dave Parks, San Francisco.....	1,344	80	16.8	53	12
	Don Maynard, N.Y. Jets <sup>5</sup> .....	1,218	68	17.9	56	14
	Pete Retzlaff, Philadelphia.....	1,190	66	18.0	78	10
	Lionel Taylor, Denver <sup>4</sup> .....	1,131	85	13.3	63	6
	Tommy McDonald, L.A. Rams <sup>3</sup> .....	1,036	67	15.5	51	9
	*Bob Hayes, Dal. Cowboys.....	1,003	46	21.8	82	12
	Charlie Hennigan, Hou. Oilers <sup>3</sup> .....	1,546	101	15.3	53	8
1964	Art Powell, Oak. Raiders <sup>4</sup> .....	1,361	76	17.9	77	11
	Lance Alworth, S.D. Chargers <sup>2</sup> .....	1,235	61	20.2	82	13
	Johnny Morris, Chi. Bears.....	1,200	93	12.9	63	10
	Elbert Dubenion, Buffalo.....	1,139	42	27.1	72	10
	Terry Barr, Detroit <sup>2</sup> .....	1,030	57	18.1	58	9
	Bobby Mitchell, Washington <sup>2</sup> .....	1,436	69	20.8	99	7
	Art Powell, Oak. Raiders <sup>3</sup> .....	1,304	73	17.9	85	16
	Buddy Dial, Pittsburgh <sup>2</sup> .....	1,295	60	21.6	83	9
	Lance Alworth, S.D. Chargers.....	1,205	61	19.8	85	11
	Del Shofner, N.Y. Giants <sup>4</sup> .....	1,181	64	18.5	70	9
	Lionel Taylor, Denver <sup>3</sup> .....	1,101	78	14.1	72	10
	Terry Barr, Detroit.....	1,086	66	16.5	75	13
	Charlie Hennigan, Hou. Oilers <sup>2</sup> .....	1,051	61	17.2	83	10
	Sonny Randle, St.L. Cardinals <sup>2</sup> .....	1,014	51	19.9	68	12
	Bake Turner, N.Y. Jets.....	1,009	71	14.2	53	6
	Bobby Mitchell, Washington.....	1,384	72	19.2	81	11
1962	Sonny Randle, St.L. Cardinals.....	1,158	63	18.4	86	7
	Tommy McDonald, Philadelphia <sup>2</sup> .....	1,146	58	19.8	60	10
	Del Shofner, N.Y. Giants <sup>3</sup> .....	1,133	53	21.4	69	12
	Art Powell, N.Y. Titans <sup>2</sup> .....	1,130	64	17.7	80	8
	Frank Clarke, Dal. Cowboys.....	1,043	47	22.2	66	14
	Don Maynard, N.Y. Titans <sup>2</sup> .....	1,041	56	18.6	86	8

## OUTSTANDING PERFORMERS

Year	Player, Team	Yards	No.	Avg.	Long	TD
1961	Charlie Hennigan, Hou. Oilers.....	1,746	82	21.3	80	12
	Lionel Taylor, Denver <sup>2</sup> .....	1,176	100	11.8	52	4
	Bill Groman, Hou. Oilers <sup>2</sup> .....	1,175	50	23.5	80	17
	Tommy McDonald, Philadelphia.....	1,144	64	17.9	66	13
	Del Shofner, N.Y. Giants <sup>2</sup> .....	1,125	68	16.5	46	11
	Jim Phillips, L.A. Rams.....	1,092	78	14.0	69	5
	*Mike Ditka, Chi. Bears.....	1,076	56	19.2	76	12
	Dave Kocourek, S.D. Chargers.....	1,055	55	19.2	76	4
	Buddy Dial, Pittsburgh.....	1,047	53	19.8	88	12
	R.C. Owens, San Francisco.....	1,032	55	18.8	54	5
1960	*Bill Groman, Hou. Oilers.....	1,473	72	20.5	92	12
	Raymond Berry, Bal. Colts.....	1,298	74	17.5	70	10
	Don Maynard, N.Y. Titans.....	1,265	72	17.6	65	6
	Lionel Taylor, Denver.....	1,235	92	13.4	80	12
	Art Powell, N.Y. Titans.....	1,167	69	16.9	76	14
1958	Del Shofner, L.A. Rams.....	1,097	51	21.5	92	8
1956	Bill Howton, Green Bay <sup>2</sup> .....	1,188	55	21.6	66	12
	Harlon Hill, Chi. Bears <sup>2</sup> .....	1,128	47	24.0	79	11
1954	Bob Boyd, L.A. Rams.....	1,212	53	22.9	80	6
	*Harlon Hill, Chi. Bears.....	1,124	45	25.0	76	12
1953	Pete Pihos, Philadelphia.....	1,049	63	16.7	59	10
1952	*Bill Howton, Green Bay.....	1,231	53	23.2	90	13
1951	Elroy (Crazylegs) Hirsch, L.A. Rams.....	1,495	66	22.7	91	17
1950	Tom Fears, L.A. Rams <sup>2</sup> .....	1,116	84	13.3	53	7
	Cloyce Box, Detroit.....	1,009	50	20.2	82	11
1949	Bob Mann, Detroit.....	1,014	66	15.4	64	4
	Tom Fears, L.A. Rams.....	1,013	77	13.2	51	9
1945	Jim Benton, Cle. Rams.....	1,067	45	23.7	84	8
1942	Don Hutson, Green Bay.....	1,211	74	16.4	73	17

\*First season of professional football. NOTE: Numeral in superscript indicates season number player accomplished feat.

## 250 YARDS PASS RECEIVING IN A GAME

Date	Player, Team, Opponent	No.	Yards	TD
Jan. 29, 2022	*Ja'Marr Chase, Cincinnati vs. Kansas City.....	11	266	3
Nov. 29, 2020	Tyreek Hill, Kansas City vs. Tampa Bay.....	13	269	3
Nov. 26, 2017	Julio Jones, Atlanta vs. Tampa Bay.....	12	253	2
Oct. 2, 2016	Julio Jones, Atlanta vs. Carolina.....	12	300	1
Nov. 8, 2015	Antonio Brown, Pittsburgh vs. Oak. Raiders.....	17	284	0
Dec. 8, 2014	Julio Jones, Atlanta vs. Green Bay.....	11	259	1
Dec. 1, 2013	Josh Gordon, Cle. Browns vs. Jacksonville.....	10	261	2
Oct. 27, 2013	Calvin Johnson, Detroit vs. Dal. Cowboys.....	14	329	1
Nov. 18, 2012	Andre Johnson, Hou. Texans vs. Jacksonville (OT).....	14	273	1
Sept. 30, 2012	Brian Hartline, Miami vs. Arizona (OT).....	12	253	1
Oct. 11, 2009	Miles Austin, Dal. Cowboys vs. Kansas City (OT).....	10	250	2
Nov. 19, 2006	Lee Evans, Buffalo vs. Hou. Texans.....	11	265	2
Nov. 12, 2006	Chad Johnson, Cincinnati vs. S.D. Chargers.....	11	260	2
Nov. 10, 2002	Plaxico Burress, Pittsburgh vs. Atlanta (OT).....	9	253	2
Dec. 17, 2000	Terrell Owens, San Francisco vs. Chi. Bears.....	20	283	1
Sept. 10, 2000	Jimmy Smith, Jacksonville vs. Bal. Ravens.....	15	291	3
Dec. 12, 1999	Qadry Ismail, Bal. Ravens vs. Pittsburgh.....	6	258	3
Dec. 18, 1995	Jerry Rice, San Francisco vs. Minnesota.....	14	289	3
Dec. 11, 1989	John Taylor, San Francisco vs. L.A. Rams.....	11	286	2
Nov. 26, 1989	Flipper Anderson, L.A. Rams vs. New Orleans (OT).....	15	336	1
Oct. 18, 1987	Steve Largent, Seattle vs. Detroit.....	15	261	3
Oct. 4, 1987	Anthony Allen, Washington vs. St.L. Cardinals.....	7	255	3
Dec. 22, 1985	Stephone Paige, Kansas City vs. S.D. Chargers.....	8	309	2
Dec. 20, 1982	Wes Chandler, S.D. Chargers vs. Cincinnati.....	10	260	2
Sept. 23, 1979	*Jerry Butler, Buffalo vs. N.Y. Jets.....	10	255	4
Nov. 4, 1962	Sonny Randle, St.L. Cardinals vs. N.Y. Giants.....	16	256	1
Oct. 28, 1962	Del Shofner, N.Y. Giants vs. Washington.....	11	269	1
Oct. 13, 1961	Charlie Hennigan, Hou. Oilers vs. Bos. Patriots.....	13	272	1
Oct. 21, 1956	Billy Howton, Green Bay vs. L.A. Rams.....	7	257	2
Dec. 3, 1950	Cloyce Box, Detroit vs. Bal. Colts.....	12	302	4
Nov. 22, 1945	Jim Benton, Cle. Rams vs. Detroit.....	10	303	1

\*First season of professional football.

## OUTSTANDING PERFORMERS

### 2,000 COMBINED NET YARDS GAINED IN A SEASON

Year	Player, Team	Rushing	Pass	Punt	Kickoff	Fum.	Total
		Att.-Yds.	Rec.	Ret.	Ret.	Ret.	Yds.
2021	Jonathan Taylor, Indianapolis.....	332-1,811	40-360	0-0	0-0	3-0	375-2,171
2020	Derrick Henry, Tennessee.....	378-2,027	19-114	0-0	0-0	1-0	398-2,141
2019	Christian McCaffrey, Carolina.....	287-1,387	116-1,005	0-0	0-0	0-0	403-2,392
2018	*Saquon Barkley, N.Y. Giants.....	261-1,307	91-721	0-0	0-0	0-0	352-2,028
	Ezekiel Elliott, Dal. Cowboys.....	304-1,434	77-567	0-0	0-0	1-0	382-2,001
2017	Todd Gurley, L.A. Rams.....	279-1,305	64-788	0-0	0-0	1-0	344-2,093
2016	David Johnson, Arizona.....	293-1,239	80-879	0-0	0-0	1-0	374-2,118
2015	Antonio Brown, Pittsburgh <sup>1</sup> .....	3-28	136-1,834	22-212	0-0	1-0	162-2,074
2014	DeMarco Murray, Dal. Cowboys.....	392-1,845	57-416	0-0	0-0	2-0	451-2,261
	Le'Veon Bell, Pittsburgh.....	290-1,361	83-854	0-0	0-0	0-0	373-2,215
	Antonio Brown, Pittsburgh <sup>2</sup> .....	4-13	129-1,698	30-319	1-0	0-0	164-2,030
2013	LeSean McCoy, Philadelphia.....	314-1,607	52-539	0-0	0-0	0-0	366-2,146
	*Cordarrelle Patterson, Minnesota.....	12-158	45-469	0-0	43-1,393	0-0	100-2,020
2012	Randall Cobb, Green Bay.....	10-132	80-954	31-292	38-964	3-0	162-2,342
	Adrian Peterson, Minnesota <sup>2</sup> .....	348-2,097	40-217	0-0	0-0	0-0	388-2,314
2011	Darren Sproles, New Orleans <sup>1</sup> .....	87-603	86-710	29-294	40-1,089	0-0	242-2,696
	Antonio Brown, Pittsburgh.....	7-41	69-1,108	30-325	27-737	0-0	133-2,211
	Ray Rice, Bal. Ravens <sup>2</sup> .....	291-1,364	76-704	0-0	0-0	0-0	367-2,068
2010	Danny Amendola, St.L. Rams <sup>2</sup> .....	7-81	85-689	40-452	50-1,142	0-0	182-2,364
	Arian Foster, Hou. Texans.....	327-1,616	66-604	0-0	0-0	1-0	394-2,221
	Darren Sproles, S.D. Chargers <sup>3</sup> .....	50-267	59-520	24-166	51-1,257	0-0	184-2,210
2009	Fred Jackson, Buffalo.....	237-1,062	46-371	6-69	41-1,014	0-0	330-2,516
	Josh Cribbs, Cle. Browns <sup>2</sup> .....	55-381	20-135	38-452	56-1,542	2-0	171-2,510
	Chris Johnson, Tennessee.....	358-2,006	50-503	0-0	0-0	1-0	409-2,509
	Jamaal Charles, Kansas City.....	190-1,120	40-297	0-0	36-925	3-0	269-2,342
	Darren Sproles, S.D. Chargers <sup>2</sup> .....	93-343	45-497	26-183	54-1,300	1-0	219-2,323
	Danny Amendola, St.L. Rams.....	3-2	43-326	31-360	66-1,618	1-0	144-2,302
	*Percy Harvin, Minnesota.....	15-135	60-790	0-0	42-1,156	0-0	117-2,081
	Ray Rice, Bal. Ravens.....	254-1,339	78-702	0-0	0-0	1-2	333-2,043
2008	Leon Washington, N.Y. Jets <sup>2</sup> .....	76-448	47-355	29-303	48-1,231	4-(-5)	204-2,332
	Darren Sproles, S.D. Chargers.....	61-330	29-342	22-249	53-1,376	1-(-2)	166-2,295
	Jerious Norwood, Atlanta <sup>2</sup> .....	95-489	36-338	0-0	51-1,311	0-0	182-2,138
2007	Josh Cribbs, Cle. Browns.....	9-61	3-37	30-405	59-1,809	2-0	103-2,312
	Jerious Norwood, Atlanta.....	103-613	28-277	0-0	52-1,317	0-0	183-2,207
	Brian Westbrook, Philadelphia.....	278-1,333	90-771	4-79	4-0	0-0	372-2,183
	*Ted Ginn Jr., Miami.....	4-3	34-420	24-230	63-1,433	2-(-9)	127-2,077
	Leon Washington, N.Y. Jets.....	71-353	36-213	20-183	47-1,291	1-0	175-2,040
	*Adrian Peterson, Minnesota.....	238-1,341	19-268	0-0	16-412	3-0	276-2,014
	Maurice Jones-Drew, Jacksonville <sup>2</sup> .....	167-768	40-407	3-28	31-811	0-0	241-2,014
2006	Steven Jackson, St.L. Rams.....	346-1,528	90-806	0-0	0-0	2-0	438-2,334
	LaDainian Tomlinson, S.D. Chargers <sup>2</sup> .....	348-1,815	56-508	0-0	0-0	1-0	405-2,323
	*Maurice Jones-Drew, Jacksonville.....	166-941	46-436	1-13	31-860	0-0	244-2,250
	Larry Johnson, Kansas City <sup>2</sup> .....	416-1,789	41-410	0-0	0-0	1-0	458-2,199
	Frank Gore, San Francisco.....	312-1,695	61-485	0-0	0-0	0-0	373-2,180
	Wes Welker, Miami <sup>2</sup> .....	0-0	67-687	41-378	48-1,064	1-0	157-2,129
	Tiki Barber, N.Y. Giants <sup>4</sup> .....	327-1,662	58-465	0-0	0-0	1-0	386-2,127
	Chris Carr, Oak. Raiders.....	0-0	0-0	35-216	69-1,762	1-0	106-2,078
2005	Tiki Barber, N.Y. Giants <sup>3</sup> .....	357-1,860	54-530	0-0	0-0	1-0	412-2,390
	Dante Hall, Kansas City <sup>4</sup> .....	7-11	34-436	42-276	65-1,560	2-0	150-2,283
	Wes Welker, Miami.....	1-5	29-434	43-390	61-1,379	4-0	138-2,208
	Larry Johnson, Kansas City.....	336-1,750	33-343	0-0	0-0	3-0	372-2,093
2004	Dante Hall, Kansas City <sup>3</sup> .....	8-56	25-230	23-232	68-1,718	0-0	124-2,236
	Tiki Barber, N.Y. Giants <sup>2</sup> .....	322-1,518	52-578	0-0	0-0	2-0	376-2,096
	Edgerrin James, Indianapolis <sup>3</sup> .....	334-1,548	51-483	0-0	0-0	1-0	386-2,031
2003	Dante Hall, Kansas City <sup>2</sup> .....	16-73	40-423	29-472	57-1,478	0-0	142-2,446
	LaDainian Tomlinson, S.D. Chargers <sup>2</sup> .....	313-1,645	100-725	0-0	0-0	2-0	415-2,370
	Jamal Lewis, Bal. Ravens.....	387-2,066	26-205	0-0	0-0	1-0	414-2,271
	Ahman Green, Green Bay.....	355-1,883	50-367	0-0	0-0	2-0	407-2,250
	Deuce McAllister, New Orleans.....	351-1,641	69-516	0-0	0-0	3-(-3)	423-2,154
	Priest Holmes, Kansas City <sup>3</sup> .....	320-1,420	74-690	0-0	0-0	0-0	394-2,110
2002	Michael Lewis, New Orleans.....	1-15	8-200	44-625	70-1,807	2-0	125-2,647
	Priest Holmes, Kansas City <sup>2</sup> .....	313-1,615	70-672	0-0	0-0	0-0	383-2,287
	Ricky Williams, Miami.....	383-1,853	47-363	0-0	0-0	1-0	431-2,216
	LaDainian Tomlinson, S.D. Chargers.....	372-1,683	79-489	0-0	0-0	0-0	451-2,172
	Dante Hall, Kansas City.....	11-54	20-322	29-390	57-1,354	1-0	118-2,120
2001	Priest Holmes, Kansas City.....	327-1,555	62-614	0-0	0-0	0-0	389-2,169
	Marshall Faulk, St.L. Rams <sup>4</sup> .....	260-1,382	83-765	0-0	0-0	2-0	345-2,147
	Derrick Mason, Tennessee <sup>2</sup> .....	0-0	73-1,128	20-128	34-748	1-0	128-2,004

## OUTSTANDING PERFORMERS

Year	Player, Team	Rushing Att.-Yds.	Pass Rec.	Punt Ret.	Kickoff Ret.	Fum. Ret.	Total Yds.
2000	Derrick Mason, Tennessee	1-1	63-895	51-662	42-1,132	1-0	158-2,690
	MarTay Jenkins, Arizona	1-(-4)	17-219	1-1	82-2,186	0-0	101-2,402
	Edgerrin James, Indianapolis <sup>2</sup>	387-1,709	63-594	0-0	0-0	0-0	450-2,303
	Marshall Faulk, St.L. Rams <sup>3</sup>	253-1,359	81-830	0-0	1-18	2-0	337-2,207
	Tiki Barber, N.Y. Giants	213-1,006	70-719	39-332	1-28	5-0	328-2,085
1999	Marshall Faulk, St.L. Rams <sup>2</sup>	253-1,381	87-1,048	0-0	0-0	0-0	340-2,429
	*Edgerrin James, Indianapolis	369-1,553	62-586	0-0	0-0	2-0	433-2,139
	*Terrence Wilkins, Indianapolis	1-2	42-565	41-388	51-1,134	1-0	136-2,089
	Glyn Milburn, Chi. Bears <sup>2</sup>	16-102	20-151	30-346	61-1,426	2-0	129-2,025
1998	Brian Mitchell, Washington <sup>4</sup>	39-208	44-306	44-506	59-1,337	0-0	186-2,357
	Marshall Faulk, Indianapolis	324-1,319	86-908	0-0	0-0	2-13	412-2,240
	Terrell Davis, Denver <sup>2</sup>	392-2,008	25-217	0-0	0-0	1-0	418-2,225
	Jamal Anderson, Atlanta	410-1,846	27-319	0-0	0-0	1-0	438-2,165
	Garrison Hearst, San Francisco	310-1,570	39-535	0-0	0-0	1-0	350-2,105
1997	Barry Sanders, Detroit <sup>1</sup>	335-2,053	33-305	0-0	0-0	1-0	369-2,358
	Kevin Williams, Arizona	1-(-2)	20-273	40-462	59-1,458	1-0	121-2,191
	Brian Mitchell, Washington <sup>3</sup>	23-107	36-438	38-442	47-1,094	0-0	144-2,081
	Terrell Davis, Denver	369-1,750	42-287	0-0	0-0	2-(-7)	413-2,030
	Jermaine Lewis, Bal. Ravens	3-35	42-648	28-437	41-905	2-0	116-2,025
1995	Brian Mitchell, Washington <sup>2</sup>	46-301	38-324	25-315	55-1,408	0-0	164-2,348
	Emmitt Smith, Dal. Cowboys <sup>2</sup>	377-1,773	62-375	0-0	0-0	0-0	439-2,148
	Glyn Milburn, Denver	49-266	22-191	31-354	47-1,269	0-0	149-2,080
	Ernie Mills, Pittsburgh	5-39	39-679	0-0	54-1,306	0-0	98-2,024
1994	Brian Mitchell, Washington	78-311	26-236	32-452	58-1,478	0-0	194-2,477
	Barry Sanders, Detroit	331-1,883	44-283	0-0	0-0	0-0	375-2,166
1992	Thurman Thomas, Buffalo <sup>2</sup>	312-1,487	58-626	0-0	0-0	1-0	371-2,113
	Emmitt Smith, Dal. Cowboys	373-1,713	59-335	0-0	0-0	1-0	433-2,048
	Barry Foster, Pittsburgh	390-1,690	36-344	0-0	0-0	2-(-20)	428-2,014
1991	Thurman Thomas, Buffalo	288-1,407	62-631	0-0	0-0	0-0	350-2,038
1990	Herschel Walker, Minnesota <sup>2</sup>	184-770	35-315	0-0	44-966	4-0	267-2,051
1988	*Tim Brown, L.A. Raiders	14-50	43-725	49-444	41-1,098	7-0	154-2,317
	Roger Craig, San Francisco <sup>3</sup>	310-1,502	76-534	0-0	2-32	2-0	390-2,068
	Eric Dickerson, Indianapolis <sup>4</sup>	388-1,659	36-377	0-0	0-0	1-0	425-2,036
	Herschel Walker, Dal. Cowboys	361-1,514	53-505	0-0	0-0	3-0	417-2,019
1986	Eric Dickerson, L.A. Rams <sup>3</sup>	404-1,821	26-205	0-0	0-0	2-0	432-2,026
	Gary Anderson, S.D. Chargers	127-442	80-871	25-227	24-482	2-0	258-2,022
1985	Lionel James, S.D. Chargers	105-516	86-1,027	25-213	36-779	1-0	253-2,535
	Marcus Allen, L.A. Raiders	380-1,759	67-555	0-0	0-0	2-(-6)	449-2,308
	Roger Craig, San Francisco	214-1,050	92-1,016	0-0	0-0	0-0	306-2,066
	Walter Payton, Chi. Bears <sup>4</sup>	324-1,551	49-483	0-0	0-0	1-0	374-2,034
1984	Eric Dickerson, L.A. Rams <sup>2</sup>	379-2,105	21-139	0-0	0-0	4-15	404-2,259
	James Wilder, Tampa Bay	407-1,544	85-685	0-0	0-0	4-0	496-2,229
	Walter Payton, Chi. Bears <sup>3</sup>	381-1,684	45-368	0-0	0-0	1-0	427-2,052
1983	*Eric Dickerson, L.A. Rams	390-1,808	51-404	0-0	0-0	1-0	442-2,212
	William Andrews, Atlanta <sup>4</sup>	331-1,567	59-609	0-0	0-0	2-0	392-2,176
	Walter Payton, Chi. Bears <sup>2</sup>	314-1,421	53-607	0-0	0-0	2-0	369-2,028
1981	*James Brooks, S.D. Chargers	109-525	46-329	22-290	40-949	2-0	219-2,093
	William Andrews, Atlanta	289-1,301	81-735	0-0	0-0	0-0	370-2,036
1980	Bruce Harper, N.Y. Jets <sup>2</sup>	45-126	50-634	28-242	49-1,070	3-0	175-2,072
1979	Wilbert Montgomery, Philadelphia	338-1,512	41-494	0-0	1-6	2-0	382-2,012
1978	Bruce Harper, N.Y. Jets	58-303	13-196	30-378	55-1,280	1-0	157-2,157
1977	Walter Payton, Chi. Bears	339-1,852	27-269	0-0	2-95	5-0	373-2,216
	Terry Metcalf, St.L. Cardinals <sup>3</sup>	149-739	34-403	14-108	32-772	1-0	230-2,022
1975	Terry Metcalf, St.L. Cardinals <sup>2</sup>	165-816	43-378	23-285	35-960	2-23	268-2,462
	O.J. Simpson, Buffalo <sup>2</sup>	329-1,817	28-426	0-0	0-0	1-0	358-2,243
1974	Mack Herron, New England	231-824	38-474	35-517	28-629	3-0	335-2,444
	Otis Armstrong, Denver	263-1,407	38-405	0-0	16-386	1-0	318-2,198
	Terry Metcalf, St.L. Cardinals	152-718	50-377	26-340	20-623	7-0	255-2,058
1973	O.J. Simpson, Buffalo	332-2,003	6-70	0-0	0-0	0-0	338-2,073
1966	Gale Sayers, Chi. Bears <sup>3</sup>	229-1,231	34-447	6-44	23-718	3-0	295-2,440
	Leroy Kelly, Cle. Browns	209-1,141	32-366	13-104	19-403	0-0	273-2,014
1965	*Gale Sayers, Chi. Bears	166-867	29-507	16-238	21-660	4-0	236-2,272
1963	Timmy Brown, Philadelphia <sup>4</sup>	192-841	36-487	16-152	33-945	2-3	279-2,428
	Jim Brown, Cle. Browns	291-1,863	24-268	0-0	0-0	0-0	315-2,131
1962	Timmy Brown, Philadelphia	137-545	52-849	6-81	30-831	4-0	229-2,306
	Dick Christy, N.Y. Titans	114-535	62-538	15-250	38-824	2-0	231-2,147
1961	Billy Cannon, Hou. Oilers	200-948	43-586	9-70	18-439	2-0	272-2,043
1960	*Abner Haynes, Dal. Texans	156-875	55-576	14-215	19-434	4-0	248-2,100

\*First season of professional football. NOTE: Numeral in superscript indicates season number player accomplished feat.

## OUTSTANDING PERFORMERS

### 300 COMBINED NET YARDS GAINED IN A GAME

Date	Player, Team, Opponent	No.	Yards	TD
Oct. 2, 2016	Julio Jones, Atlanta vs. Carolina.....	12	300	1
Nov. 8, 2015	Antonio Brown, Pittsburgh vs. Oak. Raiders.....	20	306	0
Dec. 29, 2013	LeGarrette Blount, New England vs. Buffalo.....	26	334	2
Nov. 10, 2013	*Tavon Austin, St.L. Rams vs. Indianapolis.....	9	314	3
Oct. 27, 2013	Calvin Johnson, Detroit vs. Dal. Cowboys.....	14	329	1
Dec. 9, 2012	*David Wilson, N.Y. Giants vs. New Orleans.....	17	327	3
Nov. 28, 2010	*Jacoby Ford, Oak. Raiders vs. Miami.....	12	329	2
Nov. 7, 2010	*Jacoby Ford, Oak. Raiders vs. Kansas City (OT).....	10	306	1
Dec. 20, 2009	Josh Cribbs, Cle. Browns vs. Kansas City.....	14	316	2
Oct. 18, 2009	Domenik Hixon, N.Y. Giants vs. New Orleans.....	12	303	0
Sept. 28, 2008	Steve Breaston, Arizona vs. N.Y. Jets.....	19	324	0
Sept. 14, 2008	Darren Sproles, S.D. Chargers vs. Denver.....	14	317	2
Nov. 18, 2007	Josh Cribbs, Cle. Browns vs. Bal. Ravens (OT).....	12	309	0
Nov. 4, 2007	*Adrian Peterson, Minnesota vs. S.D. Chargers.....	31	315	3
Oct. 14, 2007	*Adrian Peterson, Minnesota vs. Chi. Bears.....	25	361	3
Sept. 30, 2007	Devin Hester, Chi. Bears vs. Detroit.....	13	317	1
Dec. 10, 2006	*Maurice Jones-Drew, Jacksonville vs. Indianapolis.....	19	303	3
Dec. 14, 2003	Derrick Mason, Tennessee vs. Buffalo.....	21	302	0
Nov. 16, 2003	Jonathan Carter, N.Y. Jets vs. Indianapolis.....	7	304	2
Dec. 8, 2002	Steve Smith, Carolina vs. Cincinnati.....	9	313	3
Nov. 24, 2002	Priest Holmes, Kansas City vs. Seattle.....	30	307	3
Oct. 13, 2002	Michael Lewis, New Orleans vs. Washington.....	8	356	2
Dec. 24, 1999	Jason Tucker, Dal. Cowboys vs. New Orleans.....	13	331	1
Dec. 7, 1997	Jermaine Lewis, Bal. Ravens vs. Seattle.....	10	308	3
Dec. 25, 1995	Kevin Williams, Dal. Cowboys vs. Arizona.....	16	307	2
Dec. 10, 1995	Glyn Milburn, Denver vs. Seattle.....	33	404	0
Oct. 23, 1994	Tyrone Hughes, New Orleans vs. L.A. Rams.....	11	347	2
Dec. 11, 1989	John Taylor, San Francisco vs. L.A. Rams.....	14	321	2
Nov. 26, 1989	Flipper Anderson, L.A. Rams vs. New Orleans (OT).....	15	336	1
Nov. 28, 1988	*Tim Brown, L.A. Raiders vs. Seattle.....	12	306	1
Dec. 22, 1985	Stephone Paige, Kansas City vs. S.D. Chargers.....	8	309	2
Nov. 10, 1985	Lionel James, S.D. Chargers vs. L.A. Raiders (OT).....	23	345	0
Sept. 22, 1985	Lionel James, S.D. Chargers vs. Cincinnati.....	20	316	2
Dec. 21, 1975	*Walter Payton, Chi. Bears vs. New Orleans.....	32	300	1
Nov. 23, 1975	Greg Pruitt, Cle. Browns vs. Cincinnati.....	28	304	2
Nov. 1, 1970	Eugene (Mercury) Morris, Miami vs. Bal. Colts.....	17	302	0
Oct. 4, 1970	O.J. Simpson, Buffalo vs. N.Y. Jets.....	26	303	2
Dec. 6, 1969	Jerry LeVias, Hou. Oilers vs. N.Y. Jets.....	18	329	1
Nov. 2, 1969	Travis Williams, Green Bay vs. Pittsburgh.....	11	314	3
Dec. 18, 1966	Gale Sayers, Chi. Bears vs. Minnesota.....	20	339	2
Dec. 12, 1965	*Gale Sayers, Chi. Bears vs. San Francisco.....	17	336	6
Nov. 17, 1963	Gary Ballman, Pittsburgh vs. Washington.....	12	320	2
Dec. 16, 1962	Timmy Brown, Philadelphia vs. St.L. Cardinals.....	19	341	2
Dec. 10, 1961	Billy Cannon, Hou. Oilers vs. N.Y. Titans.....	32	373	5
Nov. 19, 1961	Jim Brown, Cle. Browns vs. Philadelphia.....	38	313	4
Dec. 3, 1950	Cloyce Box, Detroit vs. Bal. Colts.....	13	302	4
Oct. 29, 1950	Wally Triplett, Detroit vs. L.A. Rams.....	11	331	1
Nov. 22, 1945	Jim Benton, Cle. Rams vs. Detroit.....	10	303	1

\*First season of professional football.

### 2,000 SCRIMMAGE YARDS GAINED IN A SEASON

Year	Player, Team	Att.	Rushing Yards	Receptions	Receiving Yards	Scrimm. Yards
2021	Jonathan Taylor, Indianapolis.....	332	1,811	40	360	2,171
2020	Derrick Henry, Tennessee.....	378	2,027	19	114	2,141
2019	Christian McCaffrey, Carolina.....	287	1,387	116	1,005	2,392
2018	*Saquon Barkley, N.Y. Giants.....	261	1,307	91	721	2,028
	Ezekiel Elliott, Dal. Cowboys.....	304	1,434	77	567	2,001
2017	Todd Gurley, L.A. Rams.....	279	1,305	64	788	2,093
2016	David Johnson, Arizona.....	293	1,239	80	879	2,118
2014	DeMarco Murray, Dal. Cowboys.....	392	1,845	57	416	2,261
	Le'Veon Bell, Pittsburgh.....	373	1,361	83	854	2,215
2013	LeSean McCoy, Philadelphia.....	314	1,607	52	539	2,146
2012	Adrian Peterson, Minnesota.....	348	2,097	40	217	2,314
2011	Ray Rice, Bal. Ravens.....	291	1,364	76	704	2,068
2010	Arian Foster, Hou. Texans.....	327	1,616	66	604	2,220
2009	Chris Johnson, Tennessee.....	358	2,006	50	503	2,509
	Ray Rice, Bal. Ravens.....	254	1,339	78	702	2,041
2007	Brian Westbrook, Philadelphia.....	278	1,333	90	771	2,104

## OUTSTANDING PERFORMERS

Year	Player, Team	Att.	Rushing		Receptions	Receiving Yards	Scrimm. Yards
			Yards				
2006	Steven Jackson, St.L. Rams	346	1,528		90	806	2,334
	LaDainian Tomlinson, S.D. Chargers <sup>3</sup>	348	1,815		56	508	2,323
	Larry Johnson, Kansas City <sup>2</sup>	416	1,789		41	410	2,199
	Frank Gore, San Francisco	312	1,695		61	485	2,180
	Tiki Barber, N.Y. Giants <sup>3</sup>	327	1,662		58	465	2,127
2005	Tiki Barber, N.Y. Giants <sup>2</sup>	357	1,860		54	530	2,390
	Larry Johnson, Kansas City	336	1,750		33	343	2,093
2004	Tiki Barber, N.Y. Giants	322	1,518		52	578	2,096
	Edgerrin James, Indianapolis <sup>3</sup>	334	1,548		51	483	2,031
2003	LaDainian Tomlinson, S.D. Chargers <sup>2</sup>	313	1,645		100	725	2,370
	Jamal Lewis, Bal. Ravens	387	2,066		26	205	2,271
	Ahman Green, Green Bay	355	1,883		50	367	2,250
	Deuce McAllister, New Orleans	351	1,641		69	516	2,157
	Priest Holmes, Kansas City <sup>3</sup>	320	1,420		74	690	2,110
2002	Priest Holmes, Kansas City <sup>2</sup>	313	1,615		70	672	2,287
	Ricky Williams, Miami	383	1,853		47	363	2,216
	LaDainian Tomlinson, S.D. Chargers	372	1,683		79	489	2,172
2001	Priest Holmes, Kansas City	327	1,555		62	614	2,169
	Marshall Faulk, St.L. Rams <sup>4</sup>	260	1,382		83	765	2,147
2000	Edgerrin James, Indianapolis <sup>2</sup>	387	1,709		63	594	2,303
	Marshall Faulk, St.L. Rams <sup>3</sup>	253	1,359		81	830	2,189
1999	Marshall Faulk, St.L. Rams <sup>2</sup>	253	1,381		87	1,048	2,429
	*Edgerrin James, Indianapolis	369	1,553		62	586	2,139
1998	Marshall Faulk, Indianapolis	324	1,319		86	908	2,227
	Terrell Davis, Denver <sup>2</sup>	392	2,008		25	217	2,225
	Jamal Anderson, Atlanta	410	1,846		27	319	2,165
	Garrison Hearst, San Francisco	310	1,570		39	535	2,105
1997	Barry Sanders, Detroit <sup>2</sup>	335	2,053		33	305	2,358
	Terrell Davis, Denver	369	1,750		42	287	2,037
1995	Emmitt Smith, Dal. Cowboys <sup>2</sup>	377	1,773		62	375	2,148
1994	Barry Sanders, Detroit	331	1,883		44	283	2,166
1992	Thurman Thomas, Buffalo <sup>2</sup>	312	1,487		58	626	2,113
	Emmitt Smith, Dal. Cowboys	373	1,713		59	335	2,048
	Barry Foster, Pittsburgh	390	1,690		36	344	2,034
1991	Thurman Thomas, Buffalo	288	1,407		62	631	2,038
1988	Roger Craig, San Francisco <sup>2</sup>	310	1,502		76	534	2,036
	Eric Dickerson, Indianapolis <sup>4</sup>	388	1,659		36	377	2,036
	Herschel Walker, Dal. Cowboys	361	1,514		53	505	2,019
1986	Eric Dickerson, L.A. Rams <sup>3</sup>	404	1,821		26	205	2,026
1985	Marcus Allen, L.A. Raiders	380	1,759		67	555	2,314
	Roger Craig, San Francisco	214	1,050		92	1,016	2,066
	Walter Payton, Chi. Bears <sup>4</sup>	324	1,551		49	483	2,034
1984	Eric Dickerson, L. A. Rams <sup>2</sup>	379	2,105		21	139	2,244
	James Wilder, Tampa Bay	407	1,544		85	685	2,229
	Walter Payton, Chi. Bears <sup>3</sup>	381	1,684		45	368	2,052
1983	*Eric Dickerson, L.A. Rams	390	1,808		51	404	2,212
	William Andrews, Atlanta <sup>2</sup>	331	1,567		59	609	2,176
	Walter Payton, Chi. Bears <sup>2</sup>	314	1,421		53	607	2,028
1981	William Andrews, Atlanta	289	1,301		81	735	2,036
1979	Wilbert Montgomery, Philadelphia	338	1,512		41	494	2,006
1977	Walter Payton, Chi. Bears	339	1,852		27	269	2,121
1975	O.J. Simpson, Buffalo <sup>2</sup>	329	1,817		28	426	2,243
1973	O.J. Simpson, Buffalo	332	2,003		6	70	2,073
1963	Jim Brown, Cle. Browns	291	1,863		24	268	2,131

\*First season of professional football. NOTE: Numeral in superscript indicates season number player accomplished feat.

## 300 SCRIMMAGE YARDS GAINED IN A GAME

Date	Player, Team, Opponent	Att.	Yards	TD
Oct. 2, 2016	Julio Jones, Atlanta vs. Carolina	12	300	1
Nov. 8, 2015	Antonio Brown, Pittsburgh vs. Oak. Raiders	19	306	0
Oct. 27, 2013	Calvin Johnson, Detroit vs. Dal. Cowboys	14	329	1
Nov. 4, 2007	*Adrian Peterson, Minnesota vs. S.D. Chargers	31	315	3
Nov. 24, 2002	Priest Holmes, Kansas City vs. Seattle	30	307	3
Nov. 26, 1989	Flipper Anderson, L.A. Rams vs. New Orleans (OT)	15	336	1
Dec. 22, 1985	Stephone Paige, Kansas City vs. S.D. Chargers	8	309	2
Dec. 10, 1961	Billy Cannon, Hou. Oilers vs. N.Y. Titans	30	330	5
Dec. 3, 1950	Cloyce Box, Detroit vs. Bal. Colts	12	302	4
Nov. 22, 1945	Jim Benton, Cle. Rams vs. Detroit	10	303	1

\*First season of professional football.

## OUTSTANDING PERFORMERS

### TOP 20 LEADERS IN PASSES COMPLETED

1. Tom Brady	7,263
2. Drew Brees	7,142
3. Brett Favre	6,300
4. Peyton Manning	6,125
5. Ben Roethlisberger	5,440
6. Philip Rivers	5,277
7. Matt Ryan	5,242
8. Dan Marino	4,967
9. Eli Manning	4,895
10. Aaron Rodgers	4,651
11. Matthew Stafford	4,302
12. John Elway	4,123
13. Warren Moon	3,988
14. Carson Palmer	3,941
15. Drew Bledsoe	3,839
16. Vinny Testaverde	3,787
17. Joe Flacco	3,771
18. Fran Tarkenton	3,686
19. Kerry Collins	3,487
20. Joe Montana	3,409

### TOP 20 LEADERS IN PASSING YARDS

1. Tom Brady	84,520
2. Drew Brees	80,358
3. Peyton Manning	71,940
4. Brett Favre	71,838
5. Ben Roethlisberger	64,088
6. Philip Rivers	63,440
7. Dan Marino	61,361
8. Matt Ryan	59,735
9. Eli Manning	57,023
10. Aaron Rodgers	55,360
11. John Elway	51,475
12. Matthew Stafford	49,995
13. Warren Moon	49,325
14. Fran Tarkenton	47,003
15. Carson Palmer	46,247
16. Vinny Testaverde	46,233
17. Drew Bledsoe	44,611
18. Dan Fouts	43,040
19. Joe Flacco	41,269
20. Kerry Collins	40,922

### TOP 20 SCORERS

Player	Years	TD	FG	PAT	TP
1. Adam Vinatieri	24	0	599	874	2,673
2. Morten Andersen	25	0	565	849	2,544
3. Gary Anderson	23	0	538	820	2,434
4. Jason Hanson	21	0	495	665	2,150
5. John Carney	23	0	478	628	2,062
6. Matt Stover	19	0	471	591	2,004
7. George Blanda	26	9	335	943	2,002
8. Jason Elam	17	0	436	675	1,983
9. John Kasay	20	0	461	587	1,970
10. Sebastian Janikowski	18	0	436	605	1,913
11. Stephen Gostkowski	15	0	392	699	1,875
12. Phil Dawson	20	1	441	518	1,847
13. Robbie Gould	17	0	420	570	1,830
14. Mason Crosby	15	0	370	696	1,806
15. Matt Bryant	18	0	397	567	1,758
16. Norm Johnson	18	0	366	638	1,736
17. David Akers	16	0	386	563	1,721
18. Nick Lowery	18	0	383	562	1,711
19. Jan Stenerud	19	0	373	580	1,699
20. Ryan Longwell	15	0	361	604	1,687

### TOP 20 LEADERS IN TOUCHDOWN PASSES

1. Tom Brady	624
2. Drew Brees	571
3. Peyton Manning	539
4. Brett Favre	508
5. Aaron Rodgers	449
6. Philip Rivers	421
7. Dan Marino	420
8. Ben Roethlisberger	418
9. Matt Ryan	367
10. Eli Manning	366
11. Fran Tarkenton	342
12. Matthew Stafford	323
13. John Elway	300
14. Carson Palmer	294
15. Russell Wilson	292
16. Warren Moon	291
17. Johnny Unitas	290
18. Vinny Testaverde	275
19. Joe Montana	273
20. Dave Krieg	261

### TOP 20 LEADERS IN RECEIVING YARDS

1. Jerry Rice	22,895
2. Larry Fitzgerald	17,492
3. Terrell Owens	15,934
4. Randy Moss	15,292
5. Isaac Bruce	15,208
6. Tony Gonzalez	15,127
7. Tim Brown	14,934
8. Steve Smith	14,731
9. Marvin Harrison	14,580
10. Reggie Wayne	14,345
11. Andre Johnson	14,185
12. James Lofton	14,004
13. Cris Carter	13,899
14. Anquan Boldin	13,779
15. Henry Ellard	13,777
16. Torry Holt	13,382
17. Julio Jones	13,330
18. Andre Reed	13,198
19. Steve Largent	13,089
20. Jason Witten	13,046



## OUTSTANDING PERFORMERS

## TOP 20 TOUCHDOWN SCORERS

Player	Years	Rush	Rec.	Total Returns	TD
1. Jerry Rice .....	20	10	197	1	208
2. Emmitt Smith .....	15	164	11	0	175
3. LaDainian Tomlinson .....	11	145	17	0	162
4. Randy Moss .....	14	0	156	1	157
5. Terrell Owens .....	15	3	153	0	156
6. Marcus Allen .....	16	123	21	1	145
7. Marshall Faulk .....	12	100	36	0	136
8. Cris Carter .....	16	0	130	1	131
9. Marvin Harrison .....	13	0	128	0	128
10. Jim Brown .....	9	106	20	0	126
Adrian Peterson .....	15	120	6	0	126
12. Walter Payton .....	13	110	15	0	125
13. Larry Fitzgerald .....	17	0	121	0	121
14. Antonio Gates .....	16	0	116	0	116
John Riggins .....	14	104	12	0	116
16. Lenny Moore .....	12	63	48	2	113
17. Shaun Alexander .....	9	100	12	0	112
18. Tony Gonzalez .....	17	0	111	0	111
19. Barry Sanders .....	10	99	10	0	109
20. Tim Brown .....	17	1	100	4	105
Don Hutson .....	11	3	99	3	105

## TOP 20 RUSHERS

Player	Years	Att.	Yards	Avg.	Long	TD
1. Emmitt Smith .....	15	4,409	18,355	4.2	75	164
2. Walter Payton .....	13	3,838	16,726	4.4	76	110
3. Frank Gore .....	16	3,735	16,000	4.3	80	81
4. Barry Sanders .....	10	3,062	15,269	5.0	85	99
5. Adrian Peterson .....	15	3,230	14,918	4.6	90	120
6. Curtis Martin .....	11	3,518	14,101	4.0	70	90
7. LaDainian Tomlinson .....	11	3,174	13,684	4.3	85	145
8. Jerome Bettis .....	13	3,479	13,662	3.9	71	91
9. Eric Dickerson .....	11	2,996	13,259	4.4	85	90
10. Tony Dorsett .....	12	2,936	12,739	4.3	99	77
11. Jim Brown .....	9	2,359	12,312	5.2	80	106
12. Marshall Faulk .....	12	2,836	12,279	4.3	71	100
13. Edgerrin James .....	11	3,028	12,246	4.0	72	80
14. Marcus Allen .....	16	3,022	12,243	4.1	61	123
15. Franco Harris .....	13	2,949	12,120	4.1	75	91
16. Thurman Thomas .....	13	2,877	12,074	4.2	80	65
17. Fred Taylor .....	13	2,534	11,695	4.6	80	66
18. Steven Jackson .....	12	2,764	11,438	4.1	59	69
19. John Riggins .....	14	2,916	11,352	3.9	66	104
20. Corey Dillon .....	10	2,618	11,241	4.3	96	82

## TOP 20 PASS RECEIVERS

Player	Years	No.	Yards	Avg.	Long	TD
1. Jerry Rice .....	20	1,549	22,895	14.8	96	197
2. Larry Fitzgerald .....	17	1,432	17,492	12.2	80	121
3. Tony Gonzalez .....	17	1,325	15,127	11.4	73	111
4. Jason Witten .....	17	1,228	13,046	10.6	69	74
5. Marvin Harrison .....	13	1,102	14,580	13.2	80	128
6. Cris Carter .....	16	1,101	13,899	12.6	80	130
7. Tim Brown .....	17	1,094	14,934	13.7	80	100
8. Terrell Owens .....	15	1,078	15,934	14.8	98	153
9. Anquan Boldin .....	14	1,076	13,779	12.8	79	82
10. Reggie Wayne .....	14	1,070	14,345	13.4	80	82
11. Andre Johnson .....	14	1,062	14,185	13.4	77	70
12. Steve Smith .....	16	1,031	14,731	14.3	80	81
13. Isaac Bruce .....	16	1,024	15,208	14.9	80	91
14. Hines Ward .....	14	1,000	12,083	12.1	85	85
15. Randy Moss .....	14	982	15,292	15.6	82	156
16. Brandon Marshall .....	13	970	12,351	12.7	75	83
17. Antonio Gates .....	16	955	11,841	12.4	72	116
18. Andre Reed .....	16	951	13,198	13.9	83	87
19. Derrick Mason .....	15	943	12,061	12.8	79	66
20. Art Monk .....	16	940	12,721	13.5	79	68

## OUTSTANDING PERFORMERS

### TOP 20 INTERCEPTORS

Player	Years	No.	Yards	Avg.	Long	TD
1. Paul Krause .....	16	81	1,185	14.6	81	3
2. Emlen Tunnell .....	14	79	1,282	16.2	55	4
3. Rod Woodson .....	17	71	1,483	20.9	98	12
4. Dick (Night Train) Lane .....	14	68	1,207	17.8	80	5
5. Ken Riley .....	15	65	596	9.2	66	5
Charles Woodson .....	18	65	966	14.9	62	11
7. Ed Reed .....	12	64	1,590	24.8	107	7
8. Ronnie Lott .....	14	63	730	11.6	83	5
Darren Sharper .....	14	63	1,412	22.4	99	11
10. Dave Brown .....	15	62	698	11.3	90	5
Dick LeBeau .....	14	62	762	12.3	70	3
12. Emmitt Thomas .....	13	58	937	16.2	73	5
13. Mel Blount .....	14	57	736	12.9	52	2
Bobby Boyd .....	9	57	994	17.4	74	4
Eugene Robinson .....	16	57	762	13.4	49	1
Johnny Robinson .....	12	57	741	13.0	57	1
Everson Walls .....	13	57	504	8.8	40	1
18. Lem Barney .....	11	56	1,077	19.2	71	7
Pat Fischer .....	17	56	941	16.8	69	4
20. Aeneas Williams .....	14	55	807	14.7	65	9

### TOP 20 PUNTERS (MINIMUM 250 PUNTS)

Player	Years	No.	Yards	Avg.	Long	Blk.
1. Shane Lechler .....	18	1,444	68,678	47.6	80	5
2. Michael Dickson .....	4	296	14,023	47.4	69	1
3. Cameron Johnston .....	4	290	13,652	47.1	69	1
4. Tress Way .....	8	570	26,791	47.0	79	2
5. Johnny Hekker .....	10	726	33,951	46.8	78	3
6. Logan Cooke .....	4	280	13,074	46.7	72	0
Marquette King .....	6	446	20,822	46.7	72	3
Brandon Fields .....	9	604	28,192	46.7	74	3
9. Andy Lee .....	18	1,399	65,248	46.6	82	5
Thomas Morstead .....	13	737	34,313	46.6	70	1
11. Bryan Anger .....	10	716	33,236	46.4	73	5
Pat McAfee .....	8	575	26,669	46.4	74	4
13. Sam Martin .....	9	603	27,883	46.2	72	2
14. Brett Kern .....	14	995	45,724	46.0	79	5
15. Lachlan Edwards .....	5	376	17,189	45.7	70	1
Matt Boshier .....	9	489	22,346	45.7	69	9
17. Riley Dixon .....	5	367	16,714	45.5	71	5
18. Britton Colquitt .....	11	834	37,903	45.4	79	6
Donnie Jones .....	15	1,157	52,490	45.4	80	7
20. Riley Dixon .....	6	441	19,997	45.3	71	5
Kevin Huber .....	13	980	44,424	45.3	75	4

### TOP 20 COMBINED YARDS GAINED

Player	Years	Tot.	Rush.	Rec.	Int. Ret.	Punt Ret.	Kickoff Ret.	Fumble Ret.
1. Jerry Rice .....	20	23,546	645	22,895	0	0	6	0
2. Brian Mitchell .....	14	23,330	1,967	2,336	0	4,999	14,014	14
3. Walter Payton .....	13	21,803	16,726	4,538	0	0	539	0
4. Emmitt Smith .....	15	21,564	18,355	3,224	0	0	0	-15
5. Frank Gore .....	16	19,992	16,000	3,985	0	0	0	7
6. Darren Sproles .....	14	19,696	3,552	4,840	0	2,961	8,352	-9
7. Tim Brown .....	17	19,682	190	14,934	0	3,320	1,235	3
8. Marshall Faulk .....	12	19,190	12,279	6,875	0	0	18	18
9. Steve Smith .....	16	19,180	387	14,731	0	1,684	2,371	7
10. LaDainian Tomlinson .....	11	18,456	13,684	4,772	0	0	0	0
11. Barry Sanders .....	10	18,308	15,269	2,921	0	0	118	0
12. Herschel Walker .....	12	18,168	8,225	4,859	0	0	5,084	0
13. Adrian Peterson .....	15	17,808	14,918	2,474	0	0	428	-12
14. Marcus Allen .....	16	17,648	12,243	5,411	0	0	0	-6
15. Larry Fitzgerald .....	17	17,560	68	17,492	0	0	0	0
16. Curtis Martin .....	11	17,421	14,101	3,329	0	0	0	-9
17. Tiki Barber .....	10	17,359	10,449	5,183	0	1,181	544	2
18. Eric Metcalf .....	13	17,230	2,392	5,572	0	3,453	5,813	0
19. Derrick Mason .....	15	17,150	3	12,061	0	1,590	3,496	0
20. Wes Welker .....	12	16,797	151	9,924	0	2,584	4,138	0

## OUTSTANDING PERFORMERS

### TOP 20 YARDS FROM SCRIMMAGE

Player	Years	Scrimmage Yards	Rushing Yards	Receiving Yards
1. Jerry Rice .....	20	23,540	645	22,895
2. Emmitt Smith .....	15	21,579	18,355	3,224
3. Walter Payton .....	13	21,264	16,726	4,538
4. Frank Gore .....	16	19,985	16,000	3,985
5. Marshall Faulk .....	12	19,154	12,279	6,875
6. LaDainian Tomlinson .....	11	18,456	13,684	4,772
7. Barry Sanders .....	10	18,190	15,269	2,921
8. Marcus Allen .....	16	17,654	12,243	5,411
9. Larry Fitzgerald .....	17	17,560	68	17,492
10. Curtis Martin .....	11	17,430	14,101	3,329
11. Adrian Peterson .....	15	17,392	14,918	2,474
12. Thurman Thomas .....	13	16,532	12,074	4,458
13. Tony Dorsett .....	12	16,293	12,739	3,554
14. Terrell Owens .....	15	16,185	251	15,934
15. Tiki Barber .....	10	15,632	10,449	5,183
16. Edgerrin James .....	11	15,610	12,246	3,364
17. Randy Moss .....	16	15,451	159	15,292
18. Eric Dickerson .....	11	15,396	13,259	2,137
19. Isaac Bruce .....	16	15,347	139	15,208
20. Warrick Dunn .....	12	15,306	10,967	4,339

### TOP 20 PASSERS

Player	Years	Att.	Comp.	Pct. Comp.	Yards	Avg. Gain	TD	Pct. TD	Int.	Pct. Int.	Rating
1. Patrick Mahomes .....	5	2,345	1,550	66.1	18,991	8.10	151	6.4	37	1.5	105.8
2. Deshaun Watson .....	4	1,748	1,186	67.9	14,539	8.32	104	5.9	36	2.1	104.5
Aaron Rodgers .....	17	7,118	4,651	65.3	55,360	7.78	449	6.3	93	1.3	104.5
4. Russell Wilson .....	10	4,735	3,079	65.0	37,059	7.83	292	6.1	87	1.8	101.8
5. Dak Prescott .....	6	2,889	1,924	66.6	22,083	7.64	143	4.9	50	1.7	98.7
Drew Brees .....	20	10,551	7,142	67.7	80,358	7.62	571	5.4	243	2.3	98.7
7. Kirk Cousins .....	10	4,223	2,825	66.9	32,593	7.72	223	5.2	91	2.1	98.6
8. Tom Brady .....	22	11,317	7,263	64.2	84,520	7.47	624	5.5	203	1.7	97.6
9. Tony Romo .....	13	4,335	2,829	65.0	34,183	7.89	248	5.7	117	2.7	97.1
10. Steve Young .....	15	4,149	2,667	64.0	33,124	7.98	232	5.6	107	2.6	96.8
11. Peyton Manning .....	17	9,380	6,125	65.0	71,940	7.67	539	5.7	251	2.7	96.5
12. Philip Rivers .....	17	8,134	5,277	64.9	63,440	7.80	421	5.2	209	2.6	95.2
13. Matt Ryan .....	14	8,003	5,242	65.5	59,735	7.46	367	4.5	170	2.1	94.2
14. Kyle Murray .....	3	1,581	1,057	66.9	11,480	7.26	70	4.4	34	2.1	93.9
15. Kurt Warner .....	12	4,070	2,666	66.0	32,344	7.95	208	5.1	128	3.1	93.7
16. Ben Roethlisberger .....	18	8,443	5,440	64.4	64,088	7.59	418	4.9	211	2.5	93.5
17. Derek Carr .....	8	4,456	2,896	65.0	31,700	7.11	193	4.3	85	1.9	92.4
18. Joe Montana .....	15	5,391	3,409	63.0	40,551	7.52	273	5.1	139	2.6	92.3
19. Ryan Tannehill .....	9	4,209	2,702	64.2	30,729	7.30	199	4.7	102	2.4	91.7
20. Jared Goff .....	6	2,915	1,868	64.1	21,416	7.35	126	4.3	63	2.1	91.5

*1,500 or more attempts. The passing ratings are based on performance standards established for completion percentage, interception percentage, touchdown percentage, and average gain.*

## OUTSTANDING PERFORMERS

### TOP 20 KICKOFF RETURNERS (MINIMUM 75 RETURNS)

Player	Years	No.	Yards	Avg.	Long	TD
1. Gale Sayers.....	7	91	2,781	30.6	103	6
2. Lynn Chandnois.....	7	92	2,720	29.6	93	3
3. Cordarrelle Patterson.....	9	257	7,552	29.4	109	8
4. Joe McKnight.....	4	79	2,270	28.7	107	2
5. Abe Woodson.....	9	193	5,538	28.7	105	5
6. Buddy Young.....	6	90	2,514	27.9	104	2
7. Travis Williams.....	5	102	2,801	27.5	105	6
8. Joe Arenas.....	7	139	3,798	27.3	96	1
9. Clifton Smith.....	3	75	2,038	27.2	97	1
10. Percy Harvin.....	8	152	4,127	27.2	105	5
11. Clarence Davis.....	8	79	2,140	27.1	76	0
12. Jacoby Jones.....	9	183	4,940	27.0	108	5
13. Steve Van Buren.....	8	76	2,030	26.7	98	3
14. Lenny Lyles.....	12	81	2,161	26.7	103	3
15. Quintin Demps.....	10	110	2,931	26.6	100	2
16. Mercury Morris.....	8	111	2,947	26.5	105	3
17. Ellis Hobbs.....	6	141	3,739	26.5	108	3
18. Bobby Jancik.....	6	158	4,185	26.5	61	0
19. Mel Renfro.....	14	85	2,246	26.4	100	2
20. Bobby Mitchell.....	11	102	2,690	26.4	98	5

### TOP 20 PUNT RETURNERS (MINIMUM 75 RETURNS)

Player	Years	No.	Yards	Avg.	Long	TD
1. George McAfee.....	8	112	1,431	12.8	74	2
2. Jack Christiansen.....	8	85	1,084	12.8	89	8
3. Claude Gibson.....	5	110	1,381	12.6	85	3
4. Bill Dudley.....	9	124	1,515	12.2	96	3
5. Rick Upchurch.....	9	248	3,008	12.1	92	8
6. Desmond Howard.....	11	244	2,895	11.9	95	8
7. Billy Johnson.....	14	282	3,317	11.8	87	6
8. Tyreek Hill.....	6	86	1,009	11.7	95	4
9. Devin Hester.....	11	315	3,695	11.7	89	14
10. Mack Herron.....	3	84	982	11.7	66	0
11. Roscoe Parrish.....	8	165	1,920	11.6	82	3
12. Bill Thompson.....	13	157	1,814	11.6	60	0
13. Darrien Gordon.....	9	314	3,601	11.5	94	6
14. Henry Ellard.....	16	135	1,527	11.3	83	4
15. Rodger Bird.....	3	94	1,063	11.3	78	0
16. Bosh Pritchard.....	6	95	1,072	11.3	81	2
17. Julian Edelman.....	11	177	1,986	11.2	94	4
18. Jeremy Ross.....	5	78	874	11.2	58	1
19. Terry Metcalf.....	6	84	936	11.1	69	1
20. Bob Hayes.....	11	104	1,158	11.1	90	3

### TOP 20 LEADERS IN SACKS

Player	*Years	No.
1. Bruce Smith.....	19	200.0
2. Reggie White.....	15	198.0
3. Kevin Greene.....	15	160.0
4. Julius Peppers.....	17	159.5
5. Chris Doleman.....	15	150.5
6. Michael Strahan.....	15	141.5
7. Jason Taylor.....	15	139.5
8. Terrell Suggs.....	17	139.0
9. DeMarcus Ware.....	12	138.5
10. Richard Dent.....	15	137.5
John Randle.....	14	137.5
12. Jared Allen.....	12	136.0
13. John Abraham.....	15	133.5
14. Leslie O'Neal.....	13	132.5
Lawrence Taylor.....	12	132.5
16. Rickey Jackson.....	14	128.0
17. Derrick Thomas.....	11	126.5
18. Dwight Freeney.....	16	125.5
19. Robert Mathis.....	13	123.0
20. Simeon Rice.....	12	122.0

\*Years played since 1982 when sacks became an official statistic.

## YEARLY STATISTICAL LEADERS

### ANNUAL SCORING LEADERS

Year	Player, Team	TD	FG	PAT	TP
2021	Daniel Carlson, Las Vegas, AFC.....	0	40	30	150
	Nick Folk, New England, AFC.....	0	36	42	150
	Matt Gay, L.A. Rams, NFC.....	0	32	48	144
2020	Daniel Carlson, Las Vegas, AFC.....	0	33	45	144
	Jason Sanders, Miami, AFC.....	0	36	36	144
	Younghoe Koo, Atlanta, NFC.....	0	37	33	144
2019	Harrison Butker, Kansas City, AFC.....	0	34	45	147
	Wil Lutz, New Orleans, NFC.....	0	32	48	144
2018	Ka'imi Fairbairn, Hou. Texans, AFC.....	0	37	39	150
	Wil Lutz, New Orleans, NFC.....	0	28	52	136
2017	Greg Zuerlein, L.A. Rams, NFC.....	0	38	44	158
	Stephen Gostkowski, New England, AFC.....	0	37	45	156
2016	Matt Bryant, Atlanta, NFC.....	0	34	56	158
	Justin Tucker, Bal. Ravens, AFC.....	0	38	27	141
2015	Stephen Gostkowski, New England, AFC.....	0	33	52	151
	Graham Gano, Carolina, NFC.....	0	30	56	146
2014	Stephen Gostkowski, New England, AFC.....	0	35	51	156
	*Cody Parkey, Philadelphia, NFC.....	0	32	54	150
2013	Stephen Gostkowski, New England, AFC.....	0	38	44	158
	Steven Hauschka, Seattle, NFC.....	0	33	44	143
2012	Stephen Gostkowski, New England, AFC.....	0	29	66	153
	Lawrence Tynes, N.Y. Giants, NFC.....	0	33	46	145
2011	David Akers, San Francisco, NFC.....	0	44	34	166
	Stephen Gostkowski, New England, AFC.....	0	28	59	143
2010	David Akers, Philadelphia, NFC.....	0	32	47	143
	Sebastian Janikowski, Oak. Raiders, AFC.....	0	33	43	142
2009	Nate Kaeding, S.D. Chargers, AFC.....	0	32	50	146
	David Akers, Philadelphia, NFC.....	0	32	43	139
2008	Stephen Gostkowski, New England, AFC.....	0	36	40	148
	David Akers, Philadelphia, NFC.....	0	33	45	144
2007	*Mason Crosby, Green Bay, NFC.....	0	31	48	141
	Randy Moss, New England, AFC.....	23	0	0	138
2006	LaDainian Tomlinson, AFC.....	31	0	0	186
	Robbie Gould, Chi. Bears, NFC.....	0	32	47	143
2005	Shaun Alexander, Seattle, NFC.....	28	0	0	168
	Shayne Graham, Cincinnati, AFC.....	0	28	47	131
2004	Adam Vinatieri, New England, AFC.....	0	31	48	141
	David Akers, Philadelphia, NFC.....	0	27	41	122
2003	Jeff Wilkins, St.L. Rams, NFC.....	0	39	46	163
	Priest Holmes, Kansas City, AFC.....	27	0	0	162
2002	Priest Holmes, Kansas City, AFC.....	24	0	0	144
	Jay Feely, Atlanta, NFC.....	0	32	42	138
2001	Marshall Faulk, St.L. Rams, NFC.....	21	0	0	#128
	Mike Vanderjagt, Indianapolis, AFC.....	0	28	41	125
2000	Marshall Faulk, St.L. Rams, NFC.....	26	0	0	#160
	Matt Stover, Bal. Ravens, AFC.....	0	35	30	135
1999	Mike Vanderjagt, Indianapolis, AFC.....	0	34	43	145
	Jeff Wilkins, St.L. Rams, NFC.....	0	20	64	124
1998	Gary Anderson, Minnesota, NFC.....	0	35	59	164
	Steve Christie, Buffalo, AFC.....	0	33	41	140
1997	Mike Hollis, Jacksonville, AFC.....	0	31	41	134
	Richie Cunningham, Dal. Cowboys, NFC.....	0	34	24	126
1996	John Kasay, Carolina, NFC.....	0	37	34	145
	Cary Blanchard, Indianapolis, AFC.....	0	36	27	135
1995	Ermitt Smith, Dal. Cowboys, NFC.....	25	0	0	150
	Norm Johnson, Pittsburgh, AFC.....	0	34	39	141
1994	John Carney, S.D. Chargers, AFC.....	0	34	33	135
	Fuad Reveiz, Minnesota, NFC.....	0	34	30	132
1993	Jeff Jaeger, L.A. Raiders, AFC.....	0	35	27	132
	Jason Hanson, Detroit, NFC.....	0	34	28	130
1992	Pete Stoyanovich, Miami, AFC.....	0	30	34	124
	Morten Andersen, New Orleans, NFC.....	0	29	33	120
	Chip Lohmiller, Washington, NFC.....	0	30	30	120
1991	Chip Lohmiller, Washington, NFC.....	0	31	56	149
	Pete Stoyanovich, Miami, AFC.....	0	31	28	121
1990	Nick Lowery, Kansas City, AFC.....	0	34	37	139
	Chip Lohmiller, Washington, NFC.....	0	30	41	131
1989	Mike Cofer, San Francisco, NFC.....	0	29	49	136
	*David Treadwell, Denver, AFC.....	0	27	39	120
1988	Scott Norwood, Buffalo, AFC.....	0	32	33	129
	Mike Cofer, San Francisco, NFC.....	0	27	40	121
1987	Jerry Rice, San Francisco, NFC.....	23	0	0	138
	Jim Breech, Cincinnati, AFC.....	0	24	25	97
1986	Tony Franklin, New England, AFC.....	0	32	44	140

## YEARLY STATISTICAL LEADERS

Year	Player, Team	TD	FG	PAT	TP
	Kevin Butler, Chi. Bears, NFC.....	0	28	36	120
1985	*Kevin Butler, Chi. Bears, NFC.....	0	31	51	144
	Gary Anderson, Pittsburgh, AFC.....	0	33	40	139
1984	Ray Wersching, San Francisco, NFC.....	0	25	56	131
	Gary Anderson, Pittsburgh, AFC.....	0	24	45	117
1983	Mark Moseley, Washington, NFC.....	0	33	62	161
	Gary Anderson, Pittsburgh, AFC.....	0	27	38	119
1982	*Marcus Allen, L.A. Raiders, AFC.....	14	0	0	84
	Wendell Tyler, L.A. Rams, NFC.....	13	0	0	78
1981	Ed Murray, Detroit, NFC.....	0	25	46	121
	Rafael Septien, Dal. Cowboys, NFC.....	0	27	40	121
	Jim Breech, Cincinnati, AFC.....	0	22	49	115
	Nick Lowery, Kansas City, AFC.....	0	26	37	115
1980	John Smith, New England, AFC.....	0	26	51	129
	*Ed Murray, Detroit, NFC.....	0	27	35	116
1979	John Smith, New England, AFC.....	0	23	46	115
	Mark Moseley, Washington, NFC.....	0	25	39	114
1978	*Frank Corral, L.A. Rams, NFC.....	0	29	31	118
	Pat Leahy, N.Y. Jets, AFC.....	0	22	41	107
1977	Errol Mann, Oak. Raiders, AFC.....	0	20	39	99
	Walter Payton, Chi. Bears, NFC.....	16	0	0	96
1976	Toni Linhart, Bal. Colts, AFC.....	0	20	49	109
	Mark Moseley, Washington, NFC.....	0	22	31	97
1975	O.J. Simpson, Buffalo, AFC.....	23	0	0	138
	Chuck Foreman, Minnesota, NFC.....	22	0	0	132
1974	Chester Marcol, Green Bay, NFC.....	0	25	19	94
	Roy Gerela, Pittsburgh, AFC.....	0	20	33	93
1973	David Ray, L.A. Rams, NFC.....	0	30	40	130
	Roy Gerela, Pittsburgh, AFC.....	0	29	36	123
1972	*Chester Marcol, Green Bay, NFC.....	0	33	29	128
	Bobby Howfield, N.Y. Jets, AFC.....	0	27	40	121
1971	Garo Yepremian, Miami, AFC.....	0	28	33	117
	Curt Knight, Washington, NFC.....	0	29	27	114
1970	Fred Cox, Minnesota, NFC.....	0	30	35	125
	Jan Stenerud, Kansas City, AFC.....	0	32	26	116
1969	Jim Turner, N.Y. Jets, AFL.....	0	32	33	129
	Fred Cox, Minnesota, NFL.....	0	26	43	121
1968	Jim Turner, N.Y. Jets, AFL.....	0	34	43	145
	Leroy Kelly, Cle. Browns, NFL.....	20	0	0	120
1967	Jim Bakken, St.L. Cardinals, NFL.....	0	27	36	117
	George Blanda, Oak. Raiders, AFL.....	0	20	56	116
1966	Gino Cappelletti, Boston, AFL.....	6	16	35	119
	Bruce Gossett, L.A. Rams, NFL.....	0	28	29	113
1965	*Gale Sayers, Chi. Bears, NFL.....	22	0	0	132
	Gino Cappelletti, Boston, AFL.....	9	17	27	132
1964	Gino Cappelletti, Boston, AFL.....	7	25	36	#155
	Lenny Moore, Bal. Colts, NFL.....	20	0	0	120
1963	Gino Cappelletti, Boston, AFL.....	2	22	35	113
	Don Chandler, N.Y. Giants, NFL.....	0	18	52	106
1962	Gene Mingo, Denver, AFL.....	4	27	32	137
	Jim Taylor, Green Bay, NFL.....	19	0	0	114
1961	Gino Cappelletti, Boston, AFL.....	8	17	48	147
	Paul Hornung, Green Bay, NFL.....	10	15	41	146
1960	Paul Hornung, Green Bay, NFL.....	15	15	41	176
	*Gene Mingo, Denver, AFL.....	6	18	33	123
1959	Paul Hornung, Green Bay.....	7	7	31	94
1958	Jim Brown, Cle. Browns.....	18	0	0	108
1957	Sam Baker, Washington.....	1	14	29	77
	Lou Groza, Cle. Browns.....	0	15	32	77
1956	Bobby Layne, Detroit.....	5	12	33	99
1955	Doak Walker, Detroit.....	7	9	27	96
1954	Bobby Walston, Philadelphia.....	11	4	36	114
1953	Gordy Soltau, San Francisco.....	6	10	48	114
1952	Gordy Soltau, San Francisco.....	7	6	34	94
1951	Elroy (Crazylegs) Hirsch, L.A. Rams.....	17	0	0	102
1950	*Doak Walker, Detroit.....	11	8	38	128
1949	Pat Harder, Chi. Cardinals.....	8	3	45	102
	Gene Roberts, N.Y. Giants.....	17	0	0	102
1948	Pat Harder, Chi. Cardinals.....	6	7	53	110
1947	Pat Harder, Chi. Cardinals.....	7	7	39	102
1946	Ted Fritsch, Green Bay.....	10	9	13	100
1945	Steve Van Buren, Philadelphia.....	18	0	2	110
1944	Don Hutson, Green Bay.....	9	0	31	85
1943	Don Hutson, Green Bay.....	12	3	36	117
1942	Don Hutson, Green Bay.....	17	1	33	138

## YEARLY STATISTICAL LEADERS

Year	Player, Team	TD	FG	PAT	TP
1941	Don Hutson, Green Bay	12	1	20	95
1940	Don Hutson, Green Bay	7	0	15	57
1939	Andy Farkas, Washington	11	0	2	68
1938	Clarke Hinkle, Green Bay	7	3	7	58
1937	Jack Manders, Chi. Bears	5	8	15	69
1936	Earl (Dutch) Clark, Detroit	7	4	19	73
1935	Earl (Dutch) Clark, Detroit	6	1	16	55
1934	Jack Manders, Chi. Bears	3	10	31	79
1933	Ken Strong, N.Y. Giants	6	5	13	64
	Glenn Presnell, Portsmouth	6	6	10	64
1932	Earl (Dutch) Clark, Portsmouth	6	3	10	55

*\*First season of professional football.*

*# Cappelletti's total and Faulk's total in 2001 include a two-point conversion*

*## Faulk's total in 2000 includes 2 two-point conversions.*

### ANNUAL TOUCHDOWN LEADERS

Year	Player, Team	TD	Rush	Pass	Ret.
2021	Austin Ekeler, L.A. Chargers, AFC	20	12	8	0
	Jonathan Taylor, Indianapolis, AFC	20	18	2	0
	James Conner, Arizona, NFC	18	15	3	0
2020	Alvin Kamara, New Orleans, NFC	21	16	5	0
	Derrick Henry, Tennessee, AFC	17	17	0	0
	Tyreek Hill, Kansas City, AFC	17	2	15	0
2019	Aaron Jones, Green Bay, NFC	19	16	3	0
	Christian McCaffrey, Carolina, NFC	19	15	4	0
	Derrick Henry, Tennessee, AFC	18	16	2	0
2018	Todd Gurley, L.A. Rams, NFC	21	17	4	0
	Antonio Brown, Pittsburgh, AFC	15	0	15	0
2017	Todd Gurley, L.A. Rams, NFC	19	13	6	0
	DeAndre Hopkins, Hou. Texans, AFC	13	0	13	0
2016	David Johnson, Arizona, NFC	20	16	4	0
	LeGarrette Blount, New England, AFC	18	18	0	0
2015	Brandon Marshall, N.Y. Jets, AFC	14	0	14	0
	Allen Robinson, Jacksonville, AFC	14	0	14	0
	Doug Baldwin, Seattle, NFC	14	0	14	0
	Devonta Freeman, Atlanta, NFC	14	11	3	0
2014	Marshawn Lynch, Seattle, NFC	17	13	4	0
	Antonio Brown, Pittsburgh, AFC	14	0	13	1
	Jamaal Charles, Kansas City, AFC	14	9	5	0
2013	Jamaal Charles, Kansas City, AFC	19	12	7	0
	Jimmy Graham, New Orleans, NFC	16	0	16	0
2012	Arian Foster, Hou. Texans, AFC	17	15	2	0
	James Jones, Green Bay, NFC	14	0	14	0
2011	LeSean McCoy, Philadelphia, NFC	20	17	3	0
	Rob Gronkowski, New England, AFC	18	1	17	0
2010	Arian Foster, Hou. Texans, AFC	18	16	2	0
	Adrian Peterson, Minnesota, NFC	13	12	1	0
2009	Adrian Peterson, Minnesota, NFC	18	18	0	0
	Chris Johnson, Tennessee, AFC	16	14	2	0
	Maurice Jones-Drew, Jacksonville, AFC	16	15	1	0
2008	DeAngelo Williams, Carolina, NFC	20	18	2	0
	Thomas Jones, N.Y. Jets, AFC	15	13	2	0
	LenDale White, Tennessee, AFC	15	15	0	0
2007	Randy Moss, New England, AFC	23	0	23	0
	Terrell Owens, Dal. Cowboys, NFC	15	0	15	0
2006	LaDainian Tomlinson, S.D. Chargers, AFC	31	28	3	0
	Marion Barber, Dal. Cowboys, NFC	16	14	2	0
	Steven Jackson, St.L. Rams, NFC	16	13	3	0
2005	Shaun Alexander, Seattle, NFC	28	27	1	0
	Larry Johnson, Kansas City, AFC	21	20	1	0
2004	Shaun Alexander, Seattle, NFC	20	16	4	0
	LaDainian Tomlinson, S.D. Chargers, AFC	18	17	1	0
2003	Priest Holmes, Kansas City, AFC	27	27	0	0
	Ahman Green, Green Bay, NFC	20	15	5	0
2002	Priest Holmes, Kansas City, AFC	24	21	3	0
	Shaun Alexander, Seattle, NFC	18	16	2	0
2001	Marshall Faulk, St.L. Rams, NFC	21	12	9	0
	Shaun Alexander, Seattle, AFC	16	14	2	0
2000	Marshall Faulk, St.L. Rams, NFC	26	18	8	0
	Edgerrin James, Indianapolis, AFC	18	13	5	0
1999	Stephen Davis, Washington, NFC	17	17	0	0
	*Edgerrin James, Indianapolis, AFC	17	13	4	0
1998	Terrell Davis, Denver, AFC	23	21	2	0
	*Randy Moss, Minnesota, NFC	17	0	17	0

## YEARLY STATISTICAL LEADERS

Year	Player, Team	TD	Rush	Pass	Ret.
1997	Karim Abdul-Jabbar, Miami, AFC	16	15	1	0
	Barry Sanders, Detroit, NFC	14	11	3	0
1996	Terry Allen, Washington, NFC	21	21	0	0
	Curtis Martin, New England, AFC	17	14	3	0
1995	Emmitt Smith, Dal. Cowboys, NFC	25	25	0	0
	Carl Pickens, Cincinnati, AFC	17	0	17	0
1994	Emmitt Smith, Dal. Cowboys, NFC	22	21	1	0
	*Marshall Faulk, Indianapolis, AFC	12	11	1	0
	Natrone Means, S.D. Chargers, AFC	12	12	0	0
1993	Jerry Rice, San Francisco, NFC	16	1	15	0
	Marcus Allen, Kansas City, AFC	15	12	3	0
1992	Emmitt Smith, Dal. Cowboys, NFC	19	18	1	0
	Thurman Thomas, Buffalo, AFC	12	9	3	0
1991	Barry Sanders, Detroit, NFC	17	16	1	0
	Mark Clayton, Miami, AFC	12	0	12	0
	Thurman Thomas, Buffalo, AFC	12	7	5	0
1990	Barry Sanders, Detroit, NFC	16	13	3	0
	Derrick Fenner, Seattle, AFC	15	14	1	0
1989	Dalton Hilliard, New Orleans, NFC	18	13	5	0
	Christian Okoye, Kansas City, AFC	12	12	0	0
	Thurman Thomas, Buffalo, AFC	12	6	6	0
1988	Greg Bell, L.A. Rams, NFC	18	16	2	0
	Eric Dickerson, Indianapolis, AFC	15	14	1	0
	*Ickey Woods, Cincinnati, AFC	15	15	0	0
1987	Jerry Rice, San Francisco, NFC	23	1	22	0
	Johnny Hector, N.Y. Jets, AFC	11	11	0	0
1986	George Rogers, Washington, NFC	18	18	0	0
	Sammy Winder, Denver, AFC	14	9	5	0
1985	Joe Morris, N.Y. Giants, NFC	21	21	0	0
	Louis Lipps, Pittsburgh, AFC	15	1	12	2
1984	Marcus Allen, L.A. Raiders, AFC	18	13	5	0
	Mark Clayton, Miami, AFC	18	0	18	0
	Eric Dickerson, L.A. Rams, NFC	14	14	0	0
	John Riggins, Washington, NFC	14	14	0	0
1983	John Riggins, Washington, NFC	24	24	0	0
	Pete Johnson, Cincinnati, AFC	14	14	0	0
	*Curt Warner, Seattle, AFC	14	13	1	0
1982	*Marcus Allen, L.A. Raiders, AFC	14	11	3	0
	Wendell Tyler, L.A. Rams, NFC	13	9	4	0
1981	Chuck Muncie, S.D. Chargers, AFC	19	19	0	0
	Wendell Tyler, L.A. Rams, NFC	17	12	5	0
1980	*Billy Sims, Detroit, NFC	16	13	3	0
	Earl Campbell, Hou. Oilers, AFC	13	13	0	0
	*Curtis Dickey, Bal. Colts, AFC	13	11	2	0
	John Jefferson, S.D. Chargers, AFC	13	0	13	0
1979	Earl Campbell, Hou. Oilers, AFC	19	19	0	0
	Walter Payton, Chi. Bears, NFC	16	14	2	0
1978	David Sims, Seattle, AFC	15	14	1	0
	Terdell Middleton, Green Bay, NFC	12	11	1	0
1977	Walter Payton, Chi. Bears, NFC	16	14	2	0
	Nat Moore, Miami, AFC	13	1	12	0
1976	Chuck Foreman, Minnesota, NFC	14	13	1	0
	Franco Harris, Pittsburgh, AFC	14	14	0	0
1975	O.J. Simpson, Buffalo, AFC	23	16	7	0
	Chuck Foreman, Minnesota, NFC	22	13	9	0
1974	Chuck Foreman, Minnesota, NFC	15	9	6	0
	Cliff Branch, Oak. Raiders, AFC	13	0	13	0
1973	Larry Brown, Washington, NFC	14	8	6	0
	Floyd Little, Denver, AFC	13	12	1	0
1972	Emerson Boozer, N.Y. Jets, AFC	14	11	3	0
	Ron Johnson, N.Y. Giants, NFC	14	9	5	0
1971	Duane Thomas, Dal. Cowboys, NFC	13	11	2	0
	Leroy Kelly, Cle. Browns, AFC	12	10	2	0
1970	Dick Gordon, Chi. Bears, NFC	13	0	13	0
	MacArthur Lane, St.L. Cardinals, NFC	13	11	2	0
	Gary Garrison, S.D. Chargers, AFC	12	0	12	0
1969	Warren Wells, Oak. Raiders, AFL	14	0	14	0
	Tom Matte, Bal. Colts, NFL	13	11	2	0
	Lance Rentzel, Dal. Cowboys, NFL	13	0	12	1
1968	Leroy Kelly, Cle. Browns, NFL	20	16	4	0
	Warren Wells, Oak. Raiders, AFL	12	1	11	0
1967	Homer Jones, N.Y. Giants, NFL	14	1	13	0
	Emerson Boozer, N.Y. Jets, AFL	13	10	3	0
1966	Leroy Kelly, Cle. Browns, NFL	16	15	1	0
	Dan Reeves, Dal. Cowboys, NFL	16	8	8	0



## YEARLY STATISTICAL LEADERS

Year	Player, Team	TD	Rush	Pass	Ret.
	Lance Alworth, S.D. Chargers, AFL.....	13	0	13	0
1965	*Gale Sayers, Chi. Bears, NFL.....	22	14	6	2
	Lance Alworth, S.D. Chargers, AFL.....	14	0	14	0
	Don Maynard, N.Y. Jets, AFL.....	14	0	14	0
1964	Lenny Moore, Bal. Colts, NFL.....	20	16	3	1
	Lance Alworth, S.D. Chargers, AFL.....	15	2	13	0
1963	Art Powell, Oak. Raiders, AFL.....	16	0	16	0
	Jim Brown, Cle. Browns, NFL.....	15	12	3	0
1962	Abner Haynes, Dal. Texans, AFL.....	19	13	6	0
	Jim Taylor, Green Bay, NFL.....	19	19	0	0
1961	Bill Groman, Hou. Oilers, AFL.....	18	1	17	0
	Jim Taylor, Green Bay, NFL.....	16	15	1	0
1960	Paul Hornung, Green Bay, NFL.....	15	13	2	0
	Sonny Randle, St.L. Cardinals, NFL.....	15	0	15	0
	Art Powell, N.Y. Titans, AFL.....	14	0	14	0
1959	Raymond Berry, Bal. Colts.....	14	0	14	0
	Jim Brown, Cle. Browns.....	14	14	0	0
1958	Jim Brown, Cle. Browns.....	18	17	1	0
1957	Lenny Moore, Bal. Colts.....	11	3	7	1
1956	Rick Casares, Chi. Bears.....	14	12	2	0
1955	*Alan Ameche, Bal. Colts.....	9	9	0	0
	Harlon Hill, Chi. Bears.....	9	0	9	0
1954	*Harlon Hill, Chi. Bears.....	12	0	12	0
1953	Joseph Perry, San Francisco.....	13	10	3	0
1952	Cloyce Box, Detroit.....	15	0	15	0
1951	Elroy (Crazylegs) Hirsch, L.A. Rams.....	17	0	17	0
1950	Bob Shaw, Chi. Cardinals.....	12	9	12	0
1949	Gene Roberts, N.Y. Giants.....	17	9	8	0
1948	Mal Kutner, Chi. Cardinals.....	15	1	14	0
1947	Steve Van Buren, Philadelphia.....	14	13	0	1
1946	Ted Fritsch, Green Bay.....	10	9	1	0
1945	Steve Van Buren, Philadelphia.....	18	15	2	1
1944	Don Hutson, Green Bay.....	9	0	9	0
	Bill Paschal, N.Y. Giants.....	9	9	0	0
1943	Don Hutson, Green Bay.....	12	0	11	1
	*Bill Paschal, N.Y. Giants.....	12	10	2	0
1942	Don Hutson, Green Bay.....	17	0	17	0
1941	Don Hutson, Green Bay.....	12	2	10	0
	George McAfee, Chi. Bears.....	12	6	3	3
1940	John Drake, Cle. Rams.....	9	9	0	0
	Richard Todd, Washington.....	9	4	4	1
1939	Andrew Farkas, Washington.....	11	5	5	1
1938	Don Hutson, Green Bay.....	9	0	9	0
1937	Cliff Battles, Washington.....	7	5	1	1
	Clarke Hinkle, Green Bay.....	7	5	2	0
	Don Hutson, Green Bay.....	7	0	7	0
1936	Don Hutson, Green Bay.....	9	0	8	1
1935	*Don Hutson, Green Bay.....	7	0	6	1
1934	*Beattie Feathers, Chi. Bears.....	9	8	1	0
1933	*Charlie (Buckets) Goldenberg, Green Bay.....	7	4	1	2
	John (Shipwreck) Kelly, Brooklyn.....	7	2	3	2
	*Elvin (Kink) Richards, N.Y. Giants.....	7	4	3	0
1932	Earl (Dutch) Clark, Portsmouth.....	6	3	3	0
	Red Grange, Chi. Bears.....	6	3	3	0

*\*First season of professional football.*

### ANNUAL LEADERS—MOST FIELD GOALS MADE

Year	Player, Team	Att.	Made	Pct.
2021	Daniel Carlson, Las Vegas, AFC.....	43	40	93.0
	Greg Joseph, Minnesota, NFC.....	38	33	86.8
2020	Younghoe Koo, Atlanta, NFC.....	37	39	94.9
	Jason Sanders, Miami, AFC.....	36	39	92.3
2019	Harrison Butker, Kansas City, AFC.....	38	34	89.5
	Wil Lutz, New Orleans, NFC.....	36	32	88.9
2018	Ka'imi Fairbairn, Hou. Texans, AFC.....	42	37	88.1
	Robbie Gould, San Francisco, NFC.....	34	33	97.1
2017	Robbie Gould, San Francisco, NFC.....	41	39	95.1
	*Harrison Butker, Kansas City, AFC.....	42	38	90.5
2016	Justin Tucker, Bal. Ravens, AFC.....	39	38	97.4
	Caleb Sturgis, Philadelphia, NFC.....	41	35	85.4
2015	Blair Walsh, Minnesota, NFC.....	39	34	87.2
	Stephen Gostkowski, New England, AFC.....	36	33	91.7
	Justin Tucker, Bal. Ravens, AFC.....	40	33	82.5
2014	Stephen Gostkowski, New England, AFC.....	37	35	94.6
	*Cody Parkey, Philadelphia, NFC.....	36	32	88.9

## YEARLY STATISTICAL LEADERS

Year	Player, Team	Att.	Made	Pct.
2013	Stephen Gostkowski, New England, AFC	41	38	92.7
	Justin Tucker, Bal. Ravens, AFC	41	38	92.7
	Steven Hauschka, Seattle, NFC	35	33	94.3
	Mason Crosby, Green Bay, NFC	37	33	89.2
2012	*Blair Walsh, Minnesota, NFC	38	35	92.1
	Sebastian Janikowski, Oak. Raiders, AFC	34	31	91.2
	Shayne Graham, Hou. Texans, AFC	38	31	81.6
2011	David Akers, San Francisco, NFC	52	44	84.6
	Mike Nugent, Cincinnati, AFC	38	33	86.8
2010	Josh Brown, St.L. Rams, NFC	39	33	84.6
	Sebastian Janikowski, Oak. Raiders, AFC	41	33	80.5
2009	Nate Kaeding, S.D. Chargers, AFC	35	32	91.4
	David Akers, Philadelphia, NFC	37	32	86.5
2008	Stephen Gostkowski, New England, AFC	40	36	90.0
	John Carney, N.Y. Giants, NFC	38	35	92.1
2007	Rob Bironas, Tennessee, AFC	39	35	89.7
	*Mason Crosby, Green Bay, NFC	39	31	79.5
	Robbie Gould, Chi. Bears, NFC	36	31	86.1
2006	Robbie Gould, Chi. Bears, NFC	36	32	88.9
	Jeff Wilkins, St.L. Rams, NFC	37	32	86.5
	Matt Stover, Bal. Ravens, AFC	30	28	93.3
2005	Neil Rackers, Arizona, NFC	42	40	95.2
	Matt Stover, Bal. Ravens, AFC	34	30	88.2
2004	Adam Vinatieri, New England, AFC	33	31	93.9
	David Akers, Philadelphia, NFC	32	27	84.4
2003	Jeff Wilkins, St.L. Rams, NFC	42	39	92.9
	Mike Vanderjagt, Indianapolis, AFC	37	37	100.0
2002	Jay Feely, Atlanta, NFC	40	32	80.0
	Martin Gramatica, Tampa Bay, NFC	39	32	82.1
	Adam Vinatieri, New England, AFC	30	27	90.0
2001	Jason Elam, Denver, AFC	36	31	86.1
	*Jay Feely, Atlanta, NFC	37	29	78.4
2000	Matt Stover, Bal. Ravens, AFC	39	35	89.7
	Ryan Longwell, Green Bay, NFC	38	33	86.8
1999	Olindo Mare, Miami, AFC	46	39	84.8
	*Martin Gramatica, Tampa Bay, NFC	32	27	84.4
1998	Al Del Greco, Tennessee, AFC	39	36	92.3
	Gary Anderson, Minnesota, NFC	35	35	100.0
1997	Richie Cunningham, Dal. Cowboys, NFC	37	34	91.9
	Cary Blanchard, Indianapolis, AFC	41	32	78.1
1996	John Kasay, Carolina, NFC	45	37	82.2
	Cary Blanchard, Indianapolis, AFC	40	36	90.0
1995	Norm Johnson, Pittsburgh, AFC	41	34	82.9
	Morten Andersen, Atlanta, NFC	37	31	83.8
1994	John Carney, S.D. Chargers, AFC	38	34	89.5
	Fuad Reveiz, Minnesota, NFC	39	34	87.2
1993	Jeff Jaeger, L.A. Raiders, AFC	44	35	79.5
	Jason Hanson, Detroit, NFC	43	34	79.1
1992	Pete Stoyanovich, Miami, AFC	37	30	81.1
	Chip Lohmiller, Washington, NFC	40	30	75.0
1991	Pete Stoyanovich, Miami, AFC	37	31	83.8
	Chip Lohmiller, Washington, NFC	43	31	72.1
1990	Nick Lowery, Kansas City, AFC	37	34	91.9
	Chip Lohmiller, Washington, NFC	40	30	75.0
1989	Rich Karlis, Minnesota, NFC	39	31	79.5
	*David Treadwell, Denver, AFC	33	27	81.8
1988	Scott Norwood, Buffalo, AFC	37	32	86.5
	Mike Cofer, San Francisco, NFC	38	27	71.1
1987	Morten Andersen, New Orleans, NFC	36	28	77.8
	Dean Biasucci, Indianapolis, AFC	27	24	88.9
	Jim Breech, Cincinnati, AFC	30	24	80.0
1986	Tony Franklin, New England, AFC	41	32	78.0
	Kevin Butler, Chi. Bears, NFC	41	28	68.3
1985	Gary Anderson, Pittsburgh, AFC	42	33	78.6
	Morten Andersen, New Orleans, NFC	35	31	88.6
	*Kevin Butler, Chi. Bears, NFC	37	31	83.8
1984	*Paul McFadden, Philadelphia, NFC	37	30	81.1
	Gary Anderson, Pittsburgh, AFC	32	24	75.0
	Matt Bahr, Cle. Browns, AFC	32	24	75.0
1983	*Ali-Haji-Sheikh, N.Y. Giants, NFC	42	35	83.3
	*Raul Allegre, Bal. Colts, AFC	35	30	85.7
1982	Mark Moseley, Washington, NFC	21	20	95.2
	Nick Lowery, Kansas City, AFC	24	19	79.2
1981	Rafael Septien, Dal. Cowboys, NFC	35	27	77.1

## YEARLY STATISTICAL LEADERS

Year	Player, Team	Att.	Made	Pct.
	Nick Lowery, Kansas City, AFC.....	36	26	72.2
1980	*Ed Murray, Detroit, NFC.....	42	27	64.3
	John Smith, New England, AFC.....	34	26	76.5
	Fred Steinfort, Denver, AFC.....	34	26	76.5
1979	Mark Moseley, Washington, NFC.....	33	25	75.8
	John Smith, New England, AFC.....	33	23	69.7
1978	*Frank Corral, L.A. Rams, NFC.....	43	29	67.4
	Pat Leahy, N.Y. Jets, AFC.....	30	22	73.3
1977	Mark Moseley, Washington, NFC.....	37	21	56.8
	Errol Mann, Oak. Raiders, AFC.....	28	20	71.4
1976	Mark Moseley, Washington, NFC.....	34	22	64.7
	Jan Stenerud, Kansas City, AFC.....	38	21	55.3
1975	Jan Stenerud, Kansas City, AFC.....	32	22	68.8
	Toni Fritsch, Dal. Cowboys, NFC.....	35	22	62.9
1974	Chester Marcol, Green Bay, NFC.....	39	25	64.1
	Roy Gerela, Pittsburgh, AFC.....	29	20	69.0
1973	David Ray, L.A. Rams, NFC.....	47	30	63.8
	Roy Gerela, Pittsburgh, AFC.....	43	29	67.4
1972	*Chester Marcol, Green Bay, NFC.....	48	33	68.8
	Roy Gerela, Pittsburgh, AFC.....	41	28	68.3
1971	Curt Knight, Washington, NFC.....	49	29	59.2
	Garo Yepremian, Miami, AFC.....	40	28	70.0
1970	Jan Stenerud, Kansas City, AFC.....	42	30	71.4
	Fred Cox, Minnesota, NFC.....	46	30	65.2
1969	Jim Turner, N.Y. Jets, AFL.....	47	32	68.1
	Fred Cox, Minnesota, NFL.....	37	26	70.3
1968	Jim Turner, N.Y. Jets, AFL.....	46	34	73.9
	Mac Percival, Chi. Bears, NFL.....	36	25	69.4
1967	Jim Bakken, St.L. Cardinals, NFL.....	39	27	69.2
	Jan Stenerud, Kansas City, AFL.....	36	21	58.3
1966	Bruce Gossett, L.A. Rams, NFL.....	49	28	57.1
	Mike Mercer, Oak. Raiders-Kansas City, AFL.....	30	21	70.0
1965	Pete Gogolak, Buffalo, AFL.....	46	28	60.9
	Fred Cox, Minnesota, NFL.....	35	23	65.7
1964	Jim Bakken, St.L. Cardinals, NFL.....	38	25	65.8
	Gino Cappelletti, Boston, AFL.....	39	25	64.1
1963	Jim Martin, Bal. Colts, NFL.....	39	24	61.5
	Gino Cappelletti, Boston, AFL.....	38	22	57.9
1962	Gene Mingo, Denver, AFL.....	39	27	69.2
	Lou Michaels, Pittsburgh, NFL.....	42	26	61.9
1961	Steve Myhra, Bal. Colts, NFL.....	39	21	53.8
	Gino Cappelletti, Boston, AFL.....	32	17	53.1
1960	Tommy Davis, San Francisco, NFL.....	32	19	59.4
	*Gene Mingo, Denver, AFL.....	28	18	64.3
1959	Pat Summerall, N.Y. Giants.....	29	20	69.0
1958	Paige Cothren, L.A. Rams.....	25	14	56.0
	*Tom Miner, Pittsburgh.....	28	14	50.0
1957	Lou Groza, Cle. Browns.....	22	15	68.2
1956	Sam Baker, Washington.....	25	17	68.0
1955	Fred Cone, Green Bay.....	24	16	66.7
1954	Lou Groza, Cle. Browns.....	24	16	66.7
1953	Lou Groza, Cle. Browns.....	26	23	88.5
1952	Lou Groza, Cle. Browns.....	33	19	57.6
1951	Bob Waterfield, L.A. Rams.....	23	13	56.5
1950	Lou Groza, Cle. Browns.....	19	13	68.4
1949	Cliff Patton, Philadelphia.....	18	9	50.0
	Bob Waterfield, L.A. Rams.....	16	9	56.3
1948	Cliff Patton, Philadelphia.....	12	8	66.7
1947	Ward Cuff, Green Bay.....	16	7	43.8
	Pat Harder, Chi. Cardinals.....	10	7	70.0
	Bob Waterfield, L.A. Rams.....	16	7	43.8
1946	Ted Fritsch, Green Bay.....	17	9	52.9
1945	Joe Aguirre, Washington.....	13	7	53.8
1944	Ken Strong, N.Y. Giants.....	12	6	50.0
1943	Ward Cuff, N.Y. Giants.....	9	3	33.3
	Don Hutson, Green Bay.....	5	3	60.0
1942	Bill Daddio, Chi. Cardinals.....	10	5	50.0
1941	Clarke Hinkle, Green Bay.....	14	6	42.9
1940	Clarke Hinkle, Green Bay.....	14	9	64.3
1939	Ward Cuff, N.Y. Giants.....	16	7	43.8
1938	Ward Cuff, N.Y. Giants.....	9	5	55.6
	Ralph Kercheval, Brooklyn.....	13	5	38.5
1937	Jack Manders, Chi. Bears.....	8	8	100.0
1936	Jack Manders, Chi. Bears.....	7	7	100.0
	Armand Niccolai, Pittsburgh.....	7	7	100.0

## YEARLY STATISTICAL LEADERS

1935	Armand Niccolai, Pittsburgh.....	6
	Bill Smith, Chi. Cardinals.....	6
1934	Jack Manders, Chi. Bears.....	10
1933	*Jack Manders, Chi. Bears.....	6
	Glenn Presnell, Portsmouth.....	6
1932	Earl (Dutch) Clark, Portsmouth.....	3

*\*First season of professional football.*

### ANNUAL RUSHING LEADERS

Year	Player, Team	Att.	Yards	Avg.	TD
2021	Jonathan Taylor, Indianapolis, AFC.....	332	1,811	5.5	18
	Dalvin Cook, Minnesota, NFC.....	249	1,159	4.7	6
2020	Derrick Henry, Tennessee, AFC.....	378	2,027	5.4	17
	Dalvin Cook, Minnesota, NFC.....	312	1,557	5.0	16
2019	Derrick Henry, Tennessee, AFC.....	303	1,540	5.1	16
	Christian McCaffrey, Carolina, NFC.....	287	1,387	4.8	15
2018	Ezekiel Elliott, Dal. Cowboys, NFC.....	304	1,434	4.7	6
	Joe Mixon, Cincinnati, AFC.....	237	1,168	4.9	8
2017	*Kareem Hunt, Kansas City, AFC.....	272	1,327	4.9	8
	Todd Gurley, L.A. Rams, NFC.....	279	1,305	4.7	13
2016	*Ezekiel Elliott, Dal. Cowboys, NFC.....	322	1,631	5.1	15
	DeMarco Murray, Tennessee, AFC.....	293	1,287	4.4	9
2015	Adrian Peterson, Minnesota, NFC.....	327	1,485	4.5	11
	Chris Ivory, N.Y. Jets, AFC.....	247	1,070	4.3	7
2014	DeMarco Murray, Dal. Cowboys, NFC.....	392	1,845	4.7	13
	Le'Veon Bell, Pittsburgh, AFC.....	290	1,361	4.7	8
2013	LeSean McCoy, Philadelphia, NFC.....	314	1,607	5.1	9
	Jamaal Charles, Kansas City, AFC.....	259	1,287	5.0	12
2012	Adrian Peterson, Minnesota, NFC.....	348	2,097	6.0	12
	Jamaal Charles, Kansas City, AFC.....	285	1,509	5.3	5
2011	Maurice Jones-Drew, Jacksonville, AFC.....	343	1,606	4.7	8
	Michael Turner, Atlanta, NFC.....	301	1,340	4.5	11
2010	Arian Foster, Hou. Texans, AFC.....	327	1,616	4.9	16
	Michael Turner, Atlanta, NFC.....	334	1,371	4.1	12
2009	Chris Johnson, Tennessee, AFC.....	358	2,006	5.6	14
	Steven Jackson, St.L. Rams, NFC.....	324	1,416	4.4	4
2008	Adrian Peterson, Minnesota, NFC.....	363	1,760	4.9	10
	Thomas Jones, N.Y. Jets, AFC.....	290	1,312	4.5	13
2007	LaDainian Tomlinson, S.D. Chargers, AFC.....	315	1,474	4.7	15
	*Adrian Peterson, Minnesota, NFC.....	238	1,341	5.6	12
2006	LaDainian Tomlinson, S.D. Chargers, AFC.....	348	1,815	5.2	28
	Frank Gore, San Francisco, NFC.....	312	1,695	5.4	8
2005	Shaun Alexander, Seattle, NFC.....	370	1,880	5.1	27
	Larry Johnson, Kansas City, AFC.....	336	1,750	5.2	20
2004	Curtis Martin, N.Y. Jets, AFC.....	371	1,697	4.6	12
	Shaun Alexander, Seattle, NFC.....	353	1,696	4.8	16
2003	Jamal Lewis, Bal. Ravens, AFC.....	387	2,066	5.3	14
	Ahman Green, Green Bay, NFC.....	355	1,883	5.3	15
2002	Ricky Williams, Miami, AFC.....	383	1,853	4.8	16
	Deuce McAllister, New Orleans, NFC.....	325	1,388	4.3	13
2001	Priest Holmes, Kansas City, AFC.....	327	1,555	4.8	8
	Stephen Davis, Washington, NFC.....	356	1,432	4.0	5
2000	Edgerrin James, Indianapolis, AFC.....	387	1,709	4.4	13
	Robert Smith, Minnesota, NFC.....	295	1,521	5.2	7
1999	*Edgerrin James, Indianapolis, AFC.....	369	1,553	4.2	13
	Stephen Davis, Washington, NFC.....	290	1,405	4.8	17
1998	Terrell Davis, Denver, AFC.....	392	2,008	5.1	21
	Jamal Anderson, Atlanta, NFC.....	410	1,846	4.5	14
1997	Barry Sanders, Detroit, NFC.....	335	2,053	6.1	11
	Terrell Davis, Denver, AFC.....	369	1,750	4.7	15
1996	Barry Sanders, Detroit, NFC.....	307	1,553	5.1	11
	Terrell Davis, Denver, AFC.....	345	1,538	4.5	13
1995	Emmitt Smith, Dal. Cowboys, NFC.....	377	1,773	4.7	25
	*Curtis Martin, New England, AFC.....	368	1,487	4.0	14
1994	Barry Sanders, Detroit, NFC.....	331	1,883	5.7	7
	Chris Warren, Seattle, AFC.....	333	1,545	4.6	9
1993	Emmitt Smith, Dal. Cowboys, NFC.....	283	1,486	5.3	9
	Thurman Thomas, Buffalo, AFC.....	355	1,315	3.7	6
1992	Emmitt Smith, Dal. Cowboys, NFC.....	373	1,713	4.6	18
	Barry Foster, Pittsburgh, AFC.....	390	1,690	4.3	11
1991	Emmitt Smith, Dal. Cowboys, NFC.....	365	1,563	4.3	12
	Thurman Thomas, Buffalo, AFC.....	288	1,407	4.9	7
1990	Barry Sanders, Detroit, NFC.....	255	1,304	5.1	13
	Thurman Thomas, Buffalo, AFC.....	271	1,297	4.8	11
1989	Christian Okoye, Kansas City, AFC.....	370	1,480	4.0	12
	*Barry Sanders, Detroit, NFC.....	280	1,470	5.3	14

## YEARLY STATISTICAL LEADERS

Year	Player, Team	Att.	Yards	Avg.	TD
1988	Eric Dickerson, Indianapolis, AFC	388	1,659	4.3	14
	Herschel Walker, Dal. Cowboys, NFC	361	1,514	4.2	5
1987	Charles White, L.A. Rams, NFC	324	1,374	4.2	11
	Eric Dickerson, Indianapolis, AFC	223	1,011	4.5	5
1986	Eric Dickerson, L.A. Rams, NFC	404	1,821	4.5	11
	Curt Warner, Seattle, AFC	319	1,481	4.6	13
1985	Marcus Allen, L.A. Raiders, AFC	380	1,759	4.6	11
	Gerald Riggs, Atlanta, NFC	397	1,719	4.3	10
1984	Eric Dickerson, L.A. Rams, NFC	379	2,105	5.6	14
	Earnest Jackson, S.D. Chargers, AFC	296	1,179	4.0	8
1983	*Eric Dickerson, L.A. Rams, NFC	390	1,808	4.6	18
	*Curt Warner, Seattle, AFC	335	1,449	4.3	13
1982	Freeman McNeil, N.Y. Jets, AFC	151	786	5.2	6
	Tony Dorsett, Dal. Cowboys, NFC	177	745	4.2	5
1981	*George Rogers, New Orleans, NFC	378	1,674	4.4	13
	Earl Campbell, Hou. Oilers, AFC	361	1,376	3.8	10
1980	Earl Campbell, Hou. Oilers, AFC	373	1,934	5.2	13
	Walter Payton, Chi. Bears, NFC	317	1,460	4.6	6
1979	Earl Campbell, Hou. Oilers, AFC	368	1,697	4.6	19
	Walter Payton, Chi. Bears, NFC	369	1,610	4.4	14
1978	*Earl Campbell, Hou. Oilers, AFC	302	1,450	4.8	13
	Walter Payton, Chi. Bears, NFC	333	1,395	4.2	11
1977	Walter Payton, Chi. Bears, NFC	339	1,852	5.5	14
	Mark van Eeghen, Oak. Raiders, AFC	324	1,273	3.9	7
1976	O.J. Simpson, Buffalo, AFC	290	1,503	5.2	8
	Walter Payton, Chi. Bears, NFC	311	1,390	4.5	13
1975	O.J. Simpson, Buffalo, AFC	329	1,817	5.5	16
	Jim Otis, St.L. Cardinals, NFC	269	1,076	4.0	5
1974	Otis Armstrong, Denver, AFC	263	1,407	5.3	9
	Lawrence McCutcheon, L.A. Rams, NFC	236	1,109	4.7	3
1973	O.J. Simpson, Buffalo, AFC	332	2,003	6.0	12
	John Brockington, Green Bay, NFC	265	1,144	4.3	3
1972	O.J. Simpson, Buffalo, AFC	292	1,251	4.3	6
	Larry Brown, Washington, NFC	285	1,216	4.3	8
1971	Floyd Little, Denver, AFC	284	1,133	4.0	6
	*John Brockington, Green Bay, NFC	216	1,105	5.1	4
1970	Larry Brown, Washington, NFC	237	1,125	4.7	5
	Floyd Little, Denver, AFC	209	901	4.3	3
1969	Gale Sayers, Chi. Bears, NFL	236	1,032	4.4	8
	Dickie Post, S.D. Chargers, AFL	182	873	4.8	6
1968	Leroy Kelly, Cle. Browns, NFL	248	1,239	5.0	16
	*Paul Robinson, Cincinnati, AFL	238	1,023	4.3	8
1967	Jim Nance, Boston, AFL	269	1,216	4.5	7
	Leroy Kelly, Cle. Browns, NFL	235	1,205	5.1	11
1966	Jim Nance, Boston, AFL	299	1,458	4.9	11
	Gale Sayers, Chi. Bears, NFL	229	1,231	5.4	8
1965	Jim Brown, Cle. Browns, NFL	289	1,544	5.3	17
	Paul Lowe, S.D. Chargers, AFL	222	1,121	5.0	7
1964	Jim Brown, Cle. Browns, NFL	280	1,446	5.2	7
	Cookie Gilchrist, Buffalo, AFL	230	981	4.3	6
1963	Jim Brown, Cle. Browns, NFL	291	1,863	6.4	12
	Clem Daniels, Oak. Raiders, AFL	215	1,099	5.1	3
1962	Jim Taylor, Green Bay, NFL	272	1,474	5.4	19
	Cookie Gilchrist, Buffalo, AFL	214	1,096	5.1	13
1961	Jim Brown, Cle. Browns, NFL	305	1,408	4.6	8
	Billy Cannon, Hou. Oilers, AFL	200	948	4.7	6
1960	Jim Brown, Cle. Browns, NFL	215	1,257	5.8	9
	*Abner Haynes, Dal. Texans, AFL	156	875	5.6	9
1959	Jim Brown, Cle. Browns	290	1,329	4.6	14
1958	Jim Brown, Cle. Browns	257	1,527	5.9	17
1957	*Jim Brown, Cle. Browns	202	942	4.7	9
1956	Rick Casares, Chi. Bears	234	1,126	4.8	12
1955	*Alan Ameche, Bal. Colts	213	961	4.5	9
1954	Joe Perry, San Francisco	173	1,049	6.1	8
1953	Joe Perry, San Francisco	192	1,018	5.3	10
1952	Dan Towler, L.A. Rams	156	894	5.7	10
1951	Eddie Price, N.Y. Giants	271	971	3.6	7
1950	Marion Motley, Cle. Browns	140	810	5.8	3
1949	Steve Van Buren, Philadelphia	263	1,146	4.4	11
1948	Steve Van Buren, Philadelphia	201	945	4.7	10
1947	Steve Van Buren, Philadelphia	217	1,008	4.6	13
1946	Bill Dudley, Pittsburgh	146	604	4.1	3
1945	Steve Van Buren, Philadelphia	143	832	5.8	15
1944	Bill Paschal, N.Y. Giants	196	737	3.8	9
1943	*Bill Paschal, N.Y. Giants	147	572	3.9	10

## YEARLY STATISTICAL LEADERS

Year	Player, Team	Att.	Comp.	Yards	TD	Int.	Rating
1942	*Bill Dudley, Pittsburgh	162	696		4.3		5
1941	Clarence (Pug) Manders, Brooklyn	111	486		4.4		5
1940	Byron (Whizzer) White, Detroit	146	514		3.5		5
1939	*Bill Osmanski, Chi. Bears	121	699		5.8		7
1938	*Byron (Whizzer) White, Pittsburgh	152	567		3.7		4
1937	Cliff Battles, Washington	216	874		4.0		5
1936	*Alphonse (Tuffy) Leemans, N.Y. Giants	206	830		4.0		2
1935	Doug Russell, Chi. Cardinals	140	499		3.6		0
1934	*Beattie Feathers, Chi. Bears	119	1,004		8.4		8
1933	Jim Musick, Boston	173	809		4.7		5
1932	*Cliff Battles, Boston	148	576		3.9		3

*\*First season of professional football.*

### ANNUAL PASSING LEADERS

(Current rating system implemented in 1973)

Year	Player, Team	Att.	Comp.	Yards	TD	Int.	Rating
2021	Aaron Rodgers, Green Bay, NFC	531	366	4,115	37	4	111.9
	Joe Burrow, Cincinnati, AFC	520	366	4,611	34	14	108.3
2020	Aaron Rodgers, Green Bay, NFC	526	372	4,299	48	5	121.5
	Deshaun Watson, Hou. Texans, AFC	544	382	4,823	33	7	112.4
2019	Ryan Tannehill, Tennessee, AFC	286	201	2,742	22	6	117.5
	Drew Brees, New Orleans, NFC	378	281	2,979	27	4	116.3
2018	Drew Brees, New Orleans, NFC	489	364	3,992	32	5	115.7
	Patrick Mahomes, Kansas City, AFC	580	383	5,097	50	12	113.8
2017	Alex Smith, Kansas City, AFC	505	341	4,042	26	5	104.7
	Drew Brees, New Orleans, NFC	536	386	4,334	23	8	103.9
2016	Matt Ryan, Atlanta, NFC	534	373	4,944	38	7	117.1
	Tom Brady, New England, AFC	432	291	3,554	28	2	112.2
2015	Russell Wilson, Seattle, NFC	483	329	4,024	34	8	110.1
	Andy Dalton, Cincinnati, AFC	386	255	3,250	25	7	106.3
2014	Tony Romo, Dal. Cowboys, NFC	435	304	3,705	34	9	113.2
	Ben Roethlisberger, Pittsburgh, AFC	608	408	4,952	32	9	103.3
2013	Nick Foles, Philadelphia, NFC	317	203	2,891	27	2	119.2
	Peyton Manning, Denver, AFC	659	450	5,477	55	10	115.1
2012	Aaron Rodgers, Green Bay, NFC	552	371	4,295	39	8	108.0
	Peyton Manning, Denver, AFC	583	400	4,659	37	11	105.8
2011	Aaron Rodgers, Green Bay, NFC	502	343	4,643	45	6	122.5
	Tom Brady, New England, AFC	611	401	5,235	39	12	105.6
2010	Tom Brady, New England, AFC	492	324	3,900	36	4	111.0
	Aaron Rodgers, Green Bay, NFC	475	312	3,922	28	11	101.2
2009	Drew Brees, New Orleans, NFC	514	363	4,388	34	11	109.6
	Philip Rivers, San Diego, AFC	486	317	4,254	28	9	104.4
2008	Philip Rivers, S.D. Chargers, AFC	478	312	4,009	34	11	105.5
	Kurt Warner, Arizona, NFC	598	401	4,583	30	14	96.9
2007	Tom Brady, New England, AFC	578	398	4,806	50	8	117.2
	Tony Romo, Dal. Cowboys, NFC	520	335	4,211	36	19	97.4
2006	Peyton Manning, Indianapolis, AFC	557	362	4,397	31	9	101.0
	Drew Brees, New Orleans, NFC	554	356	4,418	26	11	96.2
2005	Peyton Manning, Indianapolis, AFC	453	305	3,747	28	10	104.1
	Matt Hasselbeck, Seattle, NFC	449	294	3,459	24	9	98.2
2004	Peyton Manning, Indianapolis, AFC	497	336	4,557	49	10	121.1
	Daunte Culpepper, Minnesota, NFC	548	379	4,717	39	11	110.9
2003	Steve McNair, Tennessee, AFC	400	250	3,215	24	7	100.4
	Daunte Culpepper, Minnesota, NFC	454	295	3,479	25	11	96.4
2002	Chad Pennington, N.Y. Jets, AFC	399	275	3,120	22	6	104.2
	Brad Johnson, Tampa Bay, NFC	451	281	3,049	22	6	92.9
2001	Kurt Warner, St.L. Rams, NFC	546	375	4,830	36	22	101.4
	Rich Gannon, Oak. Raiders, AFC	549	361	3,828	27	9	95.5
2000	Brian Griese, Denver, AFC	336	216	2,688	19	4	102.9
	Trent Green, St.L. Rams, NFC	240	145	2,063	16	5	101.8
1999	Kurt Warner, St.L. Rams, NFC	499	325	4,353	41	13	109.2
	Peyton Manning, Indianapolis, AFC	533	331	4,135	26	15	90.7
1998	Randall Cunningham, Minnesota, NFC	425	259	3,704	34	10	106.0
	Vinny Testaverde, N.Y. Jets, AFC	421	259	3,256	29	7	101.6
1997	Steve Young, San Francisco, NFC	356	241	3,029	19	6	104.7
	Mark Brunell, Jacksonville, AFC	435	264	3,281	18	7	91.2
1996	Steve Young, San Francisco, NFC	316	214	2,410	14	6	97.2
	John Elway, Denver, AFC	466	287	3,328	26	14	89.2
1995	Jim Harbaugh, Indianapolis, AFC	314	200	2,575	17	5	100.7
	Brett Favre, Green Bay, NFC	570	359	4,413	38	13	99.5
1994	Steve Young, San Francisco, NFC	461	324	3,969	35	10	112.8
	Dan Marino, Miami, AFC	615	385	4,453	30	17	89.2
1993	Steve Young, San Francisco, NFC	462	314	4,023	29	16	101.5
	John Elway, Denver, AFC	551	348	4,030	25	10	92.8

## YEARLY STATISTICAL LEADERS

Year	Player, Team	Att.	Comp.	Yards	TD	Int.	Rating
1992	Steve Young, San Francisco, NFC	402	268	3,465	25	7	107.0
	Warren Moon, Hou. Oilers, AFC	346	224	2,521	18	12	89.3
1991	Steve Young, San Francisco, NFC	279	180	2,517	17	8	101.8
	Jim Kelly, Buffalo, AFC	474	304	3,844	33	17	97.6
1990	Jim Kelly, Buffalo, AFC	346	219	2,829	24	9	101.2
	Phil Simms, N.Y. Giants, NFC	311	184	2,284	15	4	92.7
1989	Joe Montana, San Francisco, NFC	386	271	3,521	26	8	112.4
	Boomer Esiason, Cincinnati, AFC	455	258	3,525	28	11	92.1
1988	Boomer Esiason, Cincinnati, AFC	388	223	3,572	28	14	97.4
	Wade Wilson, Minnesota, NFC	332	204	2,746	15	9	91.5
1987	Joe Montana, San Francisco, NFC	398	266	3,054	31	13	102.1
	Bernie Kosar, Cle. Browns, AFC	389	241	3,033	22	9	95.4
1986	Tommy Kramer, Minnesota, NFC	372	208	3,000	24	10	92.6
	Dan Marino, Miami, AFC	623	378	4,746	44	23	92.5
1985	Ken O'Brien, N.Y. Jets, AFC	488	297	3,888	25	8	96.2
	Joe Montana, San Francisco, NFC	494	303	3,653	27	13	91.3
1984	Dan Marino, Miami, AFC	564	362	5,084	48	17	108.9
	Joe Montana, San Francisco, NFC	432	279	3,630	28	10	102.9
1983	Steve Bartkowski, Atlanta, AFC	432	274	3,167	22	5	97.6
	*Dan Marino, Miami, AFC	296	173	2,210	20	6	96.0
1982	Ken Anderson, Cincinnati, AFC	309	218	2,495	12	9	95.3
	Joe Theismann, Washington, NFC	252	161	2,033	13	9	91.3
1981	Ken Anderson, Cincinnati, AFC	479	300	3,754	29	10	98.4
	Joe Montana, San Francisco, NFC	488	311	3,565	19	12	88.4
1980	Brian Sipe, Cle. Browns, AFC	554	337	4,132	30	14	91.4
	Ron Jaworski, Philadelphia, NFC	451	257	3,529	27	12	91.0
1979	Roger Staubach, Dal. Cowboys, NFC	461	267	3,586	27	11	92.3
	Dan Fouts, San Diego, AFC	530	332	4,082	24	24	82.6
1978	Roger Staubach, Dal. Cowboys, NFC	413	231	3,190	25	16	84.9
	Terry Bradshaw, Pittsburgh, AFC	368	207	2,915	28	20	84.7
1977	Bob Griese, Miami, AFC	307	180	2,252	22	13	87.8
	Roger Staubach, Dal. Cowboys, NFC	361	210	2,620	18	9	87.0
1976	Ken Stabler, Oak. Raiders, AFC	291	194	2,737	27	17	103.4
	James Harris, L.A. Rams, NFC	158	91	1,460	8	6	89.6
1975	Ken Anderson, Cincinnati, AFC	377	228	3,169	21	11	93.9
	Fran Tarkenton, Minnesota, NFC	425	273	2,994	25	13	91.8
1974	Ken Anderson, Cincinnati, AFC	328	213	2,667	18	10	95.7
	Sonny Jurgensen, Washington, NFC	167	107	1,185	11	5	94.5
1973	Roger Staubach, Dal. Cowboys, NFC	286	179	2,428	23	15	94.6
	Ken Stabler, Oak. Raiders, AFC	260	163	1,997	14	10	88.3
1972	Norm Snead, N.Y. Giants, NFC	325	196	2,307	17	12	
	Earl Morrall, Miami, AFC	150	83	1,360	11	7	
1971	Roger Staubach, Dal. Cowboys, NFC	211	126	1,882	15	4	
	Bob Griese, Miami, AFC	263	145	2,089	19	9	
1970	John Brodie, San Francisco, NFC	378	223	2,941	24	10	
	Daryle Lamonica, Oak. Raiders, AFC	356	179	2,516	22	15	
1969	Sonny Jurgensen, Washington, NFL	442	274	3,102	22	15	
	*Greg Cook, Cincinnati, AFL	197	106	1,854	15	11	
1968	Len Dawson, Kansas City, AFL	224	131	2,109	17	9	
	Earl Morrall, Bal. Colts, NFL	317	182	2,909	26	17	
1967	Sonny Jurgensen, Washington, NFL	508	288	3,747	31	16	
	Daryle Lamonica, Oak. Raiders, AFL	425	220	3,228	30	20	
1966	Bart Starr, Green Bay, NFL	251	156	2,257	14	3	
	Len Dawson, Kansas City, AFL	284	159	2,527	26	10	
1965	Rudy Bukich, Chi. Bears, NFL	312	176	2,641	20	9	
	John Hadl, S.D. Chargers, AFL	348	174	2,798	20	21	
1964	Len Dawson, Kansas City, AFL	354	199	2,879	30	18	
	Bart Starr, Green Bay, NFL	272	163	2,144	15	4	
1963	Y.A. Tittle, N.Y. Giants, NFL	367	221	3,145	36	14	
	Tobin Rote, S.D. Chargers, AFL	286	170	2,510	20	17	
1962	Len Dawson, Dal. Texans, AFL	310	189	2,759	29	17	
	Bart Starr, Green Bay, NFL	285	178	2,438	12	9	
1961	George Blanda, Hou. Oilers, AFL	362	187	3,330	36	22	
	Milt Plum, Cle. Browns, NFL	302	177	2,416	18	10	
1960	Milt Plum, Cle. Browns, NFL	250	151	2,297	21	5	
	Jack Kemp, L.A. Chargers, AFL	406	211	3,018	20	25	
1959	Charlie Conerly, N.Y. Giants	194	113	1,706	14	4	
1958	Eddie LeBaron, Washington	145	79	1,365	11	10	
1957	Tommy O'Connell, Cle. Browns	110	63	1,229	9	8	
1956	Ed Brown, Chi. Bears	168	96	1,667	11	12	
1955	Otto Graham, Cle. Browns	185	98	1,721	15	8	
1954	Norm Van Brocklin, L.A. Rams	260	139	2,637	13	21	
1953	Otto Graham, Cle. Browns	258	167	2,722	11	9	

## YEARLY STATISTICAL LEADERS

Year	Player, Team	Att.	Comp.	Yards	TD	Int.	Rating
1952	Norm Van Brocklin, L.A. Rams	205	113	1,736	14	17	
1951	Bob Waterfield, L.A. Rams	176	88	1,566	13	10	
1950	Norm Van Brocklin, L.A. Rams	233	127	2,061	18	14	
1949	Sammy Baugh, Washington	255	145	1,903	18	14	
1948	Tommy Thompson, Philadelphia	246	141	1,965	25	11	
1947	Sammy Baugh, Washington	354	210	2,938	25	15	
1946	Bob Waterfield, L.A. Rams	251	127	1,747	18	17	
1945	Sammy Baugh, Washington	182	128	1,669	11	4	
	Sid Luckman, Chi. Bears	217	117	1,725	14	10	
1944	Frank Filchock, Washington	147	84	1,139	13	9	
1943	Sammy Baugh, Washington	239	133	1,754	23	19	
1942	Cecil Isbell, Green Bay	268	146	2,021	24	14	
1941	Cecil Isbell, Green Bay	206	117	1,479	15	11	
1940	Sammy Baugh, Washington	177	111	1,367	12	10	
1939	*Parker Hall, Cle. Rams	208	106	1,227	9	13	
1938	Ed Danowski, N.Y. Giants	129	70	848	7	8	
1937	*Sammy Baugh, Washington	171	81	1,127	8	14	
1936	Arnie Herber, Green Bay	173	77	1,239	11	13	
1935	Ed Danowski, N.Y. Giants	113	57	794	10	9	
1934	Arnie Herber, Green Bay	115	42	799	8	12	
1933	*Harry Newman, N.Y. Giants	136	53	973	11	17	
1932	Arnie Herber, Green Bay	101	37	639	9	9	

\*First season of professional football.

### ANNUAL PASSING TOUCHDOWN LEADERS

Year	Player, Team	TD	Year	Player, Team	TD
2021	Tom Brady, Tampa Bay, NFC	43	2000	Daunte Culpepper, Minnesota, NFC	33
	Justin Herbert, L.A. Chargers, AFC	38		Peyton Manning, Indianapolis, AFC	33
2020	Aaron Rodgers, Green Bay, NFC	48	1999	Kurt Warner, St.L. Rams, NFC	41
	Patrick Mahomes, Kansas City, AFC	38		Peyton Manning, Indianapolis, AFC	26
2019	Lamar Jackson, Bal. Ravens, AFC	36	1998	Steve Young, San Francisco, NFC	36
	Jameis Winston, Tampa Bay, NFC	33		Vinny Testaverde, N.Y. Jets, AFC	29
2018	Patrick Mahomes, Kansas City, AFC	50	1997	Brett Favre, Green Bay, NFC	35
	Matt Ryan, Atlanta, NFC	35		Jeff George, Oak. Raiders, AFC	29
	Russell Wilson, Seattle, NFC	35	1996	Brett Favre, Green Bay, NFC	39
2017	Russell Wilson, Seattle, NFC	34		Vinny Testaverde, Bal. Ravens, AFC	33
	Tom Brady, New England, AFC	32	1995	Brett Favre, Green Bay, NFC	38
2016	Aaron Rodgers, Green Bay, NFC	40		Jeff Blake, Cincinnati, AFC	28
	Philip Rivers, S.D. Chargers, AFC	33	1994	Steve Young, San Francisco, NFC	35
2015	Tom Brady, New England, AFC	36		Dan Marino, Miami, AFC	30
	Eli Manning, N.Y. Giants, NFC	35	1993	Steve Young, San Francisco, NFC	29
	Cam Newton, Carolina, NFC	35		John Elway, Denver, AFC	25
	Carson Palmer, Arizona, NFC	35	1992	Steve Young, San Francisco, NFC	25
2014	Andrew Luck, Indianapolis, AFC	40		Dan Marino, Miami, AFC	24
	Aaron Rodgers, Green Bay, NFC	38	1991	Jim Kelly, Buffalo, AFC	33
2013	Peyton Manning, Denver, AFC	55		Mark Rypien, Washington, NFC	28
	Drew Brees, New Orleans, NFC	39	1990	Warren Moon, Hou. Oilers, AFC	33
2012	Drew Brees, New Orleans, NFC	43		Randall Cunningham, Philadelphia, NFC	30
	Peyton Manning, Denver, AFC	37	1989	Jim Everett, L.A. Rams, NFC	29
2011	Drew Brees, New Orleans, NFC	46		Boomer Esiason, Cincinnati, AFC	28
	Tom Brady, New England, AFC	39	1988	Jim Everett, L.A. Rams, NFC	31
2010	Tom Brady, New England, AFC	36		Boomer Esiason, Cincinnati, AFC	28
	Drew Brees, New Orleans, NFC	33		Dan Marino, Miami, AFC	28
2009	Drew Brees, New Orleans, NFC	34	1987	Joe Montana, San Francisco, NFC	31
	Peyton Manning, Indianapolis, AFC	33		Dan Marino, Miami, AFC	26
2008	Drew Brees, New Orleans, NFC	34	1986	Dan Marino, Miami, AFC	44
	Philip Rivers, San Diego, AFC	34		Tommy Kramer, Minnesota, NFC	24
2007	Tom Brady, New England, AFC	50	1985	Dan Marino, Miami, AFC	30
	Tony Romo, Dal. Cowboys, NFC	36		Joe Montana, San Francisco, NFC	27
2006	Peyton Manning, Indianapolis, AFC	31	1984	Dan Marino, Miami, AFC	48
	Drew Brees, New Orleans, NFC	26		Neil Lomax, St.L. Cardinals, NFC	28
2005	Carson Palmer, Cincinnati, AFC	32		Joe Montana, San Francisco, NFC	28
	Jake Delhomme, Carolina, NFC	24	1983	Lynn Dickey, Green Bay, NFC	32
	Matt Hasselbeck, Seattle, AFC	24		Joe Ferguson, Buffalo, AFC	26
	Eli Manning, N.Y. Giants, NFC	24		Brian Sipe, Cle. Browns, AFC	26
2004	Peyton Manning, Indianapolis, AFC	49	1982	Terry Bradshaw, Pittsburgh, AFC	17
	Daunte Culpepper, Minnesota, NFC	39		Dan Fouts, S.D. Chargers, AFC	17
2003	Brett Favre, Green Bay, NFC	32		Joe Montana, San Francisco, NFC	17
	Peyton Manning, Indianapolis, AFC	29	1981	Dan Fouts, S.D. Chargers, AFC	33
2002	Tom Brady, New England, AFC	28		Steve Bartkowski, Atlanta, NFC	30
	Aaron Brooks, New Orleans, NFC	27	1980	Steve Bartkowski, Atlanta, AFC	31
	Brett Favre, Green Bay, NFC	27		Dan Fouts, S.D. Chargers, AFC	30
2001	Kurt Warner, St.L. Rams, NFC	36		Brian Sipe, Cle. Browns, AFC	30
	Rich Gannon, Oak. Raiders, AFC	27			



## YEARLY STATISTICAL LEADERS

Year	Player, Team	TD	Year	Player, Team	TD
1979	Steve Grogan, New England, AFC.....	.28	1962	Y.A. Tittle, N.Y. Giants, NFL.....	.33
	Brian Sipe, Cle. Browns, AFC.....	.28		Len Dawson, Dal. Texans, AFL.....	.29
	Roger Staubach, Dal. Cowboys, NFC.....	.27	1961	George Blanda, Hou. Oilers, AFL.....	.36
1978	Terry Bradshaw, Pittsburgh, AFC.....	.28		Sonny Jurgensen, Philadelphia, NFL.....	.32
	Roger Staubach, Dal. Cowboys, NFC.....	.25	1960	Al Dorow, N.Y. Titans, AFL.....	.26
	Fran Tarkenton, Minnesota, NFC.....	.25		Johnny Unitas, Bal. Colts, NFL.....	.25
1977	Bob Griese, Miami, AFC.....	.22	1959	Johnny Unitas, Bal. Colts.....	.32
	Ron Jaworski, Philadelphia, NFC.....	.18	1958	Johnny Unitas, Bal. Colts.....	.19
	Roger Staubach, Dal. Cowboys, NFC.....	.18	1957	Johnny Unitas, Bal. Colts.....	.24
1976	Ken Stabler, Oak. Raiders, AFC.....	.27	1956	Tobin Rote, Green Bay.....	.18
	Jim Hart, St.L. Cardinals, NFC.....	.18	1955	Tobin Rote, Green Bay.....	.17
1975	Joe Ferguson, Buffalo, AFC.....	.25		Y.A. Tittle, San Francisco.....	.17
	Fran Tarkenton, Minnesota, NFC.....	.25	1954	Adrian Burk, Philadelphia.....	.23
1974	Ken Stabler, Oak. Raiders, AFC.....	.26	1953	Robert Thomason, Philadelphia.....	.21
	Jim Hart, St.L. Cardinals, NFC.....	.20	1952	Jim Finks, Pittsburgh.....	.20
1973	Roman Gabriel, Philadelphia, NFC.....	.23		Otto Graham, Cle. Browns.....	.20
	Roger Staubach, Dal. Cowboys, NFC.....	.23	1951	Bobby Layne, Detroit.....	.26
	Charley Johnson, Denver, AFC.....	.20	1950	George Ratterman, N.Y. Yanks.....	.22
1972	Billy Kilmer, Washington, NFC.....	.19	1949	Johnny Lujack, Chi. Bears.....	.23
	Joe Namath, N.Y. Jets, AFC.....	.19	1948	Tommy Thompson, Philadelphia.....	.25
1971	John Hadl, S.D. Chargers, AFC.....	.21	1947	Sammy Baugh, Washington.....	.25
	John Brodie, San Francisco, NFC.....	.18	1946	Sid Luckman, Chi. Bears.....	.17
1970	John Brodie, San Francisco, NFC.....	.24		Bob Waterfield, L.A. Rams.....	.17
	John Hadl, S.D. Chargers, AFC.....	.22	1945	Sid Luckman, Chi. Bears.....	.14
	Daryle Lamonica, Oak. Raiders, AFC.....	.22		*Bob Waterfield, Cle. Browns.....	.14
1969	Daryle Lamonica, Oak. Raiders, AFL.....	.34	1944	Frank Filchock, Washington.....	.13
	Roman Gabriel, L.A. Rams, NFL.....	.24	1943	Sid Luckman, Chi. Bears.....	.28
1968	John Hadl, S.D. Chargers, AFL.....	.27	1942	Cecil Isbell, Green Bay.....	.24
	Earl Morrall, Bal. Colts, NFL.....	.26	1941	Cecil Isbell, Green Bay.....	.15
1967	Sonny Jurgensen, Washington, NFL.....	.31	1940	Sammy Baugh, Washington.....	.12
	Daryle Lamonica, Oak. Raiders, AFL.....	.30	1939	Frank Filchock, Washington.....	.11
1966	Frank Ryan, Cle. Browns, NFL.....	.29	1938	Bob Monnett, Green Bay.....	.9
	Len Dawson, Kansas City, AFL.....	.26	1937	Bernie Masterson, Chi. Bears.....	.9
1965	John Brodie, San Francisco, NFL.....	.30	1936	Arnie Herber, Green Bay.....	.11
	Len Dawson, Kansas City, AFL.....	.21	1935	Ed Danowski, N.Y. Giants.....	.10
1964	Babe Parilli, Boston, AFL.....	.31	1934	Arnie Herber, Green Bay.....	.8
	Frank Ryan, Cle. Browns, NFL.....	.25	1933	*Harry Newman, N.Y. Giants.....	.11
1963	Y.A. Tittle, N.Y. Giants, NFL.....	.36	1932	Arnie Herber, Green Bay.....	.9
	Len Dawson, Kansas City, AFL.....	.26			

\*First season of professional football.

### ANNUAL PASS RECEIVING LEADERS (RECEPTIONS)

Year	Player, Team	No.	Yards	Avg.	TD
2021	Cooper Kupp, L.A. Rams, NFC.....	.145	1,947	13.4	16
	Tyreek Hill, Kansas City, AFC.....	.111	1,239	11.2	9
2020	Stefon Diggs, Buffalo, AFC.....	.127	1,535	12.1	8
	Davante Adams, Green Bay, NFC.....	.115	1,374	11.9	18
	DeAndre Hopkins, Arizona, NFC.....	.115	1,407	12.2	6
2019	Michael Thomas, New Orleans, NFC.....	.149	1,725	11.6	9
	Keenan Allen, L.A. Chargers, AFC.....	.104	1,199	11.5	6
	DeAndre Hopkins, Hou. Texans, AFC.....	.104	1,165	11.2	7
2018	Michael Thomas, New Orleans, NFC.....	.125	1,405	11.2	9
	DeAndre Hopkins, Hou. Texans, AFC.....	.115	1,572	13.7	11
2017	Jarvis Landry, Miami, AFC.....	.112	987	8.8	9
	Larry Fitzgerald, Arizona, NFC.....	.109	1,156	10.6	6
2016	Larry Fitzgerald, Arizona, NFC.....	.107	1,023	9.6	6
	Antonio Brown, Pittsburgh, AFC.....	.106	1,284	12.1	12
2015	Antonio Brown, Pittsburgh, AFC.....	.136	1,834	13.5	10
	Julio Jones, Atlanta, NFC.....	.136	1,871	13.8	8
2014	Antonio Brown, Pittsburgh, AFC.....	.129	1,698	13.2	13
	Julio Jones, Atlanta, NFC.....	.104	1,593	15.3	6
2013	Pierre Garcon, Washington, NFC.....	.113	1,346	11.9	5
	Antonio Brown, Pittsburgh, AFC.....	.110	1,499	13.6	8
2012	Calvin Johnson, Detroit, NFC.....	.122	1,964	16.1	5
	Wes Welker, New England, AFC.....	.118	1,354	11.5	6
2011	Wes Welker, New England, AFC.....	.122	1,569	12.9	9
	Roddy White, Atlanta, NFC.....	.100	1,296	13.0	8
2010	Roddy White, Atlanta, NFC.....	.115	1,389	12.1	10
	Reggie Wayne, Indianapolis, AFC.....	.111	1,355	12.2	6
2009	Wes Welker, New England, AFC.....	.123	1,348	11.0	4
	Steve Smith, N.Y. Giants, NFC.....	.107	1,220	11.4	7
2008	Andre Johnson, Hou. Texans, AFC.....	.115	1,575	13.7	8
	Larry Fitzgerald, Arizona, NFC.....	.96	1,431	14.9	12
2007	T.J. Houshmandzadeh, Cincinnati, AFC.....	.112	1,143	10.2	12

## YEARLY STATISTICAL LEADERS

Year	Player, Team	No.	Yards	Avg.	TD
	Wes Welker, New England, AFC	112	1,175	10.5	8
	Larry Fitzgerald, Arizona, NFC	100	1,409	14.1	10
2006	Andre Johnson, Hou. Texans, AFC	103	1,147	11.1	5
	Mike Furrey, Detroit, NFC	98	1,086	11.1	6
2005	Steve Smith, Carolina, NFC	103	1,563	15.2	12
	Larry Fitzgerald, Arizona, NFC	103	1,409	13.7	10
	Chad Johnson, Cincinnati, AFC	97	1,432	14.8	9
2004	Tony Gonzalez, Kansas City, AFC	102	1,258	12.3	7
	Joe Horn, New Orleans, NFC	94	1,399	14.9	11
	Torry Holt, St. Louis, NFC	94	1,372	14.6	10
2003	Torry Holt, St.L. Rams, NFC	117	1,696	14.5	12
	LaDainian Tomlinson, S.D. Chargers, AFC	100	725	7.3	4
2002	Marvin Harrison, Indianapolis, AFC	143	1,722	12.0	11
	Randy Moss, Minnesota, NFC	106	1,347	12.7	7
2001	Rod Smith, Denver, AFC	113	1,343	11.9	11
	Keyshawn Johnson, Tampa Bay, NFC	106	1,266	11.9	1
2000	Marvin Harrison, Indianapolis, AFC	102	1,413	13.9	14
	Muhsin Muhammad, Carolina, NFC	102	1,183	11.6	6
1999	Jimmy Smith, Jacksonville, AFC	116	1,636	14.1	6
	Muhsin Muhammad, Carolina, NFC	96	1,253	13.1	8
1998	O.J. McDuffie, Miami, AFC	90	1,050	11.7	7
	Frank Sanders, Arizona, NFC	89	1,145	12.9	3
1997	Tim Brown, Oak. Raiders, AFC	104	1,408	13.5	5
	Herman Moore, Detroit, NFC	104	1,293	12.4	8
1996	Jerry Rice, San Francisco, NFC	108	1,254	11.6	8
	Carl Pickens, Cincinnati, AFC	100	1,180	11.8	12
1995	Herman Moore, Detroit, NFC	123	1,686	13.7	14
	Carl Pickens, Cincinnati, AFC	99	1,234	12.5	17
1994	Cris Carter, Minnesota, NFC	122	1,256	10.3	7
	Ben Coates, New England, AFC	96	1,174	12.2	7
1993	Sterling Sharpe, Green Bay, NFC	112	1,274	11.4	11
	Reggie Langhorne, Indianapolis, AFC	85	1,038	12.2	3
1992	Sterling Sharpe, Green Bay, NFC	108	1,461	13.5	13
	Haywood Jeffires, Hou. Oilers, AFC	90	913	10.1	9
1991	Haywood Jeffires, Hou. Oilers, AFC	100	1,181	11.8	7
	Michael Irvin, Dal. Cowboys, NFC	93	1,523	16.4	8
1990	Jerry Rice, San Francisco, NFC	100	1,502	15.0	13
	Haywood Jeffires, Hou. Oilers, AFC	74	1,048	14.2	8
	Drew Hill, Hou. Oilers, AFC	74	1,019	13.8	5
1989	Sterling Sharpe, Green Bay, NFC	90	1,423	15.8	12
	Andre Reed, Buffalo, AFC	88	1,312	14.9	9
1988	Al Toon, N.Y. Jets, AFC	93	1,067	11.5	5
	Henry Ellard, L.A. Rams, NFC	86	1,414	16.4	10
1987	J.T. Smith, St.L. Cardinals, NFC	91	1,117	12.3	8
	Al Toon, N.Y. Jets, AFC	68	976	14.4	5
1986	Todd Christensen, L.A. Raiders, AFC	95	1,153	12.1	8
	Jerry Rice, San Francisco, NFC	86	1,570	18.3	15
1985	Roger Craig, San Francisco, NFC	92	1,016	11.0	6
	Lionel James, S.D. Chargers, AFC	86	1,027	11.9	6
1984	Art Monk, Washington, NFC	106	1,372	12.9	7
	Ozzie Newsome, Cle. Browns, AFC	89	1,001	11.2	5
1983	Todd Christensen, L.A. Raiders, AFC	92	1,247	13.6	12
	Roy Green, St.L. Cardinals, NFC	78	1,227	15.7	14
	Charlie Brown, Washington, NFC	78	1,225	15.7	8
	Earnest Gray, N.Y. Giants, NFC	78	1,139	14.6	5
1982	Dwight Clark, San Francisco, NFC	60	913	15.2	5
	Kellen Winslow, S.D. Chargers, AFC	54	721	13.4	6
1981	Kellen Winslow, S.D. Chargers, AFC	88	1,075	12.2	10
	Dwight Clark, San Francisco, NFC	85	1,105	13.0	4
1980	Kellen Winslow, S.D. Chargers, AFC	89	1,290	14.5	9
	*Earl Cooper, San Francisco, NFC	83	567	6.8	4
1979	Joe Washington, Bal. Colts, AFC	82	750	9.1	3
	Ahmad Rashad, Minnesota, NFC	80	1,156	14.5	9
1978	Rickey Young, Minnesota, NFC	88	704	8.0	5
	Steve Largent, Seattle, AFC	71	1,168	16.5	8
1977	Lydell Mitchell, Bal. Colts, AFC	71	620	8.7	4
	Ahmad Rashad, Minnesota, NFC	51	681	13.4	2
1976	MacArthur Lane, Kansas City, AFC	66	686	10.4	1
	Drew Pearson, Dal. Cowboys, NFC	58	806	13.9	6
1975	Chuck Foreman, Minnesota, NFC	73	691	9.5	9
	Reggie Rucker, Cle. Browns, AFC	60	770	12.8	3
	Lydell Mitchell, Bal. Colts, AFC	60	544	9.1	4
1974	Lydell Mitchell, Bal. Colts, AFC	72	544	7.6	2
	Charles Young, Philadelphia, NFC	63	696	11.0	3

## YEARLY STATISTICAL LEADERS

Year	Player, Team	No.	Yards	Avg.	TD
1973	Harold Carmichael, Philadelphia, NFC.....	67	1,116	16.7	9
	Fred Willis, Hou. Oilers, AFC.....	57	371	6.5	1
1972	Harold Jackson, Philadelphia, NFC.....	62	1,048	16.9	4
	Fred Biletnikoff, Oak. Raiders, AFC.....	58	802	13.8	7
1971	Fred Biletnikoff, Oak. Raiders, AFC.....	61	929	15.2	9
	Bob Tucker, N.Y. Giants, NFC.....	59	791	13.4	4
1970	Dick Gordon, Chi. Bears, NFC.....	71	1,026	14.5	13
	Marlin Briscoe, Buffalo, AFC.....	57	1,036	18.2	8
1969	Dan Abramowicz, New Orleans, NFL.....	73	1,015	13.9	7
	Lance Alworth, S.D. Chargers, AFL.....	64	1,003	15.7	4
1968	Clifton McNeil, San Francisco, NFL.....	71	994	14.0	7
	Lance Alworth, S.D. Chargers, AFL.....	68	1,312	19.3	10
1967	George Sauer, N.Y. Jets, AFL.....	75	1,189	15.9	6
	Charley Taylor, Washington, NFL.....	70	990	14.1	9
1966	Lance Alworth, S.D. Chargers, AFL.....	73	1,383	18.9	13
	Charley Taylor, Washington, NFL.....	72	1,119	15.5	12
1965	Lionel Taylor, Denver, AFL.....	85	1,131	13.3	6
	Dave Parks, San Francisco, NFL.....	80	1,344	16.8	12
1964	Charlie Hennigan, Hou. Oilers, AFL.....	101	1,546	15.3	8
	Johnny Morris, Chi. Bears, NFL.....	93	1,200	12.9	10
1963	Lionel Taylor, Denver, AFL.....	78	1,101	14.1	10
	Bobby Joe Conrad, St.L. Cardinals, NFL.....	73	967	13.2	10
1962	Lionel Taylor, Denver, AFL.....	77	908	11.8	4
	Bobby Mitchell, Washington, NFL.....	72	1,384	19.2	11
1961	Lionel Taylor, Denver, AFL.....	100	1,176	11.8	4
	Jim (Red) Phillips, L.A. Rams, NFL.....	78	1,092	14.0	5
1960	Lionel Taylor, Denver, AFL.....	92	1,235	13.4	12
	Raymond Berry, Bal. Colts, NFL.....	74	1,298	17.5	10
1959	Raymond Berry, Bal. Colts.....	66	959	14.5	14
1958	Raymond Berry, Bal. Colts.....	56	794	14.2	9
	Pete Retzlaff, Philadelphia.....	56	766	13.7	2
1957	Billy Wilson, San Francisco.....	52	757	14.6	6
1956	Billy Wilson, San Francisco.....	60	889	14.8	5
1955	Pete Pihos, Philadelphia.....	62	864	13.9	7
1954	Pete Pihos, Philadelphia.....	60	872	14.5	10
	Billy Wilson, San Francisco.....	60	830	13.8	5
1953	Pete Pihos, Philadelphia.....	63	1,049	16.7	10
1952	Mac Speedie, Cle. Browns.....	62	911	14.7	5
1951	Elroy (Crazylegs) Hirsch, L.A. Rams.....	66	1,495	22.7	17
1950	Tom Fears, L.A. Rams.....	84	1,116	13.3	7
1949	Tom Fears, L.A. Rams.....	77	1,013	13.2	9
1948	*Tom Fears, L.A. Rams.....	51	698	13.7	4
1947	Jim Keane, Chi. Bears.....	64	910	14.2	10
1946	Jim Benton, L.A. Rams.....	63	981	15.6	6
1945	Don Hutson, Green Bay.....	47	834	17.7	9
1944	Don Hutson, Green Bay.....	58	866	14.9	9
1943	Don Hutson, Green Bay.....	47	776	16.5	11
1942	Don Hutson, Green Bay.....	74	1,211	16.4	17
1941	Don Hutson, Green Bay.....	58	738	12.7	10
1940	*Don Looney, Philadelphia.....	58	707	12.2	4
1939	Don Hutson, Green Bay.....	34	846	24.9	6
1938	Gaynell Tinsley, Chi. Cardinals.....	41	516	12.6	1
1937	Don Hutson, Green Bay.....	41	552	13.5	7
1936	Don Hutson, Green Bay.....	34	536	15.8	8
1935	*Tod Goodwin, N.Y. Giants.....	26	432	16.6	4
1934	Joe Carter, Philadelphia.....	16	238	14.9	4
	Morris (Red) Badgro, N.Y. Giants.....	16	206	12.9	1
1933	John (Shipwreck) Kelly, Brooklyn.....	22	246	11.2	3
1932	Ray Flaherty, N.Y. Giants.....	21	350	16.7	3

\*First season of professional football.

## ANNUAL PASS RECEIVING LEADERS (YARDS)

Year	Player, Team	No.	Yards	Avg.	TD
2021	Cooper Kupp, L.A. Rams, NFC.....	145	1,947	13.4	16
	*Ja Marr Chase, Cincinnati, AFC.....	81	1,455	18.0	13
2020	Stefon Diggs, Buffalo, AFC.....	127	1,535	12.1	8
	DeAndre Hopkins, Arizona, NFC.....	115	1,407	12.2	6
2019	Michael Thomas, New Orleans, NFC.....	149	1,725	11.6	9
	Travis Kelce, Kansas City, AFC.....	97	1,229	12.7	5
2018	Julio Jones, Atlanta, NFC.....	113	1,677	14.8	8
	DeAndre Hopkins, Hou. Texans, AFC.....	115	1,572	13.7	11
2017	Antonio Brown, Pittsburgh, AFC.....	101	1,533	15.2	9
	Julio Jones, Atlanta, NFC.....	88	1,444	16.4	3
2016	T.Y. Hilton, Indianapolis, AFC.....	91	1,448	15.9	6
	Julio Jones, Atlanta, NFC.....	83	1,409	17.0	6

## YEARLY STATISTICAL LEADERS

Year	Player, Team	No.	Yards	Avg.	TD
2015	Julio Jones, Atlanta, NFC	136	1,871	13.8	8
	Antonio Brown, Pittsburgh, AFC	136	1,834	13.5	10
2014	Antonio Brown, Pittsburgh, AFC	129	1,698	13.2	13
	Julio Jones, Atlanta, NFC	104	1,593	15.3	6
2013	Josh Gordon, Cle. Browns, AFC	87	1,646	18.9	9
	Calvin Johnson, Detroit, NFC	84	1,492	17.8	12
2012	Calvin Johnson, Detroit, NFC	122	1,964	16.1	5
	Andre Johnson, Hou. Texans, AFC	112	1,598	14.3	4
2011	Calvin Johnson, Detroit, NFC	96	1,681	17.5	16
	Wes Welker, New England, AFC	122	1,569	12.9	9
2010	Brandon Lloyd, Denver, AFC	77	1,448	18.8	11
	Roddy White, Atlanta, NFC	115	1,389	12.1	10
2009	Andre Johnson, Hou. Texans, AFC	101	1,569	15.5	9
	Miles Austin, Dal. Cowboys, NFC	81	1,320	16.3	11
2008	Andre Johnson, Hou. Texans, AFC	115	1,575	13.7	8
	Larry Fitzgerald, Arizona, NFC	96	1,431	14.9	12
2007	Reggie Wayne, Indianapolis, AFC	104	1,510	14.5	10
	Larry Fitzgerald, Arizona, NFC	100	1,409	14.1	10
2006	Chad Johnson, Cincinnati, AFC	87	1,369	15.7	7
	Roy Williams, Detroit, NFC	82	1,310	16.0	7
2005	Steve Smith, Carolina, NFC	103	1,563	15.2	12
	Chad Johnson, Cincinnati, AFC	97	1,432	14.8	9
2004	Muhsin Muhammad, Carolina, NFC	93	1,405	15.1	16
	Chad Johnson, Cincinnati, AFC	95	1,274	13.4	9
2003	Torry Holt, St.L. Rams, NFC	117	1,696	14.5	12
	Chad Johnson, Cincinnati, AFC	90	1,355	15.1	10
2002	Marvin Harrison, Indianapolis, AFC	143	1,722	12.0	11
	Randy Moss, Minnesota, NFC	106	1,347	12.7	7
2001	David Boston, Arizona, NFC	98	1,598	16.3	8
	Marvin Harrison, Indianapolis, AFC	109	1,524	14.0	15
2000	Torry Holt, St.L. Rams, NFC	82	1,635	19.9	6
	Rod Smith, Denver, AFC	100	1,602	16.0	8
1999	Marvin Harrison, Indianapolis, AFC	115	1,663	14.5	12
	Randy Moss, Minnesota, NFC	80	1,413	17.7	11
1998	Antonio Freeman, Green Bay, NFC	84	1,424	17.0	14
	Eric Moulds, Buffalo, AFC	67	1,368	20.4	9
1997	Rob Moore, Arizona, NFC	97	1,584	16.3	8
	Tim Brown, Oak. Raiders, AFC	104	1,408	13.5	5
1996	Isaac Bruce, St.L. Rams, NFC	84	1,338	15.9	7
	Jimmy Smith, Jacksonville, AFC	83	1,244	15.0	7
1995	Jerry Rice, San Francisco, NFC	122	1,848	15.1	15
	Tim Brown, Oak. Raiders, AFC	89	1,342	15.1	10
1994	Jerry Rice, San Francisco, NFC	112	1,499	13.4	13
	Tim Brown, L.A. Raiders, AFC	89	1,309	14.7	9
1993	Jerry Rice, San Francisco, NFC	98	1,503	15.3	15
	Tim Brown, L.A. Raiders, AFC	80	1,180	14.8	7
1992	Sterling Sharpe, Green Bay, NFC	108	1,461	13.5	13
	Anthony Miller, S.D. Chargers, AFC	72	1,060	14.7	7
1991	Michael Irvin, Dal. Cowboys, NFC	93	1,523	16.4	8
	Haywood Jeffires, Hou. Oilers, AFC	100	1,181	11.8	7
1990	Jerry Rice, San Francisco, NFC	100	1,502	15.0	13
	Haywood Jeffires, Hou. Oilers, AFC	74	1,048	14.2	8
1989	Jerry Rice, San Francisco, NFC	82	1,483	18.1	17
	Andre Reed, Buffalo, AFC	88	1,312	14.9	9
1988	Henry Ellard, L.A. Rams, NFC	86	1,414	16.4	10
	Eddie Brown, Cincinnati, AFC	53	1,273	24.0	9
1987	J.T. Smith, St.L. Cardinals, NFC	91	1,117	12.3	8
	Carlos Carson, Kansas City, AFC	55	1,044	19.0	7
1986	Jerry Rice, San Francisco, NFC	86	1,570	18.3	15
	Stanley Morgan, New England, AFC	84	1,491	17.8	10
1985	Steve Largent, Seattle, AFC	79	1,287	16.3	6
	Mike Quick, Philadelphia, NFC	73	1,247	17.1	11
1984	Roy Green, St.L. Cardinals, NFC	78	1,555	19.9	12
	John Stallworth, Pittsburgh, AFC	80	1,395	17.4	11
1983	Mike Quick, Philadelphia, NFC	69	1,409	20.4	13
	Carlos Carson, Kansas City, AFC	80	1,351	16.9	7
1982	Wes Chandler, S.D. Chargers, AFC	49	1,032	21.1	9
	Dwight Clark, San Francisco, NFC	60	913	15.2	5
1981	Alfred Jenkins, Atlanta, NFC	70	1,358	19.4	13
	Frank Lewis, Buffalo, AFC	70	1,244	17.8	4
1980	Steve Watson, Denver, AFC	60	1,244	20.7	13
	John Jefferson, S.D. Chargers, AFC	82	1,340	16.3	13
1979	James Lofton, Green Bay, NFC	71	1,226	17.3	4
	Steve Largent, Seattle, AFC	66	1,237	18.7	9

## YEARLY STATISTICAL LEADERS

Year	Player, Team	No.	Yards	Avg.	TD
	Ahmad Rashad, Minnesota, NFC.....	80	1,156	14.5	9
1978	Wesley Walker, N.Y. Jets, AFC.....	48	1,169	24.4	8
	Harold Carmichael, Philadelphia, NFC.....	55	1,072	19.5	8
1977	Drew Pearson, Dal. Cowboys, NFC.....	48	870	18.1	2
	Ken Burrough, Hou. Oilers, AFC.....	43	816	19.0	8
1976	Roger Carr, Bal. Colts, AFC.....	43	1,112	25.9	11
	*Sammy White, Minnesota, NFC.....	51	906	17.8	10
1975	Ken Burrough, Hou. Oilers, AFC.....	53	1,063	20.1	8
	Mel Gray, St.L. Cardinals, NFC.....	48	926	19.3	11
1974	Cliff Branch, Oak. Raiders, AFC.....	60	1,092	18.2	13
	Drew Pearson, Dal. Cowboys, NFC.....	62	1,087	17.5	2
1973	Harold Carmichael, Philadelphia, NFC.....	67	1,116	16.7	9
	*Isaac Curtis, Cincinnati, AFC.....	45	843	18.7	9
1972	Harold Jackson, Philadelphia, NFC.....	62	1,048	16.9	4
	Rich Caster, N.Y. Jets, AFC.....	39	833	21.4	10
1971	Otis Taylor, Kansas City, AFC.....	57	1,110	19.5	7
	Gene Washington, San Francisco, NFC.....	46	884	19.2	4
1970	Gene Washington, San Francisco, NFC.....	53	1,100	20.8	12
	Marlin Briscoe, Buffalo, AFC.....	57	1,036	18.2	8
1969	Warren Wells, Oak. Raiders, AFL.....	47	1,260	26.8	14
	Harold Jackson, Philadelphia, NFL.....	65	1,116	17.2	9
1968	Lance Alworth, S.D. Chargers, AFL.....	68	1,312	19.3	10
	Roy Jefferson, Pittsburgh, NFL.....	58	1,074	18.5	11
1967	Don Maynard, N.Y. Jets, AFL.....	71	1,434	20.3	10
	Ben Hawkins, Philadelphia, NFL.....	59	1,265	21.4	10
1966	Lance Alworth, S.D. Chargers, AFL.....	73	1,383	18.9	13
	Pat Studstill, Detroit, NFL.....	67	1,266	18.9	5
1965	Lance Alworth, S.D. Chargers, AFL.....	69	1,602	23.2	14
	Dave Parks, San Francisco, NFL.....	80	1,344	16.8	12
1964	Charlie Hennigan, Hou. Oilers, AFL.....	101	1,546	15.3	8
	Johnny Morris, Chi. Bears, NFL.....	93	1,200	12.9	10
1963	Bobby Mitchell, Washington, NFL.....	69	1,436	20.8	7
	Art Powell, Oak. Raiders, AFL.....	73	1,304	17.8	16
1962	Bobby Mitchell, Washington, NFL.....	72	1,384	19.2	11
	Art Powell, N.Y. Titans, AFL.....	64	1,130	17.6	8
1961	Charlie Hennigan, Hou. Oilers, AFL.....	82	1,746	21.3	12
	Tommy McDonald, Philadelphia, NFL.....	64	1,144	17.9	13
1960	*Bill Groman, Hou. Oilers, AFL.....	72	1,473	20.5	12
	Raymond Berry, Bal. Colts, NFL.....	74	1,298	17.5	10
1959	Raymond Berry, Bal. Colts.....	66	959	14.5	14
1958	Del Shofner, L.A. Rams.....	51	1,097	21.5	8
1957	Raymond Berry, Bal. Colts.....	47	800	17.0	6
1956	Billy Howton, Green Bay.....	55	1,188	21.6	12
1955	Pete Pihos, Philadelphia.....	62	864	13.9	7
1954	Bob Boyd, L.A. Rams.....	53	1,212	22.9	6
1953	Pete Pihos, Philadelphia.....	63	1,049	16.7	10
1952	*Billy Howton, Green Bay.....	53	1,231	23.2	13
1951	Elroy (Crazylegs) Hirsch, L.A. Rams.....	66	1,495	22.7	17
1950	Tom Fears, L.A. Rams.....	84	1,116	13.3	7
1949	Bob Mann, Detroit.....	66	1,014	15.4	4
1948	Mal Kutner, Chi. Cardinals.....	41	943	23.0	14
1947	Mal Kutner, Chi. Cardinals.....	43	944	21.9	7
1946	Jim Benton, L.A. Rams.....	63	981	15.5	6
1945	Jim Benton, Cle. Rams.....	45	1,067	23.7	8
1944	Don Hutson, Green Bay.....	58	866	14.6	9
1943	Don Hutson, Green Bay.....	47	776	16.5	11
1942	Don Hutson, Green Bay.....	74	1,211	16.4	17
1941	Don Hutson, Green Bay.....	58	738	12.7	10
1940	*Don Looney, Philadelphia.....	58	707	12.2	4
1939	Don Hutson, Green Bay.....	34	846	24.9	6
1938	Don Hutson, Green Bay.....	32	548	17.1	9
1937	*Gaynell Tinsley, Chi. Cardinals.....	36	675	18.8	5
1936	Don Hutson, Green Bay.....	34	526	15.5	8
1935	Charley Malone, Boston.....	22	433	19.7	2
1934	Harry Ebding, Detroit.....	9	257	28.6	2
1933	*Paul Moss, Pittsburgh.....	13	283	21.8	2
1932	Johnny (Blood) McNally, Green Bay.....	19	326	17.2	3

\*First season of professional football.

### ANNUAL PUNT RETURN LEADERS

Year	Player, Team	No.	Yards	Avg.	Long	TD
2021	Devin Duvernay, Bal. Ravens, AFC.....	26	360	13.8	42	0
	Jakeem Grant, Chi. Bears, NFC.....	26	309	11.9	97	1
2020	Gunner Olszewski, New England, AFC.....	20	346	17.3	70	1
	Jabrill Peppers, N.Y. Giants, NFC.....	15	187	12.5	42	0

## YEARLY STATISTICAL LEADERS

Year	Player, Team	No.	Yards	Avg.	Long	TD
2019	Diontae Johnson, Pittsburgh, AFC	20	248	12.4	85	1
	Deonte Harris, New Orleans, NFC	36	338	9.4	53	1
2018	Andre Roberts, N.Y. Jets, AFC	23	324	14.1	78	1
	Tarek Cohen, Chi. Bears, NFC	33	411	12.5	44	0
2017	*Jamal Agnew, Detroit, NFC	29	447	15.4	88	2
	Michael Campanaro, Bal. Ravens, AFC	27	291	10.8	77	1
2016	*Tyreek Hill, Kansas City, AFC	39	592	15.2	95	2
	Marcus Sherels, Minnesota, NFC	21	292	13.9	79	2
2015	*Rashad Greene, Jacksonville, AFC	18	301	16.7	73	1
	Darren Sproles, Philadelphia, NFC	38	446	11.7	89	2
2014	Darren Sproles, Philadelphia, NFC	39	506	13.0	82	2
	Adam Jones, Cincinnati, AFC	22	265	12.0	47	0
2013	Tandon Doss, Bal. Ravens, AFC	23	359	15.6	82	1
	Marcus Sherels, Minnesota, NFC	22	335	15.2	86	1
2012	Leodis McKelvin, Buffalo, AFC	23	431	18.7	88	2
	Dwayne Harris, Dal. Cowboys, NFC	22	354	16.1	78	1
2011	Devin Hester, Chi. Bears, NFC	28	454	16.2	82	2
	Javier Arenas, Kansas City, AFC	32	410	12.8	37	0
2010	Devin Hester, Chi. Bears, NFC	33	564	17.1	89	3
	Julian Edelman, New England, AFC	21	321	15.3	94	1
2009	DeSean Jackson, Philadelphia, NFC	29	441	15.2	85	2
	Wes Welker, New England, AFC	27	338	12.5	69	0
2008	Roscoe Parrish, Buffalo, AFC	21	322	15.3	63	1
	*Clifton Smith, Tampa Bay, NFC	23	324	14.1	70	1
2007	Roscoe Parrish, Buffalo, AFC	27	440	16.3	74	1
	Devin Hester, Chi. Bears, NFC	42	651	15.5	89	4
2006	Adam Jones, Tennessee, AFC	34	440	12.9	90	3
	*Devin Hester, Chi. Bears, NFC	47	600	12.8	84	3
2005	Reno Mahe, Philadelphia, NFC	21	269	12.8	44	0
	B.J. Sams, Bal. Ravens, AFC	33	401	12.2	51	0
2004	Eddie Drummond, Detroit, NFC	24	316	13.2	83	2
	Dennis Northcutt, Cle. Browns, AFC	36	432	12.0	44	0
2003	Dante Hall, Kansas City, AFC	29	472	16.3	93	2
	Brian Westbrook, Philadelphia, NFC	20	306	15.3	84	2
2002	Jimmy Williams, San Francisco, NFC	20	336	16.8	89	1
	Santana Moss, N.Y. Jets, AFC	25	413	16.5	63	2
2001	Troy Brown, New England, AFC	29	413	14.2	85	2
	Darrien Gordon, Atlanta, NFC	31	437	14.1	74	0
2000	Jermaine Lewis, Bal. Ravens, AFC	36	578	16.1	89	2
	Az-Zahir Hakim, St.L. Rams, NFC	32	489	15.3	86	1
1999	*Charlie Rogers, Seattle, AFC	22	318	14.5	94	1
	*Mac Cody, Arizona, NFC	32	373	11.7	31	0
1998	Deion Sanders, Dal. Cowboys, NFC	24	375	15.6	69	2
	Reggie Barlow, Jacksonville, AFC	43	555	12.9	85	1
1997	Jermaine Lewis, Bal. Ravens, AFC	28	437	15.6	89	2
	David Palmer, Minnesota, NFC	34	444	13.1	57	0
1996	Desmond Howard, Green Bay, NFC	58	875	15.1	92	3
	Darrien Gordon, S.D. Chargers, AFC	36	537	14.9	81	1
1995	David Palmer, Minnesota, NFC	26	342	13.2	74	1
	Andre Coleman, S.D. Chargers, AFC	28	326	11.6	88	1
1994	Brian Mitchell, Washington, NFC	32	452	14.1	78	2
	Darrien Gordon, S.D. Chargers, AFC	36	475	13.2	90	2
1993	*Tyrone Hughes, New Orleans, NFC	37	503	13.6	83	2
	Eric Metcalf, Cle. Browns, AFC	36	464	12.9	91	2
1992	Johnny Bailey, Phoenix, NFC	20	263	13.2	65	0
	Rod Woodson, Pittsburgh, AFC	32	364	11.4	80	1
1991	Mel Gray, Detroit, NFC	25	385	15.4	78	1
	Rod Woodson, Pittsburgh, AFC	28	320	11.4	40	0
1990	Clarence Verdin, Indianapolis, AFC	31	396	12.8	36	0
	*Johnny Bailey, Chi. Bears, NFC	36	399	11.1	95	1
1989	Walter Stanley, Detroit, NFC	36	496	13.8	74	0
	Clarence Verdin, Indianapolis, AFC	23	296	12.9	49	1
1988	John Taylor, San Francisco, NFC	44	556	12.6	95	2
	JoJo Townsell, N.Y. Jets, AFC	35	409	11.7	59	1
1987	Mel Gray, New Orleans, NFC	24	352	14.7	80	0
	Bobby Joe Edmonds, Seattle, AFC	20	251	12.6	40	0
1986	*Bobby Joe Edmonds, Seattle, AFC	34	419	12.3	75	1
	*Vai Sihakema, St.L. Cardinals, NFC	43	522	12.1	71	2
1985	Irving Fryar, New England, AFC	37	520	14.1	85	2
	Henry Ellard, L.A. Rams, NFC	37	501	13.5	80	1
1984	Mike Martin, Cincinnati, AFC	24	376	15.7	55	0
	Henry Ellard, L.A. Rams, NFC	30	403	13.4	83	2
1983	*Henry Ellard, L.A. Rams, NFC	16	217	13.6	72	1
	Kirk Springs, N.Y. Jets, AFC	23	287	12.5	76	1
1982	Rick Upchurch, Denver, AFC	15	242	16.1	78	2

## YEARLY STATISTICAL LEADERS

Year	Player, Team	No.	Yards	Avg.	Long	TD
	Billy Johnson, Atlanta, NFC.....	24	273	11.4	71	0
1981	LeRoy Irvin, L.A. Rams, NFC.....	46	615	13.4	84	3
	*James Brooks, S.D. Chargers, AFC.....	22	290	13.2	42	0
1980	J.T. Smith, Kansas City, AFC.....	40	581	14.5	75	2
	*Kenny Johnson, Atlanta, NFC.....	23	281	12.2	56	0
1979	John Sciarra, Philadelphia, NFC.....	16	182	11.4	38	0
	*Tony Nathan, Miami, AFC.....	28	306	10.9	86	1
1978	Rick Upchurch, Denver, AFC.....	36	493	13.7	75	1
	Jackie Wallace, L.A. Rams, NFC.....	52	618	11.9	58	0
1977	Billy Johnson, Hou. Oilers, AFC.....	35	539	15.4	87	2
	Larry Marshall, Philadelphia, NFC.....	46	489	10.6	48	0
1976	Rick Upchurch, Denver, AFC.....	39	536	13.7	92	4
	Eddie Brown, Washington, NFC.....	48	646	13.5	71	1
1975	Billy Johnson, Hou. Oilers, AFC.....	40	612	15.3	83	3
	Terry Metcalf, St.L. Cardinals, NFC.....	23	285	12.4	69	1
1974	Lemar Parrish, Cincinnati, AFC.....	18	338	18.8	90	2
	Dick Jauron, Detroit, NFC.....	17	286	16.8	58	0
1973	Bruce Taylor, San Francisco, NFC.....	15	207	13.8	61	0
	Ron Smith, S.D. Chargers, AFC.....	27	352	13.0	84	2
1972	Ken Ellis, Green Bay, NFC.....	14	215	15.4	80	1
	Chris Farasopoulos, N.Y. Jets, AFC.....	17	179	10.5	65	1
1971	Les (Speedy) Duncan, Washington, NFC.....	22	233	10.6	33	0
	Leroy Kelly, Cle. Browns, AFC.....	30	292	9.7	74	0
1970	Ed Podolak, Kansas City, AFC.....	23	311	13.5	60	0
	*Bruce Taylor, San Francisco, NFC.....	43	516	12.0	76	0
1969	Alvin Haymond, L.A. Rams, NFL.....	33	435	13.2	52	0
	*Bill Thompson, Denver, AFL.....	25	288	11.5	40	0
1968	Bob Hayes, Dal. Cowboys, NFL.....	15	312	20.8	90	2
	Noland Smith, Kansas City, AFL.....	18	270	15.0	80	1
1967	Floyd Little, Denver, AFL.....	16	270	16.9	72	1
	Ben Davis, Cle. Browns, NFL.....	18	229	12.7	52	1
1966	Les (Speedy) Duncan, S.D. Chargers, AFL.....	18	238	13.2	81	1
	Johnny Roland, St.L. Cardinals, NFL.....	20	221	11.1	86	1
1965	Leroy Kelly, Cle. Browns, NFL.....	17	265	15.6	67	2
	Les (Speedy) Duncan, S.D. Chargers, AFL.....	30	464	15.5	66	2
1964	Bobby Jancik, Hou. Oilers, AFL.....	12	220	18.3	82	1
	Tommy Watkins, Detroit, NFL.....	16	238	14.9	68	2
1963	Dick James, Washington, NFL.....	16	214	13.4	39	0
	Claude (Hoot) Gibson, Oak. Raiders, AFL.....	26	307	11.8	85	2
1962	Dick Christy, N.Y. Titans, AFL.....	15	250	16.7	73	2
	Pat Studstill, Detroit, NFL.....	29	457	15.8	44	0
1961	Dick Christy, N.Y. Titans, AFL.....	18	383	21.3	70	2
	Willie Wood, Green Bay, NFL.....	14	225	16.1	72	2
1960	*Abner Haynes, Dal. Texans, AFL.....	14	215	15.4	46	0
	Abe Woodson, San Francisco, NFL.....	13	174	13.4	48	0
1959	Johnny Morris, Chi. Bears.....	14	171	12.2	78	1
1958	Jon Arnett, L.A. Rams.....	18	223	12.4	58	0
1957	Bert Zagers, Washington.....	14	217	15.5	76	2
1956	Ken Konz, Cle. Browns.....	13	187	14.4	65	1
1955	Ollie Matson, Chi. Cardinals.....	13	245	18.8	78	2
1954	*Veryl Switzer, Green Bay.....	24	306	12.8	93	1
1953	Charley Trippi, Chi. Cardinals.....	21	239	11.4	38	0
1952	Jack Christiansen, Detroit.....	15	322	21.5	79	2
1951	Claude (Buddy) Young, N.Y. Yanks.....	12	231	19.3	79	1
1950	*Herb Rich, Bal. Colts.....	12	276	23.0	86	1
1949	Verda (Vitamin T) Smith, L.A. Rams.....	27	427	15.8	85	1
1948	George McAfee, Chi. Bears.....	30	417	13.9	60	1
1947	*Walt Slater, Pittsburgh.....	28	435	15.5	33	0
1946	Bill Dudley, Pittsburgh.....	27	385	14.3	52	0
1945	*Dave Ryan, Detroit.....	15	220	14.7	56	0
1944	*Steve Van Buren, Philadelphia.....	15	230	15.3	55	1
1943	Andy Farkas, Washington.....	15	168	11.2	33	0
1942	Merlyn Condit, Brooklyn.....	21	210	10.0	23	0
1941	Byron (Whizzer) White, Detroit.....	19	262	13.8	64	0

*\*First season of professional football.*

### ANNUAL KICKOFF RETURN LEADERS

Year	Player, Team	No.	Yards	Avg.	Long	TD
2021	Braxton Berrios, N.Y. Jets, AFC.....	28	852	30.4	102	1
	DeAndre Carter, Washington, NFC.....	36	904	25.1	101	1
2020	Andre Roberts, Buffalo, AFC.....	32	961	30.0	60	0
	Cordarrelle Patterson, Chi. Bears, NFC.....	35	1,017	29.1	104	1
2019	Brandon Wilson, Cincinnati, AFC.....	20	625	31.3	92	1
	Cordarrelle Patterson, Chi. Bears, NFC.....	28	825	29.5	102	1

## YEARLY STATISTICAL LEADERS

Year	Player, Team	No.	Yards	Avg.	Long	TD
2018	Darius Jennings, Tennessee, AFC	22	698	31.7	94	1
	Corey Coleman, N.Y. Giants, NFC	23	598	26.0	51	0
2017	Pharoh Cooper, L.A. Rams, NFC	34	932	27.4	103	1
	Dion Lewis, New England, AFC	23	570	24.8	103	1
2016	Cordarrelle Patterson, Minnesota, NFC	25	792	31.7	104	1
	*Alex Erickson, Cincinnati, AFC	29	810	27.9	84	0
2015	Cordarrelle Patterson, Minnesota, NFC	32	1,019	31.8	101	2
	Quan Bray, Indianapolis, AFC	21	570	27.1	60	0
2014	Adam Jones, Cincinnati, AFC	27	844	31.3	97	0
	Benny Cunningham, St.L. Rams, NFC	35	963	27.5	75	0
2013	*Cordarrelle Patterson, Minnesota, NFC	43	1,393	32.4	109	2
	Quintin Demps, Kansas City, AFC	33	992	30.1	95	1
2012	Jacoby Jones, Bal. Ravens, AFC	38	1,167	30.7	108	2
	Leon Washington, Seattle, NFC	27	784	29.0	98	1
2011	Joe McKnight, N.Y. Jets, AFC	34	1,073	31.6	107	1
	*Randall Cobb, Green Bay, NFC	34	941	27.7	108	1
2010	*David Reed, Bal. Ravens, AFC	21	616	29.3	103	1
	Eric Weems, Atlanta, NFC	40	1,100	27.5	102	1
2009	Clifton Smith, Tampa Bay, NFC	31	902	29.1	83	0
	Josh Cribbs, Cle. Browns, AFC	56	1,542	27.5	103	3
2008	Danieal Manning, Chi. Bears, NFC	36	1,070	29.7	83	1
	Ellis Hobbs, New England, AFC	45	1,281	28.5	95	1
2007	Josh Cribbs, Cle. Browns, AFC	59	1,809	30.7	100	2
	*Aundrae Allison, Minnesota, NFC	20	574	28.7	104	1
2006	Justin Miller, N.Y. Jets, AFC	46	1,304	28.3	103	2
	*Devin Hester, Chi. Bears, NFC	20	528	26.4	96	2
2005	Terrence McGee, Buffalo, AFC	46	1,391	30.2	99	1
	Koren Robinson, Minnesota, NFC	47	1,221	26.0	86	1
2004	Willie Ponder, N.Y. Giants, NFC	36	967	26.9	91	1
	Terrence McGee, Buffalo, AFC	52	1,370	26.3	104	3
2003	Jerry Azumah, Chi. Bears, NFC	41	1,191	29.0	89	2
	*Bethel Johnson, New England, AFC	30	847	28.2	92	1
2002	MarTay Jenkins, Arizona, NFC	20	559	28.0	95	1
	Kevin Faulk, New England, AFC	26	725	27.9	87	2
2001	Ronney Jenkins, S.D. Chargers, AFC	58	1,541	26.6	93	2
	*Steve Smith, Carolina, NFC	56	1,431	25.6	99	2
2000	*Darrick Vaughn, Atlanta, NFC	39	1,082	27.7	100	3
	Derrick Mason, Tennessee, AFC	42	1,132	27.0	66	0
1999	Tony Horne, St.L. Rams, NFC	30	892	29.7	101	2
	Tremain Mack, Cincinnati, AFC	51	1,382	27.1	99	1
1998	*Terry Fair, Detroit, NFC	51	1,428	28.0	105	2
	Corey Harris, Bal. Ravens, AFC	35	965	27.6	95	1
1997	Michael Bates, Carolina, NFC	47	1,281	27.3	56	0
	Aaron Glenn, N.Y. Jets, AFC	28	741	26.5	96	1
1996	Michael Bates, Carolina, NFC	33	998	30.2	93	1
	Tamarick Vanover, Kansas City, AFC	33	854	25.9	97	1
1995	Ron Carpenter, N.Y. Jets, AFC	20	553	27.7	58	0
	Brian Mitchell, Washington, NFC	56	1,408	25.6	59	0
1994	Mel Gray, Detroit, NFC	45	1,276	28.4	102	3
	Randy Baldwin, Cle. Browns, AFC	28	753	26.9	85	1
1993	Robert Brooks, Green Bay, NFC	23	611	26.6	95	1
	*Raghib Ismail, L.A. Raiders, AFC	25	605	24.2	66	0
1992	Jon Vaughn, New England, AFC	20	564	28.2	100	1
	Deion Sanders, Atlanta, NFC	40	1,067	26.7	99	2
1991	Mel Gray, Detroit, NFC	36	929	25.8	71	0
	Nate Lewis, S.D. Chargers, AFC	23	578	25.1	95	1
1990	Kevin Clark, Denver, AFC	20	505	25.3	75	0
	David Meggett, N.Y. Giants, NFC	21	492	23.4	58	0
1989	Rod Woodson, Pittsburgh, AFC	36	982	27.3	84	1
	Mel Gray, Detroit, NFC	24	640	26.7	57	0
1988	*Tim Brown, L.A. Raiders, AFC	41	1,098	26.8	97	1
	Donnie Elder, Tampa Bay, NFC	34	772	22.7	51	0
1987	Sylvester Stamps, Atlanta, NFC	24	660	27.5	97	1
	Paul Palmer, Kansas City, AFC	38	923	24.3	95	2
1986	Dennis Gentry, Chi. Bears, NFC	20	576	28.8	91	1
	Lupe Sanchez, Pittsburgh, AFC	25	591	23.6	64	0
1985	Ron Brown, L.A. Rams, NFC	28	918	32.8	98	3
	Glen Young, Cle. Browns, AFC	35	898	25.7	63	0
1984	*Bobby Humphery, N.Y. Jets, AFC	22	675	30.7	97	1
	Barry Redden, L.A. Rams, NFC	23	530	23.0	40	0
1983	Fulton Walker, Miami, AFC	36	962	26.7	78	0
	Darrin Nelson, Minnesota, NFC	18	445	24.7	50	0
1982	*Mike Mosley, Buffalo, AFC	18	487	27.1	66	0
	Alvin Hall, Detroit, NFC	16	426	26.6	96	1



## YEARLY STATISTICAL LEADERS

Year	Player, Team	No.	Yards	Avg.	Long	TD
1981	Mike Nelms, Washington, NFC	37	1,099	29.7	84	0
	Carl Roaches, Hou. Oilers, AFC	28	769	27.5	96	1
1980	Horace Ivory, New England, AFC	36	992	27.6	98	1
	Rich Mauti, New Orleans, NFC	31	798	25.7	52	0
1979	Larry Brunson, Oak. Raiders, AFC	17	441	25.9	89	0
	Jimmy Edwards, Minnesota, NFC	44	1,103	25.1	83	0
1978	Steve Odom, Green Bay, NFC	25	677	27.1	95	1
	*Keith Wright, Cle. Browns, AFC	30	789	26.3	86	0
1977	*Raymond Clayborn, New England, AFC	28	869	31.0	101	3
	*Wilbert Montgomery, Philadelphia, NFC	23	619	26.9	99	1
1976	*Duriel Harris, Miami, AFC	17	559	32.9	69	0
	Cullen Bryant, L.A. Rams, NFC	16	459	28.7	90	1
1975	*Walter Payton, Chi. Bears, NFC	14	444	31.7	70	0
	Harold Hart, Oak. Raiders, AFC	17	518	30.5	102	1
1974	Terry Metcalf, St.L. Cardinals, NFC	20	623	31.2	94	1
	Greg Pruitt, Cle. Browns, AFC	22	606	27.5	88	1
1973	Carl Garrett, Chi. Bears, NFC	16	486	30.4	67	0
	*Wallace Francis, Buffalo, AFC	23	687	29.9	101	2
1972	Ron Smith, Chi. Bears, NFC	30	924	30.8	94	1
	*Bruce Laird, Bal. Colts, AFC	29	843	29.1	73	0
1971	Travis Williams, L.A. Rams, NFC	25	743	29.7	105	1
	Eugene (Mercury) Morris, Miami, AFC	15	423	28.2	94	1
1970	Jim Duncan, Bal. Colts, AFC	20	707	35.4	99	1
	Cecil Turner, Chi. Bears, NFC	23	752	32.7	96	4
1969	Bobby Williams, Detroit, NFL	17	563	33.1	96	1
	*Bill Thompson, Denver, AFL	18	513	28.5	63	0
1968	Preston Pearson, Bal. Colts, NFL	15	527	35.1	102	2
	*George Atkinson, Oak. Raiders, AFL	32	802	25.1	60	0
1967	*Travis Williams, Green Bay, NFL	18	739	41.1	104	4
	*Zeke Moore, Hou. Oilers, AFL	14	405	28.9	92	1
1966	Gale Sayers, Chi. Bears, NFL	23	718	31.2	93	2
	*Goldie Sellers, Denver, AFL	19	541	28.5	100	2
1965	Tommy Watkins, Detroit, NFL	17	584	34.4	94	0
	Abner Haynes, Denver, AFL	34	901	26.5	60	0
1964	*Clarence Childs, N.Y. Giants, NFL	34	987	29.0	100	1
	Bo Roberson, Oak. Raiders, AFL	36	975	27.1	59	0
1963	Abe Woodson, San Francisco, NFL	29	935	32.2	103	3
	Bobby Jancik, Hou. Oilers, AFL	45	1,317	29.3	53	0
1962	Abe Woodson, San Francisco, NFL	37	1,157	31.3	79	0
	*Bobby Jancik, Hou. Oilers, AFL	24	826	30.3	61	0
1961	Dick Bass, L.A. Rams, NFL	23	698	30.3	64	0
	*Dave Grayson, Dall. Texans, AFL	16	453	28.3	73	0
1960	*Tom Moore, Green Bay, NFL	12	397	33.1	84	0
	Ken Hall, Hou. Oilers, AFL	19	594	31.3	104	1
1959	Abe Woodson, San Francisco	13	382	29.4	105	1
1958	Ollie Matson, Chi. Cardinals	14	497	35.5	101	2
1957	*Jon Arnett, L.A. Rams	18	504	28.0	98	1
1956	*Tom Wilson, L.A. Rams	15	477	31.8	103	1
1955	Al Carmichael, Green Bay	14	418	29.9	100	1
1954	Billy Reynolds, Cle. Browns	14	413	29.5	51	0
1953	Joe Arenas, San Francisco	16	551	34.4	82	0
1952	Lynn Chandnois, Pittsburgh	17	599	35.2	93	2
1951	Lynn Chandnois, Pittsburgh	12	390	32.5	55	0
1950	Verda (Vitamin T) Smith, L.A. Rams	22	742	33.7	97	3
1949	*Don Doll, Detroit	21	536	25.5	56	0
1948	*Joe Scott, N.Y. Giants	20	569	28.5	99	1
1947	Eddie Saenz, Washington	29	797	27.5	94	2
1946	Abe Karnofsky, Boston	21	599	28.5	97	1
1945	Steve Van Buren, Philadelphia	13	373	28.7	98	1
1944	Bob Thurbon, Card.-Pitt.	12	291	24.3	55	0
1943	Ken Heineman, Brooklyn	16	444	27.8	69	0
1942	Marshall Goldberg, Chi. Cardinals	15	393	26.2	95	1
1941	Marshall Goldberg, Chi. Cardinals	12	290	24.2	41	0

\*First season of professional football

### ANNUAL INTERCEPTION LEADERS

Year	Player, Team	No.	Yards	TD	Year	Player, Team	No.	Yards	TD
2021	Trevon Diggs, Dal. Cowboys, NFC	11	142	2		Damontae Kazee, Atlanta, NFC	7	54	0
	J.C. Jackson, New England, AFC	8	92	1		Kyle Fuller, Chi. Bears, NFC	7	52	0
2020	Xavien Howard, Miami, AFC	10	77	0	2017	Kevin Byard, Tennessee, AFC	8	130	0
	Harrison Smith, Minnesota, NFC	5	33	0		Darius Slay, Detroit, NFC	8	73	0
	Quandre Diggs, Seattle, NFC	5	57	0	2016	Casey Hayward, S.D. Chargers, AFC	7	102	1
2019	Stephon Gilmore, New England, AFC	6	126	2		Dominique Rodgers-Cromartie, N.Y. Giants, NFC	6	28	0
	Tre'Davious White, Buffalo, AFC	6	57	0	2015	Reggie Nelson, Cincinnati, AFC	8	115	0
	Anthony Harris, Minnesota, NFC	6	42	1		*Marcus Peters, Kansas City, AFC	8	280	2
2018	Xavien Howard, Miami, AFC	7	52	0		Kurt Coleman, Carolina, NFC	7	89	1

## YEARLY STATISTICAL LEADERS

Year	Player, Team	No.	Yards	TD	Year	Player, Team	No.	Yards	TD
	Trumaine Johnson, St.L. Rams, NFC.....	7	136	1	1989	Felix Wright, Cle. Browns, AFC.....	9	91	1
2014	Glover Quin, Detroit, NFC.....	7	117	0		Eric Allen, Philadelphia, NFC.....	8	38	0
	Tashaun Gipson, Cle. Browns, AFC.....	6	158	1	1988	Scott Case, Atlanta, AFC.....	10	47	0
2013	Richard Sherman, Seattle, NFC.....	8	125	1		Erik McMillan, N.Y. Jets, AFC.....	8	168	2
	Tashaun Gipson, Cle. Browns, AFC.....	5	143	1	1987	Barry Wilburn, Washington, NFC.....	9	135	1
	*Logan Ryan, New England, AFC.....	5	82	1		Mike Prior, Indianapolis, AFC.....	6	57	0
	Alterraun Verner, Tennessee, AFC.....	5	68	1		Mark Kelso, Buffalo, AFC.....	6	25	0
2012	Tim Jennings, Chi. Bears, NFC.....	9	105	1		Keith Bostic, Hou. Oilers, AFC.....	6	-14	0
	Jairus Byrd, Buffalo, AFC.....	5	81	0	1986	Ronnie Lott, San Francisco, NFC.....	10	134	1
	Devin McCourty, New England, AFC.....	5	53	0		Deron Cherry, Kansas City, AFC.....	9	150	0
2011	Kyle Arrington, New England, AFC.....	7	92	0	1985	Everson Walls, Dal. Cowboys, NFC.....	9	31	0
	Eric Weddle, S.D. Chargers, AFC.....	7	89	0		Albert Lewis, Kansas City, AFC.....	8	59	0
	Charles Woodson, Green Bay, NFC.....	7	63	1		Eugene Daniel, Indianapolis, AFC.....	8	53	0
2010	Ed Reed, Bal. Ravens, AFC.....	8	183	0	1984	Ken Easley, Seattle, AFC.....	10	126	2
	Asante Samuel, Philadelphia, NFC.....	7	70	0		*Tom Flynn, Green Bay, NFC.....	9	106	0
2009	*Jairus Byrd, Buffalo, AFC.....	9	118	0	1983	Mark Murphy, Washington, NFC.....	9	127	0
	Asante Samuel, Philadelphia, NFC.....	9	117	0		Ken Riley, Cincinnati, AFC.....	8	89	2
	Darren Sharper, New Orleans, NFC.....	9	376	3		Vann McElroy, L.A. Raiders, AFC.....	8	68	0
	Charles Woodson, Green Bay, NFC.....	9	179	3	1982	Everson Walls, Dal. Cowboys, NFC.....	7	61	0
2008	Ed Reed, Bal. Ravens, AFC.....	9	264	2		Ken Riley, Cincinnati, AFC.....	5	88	1
	Nick Collins, Green Bay, NFC.....	7	295	3		Bobby Jackson, N.Y. Jets, AFC.....	5	84	1
	Charles Woodson, Green Bay, NFC.....	7	169	2		Dwayne Woodruff, Pittsburgh, AFC.....	5	53	0
2007	Antonio Cromartie, S.D. Chargers, AFC.....	10	144	1		Donnie Shell, Pittsburgh, AFC.....	5	27	0
	O.J. Atogwe, St.L. Rams, NFC.....	8	125	1	1981	*Everson Walls, Dal. Cowboys, NFC.....	11	133	0
2006	Champ Bailey, Denver, AFC.....	10	162	1		John Harris, Seattle, AFC.....	10	155	2
	Asante Samuel, New England, AFC.....	10	120	0	1980	Lester Hayes, Oak. Raiders, AFC.....	13	273	1
	Wall Harris, San Francisco, NFC.....	8	84	1		Nolan Cromwell, L.A. Rams, NFC.....	8	140	1
	Charles Woodson, Green Bay, NFC.....	8	61	1	1979	Mike Reinfeldt, Hou. Oilers, AFC.....	12	205	0
2005	Ty Law, N.Y. Jets, AFC.....	10	195	1		Lemar Parrish, Washington, NFC.....	9	65	0
	Deltha O'Neal, Cincinnati, AFC.....	10	103	0	1978	Thom Darden, Cle. Browns, AFC.....	10	200	0
	Darren Sharper, Minnesota, NFC.....	9	276	2		Ken Stone, St.L. Cardinals, NFC.....	9	139	0
2004	Ed Reed, Bal. Ravens, AFC.....	9	358	1		Willie Buchanon, Green Bay, NFC.....	9	93	1
	Ken Lucas, Seattle, NFC.....	6	46	1	1977	Lyle Blackwood, Bal. Colts, AFC.....	10	163	0
	*Chris Gamble, Carolina, NFC.....	6	15	0		Rolland Lawrence, Atlanta, NFC.....	7	138	0
2003	Tony Parrish, San Francisco, NFC.....	9	202	0	1976	Monte Jackson, L.A. Rams, NFC.....	10	173	3
	Brian Russell, Minnesota, NFC.....	9	185	0		Ken Riley, Cincinnati, AFC.....	9	141	1
	Ed Reed, Bal. Ravens, AFC.....	7	132	1	1975	Mel Blount, Pittsburgh, AFC.....	11	121	0
	Marcus Coleman, Hou. Texans, AFC.....	7	95	0		Paul Krause, Minnesota, NFC.....	10	201	0
	Patrick Surtain, Miami, AFC.....	7	59	0	1974	Emmitt Thomas, Kansas City, AFC.....	12	214	2
2002	Rod Woodson, Oak. Raiders, AFC.....	8	225	2		Ray Brown, Atlanta, NFC.....	8	164	1
	Brian Kelly, Tampa Bay, NFC.....	8	68	0	1973	Dick Anderson, Miami, AFC.....	8	163	2
2001	*Anthony Henry, Cle. Browns, AFC.....	10	177	1		Mike Wagner, Pittsburgh, AFC.....	8	134	0
	Ronde Barber, Tampa Bay, NFC.....	10	86	1		Bobby Bryant, Minnesota, NFC.....	7	105	1
2000	Darren Sharper, Green Bay, NFC.....	9	109	0	1972	Bill Bradley, Philadelphia, NFC.....	9	73	0
	Samar Rolle, Tennessee, AFC.....	7	140	1		Mike Sensibaugh, Kansas City, AFC.....	8	65	0
	Brian Walker, Miami, AFC.....	7	80	0	1971	Bill Bradley, Philadelphia, NFC.....	11	248	0
1999	Rod Woodson, Bal. Ravens, AFC.....	7	195	2		Ken Houston, Hou. Oilers, AFC.....	9	220	4
	Sam Madison, Miami, AFC.....	7	164	1	1970	Johnny Robinson, Kansas City, AFC.....	10	155	0
	James Hasty, Kansas City, AFC.....	7	98	2		Dick LeBeau, Detroit, NFC.....	9	96	0
	Donnie Abraham, Tampa Bay, NFC.....	7	115	2	1969	Mel Renfro, Dal. Cowboys, NFL.....	10	118	0
	Troy Vincent, Philadelphia, NFC.....	7	91	0		Emmitt Thomas, Kansas City, AFL.....	9	146	1
1998	Ty Law, New England, AFC.....	9	133	1	1968	Dave Grayson, Oak. Raiders, AFL.....	10	195	1
	Kwamie Lassiter, Arizona, NFC.....	8	80	0		Willie Williams, N.Y. Giants, NFL.....	10	103	0
1997	Ryan McNeil, St.L. Rams, NFC.....	9	127	1	1967	Miller Farr, Hou. Oilers, AFL.....	10	264	3
	Mark McMillian, Kansas City, AFC.....	8	274	3		*Lem Barney, Detroit, NFL.....	10	232	3
	Darryl Williams, Seattle, AFC.....	8	172	1		Tom Janik, Buffalo, AFL.....	10	222	2
1996	Tyrone Braxton, Denver, AFC.....	9	128	1		Dave Whitsell, New Orleans, NFL.....	10	178	2
	Keith Lyle, St.L. Rams, NFC.....	9	152	0		Dick Westmoreland, Miami, AFL.....	10	127	1
1995	*Orlando Thomas, Minnesota, NFC.....	9	108	1	1966	Larry Wilson, St.L. Cardinals, NFL.....	10	180	2
	Willie Williams, Pittsburgh, AFC.....	7	122	1		Johnny Robinson, Kansas City, AFL.....	10	136	1
1994	Eric Turner, Cle. Browns, AFC.....	9	199	1		Bobby Hunt, Kansas City, AFL.....	10	113	0
	Aeneas Williams, Arizona, NFC.....	9	89	0	1965	W.K. Hicks, Hou. Oilers, AFL.....	9	156	0
1993	Eugene Robinson, Seattle, AFC.....	9	80	0		Bobby Boyd, Bal. Colts, NFL.....	9	78	1
	Nate Odomes, Buffalo, AFC.....	9	65	0	1964	Dainard Paulson, N.Y. Jets, AFL.....	12	157	1
	Deion Sanders, Atlanta, NFC.....	7	91	0		*Paul Krause, Washington, NFL.....	12	140	1
1992	Henry Jones, Buffalo, AFC.....	8	263	2	1963	Fred Glick, Hou. Oilers, AFL.....	12	180	1
	Audray McMillian, Minnesota, NFC.....	8	157	2		Dick Lynch, N.Y. Giants, NFL.....	9	251	3
1991	Ronnie Lott, L.A. Raiders, AFC.....	8	52	0		Roosevelt Taylor, Chi. Bears, NFL.....	9	172	1
	Ray Crockett, Detroit, NFC.....	6	141	1	1962	Lee Riley, N.Y. Titans, AFL.....	11	122	0
	Deion Sanders, Atlanta, NFC.....	6	119	1		Willie Wood, Green Bay, NFL.....	9	132	0
	*Aeneas Williams, Phoenix, NFC.....	6	60	0	1961	Billy Atkins, Buffalo, AFL.....	10	158	0
	Tim McKyer, Atlanta, NFC.....	6	24	0		Dick Lynch, N.Y. Giants, NFL.....	9	60	0
1990	*Mark Carrier, Chi. Bears, NFC.....	10	39	0	1960	*Austin (Goose) Gonsoulin, Denver, AFL.....	11	98	0
	Richard Johnson, Hou. Oilers, AFC.....	8	100	1		Dave Baker, San Francisco, NFL.....	10	96	0

## YEARLY STATISTICAL LEADERS

Year	Player, Team	No.	Yards	TD
1959	Jerry Norton, St.L. Cardinals, NFL	10	96	0
	Dean Derby, Pittsburgh	7	127	0
	Milt Davis, Bal. Colts	7	119	1
	Don Shinnick, Bal. Colts	7	70	0
1958	Jim Patton, N.Y. Giants	11	183	0
1957	Milt Davis, Bal. Colts	10	219	2
	Jack Christiansen, Detroit	10	137	1
	Jack Butler, Pittsburgh	10	85	0
1956	Linden Crow, Chi. Cardinals	11	170	0
1955	Will Sherman, L.A. Rams	11	101	0
1954	Dick (Night Train) Lane, Chi. Cardinals	10	181	0
1953	Jack Christiansen, Detroit	12	238	1
1952	*Dick (Night Train) Lane, L.A. Rams	14	298	2
1951	Otto Schnellbacher, N.Y. Giants	11	194	2
1950	Orban (Spec) Sanders, N.Y. Yanks	13	199	0
1949	Bob Nussbaumer, Chi. Cardinals	12	157	0
1948	*Dan Sandifer, Washington	13	258	2
1947	Frank Reagan, N.Y. Giants	10	203	0
	Frank Seno, Boston	10	100	0
1946	Bill Dudley, Pittsburgh	10	242	1
1945	Roy Zimmerman, Philadelphia	7	90	0
1944	*Howard Livingston, N.Y. Giants	9	172	1
1943	Sammy Baugh, Washington	11	112	0
1942	Clyde (Bulldog) Turner, Chi. Bears	8	96	1
1941	Marshall Goldberg, Chi. Cardinals	7	54	0
	*Art Jones, Pittsburgh	7	35	0
1940	Clarence (Ace) Parker, Brooklyn	6	146	1
	Kent Ryan, Detroit	6	65	0
	Don Hutson, Green Bay	6	24	0

\*First season of professional football.

### ANNUAL PUNTING LEADERS

Year	Player, Team	No.	Avg.	Long
2021	A.J. Cole, Las Vegas, AFC	64	50.0	71
	Jack Fox, Detroit, NFC	65	49.2	70
2020	Corey Bojorquez, Buffalo, AFC	41	50.8	72
	Michael Dickson, Seattle, NFC	61	49.6	67
2019	Tress Way, Washington, NFC	79	49.6	79
	Brett Kern, Tennessee, AFC	78	47.1	70
2018	Andy Lee, Arizona, NFC	94	48.6	64
	Sam Koch, Bal. Ravens, AFC	60	47.4	65
2017	Brett Kern, Tennessee, AFC	75	49.7	74
	Johnny Hekker, L.A. Rams, NFC	65	47.9	70
2016	Pat McAfee, Indianapolis, AFC	55	49.3	74
	Sam Martin, Detroit, NFC	62	48.5	63
2015	Johnny Hekker, St.L. Rams, NFC	96	47.9	68
	Pat McAfee, Indianapolis, AFC	85	47.7	63
2014	*Tress Way, Washington, NFC	77	47.5	77
	Bryan Anger, Jacksonville, AFC	94	47.5	69
2013	Marquette King, Oak. Raiders, AFC	84	48.9	66
	Andy Lee, San Francisco, NFC	79	48.2	62
2012	Brandon Fields, Miami, AFC	74	50.2	67
	Thomas Morstead, New Orleans, NFC	74	50.1	70
2011	Andy Lee, San Francisco, NFC	78	50.9	68
	Shane Lechler, Oak. Raiders, AFC	78	50.8	80
2010	Mat McBriar, Dal. Cowboys, NFC	65	47.9	65
	Shane Lechler, Oak. Raiders, AFC	77	47.0	68
2009	Shane Lechler, Oak. Raiders, AFC	96	51.1	70
	Andy Lee, San Francisco, NFC	99	47.6	64
2008	Donnie Jones, St.L. Rams, NFC	82	50.0	68
	Shane Lechler, Oak. Raiders, AFC	90	48.8	70
2007	Shane Lechler, Oak. Raiders, AFC	73	49.1	70
	Andy Lee, San Francisco, NFC	105	47.3	74
2006	Mat McBriar, Dal. Cowboys, NFC	56	48.2	75
	Shane Lechler, Oak. Raiders, AFC	77	47.5	67
2005	Brian Moorman, Buffalo, AFC	71	45.7	68
	Josh Bidwell, Tampa Bay, NFC	90	45.6	61
2004	Shane Lechler, Oak. Raiders, AFC	73	46.7	67
	Tom Tupa, Washington, NFC	103	44.1	61
2003	Shane Lechler, Oak. Raiders, AFC	96	46.9	73
	Todd Sauerbrun, Carolina, NFC	77	44.6	64
2002	Todd Sauerbrun, Carolina, NFC	104	45.5	67
	Chris Hanson, Jacksonville, AFC	81	44.2	64
2001	Todd Sauerbrun, Carolina, NFC	93	47.5	73

Year	Player, Team	No.	Avg.	Long
	Shane Lechler, Oak. Raiders, AFC	73	46.2	65
2000	Darren Bennett, S.D. Chargers, AFC	92	46.2	66
	Mitch Berger, Minnesota, NFC	62	44.7	60
1999	Tom Rouen, Denver, AFC	84	46.5	65
	Mitch Berger, Minnesota, NFC	61	45.4	75
1998	Craig Henrich, Tennessee, AFC	69	47.2	71
	Mark Royals, New Orleans, NFC	88	45.6	64
1997	Mark Royals, New Orleans, NFC	88	45.9	66
	Tom Tupa, New England, AFC	78	45.8	73
1996	John Kidd, Miami, AFC	78	46.3	63
	Matt Turk, Washington, NFC	75	45.1	63
1995	Rick Tuten, Seattle, AFC	83	45.0	73
	Sean Landeta, St.L. Rams, NFC	83	44.3	63
1994	Sean Landeta, L.A. Rams, NFC	78	44.8	62
	Jeff Gossett, L.A. Raiders, AFC	77	43.9	65
1993	Greg Montgomery, Hou. Oilers, AFC	54	45.6	77
	Jim Arnold, Detroit, NFC	72	44.5	68
1992	Greg Montgomery, Hou. Oilers, AFC	53	46.9	66
	Harry Newsome, Minnesota, NFC	72	45.0	84
1991	Reggie Roby, Miami, AFC	54	45.7	64
	Harry Newsome, Minnesota, AFC	68	45.5	65
1990	Mike Horan, Denver, AFC	58	44.4	67
	Sean Landeta, N.Y. Giants, NFC	75	44.1	67
1989	Rich Camarillo, Phoenix, NFC	76	43.4	58
	Greg Montgomery, Hou. Oilers, AFC	56	43.3	63
1988	Harry Newsome, Pittsburgh, AFC	65	45.4	62
	Jim Arnold, Detroit, NFC	97	42.4	69
1987	Rick Donnelly, Atlanta, NFC	61	44.0	62
	Ralf Mojsiejenko, S.D. Chargers, AFC	67	42.9	57
1986	Rohn Stark, Indianapolis, AFC	76	45.2	63
	Sean Landeta, N.Y. Giants, NFC	79	44.8	61
1985	Rohn Stark, Indianapolis, AFC	78	45.9	68
	*Rick Donnelly, Atlanta, NFC	59	43.6	68
1984	Jim Arnold, Kansas City, AFC	98	44.9	63
	*Brian Hansen, New Orleans, NFC	69	43.8	66
1983	Rohn Stark, Bal. Colts, AFC	91	45.3	68
	Frank Garcia, Tampa Bay, NFC	95	42.2	64
1982	Luke Prestridge, Denver, AFC	45	45.0	65
	Carl Birdsong, St.L. Cardinals, NFC	54	43.8	65
1981	Pat McInally, Cincinnati, AFC	72	45.4	62
	Tom Skladany, Detroit, NFC	64	43.5	74
1980	Dave Jennings, N.Y. Giants, NFC	94	44.8	63
	Luke Prestridge, Denver, AFC	70	43.9	57
1979	*Bob Grupp, Kansas City, AFC	89	43.6	74
	Dave Jennings, N.Y. Giants, NFC	104	42.7	72
1978	Pat McInally, Cincinnati, AFC	91	43.1	65
	*Tom Skladany, Detroit, NFC	86	42.5	63
1977	Ray Guy, Oak. Raiders, AFC	59	43.3	74
	Tom Blanchard, New Orleans, NFC	82	42.4	66
1976	Marv Bateman, Buffalo, AFC	86	42.8	78
	John James, Atlanta, NFC	101	42.1	67
1975	Ray Guy, Oak. Raiders, AFC	68	43.8	64
	Herman Weaver, Detroit, NFC	80	42.0	61
1974	Ray Guy, Oak. Raiders, AFC	74	42.2	66
	Tom Blanchard, New Orleans, NFC	88	42.1	71
1973	Jerrel Wilson, Kansas City, AFC	80	45.5	68
	*Tom Wittum, San Francisco, NFC	79	43.7	62
1972	Jerrel Wilson, Kansas City, AFC	66	44.8	69
	Dave Chapple, L.A. Rams, NFC	53	44.2	70
1971	Dave Lewis, Cincinnati, AFC	72	44.8	56
	Tom McNeill, Philadelphia, NFC	73	42.0	64
1970	Dave Lewis, Cincinnati, AFC	79	46.2	63
	*Julian Fagan, New Orleans, NFC	77	42.5	64
1969	David Lee, Bal. Colts, NFL	57	45.3	66
	Dennis Partee, S.D. Chargers, AFC	71	44.6	62
1968	Jerrel Wilson, Kansas City, AFC	63	45.1	70
	Billy Lothridge, Atlanta, NFL	75	44.3	70
1967	Bob Scarpitto, Denver, AFC	105	44.9	73
	Billy Lothridge, Atlanta, NFL	87	43.7	62
1966	Bob Scarpitto, Denver, AFC	76	45.8	70
	*David Lee, Bal. Colts, NFL	49	45.6	64
1965	Gary Collins, Cle. Browns, NFL	65	46.7	71
	Jerrel Wilson, Kansas City, AFC	69	45.4	64
1964	Bobby Walden, Minnesota, NFL	72	46.4	73

## YEARLY STATISTICAL LEADERS

Year	Player, Team	No.	Avg.	Long
	Jim Fraser, Denver, AFL.....	73	44.2	67
1963	Yale Lary, Detroit, NFL.....	35	48.9	73
	Jim Fraser, Denver, AFL.....	81	44.4	66
1962	Tommy Davis, San Francisco, NFL.....	48	45.6	82
	Jim Fraser, Denver, AFL.....	55	43.6	75
1961	Yale Lary, Detroit, NFL.....	52	48.4	71
	Billy Atkins, Buffalo, AFL.....	85	44.5	70
1960	Jerry Norton, St.L. Cardinals, NFL.....	39	45.6	62
	*Paul Maguire, L.A. Chargers, AFL.....	43	40.5	61
1959	Yale Lary, Detroit.....	45	47.1	67
1958	Sam Baker, Washington.....	48	45.4	64
1957	Don Chandler, N.Y. Giants.....	60	44.6	61
1956	Norm Van Brocklin, L.A. Rams.....	48	43.1	72
1955	Norm Van Brocklin, L.A. Rams.....	60	44.6	61
1954	Pat Brady, Pittsburgh.....	66	43.2	72
1953	Pat Brady, Pittsburgh.....	80	46.9	64
1952	Horace Gillom, Cle. Browns.....	61	45.7	73
1951	Horace Gillom, Cle. Browns.....	73	45.5	66
1950	*Fred (Curly) Morrison, Chi. Bears.....	57	43.3	65
1949	*Mike Boyda, N.Y. Bulldogs.....	56	44.2	61
1948	Joe Muha, Philadelphia.....	57	47.3	82
1947	Jack Jacobs, Green Bay.....	57	43.5	74
1946	Roy McKay, Green Bay.....	64	42.7	64
1945	Roy McKay, Green Bay.....	44	41.2	73
1944	Frank Sinkwich, Detroit.....	45	41.0	73
1943	Sammy Baugh, Washington.....	50	45.9	81
1942	Sammy Baugh, Washington.....	37	48.2	74
1941	Sammy Baugh, Washington.....	30	48.7	75
1940	Sammy Baugh, Washington.....	35	51.4	85
1939	*Parker Hall, Cle. Rams.....	58	40.8	80

*\*First season of professional football.*

### ANNUAL LEADERS IN SACKS (SINCE 1982)

Year	Player, Team	Sacks
2021	T.J. Watt, Pittsburgh, AFC.....	22.5
	Robert Quinn, Chi. Bears, NFC.....	18.5
2020	T.J. Watt, Pittsburgh, AFC.....	15.0
	Aaron Donald, L.A. Rams, NFC.....	13.5
	Trey Hendrickson, New Orleans, NFC.....	13.5
2019	Shaquil Barrett, Tampa Bay, AFC.....	19.5
	T.J. Watt, Pittsburgh, AFC.....	14.5
2018	Aaron Donald, L.A. Rams, NFC.....	20.5
	J.J. Watt, Hou. Texans, AFC.....	16.0
2017	Chandler Jones, Arizona, AFC.....	17.0
	Calais Campbell, Jacksonville, AFC.....	14.5
2016	Vic Beasley, Atlanta, AFC.....	15.5
	Von Miller, Denver, AFC.....	13.5
2015	J.J. Watt, Hou. Texans, AFC.....	17.5
	Ezekiel Ansah, Detroit, NFC.....	14.5
2014	Justin Houston, Kansas City, AFC.....	22.0
	Connor Barwin, Philadelphia, NFC.....	14.5
2013	Robert Mathis, Indianapolis, AFC.....	19.5
	Robert Quinn, St.L. Rams, NFC.....	19.0
2012	J.J. Watt, Hou. Texans, AFC.....	20.5
	Aldon Smith, San Francisco, NFC.....	19.5
2011	Jared Allen, Minnesota, AFC.....	22.0
	Terrell Suggs, Bal. Ravens, AFC.....	14.0
2010	DeMarcus Ware, Dal. Cowboys, AFC.....	15.5
	Tamba Hali, Kansas City, AFC.....	14.5
2009	Elvis Dumervil, Denver, AFC.....	17.0
	Jared Allen, Minnesota, AFC.....	14.5
2008	DeMarcus Ware, Dal. Cowboys, AFC.....	20.0
	Joey Porter, Miami, AFC.....	17.5
2007	Jared Allen, Kansas City, AFC.....	15.5
	Patrick Kerney, Seattle, AFC.....	14.5
2006	Shawne Merriman, S.D. Chargers, AFC.....	17.0
	Aaron Kampman, Green Bay, NFC.....	15.5
2005	Derrick Burgess, Oak. Raiders, AFC.....	16.0
	Osi Umenyiora, N.Y. Giants, NFC.....	14.5
2004	Dwight Freeney, Indianapolis, AFC.....	16.0
	Bertrand Berry, Arizona, AFC.....	14.5
2003	Michael Strahan, N.Y. Giants, NFC.....	18.5
	Adewale Ogunleye, Miami, AFC.....	15.0
2002	Jason Taylor, Miami, AFC.....	18.5
	Simeon Rice, Tampa Bay, NFC.....	15.5

Year	Player, Team	Sacks
2001	Michael Strahan, N.Y. Giants, NFC.....	22.5
	Peter Boulware, Bal. Ravens, AFC.....	15.0
2000	La'Roï Glover, New Orleans, AFC.....	17.0
	Trace Armstrong, Miami, AFC.....	16.5
1999	Kevin Carter, St.L. Rams, NFC.....	17.0
	*Jevon Kearse, Tennessee, AFC.....	14.5
1998	Michael Sinclair, Seattle, AFC.....	16.5
	Reggie White, Green Bay, NFC.....	16.0
1997	John Randle, Minnesota, AFC.....	15.5
	Bruce Smith, Buffalo, AFC.....	14.0
1996	Kevin Greene, Carolina, NFC.....	14.5
	Michael McCrary, Seattle, AFC.....	13.5
	Bruce Smith, Buffalo, AFC.....	13.5
1995	Bryce Paup, Buffalo, AFC.....	17.5
	William Fuller, Philadelphia, NFC.....	13.0
	Wayne Martin, New Orleans, NFC.....	13.0
1994	Kevin Greene, Pittsburgh, AFC.....	14.0
	Ken Harvey, Washington, AFC.....	13.5
	John Randle, Minnesota, AFC.....	13.5
1993	Neil Smith, Kansas City, AFC.....	15.0
	Renaldo Turnbull, New Orleans, NFC.....	13.0
	Reggie White, Green Bay, NFC.....	13.0
1992	Clyde Simmons, Philadelphia, AFC.....	19.0
	Leslie O'Neal, S.D. Chargers, AFC.....	17.0
1991	Pat Swilling, New Orleans, AFC.....	17.0
	William Fuller, Hou. Oilers, AFC.....	15.0
1990	Derrick Thomas, Kansas City, AFC.....	20.0
	Charles Haley, San Francisco, NFC.....	16.0
1989	Chris Doleman, Minnesota, AFC.....	21.0
	Lee Williams, S.D. Chargers, AFC.....	14.0
1988	Reggie White, Philadelphia, AFC.....	18.0
	Greg Townsend, L.A. Raiders, AFC.....	11.5
1987	Reggie White, Philadelphia, AFC.....	21.0
	Andre Tippett, New England, AFC.....	12.5
1986	Lawrence Taylor, N.Y. Giants, NFC.....	20.5
	Sean Jones, L.A. Raiders, AFC.....	15.5
1985	Richard Dent, Chi. Bears, AFC.....	17.0
	Andre Tippett, New England, AFC.....	16.5
1984	Mark Gastineau, N.Y. Jets, AFC.....	22.0
	Richard Dent, Chi. Bears, AFC.....	17.5
1983	Mark Gastineau, N.Y. Jets, AFC.....	19.0
	Fred Dean, San Francisco, NFC.....	17.5
1982	Doug Martin, Minnesota, AFC.....	11.5
	Jesse Baker, Hou. Oilers, AFC.....	7.5

*\*First season of professional football.*

### POINTS SCORED

Year	Team	Points
2021	Dal. Cowboys, NFC.....	530
	Buffalo, AFC.....	483
2020	Green Bay, NFC.....	509
	Buffalo, AFC.....	501
2019	Bal. Ravens, AFC.....	531
	San Francisco, NFC.....	479
2018	Kansas City, AFC.....	565
	L.A. Rams, NFC.....	527
2017	L.A. Rams, NFC.....	478
	New England, AFC.....	458
2016	Atlanta, AFC.....	540
	New England, AFC.....	441
2015	Carolina, AFC.....	500
	New England, AFC.....	465
2014	Green Bay, NFC.....	486
	Denver, AFC.....	482
2013	Denver, AFC.....	606
	Chi. Bears, NFC.....	445
2012	New England, AFC.....	557
	New Orleans, NFC.....	461
2011	Green Bay, NFC.....	560
	New England, AFC.....	513
2010	New England, AFC.....	518
	Philadelphia, NFC.....	439
2009	New Orleans, NFC.....	510
	S.D. Chargers, AFC.....	454
2008	New Orleans, NFC.....	463

## YEARLY STATISTICAL LEADERS

Year	Team	Points	Year	Team	Points	
2007	S.D. Chargers, AFC	439	1971	Dal. Cowboys, NFC	406	
	New England, AFC	589		Oak. Raiders, AFC	344	
	Dal. Cowboys, NFC	455	1970	San Francisco, NFC	352	
2006	S.D. Chargers, AFC	492		Bal. Colts, AFC	321	
	Chi. Bears, NFC	427	1969	Minnesota, NFL	379	
2005	Seattle, NFC	452		Oak. Raiders, AFL	377	
	Indianapolis, AFC	439	1968	Oak. Raiders, AFL	453	
2004	Indianapolis, AFC	522		Dal. Cowboys, NFL	431	
	Green Bay, NFC	424	1967	Oak. Raiders, AFL	468	
2003	Kansas City, AFC	484		L.A. Rams, NFL	398	
	St.L. Rams, NFC	447	1966	Kansas City, AFL	448	
2002	Kansas City, AFC	467		Dal. Cowboys, NFL	445	
	New Orleans, NFC	432	1965	San Francisco, NFL	421	
2001	St.L. Rams, NFC	503		S.D. Chargers, AFL	340	
	Indianapolis, AFC	413	1964	Bal. Colts, NFL	428	
2000	St.L. Rams, NFC	540		Buffalo, AFL	400	
	Denver, AFC	485	1963	N.Y. Giants, NFL	448	
1999	St.L. Rams, NFC	526		S.D. Chargers, AFL	399	
	Indianapolis, AFC	423	1962	Green Bay, NFL	415	
1998	Minnesota, NFC	556		Dal. Texans, AFL	389	
	Denver, AFC	501	1961	Hou. Oilers, AFL	513	
1997	Denver, AFC	472		Green Bay, NFL	391	
	Green Bay, NFC	422	1960	N.Y. Titans, AFL	382	
1996	Green Bay, NFC	456		Cle. Browns, NFL	362	
	New England, AFC	418	1959	Bal. Colts	374	
1995	San Francisco, NFC	457		Bal. Colts	381	
	Pittsburgh, AFC	407	1957	L.A. Rams	307	
1994	San Francisco, NFC	505		Chi. Bears	363	
	Miami, AFC	389	1956	Cle. Browns	349	
1993	San Francisco, NFC	473		1955	Detroit	337
	Denver, AFC	373	1954	San Francisco	372	
1992	San Francisco, NFC	431		L.A. Rams	349	
	Buffalo, AFC	381	1952	L.A. Rams	392	
1991	Washington, NFC	485		1951	L.A. Rams	466
	Buffalo, AFC	458	1950	Philadelphia	364	
1990	Buffalo, AFC	428		Chi. Cardinals	395	
	Philadelphia, NFC	396	1948	Chi. Bears	363	
1989	San Francisco, NFC	442		1947	Chi. Bears	289
	Buffalo, AFC	409	1946	Philadelphia	272	
1988	Cincinnati, AFC	448		1945	Philadelphia	267
	L.A. Rams, NFC	407	1944	Chi. Bears	303	
1987	San Francisco, NFC	459		1943	Chi. Bears	376
	Cle. Browns, AFC	390	1942	Chi. Bears	396	
1986	Miami, AFC	430		1941	Washington	245
	Minnesota, NFC	398	1940	Chi. Bears	298	
1985	S.D. Chargers, AFC	467		1939	Green Bay	223
	Chi. Bears, NFC	456	1938	Green Bay	220	
1984	Miami, AFC	513		1937	Green Bay	248
	San Francisco, NFC	475	1936	Chi. Bears	192	
1983	Washington, NFC	541		1935	Chi. Bears	286
	L.A. Raiders, AFC	442	1934	N.Y. Giants	244	
1982	S.D. Chargers, AFC	288		1933	Chi. Bears	160
	Dal. Cowboys, NFC	226				
	Green Bay, NFC	226				
1981	S.D. Chargers, AFC	478				
	Atlanta, NFC	426				
1980	Dal. Cowboys, NFC	454				
	New England, AFC	441				
1979	Pittsburgh, AFC	416				
	Dal. Cowboys, NFC	371				
1978	Dal. Cowboys, NFC	384				
	Miami, AFC	372				
1977	Oak. Raiders, AFC	351				
	Dal. Cowboys, NFC	345				
1976	Bal. Colts, AFC	417				
	L.A. Rams, NFC	351				
1975	Buffalo, AFC	420				
	Minnesota, NFC	377				
1974	Oak. Raiders, AFC	355				
	Washington, NFC	320				
1973	L.A. Rams, NFC	388				
	Denver, AFC	354				
1972	Miami, AFC	385				
	San Francisco, NFC	353				

TOTAL YARDS GAINED		
Year	Team	Yards
2021	Dal. Cowboys, NFC	6,919
	Kansas City, AFC	6,746
2020	Kansas City, AFC	6,653
	Minnesota, NFC	6,292
2019	Dal. Cowboys, NFC	6,904
	Bal. Ravens, AFC	6,521
2018	Kansas City, AFC	6,810
	L.A. Rams, NFC	6,738
2017	New England, AFC	6,307
	New Orleans, NFC	6,259
2016	New Orleans, NFC	6,816
	New England, AFC	6,180
2015	Arizona, NFC	6,533
	Pittsburgh, AFC	6,327
2014	New Orleans, NFC	6,582
	Pittsburgh, AFC	6,577
2013	Denver, AFC	7,317
	Philadelphia, NFC	6,676
2012	New England, AFC	6,846
	New Orleans, NFC	6,574

## YEARLY STATISTICAL LEADERS

Year	Team	Yards	Year	Team	Yards
2011	New Orleans, NFC	7,474	1974	Dal. Cowboys, NFC	4,983
	New England, AFC	6,848		Oak. Raiders, AFC	4,718
2010	S.D. Chargers, AFC	6,329	1973	L.A. Rams, NFC	4,906
	Philadelphia, NFC	6,230		Oak. Raiders, AFC	4,773
2009	New Orleans, NFC	6,461	1972	Miami, AFC	5,036
	New England, AFC	6,357		N.Y. Giants, NFC	4,483
2008	New Orleans, NFC	6,571	1971	Dal. Cowboys, NFC	5,035
	Denver, AFC	6,333		S.D. Chargers, AFC	4,738
2007	New England, AFC	6,580	1970	Oak. Raiders, AFC	4,829
	Green Bay, NFC	5,931		San Francisco, NFC	4,503
2006	New Orleans, NFC	6,264	1969	Dal. Cowboys, NFL	5,122
	Indianapolis, AFC	6,070		Oak. Raiders, AFL	5,036
2005	Kansas City, AFC	6,192	1968	Oak. Raiders, AFL	5,696
	Seattle, NFC	5,915		Dal. Cowboys, NFL	5,117
2004	Kansas City, AFC	6,695	1967	N.Y. Jets, AFL	5,152
	Green Bay, NFC	6,357		Bal. Colts, NFL	5,008
2003	Minnesota, NFC	6,294	1966	Dal. Cowboys, NFL	5,145
	Kansas City, AFC	5,910		Kansas City, AFL	5,114
2002	Oak. Raiders, AFC	6,237	1965	San Francisco, NFL	5,270
	Minnesota, NFC	6,192		S.D. Chargers, AFL	5,188
2001	St.L. Rams, NFC	6,690	1964	Buffalo, AFL	5,206
	Indianapolis, AFC	5,955		Bal. Colts, NFL	4,779
2000	St.L. Rams, NFC	7,075	1963	S.D. Chargers, AFL	5,153
	Denver, AFC	6,554		N.Y. Giants, NFL	5,024
1999	St.L. Rams, NFC	6,412	1962	N.Y. Giants, NFL	5,005
	Indianapolis, AFC	5,726		Hou. Oilers, AFL	4,971
1998	San Francisco, NFC	6,800	1961	Hou. Oilers, AFL	6,288
	Denver, AFC	6,092		Philadelphia, NFL	5,112
1997	Denver, AFC	5,872	1960	Hou. Oilers, AFL	4,936
	Detroit, NFC	5,798		Bal. Colts, NFL	4,245
1996	Denver, AFC	5,791	1959	Bal. Colts	4,458
	Philadelphia, NFC	5,627		Bal. Colts	4,539
1995	Detroit, NFC	6,113	1957	L.A. Rams	4,143
	Denver, AFC	6,040	1956	Chi. Bears	4,537
1994	Miami, AFC	6,078	1955	Chi. Bears	4,316
	San Francisco, NFC	6,060	1954	L.A. Rams	5,187
1993	San Francisco, NFC	6,435	1953	Philadelphia	4,811
	Miami, AFC	5,812	1952	Cle. Browns	4,352
1992	San Francisco, NFC	6,195	1951	L.A. Rams	5,506
	Buffalo, AFC	5,893	1950	L.A. Rams	5,420
1991	Buffalo, AFC	6,252	1949	Chi. Bears	4,873
	San Francisco, NFC	5,858	1948	Chi. Cardinals	4,705
1990	Hou. Oilers, AFC	6,222	1947	Chi. Bears	5,053
	San Francisco, NFC	5,895	1946	L.A. Rams	3,793
1989	San Francisco, NFC	6,268	1945	Washington	3,549
	Cincinnati, AFC	6,101	1944	Chi. Bears	3,239
1988	Cincinnati, AFC	6,057	1943	Chi. Bears	4,045
	San Francisco, NFC	5,900	1942	Chi. Bears	3,900
1987	San Francisco, NFC	5,987	1941	Chi. Bears	4,265
	Denver, AFC	5,624	1940	Green Bay	3,400
1986	Cincinnati, AFC	6,490	1939	Chi. Bears	3,988
	San Francisco, NFC	6,082	1938	Green Bay	3,037
1985	S.D. Chargers, AFC	6,535	1937	Green Bay	3,201
	San Francisco, NFC	5,920	1936	Detroit	3,703
1984	Miami, AFC	6,936	1935	Chi. Bears	3,454
	San Francisco, NFC	6,366	1934	Chi. Bears	3,900
1983	S.D. Chargers, AFC	6,197	1933	N.Y. Giants	2,973
	Green Bay, NFC	6,172	1932	Chi. Bears	2,755
1982	S.D. Chargers, AFC	4,048			
	San Francisco, NFC	3,242			
1981	S.D. Chargers, AFC	6,744			
	Detroit, NFC	5,933			
1980	S.D. Chargers, AFC	6,410			
	L.A. Rams, NFC	6,006			
1979	Pittsburgh, AFC	6,258			
	Dal. Cowboys, NFC	5,968			
1978	New England, AFC	5,965			
	Dal. Cowboys, NFC	5,959			
1977	Dal. Cowboys, NFC	4,812			
	Oak. Raiders, AFC	4,736			
1976	Bal. Colts, AFC	5,236			
	St.L. Cardinals, NFC	5,136			
1975	Buffalo, AFC	5,467			
	Dal. Cowboys, NFC	5,025			

### YARDS RUSHING

Year	Team	Yards
2021	Philadelphia, NFC	2,715
	Indianapolis, AFC	2,540
2020	Bal. Ravens, AFC	3,071
	Minnesota, NFC	2,283
2019	Bal. Ravens, AFC	3,296
	San Francisco, NFC	2,305
2018	Seattle, NFC	2,560
	Bal. Ravens, AFC	2,441
2017	Jacksonville, AFC	2,262
	Dal. Cowboys, NFC	2,170
2016	Buffalo, AFC	2,630
	Dal. Cowboys, NFC	2,396
2015	Buffalo, AFC	2,432

## YEARLY STATISTICAL LEADERS

Year	Team	Yards
	Carolina, NFC	2,282
2014	Seattle, NFC	2,762
	N.Y. Jets, AFC	2,280
2013	Philadelphia, NFC	2,566
	Buffalo, AFC	2,307
2012	Washington, NFC	2,709
	Kansas City, AFC	2,395
2011	Denver, AFC	2,632
	Carolina, NFC	2,408
2010	Kansas City, AFC	2,627
	Philadelphia, NFC	2,324
2009	N.Y. Jets, AFC	2,756
	Carolina, NFC	2,498
2008	N.Y. Giants, NFC	2,518
	Bal. Ravens, AFC	2,376
2007	Minnesota, NFC	2,634
	Jacksonville, AFC	2,391
2006	Atlanta, NFC	2,939
	S.D. Chargers, AFC	2,578
2005	Atlanta, NFC	2,546
	Denver, AFC	2,539
2004	Atlanta, NFC	2,672
	Pittsburgh, AFC	2,464
2003	Bal. Ravens, AFC	2,674
	Green Bay, NFC	2,558
2002	Minnesota, NFC	2,507
	Miami, AFC	2,502
2001	Pittsburgh, AFC	2,774
	San Francisco, NFC	2,244
2000	Oak. Raiders, AFC	2,470
	Minnesota, NFC	2,129
1999	San Francisco, NFC	2,095
	Jacksonville, AFC	2,091
1998	San Francisco, NFC	2,544
	Denver, AFC	2,468
1997	Pittsburgh, AFC	2,479
	Detroit, NFC	2,464
1996	Denver, AFC	2,362
	Washington, NFC	1,910
1995	Kansas City, AFC	2,222
	Dal. Cowboys, NFC	2,201
1994	Pittsburgh, AFC	2,180
	Detroit, NFC	2,080
1993	N.Y. Giants, NFC	2,210
	Seattle, AFC	2,015
1992	Buffalo, AFC	2,436
	Philadelphia, NFC	2,388
1991	Buffalo, AFC	2,381
	Minnesota, NFC	2,201
1990	Philadelphia, NFC	2,556
	S.D. Chargers, AFC	2,257
1989	Cincinnati, AFC	2,483
	Chi. Bears, NFC	2,287
1988	Cincinnati, AFC	2,710
	San Francisco, NFC	2,523
1987	San Francisco, NFC	2,237
	L.A. Raiders, AFC	2,197
1986	Chi. Bears, NFC	2,700
	Cincinnati, AFC	2,533
1985	Chi. Bears, NFC	2,761
	Indianapolis, AFC	2,439
1984	Chi. Bears, NFC	2,974
	N.Y. Jets, AFC	2,189
1983	Chi. Bears, NFC	2,727
	Bal. Colts, AFC	2,695
1982	Buffalo, AFC	1,371
	Dal. Cowboys, NFC	1,313
1981	Detroit, NFC	2,795
	Kansas City, AFC	2,633
1980	L.A. Rams, NFC	2,799
	Hou. Oilers, AFC	2,635
1979	N.Y. Jets, AFC	2,646
	St.L. Cardinals, NFC	2,582
1978	New England, AFC	3,165

Year	Team	Yards
	Dal. Cowboys, NFC	2,783
1977	Chi. Bears, NFC	2,811
	Oak. Raiders, AFC	2,627
1976	Pittsburgh, AFC	2,971
	L.A. Rams, NFC	2,528
1975	Buffalo, AFC	2,974
	Dal. Cowboys, NFC	2,432
1974	Dal. Cowboys, NFC	2,454
	Pittsburgh, AFC	2,417
1973	Buffalo, AFC	3,088
	L.A. Rams, NFC	2,925
1972	Miami, AFC	2,960
	Chi. Bears, NFC	2,360
1971	Miami, AFC	2,429
	Detroit, NFC	2,376
1970	Dal. Cowboys, NFC	2,300
	Miami, AFC	2,082
1969	Dal. Cowboys, NFL	2,276
	Kansas City, AFL	2,220
1968	Chi. Bears, NFL	2,377
	Kansas City, AFL	2,227
1967	Cle. Browns, NFL	2,139
	Hou. Oilers, AFL	2,122
1966	Kansas City, AFL	2,274
	Cle. Browns, NFL	2,166
1965	Cle. Browns, NFL	2,331
	S.D. Chargers, AFL	2,085
1964	Green Bay, NFL	2,276
	Buffalo, AFL	2,040
1963	Cle. Browns, NFL	2,639
	S.D. Chargers, AFL	2,203
1962	Buffalo, AFL	2,480
	Green Bay, NFL	2,460
1961	Green Bay, NFL	2,350
	Dal. Texans, AFL	2,189
1960	St.L. Cardinals, NFL	2,356
	Oak. Raiders, AFL	2,056
1959	Cle. Browns	2,149
1958	Cle. Browns	2,526
1957	L.A. Rams	2,142
1956	Chi. Bears	2,468
1955	Chi. Bears	2,388
1954	San Francisco	2,498
1953	San Francisco	2,230
1952	San Francisco	1,905
1951	Chi. Bears	2,408
1950	N.Y. Giants	2,336
1949	Philadelphia	2,607
1948	Chi. Cardinals	2,560
1947	L.A. Rams	2,171
1946	Green Bay	1,765
1945	Cle. Rams	1,714
1944	Philadelphia	1,661
1943	Phil-Pitt	1,730
1942	Chi. Bears	1,881
1941	Chi. Bears	2,263
1940	Chi. Bears	1,818
1939	Chi. Bears	2,043
1938	Detroit	1,893
1937	Detroit	2,074
1936	Detroit	2,885
1935	Chi. Bears	2,096
1934	Chi. Bears	2,847
1933	Boston	2,260
1932	Chi. Bears	1,770

### YARDS PASSING

Based on net yards since 1952.

Year	Team	Yards
2021	Tampa Bay, NFC	5,229
	L.A. Chargers, AFC	4,800
2020	Kansas City, AFC	4,854
	Tampa Bay, NFC	4,626
2019	Tampa Bay, NFC	4,845

## YEARLY STATISTICAL LEADERS

Year	Team	Yards	Year	Team	Yards
	Kansas City, AFC.....	4,498		San Francisco, NFC.....	2,502
2018	Tampa Bay, NFC.....	5,125	1981	S.D. Chargers, AFC.....	4,739
	Pittsburgh, AFC.....	5,008		Minnesota, NFC.....	4,333
2017	L.A. Chargers, AFC.....	4,431	1980	S.D. Chargers, AFC.....	4,531
	Tampa Bay, NFC.....	4,366		Minnesota, NFC.....	3,688
2016	New Orleans, NFC.....	5,074	1979	S.D. Chargers, AFC.....	3,915
	New England, AFC.....	4,308		San Francisco, NFC.....	3,641
2015	New Orleans, NFC.....	4,970	1978	S.D. Chargers, AFC.....	3,375
	Pittsburgh, AFC.....	4,603		Minnesota, NFC.....	3,243
2014	Indianapolis, AFC.....	4,894	1977	Buffalo, AFC.....	2,530
	New Orleans, NFC.....	4,764		St.L. Cardinals, NFC.....	2,499
2013	Denver, AFC.....	5,444	1976	Bal. Colts, AFC.....	2,933
	New Orleans, NFC.....	4,918		Minnesota, NFC.....	2,855
2012	New Orleans, NFC.....	4,997	1975	Cincinnati, AFC.....	3,241
	New England, AFC.....	4,662		Washington, NFC.....	2,917
2011	New Orleans, NFC.....	5,347	1974	Washington, NFC.....	2,978
	New England, AFC.....	5,084		Cincinnati, AFC.....	2,804
2010	Indianapolis, AFC.....	4,609	1973	Philadelphia, NFC.....	2,998
	New Orleans, NFC.....	4,441		Denver, AFC.....	2,519
2009	Hou. Texans, AFC.....	4,654	1972	N.Y. Jets, AFC.....	2,777
	New Orleans, NFC.....	4,355		San Francisco, NFC.....	2,735
2008	New Orleans, NFC.....	4,977	1971	S.D. Chargers, AFC.....	3,134
	Denver, AFC.....	4,471		Dal. Cowboys, NFC.....	2,786
2007	New England, AFC.....	4,731	1970	San Francisco, NFC.....	2,923
	Green Bay, NFC.....	4,334		Oak. Raiders, AFC.....	2,865
2006	New Orleans, NFC.....	4,503	1969	Oak. Raiders, AFL.....	3,271
	Indianapolis, AFC.....	4,308		San Francisco, NFL.....	3,158
2005	Arizona, NFC.....	4,437	1968	S.D. Chargers, AFL.....	3,623
	New England, AFC.....	4,120		Dal. Cowboys, NFL.....	3,026
2004	Indianapolis, AFC.....	4,623	1967	N.Y. Jets, AFL.....	3,845
	Minnesota, NFC.....	4,516		Washington, NFL.....	3,730
2003	Indianapolis, AFC.....	4,179	1966	N.Y. Jets, AFL.....	3,464
	St.L. Rams, NFC.....	3,961		Dal. Cowboys, NFL.....	3,023
2002	Oak. Raiders, AFC.....	4,475	1965	San Francisco, NFL.....	3,487
	St.L. Rams, NFC.....	4,154		S.D. Chargers, AFL.....	3,103
2001	St.L. Rams, NFC.....	4,663	1964	Hou. Oilers, AFL.....	3,527
	Indianapolis, AFC.....	3,989		Chi. Bears, NFL.....	2,841
2000	St.L. Rams, NFC.....	5,232	1963	Bal. Colts, NFL.....	3,296
	Indianapolis, AFC.....	4,282		Hou. Oilers, AFL.....	3,222
1999	St.L. Rams, NFC.....	4,353	1962	Denver, AFL.....	3,404
	Indianapolis, AFC.....	4,066		Philadelphia, NFL.....	3,385
1998	Minnesota, NFC.....	4,328	1961	Hou. Oilers, AFL.....	4,392
	N.Y. Jets, AFC.....	3,836		Philadelphia, NFL.....	3,605
1997	Seattle, AFC.....	3,959	1960	Hou. Oilers, AFL.....	3,203
	Green Bay, NFC.....	3,705		Bal. Colts, NFL.....	2,956
1996	Jacksonville, AFC.....	4,110	1959	Bal. Colts.....	2,753
	Philadelphia, NFC.....	3,745	1958	Pittsburgh.....	2,752
1995	San Francisco, NFC.....	4,608	1957	Bal. Colts.....	2,388
	Miami, AFC.....	4,210	1956	L.A. Rams.....	2,419
1994	New England, AFC.....	4,444	1955	Philadelphia.....	2,472
	Minnesota, NFC.....	4,324	1954	Chi. Bears.....	3,104
1993	Miami, AFC.....	4,353	1953	Philadelphia.....	3,089
	San Francisco, NFC.....	4,302	1952	Cle. Browns.....	2,566
1992	Hou. Oilers, AFC.....	4,029	1951	L.A. Rams.....	3,296
	San Francisco, NFC.....	3,880	1950	L.A. Rams.....	3,709
1991	Hou. Oilers, AFC.....	4,621	1949	Chi. Bears.....	3,055
	San Francisco, NFC.....	3,997	1948	Washington.....	2,861
1990	Hou. Oilers, AFC.....	4,805	1947	Washington.....	3,336
	San Francisco, NFC.....	4,177	1946	L.A. Rams.....	2,080
1989	Washington, NFC.....	4,349	1945	Chi. Bears.....	1,857
	Miami, AFC.....	4,216	1944	Washington.....	2,021
1988	Miami, AFC.....	4,516	1943	Chi. Bears.....	2,310
	Washington, NFC.....	4,136	1942	Green Bay.....	2,407
1987	Miami, AFC.....	3,876	1941	Chi. Bears.....	2,002
	San Francisco, NFC.....	3,750	1940	Washington.....	1,887
1986	Miami, AFC.....	4,779	1939	Chi. Bears.....	1,965
	San Francisco, NFC.....	4,096	1938	Washington.....	1,536
1985	S.D. Chargers, AFC.....	4,870	1937	Green Bay.....	1,398
	Dal. Cowboys, NFC.....	3,861	1936	Green Bay.....	1,629
1984	Miami, AFC.....	5,018	1935	Green Bay.....	1,449
	St.L. Cardinals, NFC.....	4,257	1934	Green Bay.....	1,165
1983	S.D. Chargers, AFC.....	4,661	1933	N.Y. Giants.....	1,348
	Green Bay, NFC.....	4,365	1932	Chi. Bears.....	1,013
1982	S.D. Chargers, AFC.....	2,927			



## YEARLY STATISTICAL LEADERS

### FEWEST POINTS ALLOWED

Year	Team	Points	Year	Team	Points
2021	Buffalo, AFC	289			
	New Orleans, NFC	335	1984	N.Y. Jets, AFC	264
2020	L.A. Rams, NFC	296		San Francisco, NFC	227
	Bal. Ravens, AFC	303		Denver, AFC	241
2019	New England, AFC	225	1983	Miami, AFC	250
	Chi. Bears, NFC	298		Detroit, NFC	286
2018	Chi. Bears, NFC	283	1982	Washington, NFC	128
	Bal. Ravens, AFC	287		Miami, AFC	131
2017	Minnesota, NFC	252	1981	Philadelphia, NFC	221
	Jacksonville, AFC	268		Miami, AFC	275
2016	New England, AFC	250	1980	Philadelphia, NFC	222
	N.Y. Giants, NFC	284		Hou. Oilers, AFC	251
2015	Seattle, NFC	277	1979	Tampa Bay, NFC	237
	Cincinnati, AFC	279		S.D. Chargers, AFC	246
2014	Seattle, NFC	254	1978	Pittsburgh, AFC	195
	Kansas City, AFC	281		Dal. Cowboys, NFC	208
2013	Seattle, NFC	231	1977	Atlanta, NFC	129
	Cincinnati, AFC	305		Denver, AFC	148
	Kansas City, AFC	305	1976	Pittsburgh, AFC	138
2012	Seattle, NFC	245		Minnesota, NFC	176
	Denver, AFC	289	1975	L.A. Rams, NFC	135
2011	Pittsburgh, AFC	227		Pittsburgh, AFC	162
	San Francisco, NFC	229	1974	L.A. Rams, NFC	181
2010	Pittsburgh, AFC	232		Pittsburgh, AFC	189
	Green Bay, NFC	240	1973	Miami, AFC	150
2009	N.Y. Jets, AFC	236		Minnesota, NFC	168
	Dal. Cowboys, NFC	250	1972	Miami, AFC	171
2008	Pittsburgh, AFC	223		Washington, NFC	218
	Philadelphia, NFC	289	1971	Minnesota, NFC	139
2007	Indianapolis, AFC	262		Bal. Colts, AFC	140
	Tampa Bay, NFC	270	1970	Minnesota, NFC	143
2006	Bal. Ravens, AFC	201		Miami, AFC	228
	Chi. Bears, NFC	255	1969	Minnesota, NFL	133
2005	Chi. Bears, NFC	202		Kansas City, AFL	177
	Indianapolis, AFC	247	1968	Bal. Colts, NFL	144
2004	Pittsburgh, AFC	251		Kansas City, AFL	170
	Philadelphia, NFC	260	1967	L.A. Rams, NFL	196
2003	New England, AFC	238		Hou. Oilers, AFL	199
	Dal. Cowboys, NFC	260	1966	Green Bay, NFL	163
2002	Tampa Bay, NFC	196		Buffalo, AFL	255
	Miami, AFC	301	1965	Green Bay, NFL	224
2001	Chi. Bears, NFC	203		Buffalo, AFL	226
	Pittsburgh, AFC	212	1964	Bal. Colts, NFL	225
2000	Bal. Ravens, AFC	165		Buffalo, AFL	242
	Philadelphia, NFC	245	1963	Chi. Bears, NFL	144
1999	Jacksonville, AFC	217		S.D. Chargers, AFL	255
	Tampa Bay, NFC	235	1962	Green Bay, NFL	148
1998	Miami, AFC	265		Dal. Texans, AFL	233
	Dal. Cowboys, NFC	275	1961	S.D. Chargers, AFL	219
1997	Kansas City, AFC	232		N.Y. Giants, NFL	220
	Tampa Bay, NFC	263	1960	San Francisco, NFL	205
1996	Green Bay, NFC	210		Dal. Texans, AFL	253
	Pittsburgh, AFC	257	1959	N.Y. Giants	170
1995	Kansas City, AFC	241		N.Y. Giants	183
	San Francisco, NFC	258	1958	Cle. Browns	172
1994	Cle. Browns, AFC	204		Cle. Browns	177
	Dal. Cowboys, NFC	248	1955	Cle. Browns	218
1993	N.Y. Giants, NFC	205		Cle. Browns	162
	Hou. Oilers, AFC	238	1954	Cle. Browns	162
1992	New Orleans, NFC	202		Cle. Browns	162
	Pittsburgh, AFC	225	1952	Detroit	192
1991	New Orleans, NFC	211		Cle. Browns	152
	Denver, AFC	235	1951	Philadelphia	141
1990	N.Y. Giants, NFC	211		Philadelphia	134
	Pittsburgh, AFC	240	1949	Chi. Bears	151
1989	Denver, AFC	226		Green Bay	210
	N.Y. Giants, NFC	252	1947	Pittsburgh	117
1988	Chi. Bears, NFC	215		Washington	121
	Buffalo, AFC	237	1944	N.Y. Giants	75
1987	Indianapolis, AFC	238		Washington	137
	San Francisco, NFC	253	1943	Chi. Bears	84
1986	Chi. Bears, NFC	187		N.Y. Giants	114
	Seattle, AFC	293	1942	Brooklyn	120
1985	Chi. Bears, NFC	198		N.Y. Giants	85
			1939	N.Y. Giants	79
			1938	Chi. Bears	100
			1937		

## YEARLY STATISTICAL LEADERS

Year	Team	Points
1936	Chi. Bears	94
1935	Green Bay	96
	N.Y. Giants	96
1934	Detroit	59
1933	Brooklyn	54
1932	Chi. Bears	44

### FEWEST TOTAL YARDS ALLOWED

Year	Team	Yards
2021	Buffalo, AFC	4,637
	Carolina, NFC	5,201
2020	L.A. Rams, NFC	4,511
	Pittsburgh, AFC	4,893
2019	New England, AFC	4,414
	San Francisco, NFC	4,509
2018	Bal. Ravens, AFC	4,687
	Chi. Bears, NFC	4,795
2017	Minnesota, NFC	4,415
	Jacksonville, AFC	4,578
2016	Hou. Texans, AFC	4,821
	Arizona, NFC	4,883
2015	Denver, AFC	4,530
	Seattle, NFC	4,668
2014	Seattle, NFC	4,274
	Denver, AFC	4,883
2013	Seattle, NFC	4,378
	Cincinnati, AFC	4,888
2012	Pittsburgh, AFC	4,413
	San Francisco, NFC	4,710
2011	Pittsburgh, AFC	4,348
	San Francisco, NFC	4,931
2010	S.D. Chargers, AFC	4,345
	New Orleans, NFC	4,900
2009	N.Y. Jets, AFC	4,037
	Green Bay, NFC	4,551
2008	Pittsburgh, AFC	3,795
	Philadelphia, NFC	4,389
2007	Pittsburgh, AFC	4,262
	Tampa Bay, NFC	4,454
2006	Bal. Ravens, AFC	4,225
	Chi. Bears, NFC	4,706
2005	Tampa Bay, NFC	4,444
	Pittsburgh, AFC	4,544
2004	Pittsburgh, AFC	4,134
	Washington, NFC	4,281
2003	Dal. Cowboys, NFC	4,056
	Buffalo, AFC	4,313
2002	Tampa Bay, NFC	4,044
	Miami, AFC	4,656
2001	Pittsburgh, AFC	4,137
	St.L. Rams, NFC	4,471
2000	Tennessee, AFC	3,813
	Washington, NFC	4,474
1999	Buffalo, AFC	4,045
	Tampa Bay, NFC	4,280
1998	S.D. Chargers, AFC	4,208
	Tampa Bay, NFC	4,345
1997	San Francisco, NFC	4,013
	Denver, AFC	4,671
1996	Green Bay, NFC	4,156
	Pittsburgh, AFC	4,362
1995	San Francisco, NFC	4,398
	Kansas City, AFC	4,549
1994	Dal. Cowboys, NFC	4,313
	Pittsburgh, AFC	4,326
1993	Minnesota, NFC	4,406
	Pittsburgh, AFC	4,531
1992	Dal. Cowboys, NFC	3,931
	Hou. Oilers, AFC	4,211
1991	Philadelphia, NFC	3,549
	Denver, AFC	4,549
1990	Pittsburgh, AFC	4,115
	N.Y. Giants, NFC	4,206
1989	Minnesota, NFC	4,184

Year	Team	Yards
	Kansas City, AFC	4,293
1988	Minnesota, NFC	4,091
	Buffalo, AFC	4,578
1987	San Francisco, NFC	4,095
	Cle. Browns, AFC	4,264
1986	Chi. Bears, NFC	4,130
	L.A. Raiders, AFC	4,804
1985	Chi. Bears, NFC	4,135
	L.A. Raiders, AFC	4,603
1984	Chi. Bears, NFC	3,863
	Cle. Browns, AFC	4,641
1983	Cincinnati, AFC	4,327
	New Orleans, NFC	4,691
1982	Miami, AFC	2,312
	Tampa Bay, NFC	2,442
1981	Philadelphia, NFC	4,447
	N.Y. Jets, AFC	4,871
1980	Buffalo, AFC	4,101
	Philadelphia, NFC	4,443
1979	Tampa Bay, NFC	3,949
	Pittsburgh, AFC	4,270
1978	L.A. Rams, NFC	3,893
	Pittsburgh, AFC	4,168
1977	Dal. Cowboys, NFC	3,213
	New England, AFC	3,638
1976	Pittsburgh, AFC	3,323
	San Francisco, NFC	3,562
1975	Minnesota, NFC	3,153
	Oak. Raiders, AFC	3,629
1974	Pittsburgh, AFC	3,074
	Washington, NFC	3,285
1973	L.A. Rams, NFC	2,951
	Oak. Raiders, AFC	3,160
1972	Miami, AFC	3,297
	Green Bay, NFC	3,474
1971	Bal. Colts, AFC	2,852
	Minnesota, NFC	3,406
1970	Minnesota, NFC	2,803
	N.Y. Jets, AFC	3,655
1969	Minnesota, NFL	2,720
	Kansas City, AFL	3,163
1968	L.A. Rams, NFL	3,118
	N.Y. Jets, AFL	3,363
1967	Oak. Raiders, AFL	3,294
	Green Bay, NFL	3,300
1966	St.L. Cardinals, NFL	3,492
	Oak. Raiders, AFL	3,910
1965	S.D. Chargers, AFL	3,262
	Detroit, NFL	3,557
1964	Green Bay, NFL	3,179
	Buffalo, AFL	3,878
1963	Chi. Bears, NFL	3,176
	Boston, AFL	3,834
1962	Detroit, NFL	3,217
	Dal. Texans, AFL	3,951
1961	S.D. Chargers, AFL	3,726
	Bal. Colts, NFL	3,782
1960	St.L. Cardinals, NFL	3,029
	Buffalo, AFL	3,866
1959	N.Y. Giants	2,843
1958	Chi. Bears	3,066
1957	Pittsburgh	2,791
1956	N.Y. Giants	3,081
1955	Cle. Browns	2,841
1954	Cle. Browns	2,658
1953	Philadelphia	2,998
1952	Cle. Browns	3,075
1951	N.Y. Giants	3,250
1950	Cle. Browns	3,154
1949	Philadelphia	2,831
1948	Chi. Bears	2,931
1947	Green Bay	3,396
1946	Washington	2,451
1945	Philadelphia	2,073

## YEARLY STATISTICAL LEADERS

Year	Team	Yards
1944	Philadelphia	1,943
1943	Chi. Bears	2,262
1942	Chi. Bears	1,703
1941	N.Y. Giants	2,368
1940	N.Y. Giants	2,219
1939	Washington	2,116
1938	N.Y. Giants	2,029
1937	Washington	2,123
1936	Boston	2,181
1935	Boston	1,996
1934	Chi. Cardinals	1,539
1933	Brooklyn	1,789

### FEWEST RUSHING YARDS ALLOWED

Year	Team	Yards
2021	Bal. Ravens, AFC	1,436
	Tampa Bay, NFC	1,573
2020	Tampa Bay, NFC	1,289
	Indianapolis, AFC	1,448
2019	Tampa Bay, NFC	1,181
	N.Y. Jets, AFC	1,391
2018	Chi. Bears, NFC	1,280
	Hou. Texans, AFC	1,323
2017	Philadelphia, NFC	1,267
	Tennessee, AFC	1,420
2016	Dal. Cowboys, NFC	1,336
	Tennessee, AFC	1,413
2015	Seattle, NFC	1,304
	N.Y. Jets, AFC	1,335
2014	Detroit, NFC	1,109
	Denver, AFC	1,276
2013	Arizona, NFC	1,351
	N.Y. Jets, AFC	1,412
2012	Tampa Bay, NFC	1,320
	Pittsburgh, AFC	1,450
2011	San Francisco, NFC	1,236
	Bal. Ravens, AFC	1,482
2010	Pittsburgh, AFC	1,004
	Chi. Bears, NFC	1,441
2009	Green Bay, NFC	1,333
	Pittsburgh, AFC	1,438
2008	Minnesota, NFC	1,230
	Pittsburgh, AFC	1,284
2007	Minnesota, NFC	1,185
	Bal. Ravens, AFC	1,268
2006	Minnesota, NFC	985
	Bal. Ravens, AFC	1,214
2005	San Diego, AFC	1,349
	Carolina, NFC	1,465
2004	Pittsburgh, AFC	1,299
	Washington, NFC	1,304
2003	Tennessee, AFC	1,295
	Dal. Cowboys, NFC	1,425
2002	Pittsburgh, AFC	1,375
	Tampa Bay, NFC	1,554
2001	Pittsburgh, AFC	1,195
	Chi. Bears, NFC	1,313
2000	Bal. Ravens, AFC	970
	N.Y. Giants, NFC	1,156
1999	St.L. Rams, NFC	1,189
	Bal. Ravens, AFC	1,231
1998	S.D. Chargers, AFC	1,140
	Atlanta, NFC	1,203
1997	Pittsburgh, AFC	1,318
	San Francisco, NFC	1,366
1996	Denver, AFC	1,331
	Green Bay, NFC	1,416
1995	San Francisco, NFC	1,061
	Pittsburgh, AFC	1,321
1994	Minnesota, NFC	1,090
	S.D. Chargers, AFC	1,404
1993	Hou. Oilers, AFC	1,273
	Minnesota, NFC	1,536
1992	Dal. Cowboys, NFC	1,244

Year	Team	Yards
	Buffalo, AFC	1,395
	S.D. Chargers, AFC	1,395
1991	Philadelphia, NFC	1,136
	N.Y. Jets, AFC	1,442
1990	Philadelphia, NFC	1,169
	S.D. Chargers, AFC	1,515
1989	New Orleans, NFC	1,326
	Denver, AFC	1,580
1988	Chi. Bears, NFC	1,326
	Hou. Oilers, AFC	1,592
1987	Chi. Bears, NFC	1,413
	Cle. Browns, AFC	1,433
1986	N.Y. Giants, NFC	1,284
	Denver, AFC	1,651
1985	Chi. Bears, NFC	1,319
	N.Y. Jets, AFC	1,516
1984	Chi. Bears, NFC	1,377
	Pittsburgh, AFC	1,617
1983	Washington, NFC	1,289
	Cincinnati, AFC	1,499
1982	Pittsburgh, AFC	762
	Detroit, NFC	854
1981	Detroit, NFC	1,623
	Kansas City, AFC	1,747
1980	Detroit, NFC	1,599
	Cincinnati, AFC	1,680
1979	Denver, AFC	1,693
	Tampa Bay, NFC	1,873
1978	Dal. Cowboys, NFC	1,721
	Pittsburgh, AFC	1,774
1977	Denver, AFC	1,531
	Dal. Cowboys, NFC	1,651
1976	Pittsburgh, AFC	1,457
	L.A. Rams, NFC	1,564
1975	Minnesota, NFC	1,532
	Hou. Oilers, AFC	1,680
1974	L.A. Rams, NFC	1,302
	New England, AFC	1,587
1973	L.A. Rams, NFC	1,270
	Oak. Raiders, AFC	1,470
1972	Dal. Cowboys, NFC	1,515
	Miami, AFC	1,548
1971	Bal. Colts, AFC	1,113
	Dal. Cowboys, NFC	1,144
1970	Detroit, NFC	1,152
	N.Y. Jets, AFC	1,283
1969	Dal. Cowboys, NFL	1,050
	Kansas City, AFL	1,091
1968	Dal. Cowboys, NFL	1,195
	N.Y. Jets, AFL	1,195
1967	Dal. Cowboys, NFL	1,081
	Oak. Raiders, AFL	1,129
1966	Buffalo, AFL	1,051
	Dal. Cowboys, NFL	1,176
1965	S.D. Chargers, AFL	1,094
	L.A. Rams, NFL	1,409
1964	Buffalo, AFL	913
	L.A. Rams, NFL	1,501
1963	Boston, AFL	1,107
	Chi. Bears, NFL	1,442
1962	Detroit, NFL	1,231
	Dal. Texans, AFL	1,250
1961	Boston, AFL	1,041
	Pittsburgh, NFL	1,463
1960	St.L. Cardinals, NFL	1,212
	Dal. Texans, AFL	1,338
1959	N.Y. Giants	1,261
1958	Bal. Colts	1,291
1957	Bal. Colts	1,174
1956	N.Y. Giants	1,443
1955	Cle. Browns	1,189
1954	Cle. Browns	1,050
1953	Philadelphia	1,117
1952	Detroit	1,145

## YEARLY STATISTICAL LEADERS

Year	Team	Yards	Year	Team	Yards
1951	N.Y. Giants	.....913	1941	Washington	.....1,042
1950	Detroit	.....1,367	1940	N.Y. Giants	.....977
1949	Chi. Bears	.....1,196	1939	Chi. Bears	.....812
1948	Philadelphia	.....1,209	1938	Detroit	.....1,081
1947	Philadelphia	.....1,329	1937	Chi. Bears	.....933
1946	Chi. Bears	.....1,060	1936	Boston	.....1,148
1945	Philadelphia	.....817	1935	Boston	.....998
1944	Philadelphia	.....558	1934	Chi. Cardinals	.....954
1943	Phil-Pitt	.....793	1933	Brooklyn	.....964
1942	Chi. Bears	.....519			

## FEWEST PASSING YARDS ALLOWED

Based on net yards since 1952

Year	Team	Yards	Year	Team	Yards	Year	Team	Yards
2021	Buffalo, AFC	.....2,771	1995	N.Y. Jets, AFC	.....2,740	1969	Minnesota, NFL	.....1,631
	Chi. Bears, NFC	.....3,257		Philadelphia, NFC	.....2,816		Kansas City, AFL	.....2,072
2020	L.A. Rams, NFC	.....3,051	1994	Dal. Cowboys, NFC	.....2,752	1968	Hou. Oilers, AFL	.....1,671
	Pittsburgh, AFC	.....3,110		Hou. Oilers, AFC	.....2,795		Green Bay, NFL	.....1,796
2019	San Francisco, NFC	.....2,707	1993	New Orleans, NFC	.....2,606	1967	Green Bay, NFL	.....1,377
	New England, AFC	.....2,886		Cincinnati, AFC	.....2,798		Buffalo, AFL	.....1,825
2018	Buffalo, AFC	.....2,867	1992	New Orleans, NFC	.....2,470	1966	Green Bay, NFL	.....1,959
	Minnesota, NFC	.....3,140		Kansas City, AFC	.....2,537		Oak. Raiders, AFL	.....2,118
2017	Jacksonville, AFC	.....2,718	1991	Philadelphia, NFC	.....2,413	1965	Green Bay, NFL	.....1,981
	Minnesota, NFC	.....3,078		Denver, AFC	.....2,755		S.D. Chargers, AFL	.....2,168
2016	Denver, AFC	.....2,972	1990	Pittsburgh, AFC	.....2,500	1964	Green Bay, NFL	.....1,647
	Minnesota, NFC	.....3,327		Dal. Cowboys, NFC	.....2,639		S.D. Chargers, AFL	.....2,518
2015	Denver, AFC	.....3,193	1989	Minnesota, NFC	.....2,501	1963	Chi. Bears, NFL	.....1,734
	Seattle, NFC	.....3,364		Kansas City, AFC	.....2,527		Oak. Raiders, AFL	.....2,589
2014	Seattle, NFC	.....2,970	1988	Kansas City, AFC	.....2,434	1962	Green Bay, NFL	.....1,746
	Kansas City, AFC	.....3,252		Minnesota, NFC	.....2,489		Oak. Raiders, AFL	.....2,306
2013	Seattle, NFC	.....2,752	1987	San Francisco, NFC	.....2,484	1961	Bal. Colts, NFL	.....1,913
	Hou. Texans, AFC	.....3,123		L.A. Raiders, AFC	.....2,727		S.D. Chargers, AFL	.....2,363
2012	Pittsburgh, AFC	.....2,963	1986	St.L. Cardinals, NFC	.....2,637	1960	Chi. Bears, NFL	.....1,388
	San Francisco, NFC	.....3,203		New England, AFC	.....2,978		Buffalo, AFL	.....2,124
2011	Pittsburgh, AFC	.....2,751	1985	Washington, NFC	.....2,746	1959	N.Y. Giants	.....1,582
	St.L. Rams, NFC	.....3,301		Pittsburgh, AFC	.....2,783	1958	Chi. Bears	.....1,769
2010	S.D. Chargers, AFC	.....2,845	1984	New Orleans, NFC	.....2,453	1957	Cle. Browns	.....1,300
	New Orleans, NFC	.....3,103		Cle. Browns, AFC	.....2,696	1956	Cle. Browns	.....1,103
2009	N.Y. Jets, AFC	.....2,459	1983	New Orleans, NFC	.....2,691	1955	Pittsburgh	.....1,295
	Carolina, NFC	.....3,056		Cincinnati, AFC	.....2,828	1954	Cle. Browns	.....1,608
2008	Pittsburgh, AFC	.....2,511	1982	Miami, AFC	.....1,027	1953	Washington	.....1,751
	Philadelphia, NFC	.....2,913		Tampa Bay, NFC	.....1,384	1952	Washington	.....1,580
2007	Tampa Bay, NFC	.....2,728	1981	Philadelphia, NFC	.....2,696	1951	Pittsburgh	.....1,687
	Indianapolis, AFC	.....2,764		Buffalo, AFC	.....2,870	1950	Cle. Browns	.....1,581
2006	Oak. Raiders, AFC	.....2,413	1980	Washington, NFC	.....2,171	1949	Philadelphia	.....1,607
	New Orleans, NFC	.....2,854		Buffalo, AFC	.....2,282	1948	Green Bay	.....1,626
2005	Green Bay, NFC	.....2,680	1979	Tampa Bay, NFC	.....2,076	1947	Green Bay	.....1,790
	N.Y. Jets, AFC	.....2,755		Buffalo, AFC	.....2,530	1946	Pittsburgh	.....939
2004	Tampa Bay, NFC	.....2,579	1978	Buffalo, AFC	.....1,960	1945	Washington	.....1,121
	Miami, AFC	.....2,592		L.A. Rams, NFC	.....2,048	1944	Chi. Bears	.....1,052
2003	Dal. Cowboys, NFC	.....2,631	1977	Atlanta, NFC	.....1,384	1943	Chi. Bears	.....980
	Buffalo, AFC	.....2,707		S.D. Chargers, AFC	.....1,725	1942	Washington	.....1,093
2002	Tampa Bay, NFC	.....2,490	1976	Minnesota, NFC	.....1,575	1941	Pittsburgh	.....1,168
	Indianapolis, AFC	.....2,917		Cincinnati, AFC	.....1,758	1940	Philadelphia	.....1,012
2001	Miami, AFC	.....2,829	1975	Minnesota, NFC	.....1,621	1939	Washington	.....1,116
	Philadelphia, NFC	.....2,864		Cincinnati, AFC	.....1,729	1938	Chi. Bears	.....897
2000	Tennessee, AFC	.....2,423	1974	Pittsburgh, AFC	.....1,466	1937	Detroit	.....804
	Washington, NFC	.....2,621		Atlanta, NFC	.....1,572	1936	Philadelphia	.....853
1999	Buffalo, AFC	.....2,675	1973	Miami, AFC	.....1,290	1935	Chi. Cardinals	.....793
	Tampa Bay, NFC	.....2,873		Atlanta, NFC	.....1,430	1934	Philadelphia	.....545
1998	Philadelphia, NFC	.....2,720	1972	Minnesota, NFC	.....1,699	1933	Portsmouth	.....558
	Oak. Raiders, AFC	.....2,876		Cle. Browns, AFC	.....1,736			
1997	Dal. Cowboys, NFC	.....2,522	1971	Atlanta, NFC	.....1,638			
	Indianapolis, AFC	.....2,820		Bal. Colts, AFC	.....1,739			
1996	Green Bay, NFC	.....2,740	1970	Minnesota, NFC	.....1,438			
	Pittsburgh, AFC	.....2,947		Kansas City, AFC	.....2,010			

## SUPER BOWL RECORDS

Compiled by Elias Sports Bureau

Super Bowl I, 1/15/67  
 Super Bowl II, 1/14/68  
 Super Bowl III, 1/12/69  
 Super Bowl IV, 1/11/70  
 Super Bowl V, 1/17/71  
 Super Bowl VI, 1/16/72  
 Super Bowl VII, 1/14/73  
 Super Bowl VIII, 1/13/74  
 Super Bowl IX, 1/12/75  
 Super Bowl X, 1/18/76  
 Super Bowl XI, 1/9/77  
 Super Bowl XII, 1/15/78  
 Super Bowl XIII, 1/21/79  
 Super Bowl XIV, 1/20/80  
 Super Bowl XV, 1/25/81  
 Super Bowl XVI, 1/24/82  
 Super Bowl XVII, 1/30/83  
 Super Bowl XVIII, 1/22/84  
 Super Bowl XIX, 1/20/85  
 Super Bowl XX, 1/26/86  
 Super Bowl XXI, 1/25/87  
 Super Bowl XXII, 1/31/88  
 Super Bowl XXIII, 1/22/89  
 Super Bowl XXIV, 1/28/90  
 Super Bowl XXV, 1/27/91  
 Super Bowl XXVI, 1/26/92  
 Super Bowl XXVII, 1/31/93  
 Super Bowl XXVIII, 1/30/94

Super Bowl XXIX, 1/29/95  
 Super Bowl XXX, 1/28/96  
 Super Bowl XXXI, 1/26/97  
 Super Bowl XXXII, 1/25/98  
 Super Bowl XXXIII, 1/31/99  
 Super Bowl XXXIV, 1/30/00  
 Super Bowl XXXV, 1/28/01  
 Super Bowl XXXVI, 2/3/02  
 Super Bowl XXXVII, 1/26/03  
 Super Bowl XXXVIII, 2/1/04  
 Super Bowl XXXIX, 2/6/05  
 Super Bowl XL, 2/5/06  
 Super Bowl XLI, 2/4/07  
 Super Bowl XLII, 2/3/08  
 Super Bowl XLIII, 2/1/09  
 Super Bowl XLIV, 2/7/10  
 Super Bowl XLV, 2/6/11  
 Super Bowl XLVI, 2/5/12  
 Super Bowl XLVII, 2/3/13  
 Super Bowl XLVIII, 2/2/14  
 Super Bowl XLIX, 2/1/15  
 Super Bowl 50, 2/7/16  
 Super Bowl LI, 2/5/17  
 Super Bowl LII, 2/4/18  
 Super Bowl LIII, 2/3/19  
 Super Bowl LIV, 2/2/20  
 Super Bowl LV, 2/7/21  
 Super Bowl LVI, 2/13/22

### Most Games, Coach

- 9 Bill Belichick, New England, XXXVI, XXXVIII-XXXIX, XLII, XLVI, XLIX, LI-LIII
- 6 Don Shula, Bal. Colts, III: Miami, VI-VIII, XVII, XIX
- 5 Tom Landry, Dal. Cowboys, V-VI, X, XII-XIII

### Most Games, Winning Team, Coach

- 6 Bill Belichick, New England, XXXVI, XXXVIII-XXXIX, XLIX, LI, LIII
- 4 Chuck Noll, Pittsburgh, IX-X, XIII-XIV
- 3 Bill Walsh, San Francisco, XVI, XIX, XXIII
- Joe Gibbs, Washington, XVII, XXII, XXVI

### Most Games, Losing Team, Coach

- 4 Bud Grant, Minnesota, IV, VIII-IX, XI
- Don Shula, Bal. Colts, III: Miami, VI, XVII, XIX
- Marv Levy, Buffalo, XXV-XXVIII
- Dan Reeves, Denver, XXI-XXII, XXIV: Atlanta, XXXIII
- 3 Tom Landry, Dal. Cowboys, V, X, XIII
- Bill Belichick, New England, XLII, XLVI, LII

## SCORING POINTS

### Most Points, Career

- 48 Jerry Rice, San Francisco-Oak Raiders, 4 games (8-td)
- 34 Adam Vinatieri, New England-Indianapolis, 5 games (7-fg, 13-xp)
- 33 Stephen Gostkowski, New England, 6 games (7-fg, 12-xp)

### Most Points, Game

- 20 James White, New England vs. Atlanta, LI (3-td, 2-pt) (OT)
- 18 Roger Craig, San Francisco vs. Miami, XIX (3-td) vs. S.D. Chargers, XXIX (3-td)
- Ricky Watters, San Francisco vs. S.D. Chargers, XXIX (3-td)
- Terrell Davis, Denver vs. Green Bay, XXXII (3-td)
- 15 Don Chandler, Green Bay vs. Oak Raiders, II (3-pat, 4-fg)

## TOUCHDOWNS

### Most Touchdowns, Career

- 8 Jerry Rice, San Francisco-Oak Raiders, 4 games (8-p)
- 5 Emmitt Smith, Dal. Cowboys, 3 games (5-r)
- Rob Gronkowski, New England-Tampa Bay, 5 games (5-p)
- 4 Franco Harris, Pittsburgh, 4 games (4-r)
- Roger Craig, San Francisco, 3 games (2-r, 2-p)
- Thurman Thomas, Buffalo, 4 games (4-r)
- John Elway, Denver, 5 games (4-r)
- James White, New England, 3 games (3-r, 1-p)

### Most Touchdowns, Game

- 3 Roger Craig, San Francisco vs. Miami, XIX (1-r, 2-p)
- Jerry Rice, San Francisco vs. Denver, XXIV (3-p) vs. S.D. Chargers, XXIX (3-p)
- Ricky Watters, San Francisco vs. S.D. Chargers, XXIX (1-r, 2-p)
- Terrell Davis, Denver vs. Green Bay, XXXII (3-r)
- James White, New England vs. Atlanta, LI (OT) (2-r, 1-p)
- 2 Max McGee, Green Bay vs. Kansas City, I (2-p)
- Elijah Pitts, Green Bay vs. Kansas City, I (2-r)
- Bill Miller, Oak Raiders vs. Green Bay, II (2-p)
- Larry Csonka, Miami vs. Minnesota, VIII (2-r)
- Pete Banaszak, Oak Raiders vs. Minnesota, XI (2-r)
- John Stallworth, Pittsburgh vs. Dal. Cowboys, XIII (2-p)
- Franco Harris, Pittsburgh vs. L.A. Rams, XIV (2-r)
- Cliff Branch, Oak Raiders vs. Philadelphia, XV (2-p)
- Dan Ross, Cincinnati vs. San Francisco, XVI (2-p)
- Marcus Allen, L.A. Raiders vs. Washington, XVIII (2-r)
- Jim McMahon, Chi. Bears vs. New England, XX (2-r)
- Ricky Sanders, Washington vs. Denver, XXII (2-p)
- Timmy Smith, Washington vs. Denver, XXII (2-r)
- Tom Rathman, San Francisco vs. Denver, XXIV (2-r)
- Gerald Riggs, Washington vs. Buffalo, XXVI (2-r)
- Michael Irvin, Dal. Cowboys vs. Buffalo, XXVII (2-p)
- Emmitt Smith, Dal. Cowboys vs. Buffalo, XXVIII (2-r)
- Emmitt Smith, Dal. Cowboys vs. Pittsburgh, XXX (2-p)
- Antonio Freeman, Green Bay vs. Denver, XXXII (2-p)

## INDIVIDUAL RECORDS

### SERVICE

#### Most Games

- 10 Tom Brady, New England, XXXVI, XXXVIII-XXXIX, XLII, XLVI, XLIX, LI-LIII; Tampa Bay, LV
- 6 Mike Lodish, Buffalo, XXV-XXVIII; Denver, XXXII-XXXIII
- Stephen Gostkowski, New England, XLII, XLVI, XLIX, LI-LIII
- 5 Marv Fleming, Green Bay, I-II: Miami, VI-VIII
- Larry Cole, Dal. Cowboys, V-VI, X, XII-XIII
- Cliff Harris, Dal. Cowboys, V-VI, X, XII-XIII
- Charles Haley, San Francisco, XXIII-XXIV; Dal. Cowboys, XXVII-XXVIII, XXX
- D.D. Lewis, Dal. Cowboys, V-VI, X, XII-XIII
- Preston Pearson, Bal. Colts, III; Pittsburgh, IX; Dal. Cowboys, X, XII-XIII
- Charlie Waters, Dal. Cowboys, V-VI, X, XII-XIII
- Rayfield Wright, Dal. Cowboys, V-VI, X, XII-XIII
- Cornelius Bennett, Buffalo, XXV-XXVIII; Atlanta, XXXIII
- John Elway, Denver, XXI-XXII, XXIV, XXXII-XXXIII
- Glenn Parker, Buffalo, XXV-XXVIII; N.Y. Giants, XXXV
- Bill Romanowski, San Francisco, XXIII-XXIV; Denver, XXXII-XXXIII; Oak Raiders, XXXVII
- Adam Vinatieri, New England, XXXI, XXXVI, XXXVIII, XXXIX; Indianapolis, XLI
- Tedy Bruschi, New England, XXXI, XXXVI, XXXVIII-XXXIX, XLII
- Matt Light, New England, XXXVI, XXXVIII-XXXIX, XLII, XLVI
- Patrick Chung, New England, XLVI, XLIX, LI-LIII
- Devin McCourty, New England, XLVI, XLIX, LI-LIII
- Matthew Slater, New England, XLVI, XLIX, LI-LIII
- Rob Gronkowski, New England, XLVI, XLIX, LII-LIII; Tampa Bay, LV

#### Most Games, Winning Team

- 7 Tom Brady, New England, XXXVI, XXXVIII-XXXIX, XLIX, LI, LIII; Tampa Bay, LV
- 5 Charles Haley, San Francisco, XXIII-XXIV; Dal. Cowboys, XXVII-XXVIII, XXX
- 4 By many players

## SUPER BOWL RECORDS

Howard Griffith, Denver vs. Atlanta, XXXIII (2-r)  
 Eddie George, Tennessee vs. St.L. Rams, XXXIV (2-r)  
 Keenan McCardell, Tampa Bay vs. Oak. Raiders, XXXVII (2-r)  
 Dwight Smith, Tampa Bay vs. Oak. Raiders, XXXVII (2-ret)  
 Larry Fitzgerald, Arizona vs. Pittsburgh, XLIII (2-p)  
 Greg Jennings, Green Bay vs. Pittsburgh, XLV (2-p)  
 Jacoby Jones, Bal. Ravens vs. San Francisco, XLVII  
 (1-r, 1-ret)  
 Rob Gronkowski, New England vs. Philadelphia,  
 LII (2-p)  
 Damien Williams, Kansas City vs. San Francisco,  
 LIV (1-r, 1-p)  
 Rob Gronkowski, Tampa Bay vs. Kansas City, LV (2-p)  
 Tee Higgins, Cincinnati vs. L.A. Rams, LVI (2-p)  
 Cooper Kupp, L.A. Rams vs. Cincinnati, LVI (2-p)

## POINTS AFTER TOUCHDOWN

## Most (One-Point) Points After Touchdown, Career

- 13 Adam Vinatieri, New England-Indianapolis, 5 games (13 att)
- 12 Stephen Gostkowski, New England, 6 games (14 att)
- 9 Mike Cofer, San Francisco, 2 games (10 att)

## Most (One-Point) Points After Touchdown, Game

- 7 Mike Cofer, San Francisco vs. Denver, XXIV (8 att)  
 Lin Elliott, Dal. Cowboys vs. Buffalo, XXVII (7 att)  
 Doug Brien, San Francisco vs. S.D. Chargers, XXIX (7 att)
- 6 Ali Haji-Sheikh, Washington vs. Denver, XXII (6 att)  
 Martin Gramatica, Tampa Bay vs. Oak. Raiders,  
 XXXVII (6 att)
- 5 Don Chandler, Green Bay vs. Kansas City, I (5 att)  
 Roy Gerela, Pittsburgh vs. Dal. Cowboys, XIII (5 att)  
 Chris Bahr, L.A. Raiders vs. Washington, XVIII (5 att)  
 Ray Wersching, San Francisco vs. Miami, XIX (5 att)  
 Kevin Butler, Chi. Bears vs. New England, XX (5 att)  
 Steven Hauschka, Seattle vs. Denver, XLVIII (5 att)

## Most Two-Point Conversions, Game

- 1 Mark Seay, S.D. Chargers vs. San Francisco, XXIX  
 Alfred Pupunu, S.D. Chargers vs. San Francisco, XXIX  
 Mark Chmura, Green Bay vs. New England, XXXI  
 Kevin Faulk, New England vs. Carolina, XXXVIII  
 Lance Moore, New Orleans vs. Indianapolis, XLIV  
 Antwaan Randle El, Pittsburgh vs. Green Bay, XLV  
 Wes Welker, Denver vs. Seattle, XLVIII  
 Bennie Fowler, Denver vs. Carolina, 50  
 Danny Amendola, New England vs. Atlanta, LI (OT)  
 James White, New England vs. Atlanta, LI (OT)

## FIELD GOALS

## Field Goals Attempted, Career

- 10 Adam Vinatieri, New England-Indianapolis, 5 games
- 9 Stephen Gostkowski, New England, 6 games
- 6 Jim Turner, N.Y. Jets-Denver, 2 games  
 Roy Gerela, Pittsburgh, 3 games  
 Rich Karlis, Denver, 2 games  
 Jeff Wilkins, St.L. Rams, 2 games

## Most Field Goals Attempted, Game

- 5 Jim Turner, N.Y. Jets vs. Bal. Colts, III  
 Efen Herrera, Dal. Cowboys vs. Denver, XII
- 4 Don Chandler, Green Bay vs. Oak. Raiders, II  
 Roy Gerela, Pittsburgh vs. Dal. Cowboys, X  
 Ray Wersching, San Francisco vs. Cincinnati, XVI  
 Rich Karlis, Denver vs. N.Y. Giants, XXI  
 Mike Cofer, San Francisco vs. Cincinnati, XXIII  
 Jason Elam, Denver vs. Atlanta, XXXIII  
 Jeff Wilkins, St.L. Rams vs. Tennessee, XXXIV  
 Adam Vinatieri, Indianapolis vs. Chi. Bears, XLI

## Most Field Goals, Career

- 7 Adam Vinatieri, New England-Indianapolis, 5 games (10 att)  
 Stephen Gostkowski, New England, 6 games (9 att)
- 5 Ray Wersching, San Francisco, 2 games (5 att)
- 4 Don Chandler, Green Bay, 2 games (4 att)  
 Jim Turner, N.Y. Jets-Denver, 2 games (6 att)  
 Uwe von Schamann, Miami, 2 games (4 att)  
 Jeff Wilkins, St.L. Rams, 2 games (6 att)  
 Harrison Butker, Kansas City, 2 games (4 att)

## Most Field Goals, Game

- 4 Don Chandler, Green Bay vs. Oak. Raiders, II  
 Ray Wersching, San Francisco vs. Cincinnati, XVI

- 3 Jim Turner, N.Y. Jets vs. Bal. Colts, III  
 Jan Stenerud, Kansas City vs. Minnesota, IV  
 Uwe von Schamann, Miami vs. San Francisco, XIX  
 Kevin Butler, Chi. Bears vs. New England, XX  
 Jim Breech, Cincinnati vs. San Francisco, XXIII  
 Chip Lohmiller, Washington vs. Buffalo, XXVI  
 Eddie Murray, Dal. Cowboys vs. Buffalo, XXVIII  
 Jeff Wilkins, St.L. Rams vs. Tennessee, XXXIV  
 Adam Vinatieri, Indianapolis vs. Chi. Bears, XLI  
 Garrett Hartley, New Orleans vs. Indianapolis, XLIV  
 David Akers, San Francisco vs. Bal. Ravens, XLVII  
 Brandon McManus, Denver vs. Carolina, 50  
 Jake Elliott, Philadelphia vs. New England, LII  
 Harrison Butker, Kansas City vs. Tampa Bay, LV

## Longest Field Goal

- 54 Steve Christie, Buffalo vs. Dal. Cowboys, XXVIII
- 53 Greg Zuerlein, L.A. Rams vs. New England, LIII
- 52 Harrison Butker, Kansas City vs. Tampa Bay, LV  
 Ryan Succop, Tampa Bay vs. Kansas City, LV

## SAFETIES

## Most Safeties, Game

- 1 Dwight White, Pittsburgh vs. Minnesota, IX  
 Reggie Harrison, Pittsburgh vs. Dal. Cowboys, X  
 Henry Waechter, Chi. Bears vs. New England, XX  
 George Martin, N.Y. Giants vs. Denver, XXI  
 Bruce Smith, Buffalo vs. N.Y. Giants, XXV  
 Chris Culliver, San Francisco vs. Bal. Ravens, XLVII  
 Cliff Avril, Seattle vs. Denver, XLVIII

## RUSHING

## ATTEMPTS

## Most Attempts, Career

- 101 Franco Harris, Pittsburgh, 4 games
- 70 Emmitt Smith, Dal. Cowboys, 3 games
- 64 John Riggins, Washington, 2 games

## Most Attempts, Game

- 38 John Riggins, Washington vs. Miami, XVII
- 34 Franco Harris, Pittsburgh vs. Minnesota, IX
- 33 Larry Csonka, Miami vs. Minnesota, VIII

## YARDS GAINED

## Most Yards Gained, Career

- 354 Franco Harris, Pittsburgh, 4 games
- 297 Larry Csonka, Miami, 3 games
- 289 Emmitt Smith, Dal. Cowboys, 3 games

## Most Yards Gained, Game

- 204 Timmy Smith, Washington vs. Denver, XXII
- 191 Marcus Allen, L.A. Raiders vs. Washington, XVIII
- 166 John Riggins, Washington vs. Miami, XVII

## Longest Run From Scrimmage

- 75 Willie Parker, Pittsburgh vs. Seattle, XL (TD)
- 74 Marcus Allen, L.A. Raiders vs. Washington, XVIII (TD)
- 58 Tom Matte, Bal. Colts vs. N.Y. Jets, III  
 Timmy Smith, Washington vs. Denver, XXII (TD)

## AVERAGE GAIN

## Highest Average Gain, Career (20 attempts)

- 9.6 Marcus Allen, L.A. Raiders, 1 game (20-191)
- 9.3 Timmy Smith, Washington, 1 game (22-204)
- 5.4 Dominic Rhodes, Indianapolis, 1 game (21-113)

## Highest Average Gain, Game (10 attempts)

- 10.5 Tom Matte, Bal. Colts vs. N.Y. Jets, III (11-116)
- 9.6 Marcus Allen, L.A. Raiders vs. Washington, XVIII  
 (20-191)
- 9.3 Willie Parker, Pittsburgh vs. Seattle, XL (10-93)

## TOUCHDOWNS

## Most Touchdowns, Career

- 5 Emmitt Smith, Dal. Cowboys, 3 games
- 4 Franco Harris, Pittsburgh, 4 games  
 Thurman Thomas, Buffalo, 4 games  
 John Elway, Denver, 5 games
- 3 Terrell Davis, Denver, 2 games  
 James White, New England, 2 games

## SUPER BOWL RECORDS

### Most Touchdowns, Game

- 3 Terrell Davis, Denver vs. Green Bay, XXXII
- 2 Elijah Pitts, Green Bay vs. Kansas City, I
- Larry Csonka, Miami vs. Minnesota, VIII
- Pete Banaszak, Oak. Raiders vs. Minnesota, XI
- Franco Harris, Pittsburgh vs. L.A. Rams, XIV
- Marcus Allen, L.A. Raiders vs. Washington, XVIII
- Jim McMahon, Chi. Bears vs. New England, XX
- Timmy Smith, Washington vs. Denver, XXII
- Tom Rathman, San Francisco vs. Denver, XXIV
- Gerald Riggs, Washington vs. Buffalo, XXVI
- Emmitt Smith, Dal. Cowboys vs. Buffalo, XXVIII
- Emmitt Smith, Dal. Cowboys vs. Pittsburgh, XXX
- Howard Griffith, Denver vs. Atlanta, XXXIII
- Eddie George, Tennessee vs. St.L. Rams, XXXIV
- James White, New England vs. Atlanta, LI (OT)

### PASSING

#### PASSER RATING

##### Highest Passer Rating, Career (40 attempts)

- 127.8 Joe Montana, San Francisco, 4 games
- 122.8 Jim Plunkett, Oak.-L.A. Raiders, 2 games
- 117.4 Russell Wilson, Seattle, 2 games

### ATTEMPTS

#### Most Passes Attempted, Career

- 421 Tom Brady, New England-Tampa Bay, 10 games
- 155 Peyton Manning, Indianapolis-Denver, 4 games
- 152 John Elway, Denver, 5 games

#### Most Passes Attempted, Game

- 62 Tom Brady, New England vs. Atlanta, LI (OT)
- 58 Jim Kelly, Buffalo vs. Washington, XXVI
- 51 Donovan McNabb, Philadelphia vs. New England, XXXIX

### COMPLETIONS

#### Most Passes Completed, Career

- 277 Tom Brady, New England-Tampa Bay, 10 games
- 103 Peyton Manning, Indianapolis-Denver, 4 games
- 83 Joe Montana, San Francisco, 4 games
- Kurt Warner, St.L. Rams-Arizona, 3 games

#### Most Passes Completed, Game

- 43 Tom Brady, New England vs. Atlanta, LI (OT)
- 37 Tom Brady, New England vs. Seattle, XLIX
- 34 Peyton Manning, Denver vs. Seattle, XLVIII

#### Most Consecutive Completions, Game

- 16 Tom Brady, New England vs. N.Y. Giants, XLVI
- 13 Joe Montana, San Francisco vs. Denver, XXIV
- 10 Phil Simms, N.Y. Giants vs. Denver, XXI
- Troy Aikman, Dal. Cowboys vs. Pittsburgh, XXX
- Kurt Warner, Arizona vs. Pittsburgh, XLIII
- Drew Brees, New Orleans vs. Indianapolis, XLIV
- Tom Brady, New England vs. Atlanta, LI (OT)
- Jimmy Garoppolo, San Francisco vs. Kansas City, LIV

### COMPLETION PERCENTAGE

#### Highest Completion Percentage, Career (40 attempts)

- 70.0 Troy Aikman, Dal. Cowboys, 3 games, (80-56)
- 68.0 Joe Montana, San Francisco, 4 games (122-83)
- 66.5 Peyton Manning, Indianapolis-Denver, 4 games (155-103)

#### Highest Completion Percentage, Game (20 attempts)

- 88.0 Phil Simms, N.Y. Giants vs. Denver, XXI (25-22)
- 82.1 Drew Brees, New Orleans vs. Indianapolis, XLIV (39-32)
- 75.9 Joe Montana, San Francisco vs. Denver, XXIV (29-22)

### YARDS GAINED

#### Most Yards Gained, Career

- 3,039 Tom Brady, New England-Tampa Bay, 10 games
- 1,156 Kurt Warner, St.L. Rams-Arizona, 3 games
- 1,142 Joe Montana, San Francisco, 4 games

#### Most Yards Gained, Game

- 505 Tom Brady, New England vs. Philadelphia, LII
- 466 Tom Brady, New England vs. Atlanta, LI (OT)
- 414 Kurt Warner, St.L. Rams vs. Tennessee, XXXIV

### Longest Pass Completion

- 85 Jake Delhomme (to Muhammad), Carolina vs. New England, XXXVIII (TD)
- 81 Brett Favre (to Freeman), Green Bay vs. New England, XXXI (TD)
- 80 Jim Plunkett (to King), Oak. Raiders vs. Philadelphia, XV (TD)
- Doug Williams (to Sanders), Washington vs. Denver, XXII (TD)
- John Elway (to R.Smith), Denver vs. Atlanta, XXXIII (TD)

### AVERAGE GAIN

#### Highest Average Gain, Career (40 attempts)

- 11.10 Terry Bradshaw, Pittsburgh, 4 games (84-932)
- 9.85 Russell Wilson, Seattle, 2 games (46-453)
- 9.62 Bart Starr, Green Bay, 2 games (47-452)

#### Highest Average Gain, Game (20 attempts)

- 14.71 Terry Bradshaw, Pittsburgh vs. L.A. Rams, XIV (21-309)
- 12.80 Jim McMahon, Chi. Bears vs. New England, XX (20-256)
- 12.43 Jim Plunkett, Oak. Raiders vs. Philadelphia, XV (21-261)

### TOUCHDOWNS

#### Most Touchdown Passes, Career

- 21 Tom Brady, New England-Tampa Bay, 10 games
- 11 Joe Montana, San Francisco, 4 games
- 9 Terry Bradshaw, Pittsburgh, 4 games

#### Most Touchdown Passes, Game

- 6 Steve Young, San Francisco vs. S.D. Chargers, XXIX
- 5 Joe Montana, San Francisco vs. Denver, XXIV
- 4 Terry Bradshaw, Pittsburgh vs. Dal. Cowboys, XIII
- Doug Williams, Washington vs. Denver, XXII
- Troy Aikman, Dal. Cowboys vs. Buffalo, XXVII
- Tom Brady, New England vs. Seattle, XLIX

### HAD INTERCEPTED

#### Lowest Percentage, Passes Had Intercepted, Career (40 attempts)

- 0.00 Jim Plunkett, Oak.-L.A. Raiders, 2 games (46-0)
- Joe Montana, San Francisco, 4 games (122-0)
- 1.25 Troy Aikman, Dal. Cowboys, 3 games (80-1)
- 1.35 Eli Manning, N.Y. Giants, 2 games (74-1)

#### Most Attempts, Without Interception, Game

- 48 Tom Brady, New England vs. N.Y. Giants, XLII
- Tom Brady, New England vs. Philadelphia, LII
- 45 Kurt Warner, St.L. Rams vs. Tennessee, XXXIV
- 40 Eli Manning, N.Y. Giants vs. New England, XLVI

#### Most Passes Had Intercepted, Career

- 8 John Elway, Denver, 5 games
- 7 Craig Morton, Dal. Cowboys-Denver, 2 games
- Jim Kelly, Buffalo, 4 games
- 6 Fran Tarkenton, Minnesota, 3 games
- Tom Brady, New England-Tampa Bay, 10 games

#### Most Passes Had Intercepted, Game

- 5 Rich Gannon, Oak. Raiders vs. Tampa Bay, XXXVII
- 4 Craig Morton, Denver vs. Dal. Cowboys, XII
- Jim Kelly, Buffalo vs. Washington, XXVI
- Drew Bledsoe, New England vs. Green Bay, XXXI
- Kerry Collins, N.Y. Giants vs. Bal. Ravens, XXXV
- 3 By 11 players

### PASS RECEIVING

#### RECEPTIONS

##### Most Receptions, Career

- 33 Jerry Rice, San Francisco-Oak. Raiders, 4 games
- 29 Rob Gronkowski, New England-Tampa Bay, 5 games
- 27 Andre Reed, Buffalo, 4 games

##### Most Receptions, Game

- 14 James White, New England vs. Atlanta, LI (OT)
- 13 Demaryius Thomas, Denver vs. Seattle, XLVIII
- 11 Dan Ross, Cincinnati vs. San Francisco, XVI
- Jerry Rice, San Francisco vs. Cincinnati, XXIII
- Deion Branch, New England vs. Philadelphia, XXXIX
- Wes Welker, New England vs. N.Y. Giants, XLII
- Shane Vereen, New England vs. Seattle, XLIX

## SUPER BOWL RECORDS

### YARDS GAINED

#### Most Yards Gained, Career

- 589 Jerry Rice, San Francisco-Oak. Raiders, 4 games
- 364 Lynn Swann, Pittsburgh, 4 games
- Rob Gronkowski, New England-Tampa Bay, 5 games
- 337 Julian Edelman, New England, 4 games

#### Most Yards Gained, Game

- 215 Jerry Rice, San Francisco vs. Cincinnati, XXIII
- 193 Ricky Sanders, Washington vs. Denver, XXII
- 162 Isaac Bruce, St.L. Rams vs. Tennessee, XXXIV

#### Longest Reception

- 85 Muhsin Muhammad (from Delhomme), Carolina vs. New England, XXXVIII
- 81 Antonio Freeman (from Favre), Green Bay vs. New England, XXXI (TD)
- 80 Kenny King (from Plunkett), Oak. Raiders vs. Philadelphia, XV (TD)
- Ricky Sanders (from Williams), Washington vs. Denver, XXII (TD)
- Rod Smith (from Elway), Denver vs. Atlanta, XXXIII

### AVERAGE GAIN

#### Highest Average Gain, Career (8 receptions)

- 24.4 John Stallworth, Pittsburgh, 4 games (11-268)
- 23.4 Ricky Sanders, Washington, 2 games (10-234)
- 22.8 Lynn Swann, Pittsburgh, 4 games (16-364)

#### Highest Average Gain, Game (3 receptions)

- 40.33 John Stallworth, Pittsburgh vs. L.A. Rams, XIV (3-121)
- 40.25 Lynn Swann, Pittsburgh vs. Dal. Cowboys, X (4-161)
- 38.33 John Stallworth, Pittsburgh vs. Dal. Cowboys, XIII (3-115)

### TOUCHDOWNS

#### Most Touchdowns, Career

- 8 Jerry Rice, San Francisco-Oak. Raiders, 4 games
- 5 Rob Gronkowski, New England-Tampa Bay, 5 games
- 3 John Stallworth, Pittsburgh, 4 games
- Lynn Swann, Pittsburgh, 4 games
- Cliff Branch, Oak.-L.A. Raiders, 3 games
- Antonio Freeman, Green Bay, 2 games

#### Most Touchdowns, Game

- 3 Jerry Rice, San Francisco vs. Denver, XXIV; vs. S.D. Chargers, XXIX
- 2 Max McGee, Green Bay vs. Kansas City, I
- Bill Miller, Oak. Raiders vs. Green Bay, II
- John Stallworth, Pittsburgh vs. Dal. Cowboys, XIII
- Cliff Branch, Oak. Raiders vs. Philadelphia, XV
- Dan Ross, Cincinnati vs. San Francisco, XVI
- Roger Craig, San Francisco vs. Miami, XIX
- Ricky Sanders, Washington vs. Denver, XXII
- Michael Irvin, Dal. Cowboys vs. Buffalo, XXVII
- Ricky Watters, San Francisco vs. S.D. Chargers, XXIX
- Antonio Freeman, Green Bay vs. Denver, XXXII
- Keenan McCardell, Tampa Bay vs. Oak. Raiders, XXXVII
- Larry Fitzgerald, Arizona vs. Pittsburgh, XLIII
- Greg Jennings, Green Bay vs. Pittsburgh, XLV
- Rob Gronkowski, New England vs. Philadelphia, LII
- Rob Gronkowski, Tampa Bay vs. Kansas City, LV
- Tee Higgins, Cincinnati vs. L.A. Rams, LVI
- Cooper Kupp, L.A. Rams vs. Cincinnati, LVI

### INTERCEPTIONS BY

#### Most Interceptions By, Career

- 3 Chuck Howley, Dal. Cowboys, 2 games
- Rod Martin, Oak.-L.A. Raiders, 2 games
- Larry Brown, Dal. Cowboys, 3 games
- 2 Randy Beverly, N.Y. Jets, 1 game
- Jake Scott, Miami, 3 games
- Mike Wagner, Pittsburgh, 3 games
- Mel Blount, Pittsburgh, 4 games
- Eric Wright, San Francisco, 4 games
- Barry Wilburn, Washington, 1 game
- Brad Edwards, Washington, 1 game
- Thomas Everett, Dal. Cowboys, 2 games
- James Washington, Dal. Cowboys, 2 games
- Darrien Gordon, S.D. Chargers-Denver-Oak. Raiders, 4 games

- Dexter Jackson, Tampa Bay, 1 game
- Dwight Smith, Tampa Bay, 1 game
- Rodney Harrison, S.D. Chargers-New England, 4 games

#### Most Interceptions By, Game

- 3 Rod Martin, Oak. Raiders vs. Philadelphia, XV
- 2 Randy Beverly, N.Y. Jets vs. Bal. Colts, III
- Chuck Howley, Dal. Cowboys vs. Bal. Colts, V
- Jake Scott, Miami vs. Washington, VII
- Barry Wilburn, Washington vs. Denver, XXII
- Brad Edwards, Washington vs. Buffalo, XXVI
- Thomas Everett, Dal. Cowboys vs. Buffalo, XXVII
- Larry Brown, Dal. Cowboys vs. Pittsburgh, XXX
- Darrien Gordon, Denver vs. Atlanta, XXXIII
- Dexter Jackson, Tampa Bay vs. Oak. Raiders, XXXVII
- Dwight Smith, Tampa Bay vs. Oak. Raiders, XXXVII
- Rodney Harrison, New England vs. Philadelphia, XXXIX

### YARDS GAINED

#### Most Yards Gained, Career

- 108 Darrien Gordon, S.D. Chargers-Denver-Oak. Raiders, 4 games
- 100 James Harrison, Pittsburgh, 2 games
- 94 Dwight Smith, Tampa Bay, 1 game

#### Most Yards Gained, Game

- 108 Darrien Gordon, Denver vs. Atlanta, XXXIII
- 100 James Harrison, Pittsburgh vs. Arizona, XLIII
- 94 Dwight Smith, Tampa Bay vs. Oak. Raiders, XXXVII

#### Longest Return

- 100 James Harrison, Pittsburgh vs. Arizona, XLIII (TD)
- 82 Robert Alford, Atlanta vs. New England, LI (OT) (TD)
- 76 Kelly Herndon, Seattle vs. Pittsburgh, XL

### TOUCHDOWNS

#### Most Touchdowns, Game

- 2 Dwight Smith, Tampa Bay vs. Oak. Raiders, XXXVII
- 1 Herb Adderley, Green Bay vs. Oak. Raiders, II
- Willie Brown, Oak. Raiders vs. Minnesota, XI
- Jack Squirek, L.A. Raiders vs. Washington, XVIII
- Reggie Phillips, Chi. Bears vs. New England, XX
- Duane Starks, Bal. Ravens vs. N.Y. Giants, XXXV
- Ty Law, New England vs. St.L. Rams, XXXVI
- Derrick Brooks, Tampa Bay vs. Oak. Raiders, XXXVII
- Kelvin Hayden, Indianapolis vs. Chi. Bears, XLI
- James Harrison, Pittsburgh vs. Arizona, XLIII
- Tracy Porter, New Orleans vs. Indianapolis, XLIV
- Nick Collins, Green Bay vs. Pittsburgh, XLV
- Malcolm Smith, Seattle vs. Denver, XLVIII
- Robert Alford, Atlanta vs. New England, LI (OT)

### PUNTING

#### Most Punts, Career

- 17 Mike Eischeid, Oak. Raiders-Minnesota, 3 games
- Mike Horan, Denver-St.L. Rams, 4 games
- 16 Brad Maynard, N.Y. Giants-Chi. Bears, 2 games
- 15 Larry Seiple, Miami, 3 games
- Johnny Hekker, L.A. Rams, 2 games

#### Most Punts, Game

- 11 Brad Maynard, N.Y. Giants vs. Bal. Ravens, XXXV
- 10 Kyle Richardson, Bal. Ravens vs. N.Y. Giants, XXXV
- 9 Ron Widby, Dal. Cowboys vs. Bal. Colts, V
- Johnny Hekker, L.A. Rams vs. New England, LIII

#### Longest Punt

- 65 Johnny Hekker, L.A. Rams vs. New England, LIII
- 64 Ryan Allen, New England vs. Seattle, XLIX
- 63 Lee Johnson, Cincinnati vs. San Francisco, XXIII

### AVERAGE YARDAGE

#### Highest Average, Punting, Career (10 punts)

- 46.5 Jerrel Wilson, Kansas City, 2 games (11-511)
- 45.2 Johnny Hekker, L.A. Rams, 2 games (15-678)
- 44.4 Ryan Allen, New England, 4 games (13-577)

#### Highest Average, Punting, Game (4 punts)

- 50.2 Tom Rouen, Seattle vs. Pittsburgh, XL (6-301)
- 49.0 Ryan Allen, New England vs. Seattle, XLIX (4-196)
- 48.8 Bryan Wagner, S.D. Chargers vs. San Francisco, XXIX (4-195)



## SUPER BOWL RECORDS

### PUNT RETURNS

#### Most Punt Returns, Career

- 8 Troy Brown, New England, 3 games
- Julian Edelman, New England, 4 games
- 6 Willie Wood, Green Bay, 2 games
- Jake Scott, Miami, 3 games
- Theo Bell, Pittsburgh, 2 games
- Mike Nelms, Washington, 1 game
- John Taylor, San Francisco, 3 games
- Desmond Howard, Green Bay, 1 game
- David Meggett, N.Y. Giants-New England, 2 games
- Darrien Gordon, S.D. Chargers-Denver-Oak. Raiders, 4 games
- 5 Dana McLemore, San Francisco, 1 game

#### Most Punt Returns, Game

- 6 Mike Nelms, Washington vs. Miami, XVII
- Desmond Howard, Green Bay vs. New England, XXXI
- 5 Willie Wood, Green Bay vs. Oak. Raiders, II
- Dana McLemore, San Francisco vs. Miami, XIX
- 4 By 11 players

#### Most Fair Catches, Game

- 4 Jermaine Lewis, Bal. Ravens vs. N.Y. Giants, XXXV
- Karl Williams, Tampa Bay vs. Oak. Raiders, XXXVII
- 3 Ron Gardin, Bal. Colts vs. Dal. Cowboys, V
- Golden Richards, Dal. Cowboys vs. Pittsburgh, X
- Greg Pruitt, L.A. Raiders vs. Washington, XVIII
- Al Edwards, Buffalo vs. N.Y. Giants, XXV
- David Meggett, N.Y. Giants vs. Buffalo, XXV
- Jordan Norwood, Denver vs. Carolina, 50

### YARDS GAINED

#### Most Yards Gained, Career

- 94 John Taylor, San Francisco, 3 games
- 90 Desmond Howard, Green Bay, 1 game
- 69 Julian Edelman, New England, 4 games

#### Most Yards Gained, Game

- 90 Desmond Howard, Green Bay vs. New England, XXXI
- 61 Jordan Norwood, Denver vs. Carolina, 50
- 56 John Taylor, San Francisco vs. Cincinnati, XXIII

#### Longest Return

- 61 Jordan Norwood, Denver vs. Carolina, 50
- 45 John Taylor, San Francisco vs. Cincinnati, XXIII
- 34 Darrell Green, Washington vs. L.A. Raiders, XVIII
- Desmond Howard, Green Bay vs. New England, XXXI
- Jermaine Lewis, Bal. Ravens vs. N.Y. Giants, XXXV
- Steve Breaston, Arizona vs. Pittsburgh, XLIII

### AVERAGE YARDAGE

#### Highest Average, Career (4 returns)

- 15.7 John Taylor, San Francisco, 3 games (6-94)
- 15.0 Desmond Howard, Green Bay, 1 game (6-90)
- 11.2 David Meggett, N.Y. Giants-New England, 2 games (6-67)

#### Highest Average, Game (3 returns)

- 18.7 John Taylor, San Francisco vs. Cincinnati, XXIII (3-56)
- 15.0 Desmond Howard, Green Bay vs. New England, XXXI (6-90)
- 14.0 Terrence Wilkins, Indianapolis vs. Chi. Bears, XLI (3-42)

### TOUCHDOWNS

#### Most Touchdowns, Game

None

### KICKOFF RETURNS

#### Most Kickoff Returns, Career

- 10 Ken Bell, Denver, 3 games
- 8 Larry Anderson, Pittsburgh, 2 games
- Fulton Walker, Miami, 2 games
- Andre Coleman, S.D. Chargers, 1 game
- Marcus Knight, Oak. Raiders, 1 game
- 7 Preston Pearson, Bal. Colts-Pittsburgh-Dal. Cowboys, 5 games
- Stephen Starring, New England, 1 game
- David Meggett, N.Y. Giants-New England, 2 games

#### Most Kickoff Returns, Game

- 8 Andre Coleman, S.D. Chargers vs. San Francisco, XXIX
- Marcus Knight, Oak. Raiders vs. Tampa Bay, XXXVII

- 7 Stephen Starring, New England vs. Chi. Bears, XX
- 6 Darren Carrington, Denver vs. San Francisco, XXIV
- Antonio Freeman, Green Bay vs. Denver, XXXII
- Ron Dixon, N.Y. Giants vs. Bal. Ravens, XXXV

### YARDS GAINED

#### Most Yards Gained, Career

- 283 Fulton Walker, Miami, 2 games
- 244 Andre Coleman, S.D. Chargers, 1 game
- 210 Tim Dwight, Atlanta, 1 game

#### Most Yards Gained, Game

- 244 Andre Coleman, S.D. Chargers vs. San Francisco, XXIX
- 210 Tim Dwight, Atlanta vs. Denver, XXXIII
- 206 Jacoby Jones, Bal. Ravens vs. San Francisco, XLVII

#### Longest Return

- 108 Jacoby Jones, Bal. Ravens vs. San Francisco, XLVII (TD)
- 99 Desmond Howard, Green Bay vs. New England, XXXI (TD)
- 98 Fulton Walker, Miami vs. Washington, XVII (TD)
- Andre Coleman, S.D. Chargers vs. San Francisco, XXIX (TD)

### AVERAGE YARDAGE

#### Highest Average, Career (4 returns)

- 42.0 Tim Dwight, Atlanta, 1 game (5-210)
- 41.2 Jacoby Jones, Bal. Ravens, 1 game (5-206)
- 38.5 Desmond Howard, Green Bay, 1 game (4-154)

#### Highest Average, Game (3 returns)

- 47.5 Fulton Walker, Miami vs. Washington, XVII (4-190)
- 42.0 Tim Dwight, Atlanta vs. Denver, XXXIII (5-210)
- 41.2 Jacoby Jones, Bal. Ravens vs. San Francisco, XLVII (5-206)

### TOUCHDOWNS

#### Most Touchdowns, Game

- 1 Fulton Walker, Miami vs. Washington, XVII
- Stanford Jennings, Cincinnati vs. San Francisco, XXIII
- Andre Coleman, S.D. Chargers vs. San Francisco, XXIX
- Desmond Howard, Green Bay vs. New England, XXXI
- Tim Dwight, Atlanta vs. Denver, XXXIII
- Ron Dixon, N.Y. Giants vs. Bal. Ravens, XXXV
- Jermaine Lewis, Bal. Ravens vs. N.Y. Giants, XXXV
- Devin Hester, Chi. Bears vs. Indianapolis, XLI
- Jacoby Jones, Bal. Ravens vs. San Francisco, XLVII
- Percy Harvin, Seattle vs. Denver, XLVIII

### FUMBLES

#### Most Fumbles, Career

- 5 Roger Staubach, Dal. Cowboys, 4 games
- Tom Brady, New England-Tampa Bay, 10 games
- 4 Jim Kelly, Buffalo, 4 games
- Kurt Warner, St.L. Rams-Arizona, 3 games
- Peyton Manning, Indianapolis-Denver, 4 games
- 3 Franco Harris, Pittsburgh, 4 games
- Terry Bradshaw, Pittsburgh, 4 games
- John Elway, Denver, 5 games
- Frank Reich, Buffalo, 4 games
- Thurman Thomas, Buffalo, 4 games
- Patrick Mahomes, Kansas City, 2 games

#### Most Fumbles, Game

- 3 Roger Staubach, Dal. Cowboys vs. Pittsburgh, X
- Jim Kelly, Buffalo vs. Washington, XXVI
- Frank Reich, Buffalo vs. Dal. Cowboys, XXVII
- 2 Franco Harris, Pittsburgh vs. Minnesota, IX
- Butch Johnson, Dal. Cowboys vs. Denver, XII
- Terry Bradshaw, Pittsburgh vs. Dal. Cowboys, XIII
- Joe Montana, San Francisco vs. Cincinnati, XXIII
- John Elway, Denver vs. San Francisco, XXIV
- Thurman Thomas, Buffalo vs. Dal. Cowboys, XXVIII
- Rex Grossman, Chi. Bears vs. Indianapolis, XLI
- Eli Manning, N.Y. Giants vs. New England, XLII
- Kurt Warner, Arizona vs. Pittsburgh, XLIII
- Peyton Manning, Denver vs. Carolina, 50
- Cam Newton, Carolina vs. Denver, 50
- Mike Tolbert, Carolina vs. Denver, 50
- Patrick Mahomes, Kansas City vs. San Francisco, LIV

## SUPER BOWL RECORDS

## RECOVERIES

## Most Fumbles Recovered, Career

- 2 Jake Scott, Miami, 3 games (1 own, 1 opp)
- Fran Tarkenton, Minnesota, 3 games (2 own)
- Franco Harris, Pittsburgh, 4 games (2 own)
- Roger Staubach, Dal. Cowboys, 4 games (2 own)
- Bobby Walden, Pittsburgh, 2 games (2 own)
- John Fitzgerald, Dal. Cowboys, 4 games (2 own)
- Randy Hughes, Dal. Cowboys, 3 games (2 opp)
- Butch Johnson, Dal. Cowboys, 2 games (2 own)
- Mike Singletary, Chi. Bears, 1 game (2 opp)
- John Elway, Denver, 5 games (2 own)
- Jimmie Jones, Dal. Cowboys, 2 games (2 opp)
- Kenneth Davis, Buffalo, 4 games (2 own)
- Kurt Warner, St.L. Rams-Arizona, 3 games (2 own)
- Danny Trevathan, Denver 2 games (1 own, 1 opp)
- Patrick Mahomes, Kansas City, 2 games (2 own)

## Most Fumbles Recovered, Game

- 2 Jake Scott, Miami vs. Minnesota, VIII (1 own, 1 opp)
- Roger Staubach, Dal. Cowboys vs. Pittsburgh, X (2 own)
- Randy Hughes, Dal. Cowboys vs. Denver, XII (2 opp)
- Butch Johnson, Dal. Cowboys vs. Denver, XII (2 own)
- Mike Singletary, Chi. Bears vs. New England, XX (2 opp)
- Jimmie Jones, Dal. Cowboys vs. Buffalo, XXVII (2 opp)
- Danny Trevathan, Denver vs. Carolina, 50 (1 own, 1 opp)

## YARDS GAINED

## Most Yards Gained, Game

- 64 Leon Lett, Dal. Cowboys vs. Buffalo, XXVII (opp)
- 49 Mike Bass, Washington vs. Miami, VII (opp)
- 46 James Washington, Dal. Cowboys vs. Buffalo, XXVIII (opp)

## Longest Return

- 64 Leon Lett, Dal. Cowboys vs. Buffalo, XXVII
- 49 Mike Bass, Washington vs. Miami, VII (TD)
- 46 James Washington, Dal. Cowboys vs. Buffalo, XXVIII (TD)

## TOUCHDOWNS

## Most Touchdowns, Game

- 1 Mike Bass, Washington vs. Miami, VII (opp 49 yds)
- Mike Hegman, Dal. Cowboys vs. Pittsburgh, XIII (opp 37 yds)
- Jimmie Jones, Dal. Cowboys vs. Buffalo, XXVII (opp 2 yds)
- Ken Norton, Dal. Cowboys vs. Buffalo, XXVII (opp 9 yds)
- James Washington, Dal. Cowboys vs. Buffalo, XXVIII (opp 46 yds)
- Malik Jackson, Denver vs. Carolina, 50 (opp 0 yds)

## COMBINED NET YARDS GAINED

(Rushing, receiving, interception returns, punt returns, kickoff returns, and fumble returns)

## ATTEMPTS

## Most Attempts, Career

- 108 Franco Harris, Pittsburgh, 4 games
- 81 Emmitt Smith, Dal. Cowboys, 3 games
- 72 Roger Craig, San Francisco, 3 games
- Thurman Thomas, Buffalo, 4 games

## Most Attempts, Game

- 39 John Riggins, Washington vs. Miami, XVII
- 35 Franco Harris, Pittsburgh vs. Minnesota, IX
- 34 Matt Snell, N.Y. Jets vs. Bal. Colts, III
- Emmitt Smith, Dal. Cowboys vs. Buffalo, XXVIII

## YARDS GAINED

## Most Yards Gained, Career

- 604 Jerry Rice, San Francisco-Oak. Raiders, 4 games
- 496 Julian Edelman, New England, 4 games
- 468 Franco Harris, Pittsburgh, 4 games

## Most Yards Gained, Game

- 290 Jacoby Jones, Bal. Ravens vs. San Francisco, XLVII
- 244 Andre Coleman, S.D. Chargers vs. San Francisco, XXIX
- Desmond Howard, Green Bay vs. New England, XXXI
- 235 Ricky Sanders, Washington vs. Denver, XXII

## SACKS

Sacks have been compiled since XVII.

## Most Sacks, Career

- 4.5 Charles Haley, San Francisco-Dal. Cowboys, 5 games
- Von Miller, Denver-L.A. Rams, 2 games
- 4.0 Justin Tuck, N.Y. Giants, 2 games
- 3.0 Danny Stubbs, San Francisco, 2 games
- Leonard Marshall, N.Y. Giants, 2 games
- Jeff Wright, Buffalo, 4 games
- Reggie White, Green Bay, 2 games
- Willie McGinest, New England, 4 games
- Tedy Bruschi, New England, 5 games
- Mike Vrabel, New England, 4 games
- Darnell Dockett, Arizona, 1 game
- LaMarr Woodley, Pittsburgh, 2 games
- Kony Ealy, Carolina, 1 game
- Grady Jarrett, Atlanta, 1 game
- Dont'a Hightower, New England, 3 games

## Most Sacks, Game

- 3.0 Reggie White, Green Bay vs. New England, XXXI
- Darnell Dockett, Arizona vs. Pittsburgh, XLIII
- Kony Ealy, Carolina vs. Denver 50
- Grady Jarrett, Atlanta vs. New England, LI (OT)
- 2.5 Von Miller, Denver vs. Carolina, 50
- Trey Flowers, New England vs. Atlanta, LI (OT)
- 2.0 Dwaine Board, San Francisco vs. Miami, XIX
- Dennis Owens, New England vs. Chi. Bears, XX
- Otis Wilson, Chi. Bears vs. New England, XX
- Leonard Marshall, N.Y. Giants vs. Denver, XXI
- Alvin Walton, Washington vs. Denver, XXII
- Charles Haley, San Francisco vs. Cincinnati, XXIII
- Danny Stubbs, San Francisco vs. Denver, XXIV
- Jeff Wright, Buffalo vs. Dal. Cowboys, XXVIII
- Raylee Johnson, S.D. Chargers vs. San Francisco, XXIX
- Chad Hennings, Dal. Cowboys vs. Pittsburgh, XXX
- Tedy Bruschi, New England vs. Green Bay, XXXI
- Michael McCrary, Bal. Ravens vs. N.Y. Giants, XXXV
- Simeon Rice, Tampa Bay vs. Oak. Raiders, XXXVII
- Mike Vrabel, New England vs. Carolina, XXXVIII
- Adalius Thomas, New England vs. N.Y. Giants, XLII
- Justin Tuck, N.Y. Giants vs. New England, XLII; vs. New England, XLVI
- LaMarr Woodley, Pittsburgh vs. Arizona, XLIII
- Paul Kruger, Bal. Ravens vs. San Francisco, XLVII
- DeMarcus Ware, Denver vs. Carolina, 50
- Dont'a Hightower, New England vs. L.A. Rams, LIII
- Aaron Donald, L.A. Rams vs. Cincinnati, LVI
- Von Miller, L.A. Rams vs. Cincinnati, LVI

## TEAM RECORDS

## GAMES, VICTORIES, DEFEATS

## Most Games

- 11 New England, XX, XXXI, XXXVI, XXXVIII-XXXIX, XLII, XLVI, XLIX, LI-LIII
- 8 Dal. Cowboys, V-VI, X, XII-XIII, XXVII-XXVIII, XXX, Pittsburgh, IX-X, XIII-XIV, XXX, XL, XLIII, XLV
- Denver, XII, XXI-XXII, XXIV, XXXII-XXXIII, XLVIII, 50
- 7 San Francisco, XVI, XIX, XXIII-XXIV, XXIX, XLVII, LIV

## Most Consecutive Games

- 4 Buffalo, XXV-XXVIII
- 3 Miami, VI-VIII
- New England, LI-LIII
- 2 Green Bay, I-II; XXXI-XXXII
- Dal. Cowboys, V-VI; XII-XIII; XXVII-XXVIII
- Minnesota, VIII-IX
- Pittsburgh, IX-X; XIII-XIV
- Washington, XVII-XVIII
- Denver, XXI-XXII; XXXII-XXXIII
- San Francisco, XXIII-XXIV
- New England, XXXVIII-XXXIX
- Seattle, XLVIII-XLIX
- Kansas City, LIV-LV

## SUPER BOWL RECORDS

### Most Games Won

- 6 Pittsburgh, IX-X, XIII-XIV, XL, XLIII  
New England, XXXVI, XXXVIII-XXXIX, XLIX, LI, LII
- 5 San Francisco, XVI, XIX, XXIII-XXIV, XXIX  
Dal. Cowboys, VI, XII, XXVII-XXVIII, XXX
- 4 Green Bay, I-II, XXXI, XLV  
N.Y. Giants, XXI, XXV, XLII, XLVI

### Most Consecutive Games Won

- 2 Green Bay, I-II  
Miami, VII-VIII  
Pittsburgh, IX-X, XIII-XIV  
San Francisco, XXIII-XXIV  
Dal. Cowboys, XXVII-XXVIII  
Denver, XXXII-XXXIII  
New England, XXXVIII-XXXIX

### Most Games Lost

- 5 Denver, XII, XXI-XXII, XXIV, XLVIII  
New England, XX, XXXI, XLII, XLVI, LII
- 4 Minnesota, IV, VIII-IX, XI  
Buffalo, XXV-XXVIII
- 3 Dal. Cowboys, V, X, XIII  
Miami, VI, XVII, XIX  
St. Louis/L.A. Rams, XIV, XXXVI, LIII  
Cincinnati, XVI, XXIII, LVI

### Most Consecutive Games Lost

- 4 Buffalo, XXV-XXVIII
- 2 Minnesota, VIII-IX  
Denver, XXI-XXII

## SCORING

### Most Points, Game

- 55 San Francisco vs. Denver, XXIV
- 52 Dal. Cowboys vs. Buffalo, XXVII
- 49 San Francisco vs. S.D. Chargers, XXIX

### Fewest Points, Game

- 3 Miami vs. Dal. Cowboys, VI  
L.A. Rams vs. New England, LIII
- 6 Minnesota vs. Pittsburgh, IX
- 7 By five teams

### Most Points, Both Teams, Game

- 75 San Francisco (49) vs. S.D. Chargers (26), XXIX
- 74 Philadelphia (41) vs. New England (33), LII
- 69 Dal. Cowboys (52) vs. Buffalo (17), XXVII
- Tampa Bay (48) vs. Oak. Raiders (21), XXXVII

### Fewest Points, Both Teams, Game

- 16 L.A. Rams (3) vs. New England (13), LIII
- 21 Washington (7) vs. Miami (14), VII
- 22 Minnesota (6) vs. Pittsburgh (16), IX

### Largest Margin of Victory, Game

- 45 San Francisco vs. Denver, XXIV (55-10)
- 36 Chi. Bears vs. New England, XX (46-10)
- 35 Dal. Cowboys vs. Buffalo, XXVII (52-17)  
Seattle vs. Denver, XLVIII (43-8)

### Most Points, Each Half

- 1st: 35 Washington vs. Denver, XXII
- 2nd: 30 N.Y. Giants vs. Denver, XXI

### Most Points, Each Quarter

- 1st: 14 Miami vs. Minnesota, VIII  
Oak. Raiders vs. Philadelphia, XV  
Dal. Cowboys vs. Buffalo, XXVII  
San Francisco vs. S.D. Chargers, XXIX  
New England vs. Green Bay, XXXI  
Chi. Bears vs. Indianapolis, XLI  
Green Bay vs. Pittsburgh, XLV
- 2nd: 35 Washington vs. Denver, XXII
- 3rd: 21 Chi. Bears vs. New England, XX
- 4th: 21 Dal. Cowboys vs. Buffalo, XXVII  
Kansas City vs. San Francisco, LIV

### OT: 6 New England vs. Atlanta, LI

- Most Points, Both Teams, Each Half**
- 1st: 45 Washington (35) vs. Denver (10), XXII
- 2nd: 46 Tampa Bay (28) vs. Oak. Raiders (18), XXXVII

### Fewest Points, Both Teams, Each Half

- 1st: 2 Minnesota (0) vs. Pittsburgh (2), IX
- 2nd: 7 Miami (0) vs. Washington (7), VII  
Denver (0) vs. Washington (7), XXII

### Most Points, Both Teams, Each Quarter

- 1st: 24 New England (14) vs. Green Bay (10), XXXI
- 2nd: 35 Washington (35) vs. Denver (0), XXII
- 3rd: 24 Washington (14) vs. Buffalo (10), XXVI  
San Francisco (17) vs. Bal. Ravens (7), XLVII
- 4th: 37 Carolina (19) vs. New England (18), XXXVIII

## TOUCHDOWNS

### Most Touchdowns, Game

- 8 San Francisco vs. Denver, XXIV
- 7 Dal. Cowboys vs. Buffalo, XXVII  
San Francisco vs. S.D. Chargers, XXIX
- 6 Washington vs. Denver, XXII  
Tampa Bay vs. Oak. Raiders, XXXVII

### Fewest Touchdowns, Game

- 0 Miami vs. Dal. Cowboys, VI  
L.A. Rams vs. New England, LIII  
Kansas City vs. Tampa Bay, LV
- 1 By 22 teams

### Most Touchdowns, Both Teams, Game

- 10 San Francisco (7) vs. S.D. Chargers (3), XXIX
- 9 Pittsburgh (5) vs. Dal. Cowboys (4), XIII  
San Francisco (8) vs. Denver (1), XXIV  
Dal. Cowboys (7) vs. Buffalo (2), XXVII  
Tampa Bay (6) vs. Oak. Raiders (3), XXXVII  
Philadelphia (5) vs. New England (4), LII
- 8 Carolina (4) vs. New England (4), XXXVIII  
Atlanta (4) vs. New England (4), LI (OT)

### Fewest Touchdowns, Both Teams, Game

- 1 L.A. Rams (0) vs. New England (1), LIII
- 2 Bal. Colts (1) vs. N.Y. Jets (1), III
- 3 In seven games

## POINTS AFTER TOUCHDOWN

### Most (One-Point) Points After Touchdown, Game

- 7 San Francisco vs. Denver, XXIV  
Dal. Cowboys vs. Buffalo, XXVII  
San Francisco vs. S.D. Chargers, XXIX
- 6 Washington vs. Denver, XXII  
Tampa Bay vs. Oak. Raiders, XXXVII
- 5 Green Bay vs. Kansas City, I  
Pittsburgh vs. Dal. Cowboys, XIII  
L.A. Raiders vs. Washington, XVIII  
San Francisco vs. Miami, XIX  
Chi. Bears vs. New England, XX  
Seattle vs. Denver, XLVIII

### Most (One-Point) Points After Touchdown, Both Teams, Game

- 9 Pittsburgh (5) vs. Dal. Cowboys (4), XIII  
Dal. Cowboys (7) vs. Buffalo (2), XXVII
- 8 San Francisco (7) vs. Denver (1), XXIV  
San Francisco (7) vs. S.D. Chargers (1), XXIX
- 7 Washington (6) vs. Denver (1), XXII  
Washington (4) vs. Buffalo (3), XXXVI  
Denver (4) vs. Green Bay (3), XXXII  
New England (4) vs. Seattle (3), XLIX

### Fewest (One-Point) Points After Touchdown, Both Teams, Game

- 1 L.A. Rams (0) vs. New England (1), LIII
- 2 Bal. Colts (1) vs. N.Y. Jets (1), III  
Bal. Colts (1) vs. Dal. Cowboys (1), V  
Minnesota (0) vs. Pittsburgh (2), IX  
Carolina (1) vs. Denver (1), 50

### Most Two-Point Conversions, Game

- 2 S.D. Chargers vs. San Francisco, XXIX  
New England vs. Atlanta, LI (OT)

### Most Two-Point Conversions, Both Teams, Game

- 2 S.D. Chargers (2) vs. San Francisco (0), XXIX  
New England (2) vs. Atlanta (0), LI (OT)

## SUPER BOWL RECORDS

### FIELD GOALS

#### Most Field Goals Attempted, Game

- 5 N.Y. Jets vs. Bal. Colts, III
- Dal. Cowboys vs. Denver, XII
- 4 Green Bay vs. Oak. Raiders, II
- Pittsburgh vs. Dal. Cowboys, XX
- San Francisco vs. Cincinnati, XVI; XXIII
- Denver vs. N.Y. Giants, XXI
- Denver vs. Atlanta, XXXIII
- St.L. Rams vs. Tennessee, XXXIV
- Indianapolis vs. Chi. Bears, XLI

#### Most Field Goals Attempted, Both Teams, Game

- 7 N.Y. Jets (5) vs. Bal. Colts (2), III
- San Francisco (4) vs. Cincinnati (3), XXIII
- St.L. Rams (4) vs. Tennessee (3), XXXIV
- Denver (4) vs. Atlanta (3), XXXIII
- 6 Dal. Cowboys (5) vs. Denver (1), XII
- New England (3) vs. Philadelphia (3), LII
- 5 Green Bay (4) vs. Oak. Raiders (1), II
- Pittsburgh (4) vs. Dal. Cowboys (1), X
- Oak. Raiders (3) vs. Philadelphia (2), XV
- Denver (4) vs. N.Y. Giants (1), XXI
- Dal. Cowboys (3) vs. Buffalo (2), XXVIII
- Indianapolis (4) vs. Chi. Bears (1), XLI
- New Orleans (3) vs. Indianapolis (2), XLIV
- San Francisco (3) vs. Bal. Ravens (2), XLVII
- Denver (3) vs. Carolina (2), 50
- L.A. Rams (2) vs. New England (3), LIII

#### Fewest Field Goals Attempted, Both Teams, Game

- 1 Minnesota (0) vs. Miami (1), VIII
- San Francisco (0) vs. Denver (1), XXIV
- Philadelphia (0) vs. New England (1), XXXIX
- New England (0) vs. N.Y. Giants (1), XLII
- New England (0) vs. Seattle (1), XLIX
- 2 Green Bay (0) vs. Kansas City (2), I
- Miami (1) vs. Washington (1), VII
- Minnesota (1) vs. Pittsburgh (1), IX
- Dal. Cowboys (1) vs. Pittsburgh (1), XIII
- Dal. Cowboys (1) vs. Buffalo (1), XXVII
- S.D. Chargers (1) vs. San Francisco (1), XXIX
- Denver (1) vs. Green Bay (1), XXXII
- Arizona (0) vs. Pittsburgh (2), XLIII
- Denver (0) vs. Seattle (2), XLVIII
- Atlanta (0) vs. New England (2), LI (OT)

#### Most Field Goals, Game

- 4 Green Bay vs. Oak. Raiders, II
- San Francisco vs. Cincinnati, XVI
- 3 N.Y. Jets vs. Bal. Colts, III
- Kansas City vs. Minnesota, IV
- Miami vs. San Francisco, XIX
- Chi. Bears vs. New England, XX
- Cincinnati vs. San Francisco, XXIII
- Washington vs. Buffalo, XXVI
- Dal. Cowboys vs. Buffalo, XXXVIII
- St.L. Rams vs. Tennessee, XXXIV
- Indianapolis vs. Chi. Bears, XLI
- New Orleans vs. Indianapolis, XLIV
- San Francisco vs. Bal. Ravens, XLVII
- Denver vs. Carolina, 50
- Philadelphia vs. New England, LII
- Kansas City vs. Tampa Bay, LV

#### Most Field Goals, Both Teams, Game

- 5 Cincinnati (3) vs. San Francisco (2), XXIII
- Dal. Cowboys (3) vs. Buffalo (2), XXVIII
- San Francisco (3) vs. Bal. Ravens (2), XLVII
- Philadelphia (3) vs. New England (2), LII
- 4 Green Bay (4) vs. Oak. Raiders (0), II
- San Francisco (4) vs. Cincinnati (0), XVI
- Miami (3) vs. San Francisco (1), XIX
- Chi. Bears (3) vs. New England (1), XX
- Washington (3) vs. Buffalo (1), XXVI
- Atlanta (2) vs. Denver (2), XXXIII
- St.L. Rams (3) vs. Tennessee (1), XXXIV
- Indianapolis (3) vs. Chi. Bears (1), XLI
- New Orleans (3) vs. Indianapolis (1), XLIV

- Denver (3) vs. Carolina (1), 50  
 Kansas City (3) vs. Tampa Bay (1), LV  
 3 In 17 games

#### Fewest Field Goals, Both Teams, Game

- 0 Miami vs. Washington, VII
- Pittsburgh vs. Minnesota, IX
- 1 Green Bay (0) vs. Kansas City (1), I
- Minnesota (0) vs. Miami (1), VIII
- Pittsburgh (0) vs. Dal. Cowboys (1), XIII
- Washington (0) vs. Denver (1), XXII
- San Francisco (0) vs. Denver (1), XXIV
- San Francisco (0) vs. S.D. Chargers (1), XXIX
- Philadelphia (0) vs. New England (1), XXXIX
- Pittsburgh (0) vs. Seattle (1), XLII
- New England (0) vs. N.Y. Giants (1), XLII
- New England (0) vs. Seattle (1), XLIX

### SAFETIES

#### Most Safeties, Game

- 1 Pittsburgh vs. Minnesota, IX; vs. Dal. Cowboys, X
- Chi. Bears vs. New England, XX
- N.Y. Giants vs. Denver, XXI; vs. New England, XLVI
- Buffalo vs. N.Y. Giants, XXV
- Arizona vs. Pittsburgh, XLIII
- San Francisco vs. Bal. Ravens, XLVII
- Seattle vs. Denver, XLVIII

### FIRST DOWNS

#### Most First Downs, Game

- 37 New England vs. Atlanta, LI (OT)
- 31 San Francisco vs. Miami, XIX
- 29 New England vs. Carolina, XXXVIII
- New England vs. Philadelphia, LII

#### Fewest First Downs, Game

- 9 Minnesota vs. Pittsburgh, IX
- Miami vs. Washington, XVII
- 10 Dal. Cowboys vs. Bal. Colts, V
- Miami vs. Dal. Cowboys, VI
- 11 Denver vs. Dal. Cowboys, XII
- N.Y. Giants vs. Bal. Ravens, XXXV
- Oak. Raiders vs. Tampa Bay, XXXVII
- Chi. Bears vs. Indianapolis, XLI
- Denver vs. Carolina, 50

#### Most First Downs, Both Teams, Game

- 54 New England (37) vs. Atlanta (17), LI (OT)
- New England (29) vs. Philadelphia (25), LII
- 50 San Francisco (31) vs. Miami (19), XIX
- Tennessee (27) vs. St.L. Rams (23), XXXIV
- 49 Buffalo (25) vs. Washington (24), XXVI

#### Fewest First Downs, Both Teams, Game

- 24 Dal. Cowboys (10) vs. Bal. Colts (14), V
- N.Y. Giants (11) vs. Bal. Ravens (13), XXXV
- 26 Minnesota (9) vs. Pittsburgh (17), IX
- 27 Pittsburgh (13) vs. Dal. Cowboys (14), X

### RUSHING

#### Most First Downs, Rushing, Game

- 16 San Francisco vs. Miami, XIX
- 15 Dal. Cowboys vs. Miami, VI
- 14 Washington vs. Miami, XVII
- San Francisco vs. Denver, XXIV
- Denver vs. Green Bay, XXXII

#### Fewest First Downs, Rushing, Game

- 1 New England vs. Chi. Bears, XX
- St.L. Rams vs. Tennessee, XXXIV
- Oak. Raiders vs. Tampa Bay, XXXVII
- New England vs. Seattle, XLIX
- 2 Minnesota vs. Kansas City, IV; vs. Pittsburgh, IX; vs. Oak. Raiders, XI
- Pittsburgh vs. Dal. Cowboys, XIII
- Miami vs. San Francisco, XIX
- N.Y. Giants vs. Bal. Ravens, XXXV
- Arizona vs. Pittsburgh, XLIII
- Denver vs. Seattle, XLVIII
- L.A. Rams vs. New England, LIII; vs. Cincinnati, LVI

## SUPER BOWL RECORDS

- 3 Miami vs. Dal. Cowboys, VI  
Philadelphia vs. Oak. Raiders, XV  
New England vs. Green Bay, XXXI  
Carolina vs. New England, XXXVIII  
Chi. Bears vs. Indianapolis, XLII  
New England vs. N.Y. Giants, XLII  
New Orleans vs. Indianapolis, XLIV  
Atlanta vs. New England, LI (OT)
- Most First Downs, Rushing, Both Teams, Game**  
21 Washington (14) vs. Miami (7), XVII  
20 Kansas City (12) vs. San Francisco (8), LIV  
19 Washington (13) vs. Denver (6), XXII  
San Francisco (14) vs. Denver (5), XXIV
- Fewest First Downs, Rushing, Both Teams, Game**  
6 Arizona (2) vs. Pittsburgh (4), XLIII  
7 Oak. Raiders (1) vs. Tampa Bay (6), XXXVIII  
New England (3) vs. N.Y. Giants (4), XLII  
L.A. Rams (2) vs. Cincinnati (5), LVI  
8 Bal. Colts (4) vs. Dal. Cowboys (4), V  
Pittsburgh (2) vs. Dal. Cowboys (6), XIII  
N.Y. Giants (2) vs. Bal. Ravens (6), XXXV  
Denver (2) vs. Seattle (6), XLVIII  
L.A. Rams (2) vs. New England (6), LIII

### PASSING

- Most First Downs, Passing, Game**  
26 New England vs. Atlanta, LI (OT)  
23 New England vs. Philadelphia, LII  
21 New England vs. Seattle, XLIX
- Fewest First Downs, Passing, Game**  
1 Denver vs. Dal. Cowboys, XII  
2 Miami vs. Washington, XVII  
4 Miami vs. Minnesota, VIII
- Most First Downs, Passing, Both Teams, Game**  
42 New England (23) vs. Philadelphia (19), LII  
39 New England (26) vs. Atlanta (13), LI (OT)  
33 N.Y. Giants (18) vs. New England (15), XLVI
- Fewest First Downs, Passing, Both Teams, Game**  
9 Denver (1) vs. Dal. Cowboys (8), XII  
10 Minnesota (5) vs. Pittsburgh (5), IX  
11 Dal. Cowboys (5) vs. Bal. Colts (6), V  
Miami (2) vs. Washington (9), XVII

### PENALTY

- Most First Downs, Penalty, Game**  
6 Tampa Bay vs. Kansas City, LV  
4 Bal. Colts vs. Dal. Cowboys, V  
Miami vs. Minnesota, VIII  
Cincinnati vs. San Francisco, XVI  
Buffalo vs. Dal. Cowboys, XXVII  
St.L. Rams vs. Tennessee, XXXIV  
Pittsburgh vs. Arizona, XLIII  
New England vs. Atlanta, LI (OT)  
New England vs. L.A. Rams, LIII  
3 Kansas City vs. Minnesota, IV  
Minnesota vs. Oak. Raiders, XI  
Buffalo vs. Washington, XXVI  
Green Bay vs. Denver, XXXII  
N.Y. Giants vs. Bal. Ravens, XXXV  
St.L. Rams vs. New England, XXXVI  
Tampa Bay vs. Oak. Raiders, XXXVII  
New England vs. Carolina, XXXVIII  
Denver vs. Seattle, XLVIII  
New England vs. Seattle, XLIX  
Carolina vs. Denver, 50  
Kansas City vs. Tampa Bay, LV
- Most First Downs, Penalty, Both Teams, Game**  
9 Tampa Bay (6) vs. Kansas City (3), LV  
6 Cincinnati (4) vs. San Francisco (2), XVI  
St.L. Rams (4) vs. Tennessee (2), XXXIV  
5 Bal. Colts (4) vs. Dal. Cowboys (1), V  
Miami (4) vs. Minnesota (1), VIII  
Buffalo (3) vs. Washington (2), XXVI  
Green Bay (3) vs. Denver (2), XXXII  
New England (3) vs. Carolina (2), XXXVIII  
Pittsburgh (4) vs. Arizona (1), XLIII

- New England (3) vs. Seattle (2), XLIX  
Carolina (3) vs. Denver (2), 50  
New England (4) vs. Atlanta (1), LI (OT)  
L.A. Rams (1) vs. New England (4), LIII

### Fewest First Downs, Penalty, Both Teams, Game

- 0 Dal. Cowboys vs. Miami, VI  
Miami vs. Washington, VII  
Dal. Cowboys vs. Pittsburgh, X  
Miami vs. San Francisco, XIX  
Pittsburgh vs. Seattle, XL  
Green Bay vs. Pittsburgh, XLV  
1 Green Bay (0) vs. Kansas City (1), I  
Miami (0) vs. Washington (1), XVII  
Cincinnati (0) vs. San Francisco (1), XXIII  
San Francisco (0) vs. Denver (1), XXIV  
Dal. Cowboys (0) vs. Buffalo (1), XXVIII  
Dal. Cowboys (0) vs. Pittsburgh (1), XXX  
Denver (0) vs. Atlanta (1), XXXIII  
Chi. Bears (0) vs. Indianapolis (1), XLI  
New England (0) vs. N.Y. Giants (1), XLVI  
San Francisco (0) vs. Kansas City (1), LIV

### NET YARDS GAINED RUSHING AND PASSING

#### Most Yards Gained, Game

- 613 New England vs. Philadelphia, LII  
602 Washington vs. Denver, XXII  
546 New England vs. Atlanta, LI (OT)

#### Fewest Yards Gained, Game

- 119 Minnesota vs. Pittsburgh, IX  
123 New England vs. Chi. Bears, XX  
152 N.Y. Giants vs. Bal. Ravens, XXXV

#### Most Yards Gained, Both Teams, Game

- 1,151 New England (613) vs. Philadelphia (538), LII  
929 Washington (602) vs. Denver (327), XXII  
890 New England (546) vs. Atlanta (344), LI (OT)

#### Fewest Yards Gained, Both Teams, Game

- 396 N.Y. Giants (152) vs. Bal. Ravens (244), XXXV  
452 Minnesota (119) vs. Pittsburgh (333), IX  
481 Washington (228) vs. Miami (253), VII  
Denver (156) vs. Dal. Cowboys (325), XII

### RUSHING ATTEMPTS

#### Most Attempts, Game

- 57 Pittsburgh vs. Minnesota, IX  
53 Miami vs. Minnesota, VIII  
52 Oak. Raiders vs. Minnesota, XI  
Washington vs. Miami, XVII

#### Fewest Attempts, Game

- 9 Miami vs. San Francisco, XIX  
11 New England vs. Chi. Bears, XX  
Oak. Raiders vs. Tampa Bay, XXXVII  
12 Arizona vs. Pittsburgh, XLIII

#### Most Attempts, Both Teams, Game

- 81 Washington (52) vs. Miami (29), XVII  
78 Pittsburgh (57) vs. Minnesota (21), IX  
Oak. Raiders (52) vs. Minnesota (26), XI  
77 Miami (53) vs. Minnesota (24), VIII  
Pittsburgh (46) vs. Dal. Cowboys (31), X

#### Fewest Attempts, Both Teams, Game

- 36 Green Bay (13) vs. Pittsburgh (23), XLV  
37 Arizona (12) vs. Pittsburgh (25), XLIII  
New Orleans (18) vs. Indianapolis (19), XLIV  
42 New England (16) vs. N.Y. Giants (26), XLII

### YARDS GAINED

#### Most Yards Gained, Game

- 280 Washington vs. Denver, XXII  
276 Washington vs. Miami, XVII  
266 Oak. Raiders vs. Minnesota, XI

#### Fewest Yards Gained, Game

- 7 New England vs. Chi. Bears, XX  
17 Minnesota vs. Pittsburgh, IX  
19 Oak. Raiders vs. Tampa Bay, XXXVII

## SUPER BOWL RECORDS

### Most Yards Gained, Both Teams, Game

- 377 Washington (280) vs. Denver (97), XXII
- 372 Washington (276) vs. Miami (96), XVII
- 338 N.Y. Giants (172) vs. Buffalo (166), XXV

### Fewest Yards Gained, Both Teams, Game

- 91 Arizona (33) vs. Pittsburgh (58), XLIII
- 122 L.A. Rams (43) vs. Cincinnati (79), LVI
- 136 New England (45) vs. N.Y. Giants (91), XLII

### AVERAGE GAIN

#### Highest Average Gain, Game

- 7.00 L.A. Raiders vs. Washington, XVIII (33-231)  
Washington vs. Denver, XXII (40-280)
- 6.64 Buffalo vs. N.Y. Giants, XXV (25-166)
- 6.41 San Francisco vs. Kansas City, LIV (22-141)

#### Lowest Average Gain, Game

- 0.64 New England vs. Chi. Bears, XX (11-7)
- 0.81 Minnesota vs. Pittsburgh, IX (21-17)
- 1.73 Oak. Raiders vs. Tampa Bay, XXXVII (11-19)

### TOUCHDOWNS

#### Most Touchdowns, Rushing, Game

- 4 Chi. Bears vs. New England, XX  
Denver vs. Green Bay, XXXII
- 3 Green Bay vs. Kansas City, I  
Miami vs. Minnesota, VIII  
San Francisco vs. Denver, XXIV  
Denver vs. Atlanta, XXXIII
- 2 Oak. Raiders vs. Minnesota, XI  
Pittsburgh vs. L.A. Rams, XIV  
L.A. Raiders vs. Washington, XVIII  
San Francisco vs. Miami, XIX  
N.Y. Giants vs. Denver, XXI  
Washington vs. Denver, XXII; vs. Buffalo, XXVI  
Buffalo vs. N.Y. Giants, XXV  
Dal. Cowboys vs. Buffalo, XXVIII; vs. Pittsburgh, XXX  
Tennessee vs. St.L. Rams, XXXIV  
Pittsburgh vs. Seattle, XL  
San Francisco vs. Bal. Ravens, XLVII  
New England vs. Atlanta, LI (OT)  
Kansas City vs. San Francisco, LIV

#### Fewest Touchdowns, Rushing, Game

- 0 By 39 teams

#### Most Touchdowns, Rushing, Both Teams, Game

- 4 Miami (3) vs. Minnesota (1), VIII  
Chi. Bears (4) vs. New England (0), XX  
San Francisco (3) vs. Denver (1), XXIV  
Denver (4) vs. Green Bay (0), XXXII
- 3 In 11 games

#### Fewest Touchdowns, Rushing, Both Teams, Game

- 0 Pittsburgh vs. Dal. Cowboys, X  
Oak. Raiders vs. Philadelphia, XV  
Cincinnati vs. San Francisco, XXIII  
Cincinnati vs. L.A. Rams, LVI
- 1 In 21 games

### PASSING ATTEMPTS

#### Most Passes Attempted, Game

- 63 New England vs. Atlanta, LI (OT)
- 59 Buffalo vs. Washington, XXVI
- 55 S.D. Chargers vs. San Francisco, XXIX

#### Fewest Passes Attempted, Game

- 7 Miami vs. Minnesota, VIII
- 11 Miami vs. Washington, VII
- 14 Pittsburgh vs. Minnesota, IX

#### Most Passes Attempted, Both Teams, Game

- 93 S.D. Chargers (55) vs. San Francisco (38), XXIX  
New England (49) vs. Philadelphia (44), LI
- 92 Buffalo (59) vs. Washington (33), XXVI
- 86 New England (63) vs. Atlanta (23), LI (OT)

#### Fewest Passes Attempted, Both Teams, Game

- 35 Miami (7) vs. Minnesota (28), VIII
- 39 Miami (11) vs. Washington (28), VII
- 40 Pittsburgh (14) vs. Minnesota (26), IX
- Miami (17) vs. Washington (23), XVII

### COMPLETIONS

#### Most Passes Completed, Game

- 43 New England vs. Atlanta, LI (OT)
- 37 New England vs. Seattle, XLIX
- 34 Denver vs. Seattle, XLVIII

#### Fewest Passes Completed, Game

- 4 Miami vs. Washington, XVII
- 6 Miami vs. Minnesota, VIII
- 8 Miami vs. Washington, VII  
Denver vs. Dal. Cowboys, XII

#### Most Passes Completed, Both Teams, Game

- 63 New Orleans (32) vs. Indianapolis (31), XLIV
- 60 New England (43) vs. Atlanta (17), LI (OT)
- 57 N.Y. Giants (30) vs. New England (27), XLVI  
Philadelphia (29) vs. New England (28), LII

#### Fewest Passes Completed, Both Teams, Game

- 19 Miami (4) vs. Washington (15), XVII
- 20 Pittsburgh (9) vs. Minnesota (11), IX
- 22 Miami (8) vs. Washington (14), VII

### COMPLETION PERCENTAGE

#### Highest Completion Percentage, Game (20 attempts)

- 88.0 N.Y. Giants vs. Denver, XXI (25-22)
- 82.1 New Orleans vs. Indianapolis, XLIV (39-32)
- 75.0 San Francisco vs. Denver, XXIV (32-24)  
N.Y. Giants vs. New England, XLVI (40-30)

#### Lowest Completion Percentage, Game (20 attempts)

- 32.0 Denver vs. Dal. Cowboys, XII (25-8)
- 37.9 Denver vs. San Francisco, XXIV (29-11)
- 38.5 Denver vs. Washington, XXII (39-15)  
N.Y. Giants vs. Bal. Ravens, XXXV (39-15)

### YARDS GAINED

#### Most Yards Gained, Game

- 500 New England vs. Philadelphia, LII
- 442 New England vs. Atlanta, LI (OT)
- 407 St.L. Rams vs. Tennessee, XXXIX

#### Fewest Yards Gained, Game

- 35 Denver vs. Dal. Cowboys, XII
- 63 Miami vs. Minnesota, VIII
- 69 Miami vs. Washington, VII

#### Most Yards Gained, Both Teams, Game

- 874 New England (500) vs. Philadelphia (374), LII
- 682 New England (442) vs. Atlanta (240), LI (OT)
- 649 New England (354) vs. Carolina (295), XXXVIII

#### Fewest Yards Gained, Both Teams, Game

- 156 Miami (69) vs. Washington (87), VII
- 186 Pittsburgh (84) vs. Minnesota (102), IX
- 204 Miami (80) vs. Washington (124), XVII

### TIMES SACKED

#### Most Times Sacked, Game

- 7 Dal. Cowboys vs. Pittsburgh, X  
New England vs. Chi. Bears, XX  
Carolina vs. Denver, 50  
Cincinnati vs. L.A. Rams, LVI
- 6 Kansas City vs. Green Bay, I  
Washington vs. L.A. Raiders, XLVIII  
Denver vs. San Francisco, XXIV
- 5 Dal. Cowboys vs. Denver, XII; vs. Pittsburgh, XIII  
Cincinnati vs. San Francisco, XVI; XXIII  
Denver vs. Washington, XXII; vs. Carolina, 50  
Buffalo vs. Washington, XXVI  
Green Bay vs. New England, XXXI  
New England vs. Green Bay, XXXI;  
vs. N.Y. Giants, XLII; vs. Atlanta, LI (OT)  
Oak. Raiders vs. Tampa Bay, XXXVIII  
Atlanta vs. New England, LI (OT)

## SUPER BOWL RECORDS

### Fewest Times Sacked, Game

- 0 Bal. Colts vs. N.Y. Jets, III; vs. Dal. Cowboys, V  
Minnesota vs. Pittsburgh, IX  
Pittsburgh vs. L.A. Rams, XIV  
Philadelphia vs. Oak. Raiders, XV  
Washington vs. Buffalo, XXVI  
Denver vs. Green Bay, XXXII; vs. Atlanta, XXXIII  
Tampa Bay vs. Oak. Raiders, XXXVII  
New England vs. Carolina, XXXVIII  
Indianapolis vs. New Orleans, XLIV  
Seattle vs. Denver, XLVIII  
Philadelphia vs. New England, LII
- 1 By 24 teams

### Most Times Sacked, Both Teams, Game

- 12 Carolina (7) vs. Denver (5), 50
- 10 New England (7) vs. Chi. Bears (3), XX  
Green Bay (5) vs. New England (5), XXXI  
New England (5) vs. Atlanta (5), LI (OT)
- 9 Kansas City (6) vs. Green Bay (3), I  
Dal. Cowboys (7) vs. Pittsburgh (2), X  
Dal. Cowboys (5) vs. Denver (4), XII  
Dal. Cowboys (5) vs. Pittsburgh (4), XIII  
Cincinnati (5) vs. San Francisco (4), XXIII  
Cincinnati (7) vs. L.A. Rams (2), LVI

### Fewest Times Sacked, Both Teams, Game

- 1 Philadelphia (0) vs. Oak. Raiders (1), XV  
Denver (0) vs. Green Bay (1), XXXII  
Indianapolis (0) vs. New Orleans (1), XLIV  
Seattle (0) vs. Denver (1), XLVIII  
Philadelphia (0) vs. New England (1), LII
- 2 Bal. Colts (0) vs. N.Y. Jets (2), III  
Bal. Colts (0) vs. Dal. Cowboys (2), V  
Minnesota (0) vs. Pittsburgh (2), IX  
Denver (0) vs. Atlanta (2), XXXIII  
Chi. Bears (1) vs. Indianapolis (1), XLI
- 3 In five games

### TOUCHDOWNS

#### Most Touchdowns, Passing, Game

- 6 San Francisco vs. S.D. Chargers, XXIX
- 5 San Francisco vs. Denver, XXIV
- 4 Pittsburgh vs. Dal. Cowboys, XIII  
Washington vs. Denver, XXII  
Dal. Cowboys vs. Buffalo, XXVII  
New England vs. Seattle, XLIX  
Philadelphia vs. New England, LII

#### Fewest Touchdowns, Passing, Game

- 0 By 24 teams

#### Most Touchdowns, Passing, Both Teams, Game

- 7 Pittsburgh (4) vs. Dal. Cowboys (3), XIII  
San Francisco (6) vs. S.D. Chargers (1), XXIX  
Philadelphia (4) vs. New England (3), LII
- 6 Carolina (3) vs. New England (3), XXXVIII  
New England (4) vs. Seattle (2), XLIX
- 5 Washington (4) vs. Denver (1), XXII  
San Francisco (5) vs. Denver (0), XXIV  
Dal. Cowboys (4) vs. Buffalo (1), XXVII  
Philadelphia (3) vs. New England (2), XXXIX  
Green Bay (3) vs. Pittsburgh (2), XLV  
L.A. Rams (3) vs. Cincinnati (2), LVI

#### Fewest Touchdowns, Passing, Both Teams, Game

- 0 N.Y. Jets vs. Bal. Colts, III  
Miami vs. Minnesota, VIII  
Buffalo vs. Dal. Cowboys, XXXVIII  
Denver vs. Carolina, 50  
L.A. Rams vs. New England, LIII
- 1 In seven games

### INTERCEPTIONS BY

#### Most Interceptions By, Game

- 5 Tampa Bay vs. Oak. Raiders, XXXVII
- 4 N.Y. Jets vs. Bal. Colts, III  
Dal. Cowboys vs. Denver, XII  
Washington vs. Buffalo, XXVI  
Dal. Cowboys vs. Buffalo, XXVII

Green Bay vs. New England, XXXI

Bal. Ravens vs. N.Y. Giants, XXXV

- 3 By 13 teams

#### Most Interceptions By, Both Teams, Game

- 6 Bal. Colts (3) vs. Dal. Cowboys (3), V  
Tampa Bay (5) vs. Oak. Raiders (1), XXXVII
- 5 Washington (4) vs. Buffalo (1), XXVI
- 4 In 11 games

#### Fewest Interceptions By, Both Teams, Game

- 0 Buffalo vs. N.Y. Giants, XXV  
St.L. Rams vs. Tennessee, XXXIV
- 1 Oak. Raiders (0) vs. Green Bay (1), II  
Miami (0) vs. Dal. Cowboys (1), VI  
Minnesota (0) vs. Miami (1), VIII  
N.Y. Giants (0) vs. Denver (1), XXI  
Cincinnati (0) vs. San Francisco (1), XXIII  
New England (0) vs. Carolina (1), XXXVIII  
N.Y. Giants (0) vs. New England (1), XLII  
Indianapolis (0) vs. New Orleans (1), XLIV  
New England (0) vs. N.Y. Giants (1), XLVI  
San Francisco (0) vs. Bal. Ravens (1), XLVII  
New England (0) vs. Atlanta (1), LI (OT)  
Philadelphia (0) vs. New England (1), LII

### YARDS GAINED

#### Most Yards Gained, Game

- 172 Tampa Bay vs. Oak. Raiders, XXXVII
- 136 Denver vs. Atlanta, XXXIII
- 100 Pittsburgh vs. Arizona, XLIII

#### Most Yards Gained, Both Teams, Game

- 184 Tampa Bay (172) vs. Oak. Raiders (12), XXXVII
- 137 Denver (136) vs. Atlanta (1), XXXIII
- 100 Seattle (76) vs. Pittsburgh (24), XL  
Indianapolis (94) vs. Chi. Bears (6), XLI

### TOUCHDOWNS

#### Most Touchdowns, Game

- 3 Tampa Bay vs. Oak. Raiders, XXXVII
- 1 Green Bay vs. Oak. Raiders, II  
Oak. Raiders vs. Minnesota, XI  
L.A. Raiders vs. Washington, XVIII  
Chi. Bears vs. New England, XX  
Bal. Ravens vs. N.Y. Giants, XXXV  
New England vs. St.L. Rams, XXXVI  
Indianapolis vs. Chi. Bears, XLI  
Pittsburgh vs. Arizona, XLIII  
New Orleans vs. Indianapolis, XLIV  
Green Bay vs. Pittsburgh, XLV  
Seattle vs. Denver, XLVIII  
Atlanta vs. New England, LI

### PUNTING

#### Most Punts, Game

- 11 N.Y. Giants vs. Bal. Ravens, XXXV
- 10 Bal. Ravens vs. N.Y. Giants, XXXV
- 9 Dal. Cowboys vs. Bal. Colts, V  
L.A. Rams vs. New England, LIII

#### Fewest Punts, Game

- 0 New England vs. Philadelphia, LII
- 1 Atlanta vs. Denver, XXXIII  
Denver vs. Atlanta, XXXIII  
Seattle vs. Denver, XLVIII  
Philadelphia vs. New England, LII
- 2 Pittsburgh vs. L.A. Rams, XIV  
Denver vs. N.Y. Giants, XXI; vs. Seattle, XLVIII  
St.L. Rams vs. Tennessee, XXXIV  
Indianapolis vs. New Orleans, XLIV  
New Orleans vs. Indianapolis, XLIV  
Kansas City vs. San Francisco, LIV  
San Francisco vs. Kansas City, LIV

#### Most Punts, Both Teams, Game

- 21 N.Y. Giants (11) vs. Bal. Ravens (10), XXXV
- 15 Washington (8) vs. L.A. Raiders (7), XVIII  
New England (8) vs. Green Bay (7), XXXI  
Denver (8) vs. Carolina (7), 50
- 14 L.A. Rams (9) vs. New England (5), LIII

## SUPER BOWL RECORDS

### Fewest Punts, Both Teams, Game

- 1 New England (0) vs. Philadelphia (1), LII
- 2 Atlanta (1) vs. Denver (1), XXXIII
- 3 Seattle (1) vs. Denver (2), XLVIII

### AVERAGE YARDAGE

#### Highest Average, Game (4 punts)

- 50.17 Seattle vs. Pittsburgh, XL (6-301)
- 49.00 New England vs. Seattle, XLIX (4-196)
- 48.75 S.D. Chargers vs. San Francisco, XXIX (4-195)

#### Lowest Average, Game (4 punts)

- 31.00 Tampa Bay vs. Oak. Raiders, XXXVII (5-155)
- 31.20 Washington vs. Miami, VII (5-156)
- 32.38 Washington vs. L.A. Raiders, XVIII (8-259)

### PUNT RETURNS

#### Most Punt Returns, Game

- 6 Washington vs. Miami, XVII
- Green Bay vs. New England, XXXI
- 5 By seven teams

#### Fewest Punt Returns, Game

- 0 Minnesota vs. Miami, VIII
- Buffalo vs. N.Y. Giants, XXV
- Washington vs. Buffalo, XXVI
- Denver vs. Green Bay, XXXII
- Green Bay vs. Denver, XXXII
- Atlanta vs. Denver, XXXIII
- Denver vs. Atlanta, XXXIII
- New England vs. N.Y. Giants, XLVI
- Seattle vs. Denver, XLVIII
- New England vs. Philadelphia, LII
- Philadelphia vs. New England, LII
- Kansas City vs. San Francisco, LIV
- Tampa Bay vs. Kansas City, LV
- 1 By 31 teams

#### Most Punt Returns, Both Teams, Game

- 10 Green Bay (6) vs. New England (4), XXXI
- 9 Pittsburgh (5) vs. Minnesota (4), IX
- 8 Green Bay (5) vs. Oak. Raiders (3), II
- Bal. Colts (5) vs. Dal. Cowboys (3), V
- Washington (6) vs. Miami (2), XVII
- N.Y. Giants (5) vs. Bal. Ravens (3), XXXV

#### Fewest Punt Returns, Both Teams, Game

- 0 Denver vs. Green Bay, XXXII
- Atlanta vs. Denver, XXXIII
- New England vs. Philadelphia, LII
- 1 New England (0) vs. N.Y. Giants (1), XLVI
- Seattle (0) vs. Denver (1), XLVIII
- Kansas City (0) vs. San Francisco (1), LIV
- Tampa Bay (0) vs. Kansas City (1), LV
- 2 Dal. Cowboys (1) vs. Miami (1), VI
- Denver (1) vs. N.Y. Giants (1), XXI
- Buffalo (0) vs. N.Y. Giants (2), XXV
- Buffalo (1) vs. Dal. Cowboys (1), XXVIII
- Indianapolis (1) vs. New Orleans (1), XLIV

### YARDS GAINED

#### Most Yards Gained, Game

- 90 Green Bay vs. New England, XXXI
- 61 Denver vs. Carolina, 50
- 56 San Francisco vs. Cincinnati, XXIII

#### Fewest Yards Gained, Game

- 1 Dal. Cowboys vs. Miami, VI
- Tennessee vs. St.L. Rams, XXXIV
- 0 By 23 teams

#### Most Yards Gained, Both Teams, Game

- 120 Green Bay (90) vs. New England (30), XXXI
- 80 N.Y. Giants (46) vs. Bal. Ravens (34), XXXV
- 74 Washington (52) vs. Miami (22), XVII

#### Fewest Yards Gained, Both Teams, Game

- 0 Denver vs. Green Bay, XXXII
- Atlanta vs. Denver, XXXIII
- New England vs. Philadelphia, LII
- Kansas City vs. San Francisco, LIV
- Tampa Bay vs. Kansas City, LV
- 4 Indianapolis (0) vs. New Orleans (4), XLIV
- 5 Green Bay (0) vs. Pittsburgh (5), XLV

### AVERAGE RETURN

#### Highest Average, Game (3 returns)

- 18.7 San Francisco vs. Cincinnati, XXIII (3-56)
- 15.0 Green Bay vs. New England, XXXI (6-90)
- 14.0 Indianapolis vs. Chi. Bears, XLI (3-42)

### TOUCHDOWNS

#### Most Touchdowns, Game

None

### KICKOFF RETURNS

#### Most Kickoff Returns, Game

- 9 Denver vs. San Francisco, XXIV
- Oak. Raiders vs. Tampa Bay, XXXVII
- 8 S.D. Chargers vs. San Francisco, XXIX
- 7 By eight teams

#### Fewest Kickoff Returns, Game

- 0 Seattle vs. New England, XLIX
- Cincinnati vs. L.A. Rams, LVI
- 1 N.Y. Jets vs. Bal. Colts, III
- L.A. Raiders vs. Washington, XXVII
- Washington vs. Buffalo, XXVI
- New England vs. Atlanta, LI (OT)
- L.A. Rams vs. New England, LIII
- New England vs. L.A. Rams, LIII
- L.A. Rams vs. Cincinnati, LVI
- 2 By 13 teams

#### Most Kickoff Returns, Both Teams, Game

- 13 Oak. Raiders (9) vs. Tampa Bay (4), XXXVII
- 12 Denver (9) vs. San Francisco (3), XXIV
- S.D. Chargers (8) vs. San Francisco (4), XXIX
- 11 L.A. Rams (6) vs. Pittsburgh (5), XIV
- Miami (7) vs. San Francisco (4), XIX
- New England (7) vs. Chi. Bears (4), XX
- Green Bay (6) vs. Denver (5), XXXII

#### Fewest Kickoff Returns, Both Teams, Game

- 1 Cincinnati (0) vs. L.A. Rams (1), LVI
- 2 L.A. Rams (1) vs. New England (1), LIII
- 3 Seattle (0) vs. New England (3), XLIX

### YARDS GAINED

#### Most Yards Gained, Game

- 244 S.D. Chargers vs. San Francisco, XXIX
- 227 Atlanta vs. Denver, XXXIII
- 222 Miami vs. Washington, XVII

#### Fewest Yards Gained, Game

- 0 Seattle vs. New England, XLIX
- Cincinnati vs. L.A. Rams, LVI
- 16 Washington vs. Buffalo, XXVI
- 17 L.A. Raiders vs. Washington, XVIII
- L.A. Rams vs. Cincinnati, LVI

#### Most Yards Gained, Both Teams, Game

- 312 Bal. Ravens (206) vs. San Francisco (106), XLVII
- 292 S.D. Chargers (244) vs. San Francisco (48), XXIX
- 289 Green Bay (154) vs. New England (135), XXXI

#### Fewest Yards Gained, Both Teams, Game

- 17 Cincinnati (0) vs. L.A. Rams (17), LVI
- 49 Seattle (0) vs. New England (49), XLIX
- 62 New England (20) vs. Atlanta (42), LI (OT)

### AVERAGE GAIN

#### Highest Average, Game (3 returns)

- 44.0 Cincinnati vs. San Francisco, XXIII (3-132)
- 41.2 Bal. Ravens vs. San Francisco, XLVII (5-206)
- 38.5 Green Bay vs. New England, XXXI (4-154)



## SUPER BOWL RECORDS

### TOUCHDOWNS

#### Most Touchdowns, Game

- 1 Miami vs. Washington, XVII
- Cincinnati vs. San Francisco, XXIII
- S.D. Chargers vs. San Francisco, XXIX
- Green Bay vs. New England, XXXI
- Atlanta vs. Denver, XXXIII
- Bal. Ravens vs. N.Y. Giants, XXXV
- N.Y. Giants vs. Bal. Ravens, XXXV
- Chi. Bears vs. Indianapolis, XLI
- Bal. Ravens vs. San Francisco, XLVII
- Seattle vs. Denver, XLVIII

#### Most Touchdowns, Both Teams, Game

- 2 Bal. Ravens (1) vs. N.Y. Giants (1), XXXV

### PENALTIES

#### Most Penalties, Game

- 12 Dal. Cowboys vs. Denver, XII
- Carolina vs. New England, XXXVIII
- Carolina vs. Denver, 50
- 11 Arizona vs. Pittsburgh, XLIII
- Kansas City vs. Tampa Bay, LV
- 10 Dal. Cowboys vs. Bal. Colts, V
- Seattle vs. Denver, XLVIII

#### Fewest Penalties, Game

- 0 Miami vs. Dal. Cowboys, VI
- Pittsburgh vs. Dal. Cowboys, X
- Denver vs. San Francisco, XXIV
- Atlanta vs. Denver, XXXIII
- 1 Green Bay vs. Oak. Raiders, II
- Miami vs. Minnesota, VIII: vs. San Francisco, XIX
- Buffalo vs. Dal. Cowboys, XXXVIII
- New England vs. Philadelphia, LII
- 2 By eight teams

#### Most Penalties, Both Teams, Game

- 20 Dal. Cowboys (12) vs. Denver (8), XII
- Carolina (12) vs. New England (8), XXXVIII
- 18 Arizona (11) vs. Pittsburgh (7), XLIII
- Carolina (12) vs. Denver (6), 50
- 16 Cincinnati (8) vs. San Francisco (8), XVI
- Green Bay (9) vs. Denver (7), XXXII

#### Fewest Penalties, Both Teams, Game

- 2 Pittsburgh (0) vs. Dal. Cowboys (2), X
- 3 Miami (0) vs. Dal. Cowboys (3), VI
- Miami (1) vs. San Francisco (2), XIX
- 4 Denver (0) vs. San Francisco (4), XXIV
- Atlanta (0) vs. Denver (4), XXXIII

### YARDS PENALIZED

#### Most Yards Penalized, Game

- 133 Dal. Cowboys vs. Bal. Colts, V
- 122 Pittsburgh vs. Minnesota, IX
- 120 Kansas City vs. Tampa Bay, LV

#### Fewest Yards Penalized, Game

- 0 Miami vs. Dal. Cowboys, VI
- Pittsburgh vs. Dal. Cowboys, X
- Denver vs. San Francisco, XXIV
- Atlanta vs. Denver, XXXIII
- 4 Miami vs. Minnesota, VIII
- 5 New England vs. Philadelphia, LII

#### Most Yards Penalized, Both Teams, Game

- 164 Dal. Cowboys (133) vs. Bal. Colts (31), V
- 162 Arizona (106) vs. Pittsburgh (56), XLIII
- 159 Kansas City (120) vs. Tampa Bay (39), LV

#### Fewest Yards Penalized, Both Teams, Game

- 15 Miami (0) vs. Dal. Cowboys (15), VI
- 20 Pittsburgh (0) vs. Dal. Cowboys (20), X
- Miami (10) vs. San Francisco (10), XIX
- 38 Denver (0) vs. San Francisco (38), XXIV

### FUMBLES

#### Most Fumbles, Game

- 8 Buffalo vs. Dal. Cowboys, XXVII
- 6 Dal. Cowboys vs. Denver, XII
- Buffalo vs. Washington, XXVI
- 5 Bal. Colts vs. Dal. Cowboys, V

#### Fewest Fumbles, Game

- 0 By 29 teams

#### Most Fumbles, Both Teams, Game

- 12 Buffalo (8) vs. Dal. Cowboys (4), XXVII
- 10 Dal. Cowboys (6) vs. Denver (4), XII
- 8 Dal. Cowboys (4) vs. Pittsburgh (4), X

#### Fewest Fumbles, Both Teams, Game

- 0 L.A. Rams vs. Pittsburgh, XIV
- Green Bay vs. New England, XXXI
- Pittsburgh vs. Seattle, XL
- Indianapolis vs. New Orleans, XLIV
- Seattle vs. New England, XLIX
- Cincinnati vs. L.A. Rams, LVI
- 1 Oak. Raiders (0) vs. Minnesota (1), XI
- Oak. Raiders (0) vs. Philadelphia (1), XXV
- Denver (0) vs. Washington (1), XXII
- N.Y. Giants (0) vs. Buffalo (1), XXV
- Denver (0) vs. Atlanta (1), XXXIII
- Philadelphia (0) vs. New England (1), LII
- 2 In 14 games

#### Most Fumbles Lost, Game

- 5 Buffalo vs. Dal. Cowboys, XXVII
- 4 Bal. Colts vs. Dal. Cowboys, V
- Denver vs. Dal. Cowboys, XII
- New England vs. Chi. Bears, XX
- 3 Chi. Bears vs. Indianapolis, XLI
- Carolina vs. Denver, 50

#### Most Fumbles Lost, Both Teams, Game

- 7 Buffalo (5) vs. Dal. Cowboys (2), XXVII
- 6 Denver (4) vs. Dal. Cowboys (2), XII
- New England (4) vs. Chi. Bears (2), XX
- 5 Bal. Colts (4) vs. Dal. Cowboys (1), V
- Chi. Bears (3) vs. Indianapolis (2), XLI

#### Fewest Fumbles Lost, Both Teams, Game

- 0 Green Bay vs. Kansas City, I
- Dal. Cowboys vs. Pittsburgh, X
- Los Angeles vs. Pittsburgh, XIV
- Denver vs. N.Y. Giants, XXI: vs. Washington, XXII
- Buffalo vs. N.Y. Giants, XXV
- S.D. Chargers vs. San Francisco, XXIX
- Dal. Cowboys vs. Pittsburgh, XXX
- Green Bay vs. New England, XXXI
- St.L. Rams vs. Tennessee, XXXIV
- Oak. Raiders vs. Tampa Bay, XXXVII
- Pittsburgh vs. Seattle, XL
- Indianapolis vs. New Orleans, XLIV
- New England vs. N.Y. Giants, XLVI
- Seattle vs. New England, XLIX
- L.A. Rams vs. New England, LIII
- Kansas City vs. San Francisco, LIV
- Tampa Bay vs. Kansas City, LV
- Cincinnati vs. L.A. Rams, LVI

#### Most Fumbles Recovered, Game

- 8 Dal. Cowboys vs. Denver, XII (4 own, 4 opp)
- 6 Dal. Cowboys vs. Buffalo, XXVII (1 own, 5 opp)
- 5 Chi. Bears vs. New England, XX (1 own, 4 opp)
- Denver vs. Carolina, 50 (2 own, 3 opp)

## SUPER BOWL RECORDS

**TURNOVERS**

(Number of times losing the ball on interceptions and fumbles.)

**Most Turnovers, Game**

- 9 Buffalo vs. Dal. Cowboys, XXVII
- 8 Denver vs. Dal. Cowboys, XII
- 7 Bal. Colts vs. Dal. Cowboys, V

**Fewest Turnovers, Game**

- 0 Green Bay vs. Oak. Raiders, II
- Miami vs. Minnesota, VIII
- Pittsburgh vs. Dal. Cowboys, X
- Oak. Raiders vs. Minnesota, XI; vs. Philadelphia, XV
- N.Y. Giants vs. Denver, XXI; vs. Buffalo, XXV
- San Francisco vs. Denver, XXIV; vs. S.D. Chargers, XXIX
- Buffalo vs. N.Y. Giants, XXV
- Dal. Cowboys vs. Pittsburgh, XXX
- Green Bay vs. New England, XXXI
- St.L. Rams vs. Tennessee, XXXIV
- Tennessee vs. St.L. Rams, XXXIV
- Bal. Ravens vs. N.Y. Giants, XXXV
- New England vs. St.L. Rams, XXXVI
- New Orleans vs. Indianapolis, XLIV
- Green Bay vs. Pittsburgh, XLV
- N.Y. Giants vs. New England, XLVI
- Seattle vs. Denver, XLVIII
- Tampa Bay vs. Kansas City, LV
- Cincinnati vs. L.A. Rams, LVI
- 1 By many teams

**Most Turnovers, Both Teams, Game**

- 11 Bal. Colts (7) vs. Dal. Cowboys (4), V
- Buffalo (9) vs. Dal. Cowboys (2), XXVII
- 10 Denver (8) vs. Dal. Cowboys (2), XII
- 8 New England (6) vs. Chi. Bears (2), XX
- Chi. Bears (5) vs. Indianapolis (3), XLI

**Fewest Turnovers, Both Teams, Game**

- 0 Buffalo vs. N.Y. Giants, XXV
- St.L. Rams vs. Tennessee, XXXIV
- 1 N.Y. Giants (0) vs. Denver (1), XXI
- New Orleans (0) vs. Indianapolis (1), XLIV
- N.Y. Giants (0) vs. New England (1), XLVI
- 2 Green Bay (1) vs. Kansas City (1), I
- Miami (0) vs. Minnesota (2), VIII
- Cincinnati (1) vs. San Francisco (1), XXIII
- Carolina (1) vs. New England (1), XXXVIII
- New England (1) vs. N.Y. Giants (1), XLII
- New England (1) vs. Philadelphia (1), LII
- L.A. Rams (1) vs. New England (1), LIII
- Tampa Bay (0) vs. Kansas City (2), LV
- Cincinnati (0) vs. L.A. Rams (2), LVI

## POSTSEASON RECORDS

Compiled by Elias Sports Bureau

Throughout this all-time postseason record section, the following abbreviations are used to indicate various levels of postseason games:

- SB Super Bowl (1966 to date)
- AFC AFC Championship Game (1970 to date) or AFL Championship Game (1960-69)
- NFC NFC Championship Game (1970 to date) or NFL Championship Game (1933-69)
- AFC-D AFC Divisional Playoff Game (1970 to date), AFC Second-Round Playoff Game (1982), AFL Inter-Divisional Playoff Game (1969), or special playoff game to break tie for AFL Division Championship (1963, 1968)
- NFC-D NFC Divisional Playoff Game (1970 to date), NFC Second-Round Playoff Game (1982), NFL Conference Championship Game (1967-69), or special playoff game to break tie for NFL Division or Conference Championship (1941, 1943, 1947, 1950, 1952, 1957, 1958, 1965)
- AFC-FR AFC First-Round Playoff Game (1978 to date)
- NFC-FR NFC First-Round Playoff Game (1978 to date)

*Year indicates season in which game took place and does not necessarily reflect calendar year.*

### POSTSEASON GAME COMPOSITE STANDINGS

	W	L	PCT.	PTS.	OP
New England Patriots*	37	22	.627	1,433	1,249
San Francisco 49ers	34	22	.607	1,401	1,155
Baltimore Ravens	16	11	.593	569	459
Green Bay Packers	36	25	.590	1,523	1,311
Pittsburgh Steelers	36	27	.571	1,499	1,391
Las Vegas Raiders**	25	20	.556	1,061	850
Denver Broncos	23	19	.548	906	1,044
Dallas Cowboys	35	29	.547	1,494	1,253
Washington Commanders***	23	20	.535	874	797
Carolina Panthers	9	8	.529	389	367
Tampa Bay Buccaneers	11	10	.524	411	402
Jacksonville Jaguars	7	7	.500	337	357
Los Angeles Rams††	26	27	.491	997	1,155
New York Giants	24	25	.490	878	927
Philadelphia Eagles	23	24	.489	929	879
Miami Dolphins	20	21	.488	801	905
Seattle Seahawks	17	18	.486	807	762
New York Jets	12	13	.480	510	508
Indianapolis Colts****	23	25	.479	976	1,030
Buffalo Bills	17	19	.472	854	814
Chicago Bears	17	20	.459	775	763
Kansas City Chiefs#	17	21	.447	834	868
New Orleans Saints	10	13	.435	564	619
Tennessee Titans†††	17	23	.425	716	917
Atlanta Falcons	10	14	.417	543	592
Minnesota Vikings	21	30	.412	991	1,160
Arizona Cardinals†	7	10	.412	373	491
Houston Texans	4	6	.400	194	253
Los Angeles Chargers††††	12	18	.400	583	684
Cleveland Browns	12	21	.364	694	787
Detroit Lions	7	13	.350	419	499
Cincinnati Bengals	8	15	.348	428	515

\* Two games played when franchise was in Boston (won 26-8, lost 51-10).  
 \*\* 12 games played when franchise was in Los Angeles (won 6, lost 6, 268 points scored, 224 points allowed), 32 games played when franchise was in Oakland (won 19, lost 13, 774 points scored, 600 points allowed).  
 \*\*\* One game played when franchise was in Boston (lost 21-6).  
 \*\*\*\* 15 games played when franchise was in Baltimore (won 8, lost 7, 264 points scored, 262 points allowed).  
 † Two games played when franchise was in Chicago (won 28-21, lost 7-0), three games played when franchise was in St. Louis (lost 30-14, lost 35-23, lost 41-16).  
 †† One game played when franchise was in Cleveland (won 15-14), 10 games played when franchise was in St. Louis (won 6, lost 4, 269 points scored, 247 points allowed).  
 ††† 22 games played when franchise was in Houston and known as the Oilers (won 9, lost 13, 371 points scored, 533 points allowed).  
 †††† 27 games played when franchise was in San Diego (won 11, lost 16, 516 points allowed, 602 points allowed).  
 # One game played when franchise was Dallas Texans (won 20-17).

## INDIVIDUAL RECORDS

### SERVICE

#### Most Games, Career

- 47 Tom Brady, New England-Tampa Bay (SB 10, AFC 13, AFC-D 15, AFC-FR 4, NFC 1, NFC-D 2, NFC-FR 2)
- 32 Adam Vinatieri, New England-Indianapolis (SB 5, AFC 6, AFC-D 11, AFC-FR 10)
- 29 Jerry Rice, San Francisco-Oak. Raiders-Seattle (SB 4, NFC 6, AFC 1, NFC-D 11, AFC-D 2, NFC-FR 4, AFC-FR 1)
- Stephen Gostkowski, New England-Tennessee (SB 6, AFC 10, AFC-D 10, AFC-FR 3)

#### Most Games, Head Coach

- 44 Bill Belichick, Cle. Browns-New England
- 36 Tom Landry, Dal. Cowboys
- Don Shula, Bal. Colts-Miami
- 35 Andy Reid, Philadelphia-Kansas City

#### Most Championships Won, Head Coach

- 6 George Halas, Chi. Bears
- Curly Lambeau, Green Bay
- Bill Belichick, New England
- 5 Vince Lombardi, Green Bay
- 4 Guy Chamberlin, Canton Bulldogs-Cle. Bulldogs-Frankford Yellow Jackets
- Chuck Noll, Pittsburgh

#### Most Games Won, Head Coach

- 31 Bill Belichick, Cle. Browns-New England
- 20 Tom Landry, Dal. Cowboys
- 19 Don Shula, Bal. Colts-Miami
- Andy Reid, Philadelphia-Kansas City

#### Most Games Lost, Head Coach

- 17 Don Shula, Bal. Colts-Miami
- 16 Tom Landry, Dal. Cowboys
- Andy Reid, Philadelphia-Kansas City
- 13 Bill Belichick, Cle. Browns-New England
- Marty Schottenheimer, Cle. Browns-Kansas City-S.D. Chargers

## SCORING

### POINTS

#### Most Points, Career

- 238 Adam Vinatieri, New England-Indianapolis, 32 games (70-pat, 56-fg)
- 212 Stephen Gostkowski, New England-Tennessee, 29 games (89-pat, 41-fg)
- 175 David Akers, Philadelphia-San Francisco, 24 games (58-pat, 39-fg)

#### Most Points, Game

- 30 Ricky Watters, NFC-D: San Francisco vs. N.Y. Giants, 1993 (5-td)
- 24 LeGarrette Blount, AFC-D: New England vs. Indianapolis, 2013 (4-td)
- Raheem Mostert, NFC: San Francisco vs. Green Bay, 2019 (4-td)
- Gabriel Davis, AFC-D: Buffalo vs. Kansas City, 2021 (ot) (4-td)
- 20 James White, SB: New England vs. Atlanta, 2016 (ot) (3-td, 1-2pt)

#### Most Consecutive Games Scoring

- 32 Adam Vinatieri, New England-Indianapolis, 1996-98, 2001, 2003-08, 2010, 2012-14, 2018
- 29 Stephen Gostkowski, New England-Tennessee, 2006-07, 2009, 2011-20
- 24 David Akers, Philadelphia-San Francisco, 2000-06, 2008-12

## TOUCHDOWNS

### Most Touchdowns, Career

- 22 Jerry Rice, San Francisco-Oak. Raiders-Seattle, 29 games (22-p)
- 21 Thurman Thomas, Buffalo, 21 games (16-r, 5-p)
- Emmitt Smith, Dal. Cowboys, 17 games (19-r, 2-p)
- 17 Franco Harris, Pittsburgh, 19 games (16-r, 1-p)

## POSTSEASON RECORDS

### Most Touchdowns, Game

- 5 Ricky Watters, NFC-D: San Francisco vs. N.Y. Giants, 1993 (5-r)
- 4 LeGarrette Blount, AFC-D: New England vs. Indianapolis, 2013 (4-r)
- Raheem Mostert, NFC: San Francisco vs. Green Bay, 2019 (4-r)
- Gabriel Davis, AFC-D: Buffalo vs. Kansas City, 2021 (ot)
- 3 By many players. Most recent:  
Travis Kelce, AFC-D: Kansas City vs. Hou. Texans, 2019 (3-p)
- Damien Williams, AFC-D: Kansas City vs. Hou. Texans, 2019 (2-r, 1-p)

### Most Consecutive Games Scoring Touchdowns

- 9 Thurman Thomas, Buffalo, 1992-98
- 8 John Stallworth, Pittsburgh, 1978-83
- Emmitt Smith, Dal. Cowboys, 1993-96
- 7 John Riggins, Washington, 1982-84
- Marcus Allen, L.A. Raiders, 1982-85
- Terrell Davis, Denver, 1996-98
- David Givens, New England, 2003-05
- Leonard Fournette, Jacksonville-Tampa Bay, 2017, 2020-21 (current)

### POINTS AFTER TOUCHDOWN

#### Most (One-Point) Points After Touchdown, Career

- 89 Stephen Gostkowski, New England-Tennessee, 29 games (93 att)
- 70 Adam Vinatieri, New England-Indianapolis, 32 games (71 att)
- Mason Crosby, Green Bay, 23 games (70 att)
- 58 David Akers, Philadelphia-San Francisco, 24 games (59 att)

#### Most (One-Point) Points After Touchdown, Game

- 8 Lou Groza, NFC: Cle. Browns vs. Detroit, 1954 (8 att)
- Jim Martin, NFC: Detroit vs. Cle. Browns, 1957 (8 att)
- George Blanda, AFC-D: Oak. Raiders vs. Hou. Oilers, 1969 (8 att)
- Mike Hollis, AFC-D: Jacksonville vs. Miami, 1999 (8 att)
- 7 Danny Villanueva, NFC-D: Dal. Cowboys vs. Cle. Browns, 1967 (7 att)
- Raul Allegre, NFC-D: N.Y. Giants vs. San Francisco, 1986 (7 att)
- Mike Cofer, SB: San Francisco vs. Denver, 1989 (8 att)
- Lin Elliott, SB: Dal. Cowboys vs. Buffalo, 1992 (7 att)
- Doug Brien, SB: San Francisco vs. S.D. Chargers, 1994 (7 att)
- Gary Anderson, NFC-FR: Philadelphia vs. Detroit, 1995 (7 att)
- Jeff Wilkins, NFC-D: St.L. Rams vs. Minnesota, 1999 (7 att)
- Mike Vanderjagt, AFC-FR: Indianapolis vs. Denver, 2004 (7 att)
- 6 By many players. Most recent:  
Harrison Butker, AFC-FR: Kansas City vs. Pittsburgh, 2021 (6 att)

#### Most (Kicking) Points After Touchdown, No Misses, Career

- 70 Mason Crosby, Green Bay, 23 games
- 57 Gary Anderson, Pittsburgh-Philadelphia-San Francisco-Minnesota-Tennessee, 22 games
- 49 George Blanda, Chi. Bears-Hou. Oilers-Oak. Raiders, 19 games

#### Most Two-Point Conversions, Career

- 2 Terrell Owens, San Francisco-Philadelphia-Dal. Cowboys, 12 games
- Kevin Faulk, New England, 19 games

#### Most Two-Point Conversions, Game

- 2 Terrell Owens, NFC-FR: San Francisco vs. N.Y. Giants, 2002

### FIELD GOALS

#### Most Field Goals Attempted, Career

- 69 Adam Vinatieri, New England-Indianapolis, 32 games
- 47 David Akers, Philadelphia-San Francisco, 24 games
- 46 Stephen Gostkowski, New England-Tennessee, 29 games

#### Most Field Goals Attempted, Game

- 6 George Blanda, AFC: Oak. Raiders vs. Hou. Oilers, 1967
- David Ray, NFC-D: L.A. Rams vs. Dal. Cowboys, 1973
- Mark Moseley, AFC-D: Cle. Browns vs. N.Y. Jets, 1986 (ot)
- Matt Bahr, NFC: N.Y. Giants vs. San Francisco, 1990
- Steve Christie, AFC: Buffalo vs. Miami, 1992
- Jeff Wilkins, NFC-D: St.L. Rams vs. Carolina, 2003 (2 ot)
- Chris Boswell, AFC-D: Pittsburgh vs. Kansas City, 2016
- Mike Badgley, AFC-FR: L.A. Chargers vs. Bal. Ravens, 2018
- 5 By many players

### Most Field Goals, Career

- 56 Adam Vinatieri, New England-Indianapolis, 32 games
- 41 Stephen Gostkowski, New England-Tennessee, 29 games
- 39 David Akers, Philadelphia-San Francisco, 24 games

### Most Field Goals, Game

- 6 Chris Boswell, AFC-D: Pittsburgh vs. Kansas City, 2016
- 5 Chuck Nelson, NFC-D: Minnesota vs. San Francisco, 1987
- Matt Bahr, NFC: N.Y. Giants vs. San Francisco, 1990
- Steve Christie, AFC: Buffalo vs. Miami, 1992
- Brad Daluiso, NFC-FR: N.Y. Giants vs. Minnesota, 1997
- John Kasay, NFC-FR: Carolina vs. Dal. Cowboys, 2003
- Jeff Wilkins, NFC-D: St.L. Rams vs. Carolina, 2003 (2 ot)
- Adam Vinatieri, AFC: New England vs. Indianapolis, 2003
- Adam Vinatieri, AFC-D: Indianapolis vs. Bal. Ravens, 2006
- Mason Crosby, NFC: Green Bay vs. Seattle, 2014 (ot)
- Brandon McManus, AFC-D: Denver vs. Pittsburgh, 2015
- Mike Badgley, AFC-FR: L.A. Chargers vs. Bal. Ravens, 2018
- 4 By many players

### Most Consecutive Games Scoring Field Goals

- 13 Toni Fritsch, Dal. Cowboys-Hou. Oilers, 1972-79
- Adam Vinatieri, New England-Indianapolis, 2005-08, 2010, 2012-14
- 12 Adam Vinatieri, New England, 1997-2004
- 11 Jason Elam, Denver-Atlanta, 1997-2000, 2003-05, 2008
- Mason Crosby, Green Bay, 2010-16

### Most Consecutive Field Goals

- 23 Mason Crosby, Green Bay, 2010-16
- 22 Stephen Gostkowski, New England, 2011-16
- 21 Robbie Gould, Chi. Bears-N.Y. Giants-San Francisco, 2005-06, 2010, 2016, 2019, 2021 (current)

### Longest Field Goal

- 58 Pete Stoyanovich, AFC-FR: Miami vs. Kansas City, 1990
- Graham Gano, NFC-FR: Carolina vs. New Orleans, 2017
- 57 Mike Nugent, AFC-FR: Cincinnati vs. Indianapolis, 2014
- Wil Lutz, NFC-FR: New Orleans vs. Carolina, 2017
- Greg Zuerlein, NFC: L.A. Rams vs. New Orleans, 2018
- 56 Mason Crosby, NFC-D: Green Bay vs. Dal. Cowboys, 2016

### Highest Field Goal Percentage, Career (10 field goals)

- 100.0 Chris Boswell, Pittsburgh, 7 games (16-16)
- Brandon McManus, Denver, 4 games (10-10)
- Jake Elliott, Philadelphia, 6 games (11-11)
- Robbie Gould, Chi. Bears-N.Y. Giants-San Francisco, 10 games (15-15)
- Evan McPherson, Cincinnati, 4 games (14-14)
- 96.0 Stephen Hauschka, Bal. Ravens-Seattle-Buffalo, 16 games (24-25)
- 94.1 Ryan Succop, Kansas City-Tennessee-Tampa Bay, 10 games (16-17)

### SAFETIES

#### Most Safeties, Game

- 1 Bill Willis, NFC-D: Cle. Browns vs. N.Y. Giants, 1950
- Carl Eller, NFC-D: Minnesota vs. L.A. Rams, 1969
- George Andrie, NFC-D: Dal. Cowboys vs. Detroit, 1970
- Alan Page, NFC-D: Minnesota vs. Dal. Cowboys, 1971
- Dwight White, SB: Pittsburgh vs. Minnesota, 1974
- Reggie Harrison, SB: Pittsburgh vs. Dal. Cowboys, 1975
- Jim Jensen, NFC-D: Dal. Cowboys vs. L.A. Rams, 1976
- Ted Washington, AFC: Hou. Oilers vs. Pittsburgh, 1978
- Randy White, NFC-D: Dal. Cowboys vs. L.A. Rams, 1979
- Henry Waechter, SB: Chi. Bears vs. New England, 1985
- Rulon Jones, AFC-FR: Denver vs. N.Y. Giants, 1986
- George Martin, SB: N.Y. Giants vs. Denver, 1986
- D.D. Hoggard, AFC: Cle. Browns vs. Denver, 1987
- Bruce Smith, SB: Buffalo vs. N.Y. Giants, 1990
- Reggie White, NFC-FR: Philadelphia vs. New Orleans, 1992
- Willie Clay, NFC-FR: Detroit vs. Green Bay, 1994
- Carnell Lake, AFC-D: Pittsburgh vs. Cle. Browns, 1994
- Reuben Davis, AFC-D: S.D. Chargers vs. Miami, 1994
- Jevon Kearse, AFC-FR: Tennessee vs. Buffalo, 1999

## POSTSEASON RECORDS

Brady Smith, NFC-D: Atlanta vs. St.L. Rams, 2004  
 Antonio Smith, NFC-FR: Arizona vs. Atlanta, 2008  
 Mike DeVito, AFC: N.Y. Jets vs. Pittsburgh, 2010  
 Chris Culliver, SB: San Francisco vs. Bal. Ravens, 2012  
 Cliff Avril, SB: Seattle vs. Denver, 2013  
 Shamarko Thomas, AFC-FR: Pittsburgh vs. Bal. Ravens, 2014  
 Justin Bethel, NFC-FR: Arizona vs. Carolina, 2014  
 Preston Smith, NFC-FR: Washington vs. Green Bay, 2015  
 Ben Garland, NFC-D: Atlanta vs. Seattle, 2016

## RUSHING

## ATTEMPTS

## Most Attempts, Career

400 Franco Harris, Pittsburgh, 19 games  
 349 Emmitt Smith, Dal. Cowboys, 17 games  
 339 Thurman Thomas, Buffalo, 21 games

## Most Attempts, Game

40 Lamar Smith, AFC-FR: Miami vs. Indianapolis, 2000 (ot)  
 38 Ricky Bell, NFC-D: Tampa Bay vs. Philadelphia, 1979  
 John Riggins, SB: Washington vs. Miami, 1982  
 37 Lawrence McCutcheon, NFC-D: L.A. Rams vs. St.L. Rams, 1975  
 John Riggins, NFC-D: Washington vs. Minnesota, 1982

## YARDS GAINED

## Most Yards Gained, Career

1,586 Emmitt Smith, Dal. Cowboys, 17 games  
 1,556 Franco Harris, Pittsburgh, 19 games  
 1,442 Thurman Thomas, Buffalo, 21 games

## Most Yards Gained, Game

248 Eric Dickerson, NFC-D: L.A. Rams vs. Dal. Cowboys, 1985  
 220 Raheem Mostert, NFC: San Francisco vs. Green Bay, 2019  
 209 Lamar Smith, AFC-FR: Miami vs. Indianapolis, 2000 (ot)

## Most Games, 100 or More Yards Rushing, Career

7 Emmitt Smith, Dal. Cowboys, 17 games  
 Terrell Davis, Denver, 8 games  
 6 John Riggins, Washington, 9 games  
 Thurman Thomas, Buffalo, 21 games  
 Marshawn Lynch, Seattle, 13 games  
 5 Franco Harris, Pittsburgh, 19 games  
 Marcus Allen, L.A. Raiders-Kansas City, 16 games

## Most Consecutive Games, 100 or More Yards Rushing

7 Terrell Davis, Denver, 1997-98  
 6 John Riggins, Washington, 1982-83  
 4 Thurman Thomas, Buffalo, 1990-91

## Longest Run From Scrimmage

90 Fred Taylor, AFC-D: Jacksonville vs. Miami, 1999 (TD)  
 83 Ray Rice, AFC-FR: Bal. Ravens vs. New England, 2009 (TD)  
 80 Roger Craig, NFC-D: San Francisco vs. Minnesota, 1988 (TD)  
 Charlie Garner, AFC-FR: Oak. Raiders vs. N.Y. Jets, 2001 (TD)

## AVERAGE GAIN

## Highest Average Gain, Career (100 attempts)

5.59 Terrell Davis, Denver, 8 games (204-1,140)  
 5.04 Marcus Allen, L.A. Raiders-Kansas City, 16 games (267-1,347)  
 4.90 Arian Foster, Hou. Texans, 4 games (105-515)

## Highest Average Gain, Game (10 attempts)

15.90 Elmer Angsman, NFC: Chi. Cardinals vs. Philadelphia, 1947 (10-159)  
 15.85 Keith Lincoln, AFC: S.D. Chargers vs. Bos. Patriots, 1963 (13-206)  
 11.82 Colin Kaepernick, NFC: San Francisco vs. Seattle, 2013 (11-130)

## TOUCHDOWNS

## Most Touchdowns, Career

19 Emmitt Smith, Dal. Cowboys, 17 games  
 16 Franco Harris, Pittsburgh, 19 games  
 Thurman Thomas, Buffalo, 21 games  
 12 John Riggins, Washington, 9 games  
 Terrell Davis, Denver, 8 games  
 Marshawn Lynch, Seattle, 13 games

## Most Touchdowns, Game

5 Ricky Watters, NFC-D: San Francisco vs. N.Y. Giants, 1993  
 4 LeGarrette Blount, AFC-D: New England vs. Indianapolis, 2013  
 Raheem Mostert, NFC: San Francisco vs. Green Bay, 2019  
 3 Andy Farkas, NFC-D: Washington vs. N.Y. Giants, 1943  
 Otto Graham, NFC: Cle. Browns vs. Detroit, 1954  
 Tom Matte, NFC: Bal. Colts vs. Cle. Browns, 1968  
 Larry Schreiber, NFC-D: San Francisco vs. Dal. Cowboys, 1972  
 Larry Csonka, AFC: Miami vs. Oak. Raiders, 1973  
 Franco Harris, AFC-D: Pittsburgh vs. Buffalo, 1974  
 John Riggins, NFC-D: Washington vs. L.A. Rams, 1983  
 Kenneth Davis, AFC: Buffalo vs. L.A. Raiders, 1990  
 Napoleon McCallum, AFC-FR: L.A. Raiders vs. Denver, 1993  
 Thurman Thomas, AFC: Buffalo vs. Kansas City, 1993  
 William Floyd, NFC-D: San Francisco vs. Chi. Bears, 1994  
 Emmitt Smith, NFC: Dal. Cowboys vs. Green Bay, 1995  
 Curtis Martin, AFC-D: New England vs. Pittsburgh, 1996  
 Terrell Davis, SB: Denver vs. Green Bay, 1997  
 Mario Bates, NFC-D: Arizona vs. Minnesota, 1998  
 Shaun Alexander, NFC-FR: Seattle vs. Green Bay, 2003 (ot)  
 Ryan Grant, NFC-D: Green Bay vs. Seattle, 2007  
 Adrian Peterson, NFC: Minnesota vs. New Orleans, 2009 (ot)  
 LeGarrette Blount, AFC: New England vs. Indianapolis, 2014  
 Leonard Fournette, AFC-D: Jacksonville vs. Pittsburgh, 2017  
 Sony Michel, AFC-D: New England vs. L.A. Chargers, 2018

## Most Consecutive Games Rushing for Touchdowns

8 Emmitt Smith, Dal. Cowboys, 1993-96  
 Thurman Thomas, Buffalo, 1992-98  
 7 John Riggins, Washington, 1982-84  
 Terrell Davis, Denver, 1996-98  
 5 Franco Harris, Pittsburgh, 1974-75  
 Franco Harris, Pittsburgh, 1977-79  
 Curtis Martin, New England-N.Y. Jets, 1996-98  
 Jerome Bettis, Pittsburgh, 2004-05  
 Marshawn Lynch, Seattle, 2012-13  
 Damien Williams, Kansas City, 2018-19 (current)

## PASSING

## PASSER RATING

## Highest Passer Rating, Career (150 attempts)

106.6 Josh Allen, Buffalo, 6 games  
 105.7 Patrick Mahomes, Kansas City, 11 games  
 104.8 Bart Starr, Green Bay, 10 games

## ATTEMPTS

## Most Passes Attempted, Career

1,855 Tom Brady, New England-Tampa Bay, 47 games  
 1,027 Peyton Manning, Indianapolis-Denver, 27 games  
 791 Brett Favre, Green Bay-Minnesota, 24 games

## Most Passes Attempted, Game

68 Ben Roethlisberger, AFC-FR: Pittsburgh vs. Cle. Browns, 2020  
 65 Steve Young, NFC-D: San Francisco vs. Green Bay, 1995  
 64 Bernie Kosar, AFC-D: Cle. Browns vs. N.Y. Jets, 1986 (ot)  
 Dan Marino, AFC-FR: Miami vs. Buffalo, 1995

## COMPLETIONS

## Most Passes Completed, Career

1,165 Tom Brady, New England-Tampa Bay, 47 games  
 649 Peyton Manning, Indianapolis-Denver, 27 games  
 501 Aaron Rodgers, Green Bay, 22 games

## Most Passes Completed, Game

47 Ben Roethlisberger, AFC-FR: Pittsburgh vs. Cle. Browns, 2020  
 43 Tom Brady, SB: New England vs. Atlanta, 2016 (ot)  
 40 Drew Brees, NFC-D: New Orleans vs. San Francisco, 2011

## POSTSEASON RECORDS

### COMPLETION PERCENTAGE

#### Highest Completion Percentage, Career (150 attempts)

- 68.10 Nick Foles, Philadelphia, 6 games (210-143)
- 67.52 Matt Ryan, Atlanta, 10 games (351-237)
- 66.93 Matthew Stafford, Detroit-L.A. Rams, 7 games (172-257)

#### Highest Completion Percentage, Game (15 completions)

- 92.9 Tom Brady, AFC-D: New England vs. Jacksonville, 2007 (28-26)
- 88.0 Phil Simms, SB: N.Y. Giants vs. Denver, 1986 (25-22)
- 87.9 Kurt Warner, NFC-FR: Arizona vs. Green Bay, 2009 (ot) (33-29)

### YARDS GAINED

#### Most Yards Gained, Career

- 13,049 Tom Brady, New England-Tampa Bay, 47 games
- 7,339 Peyton Manning, Indianapolis-Denver, 27 games
- 5,972 Ben Roethlisberger, Pittsburgh, 23 games

#### Most Yards Gained, Game

- 505 Tom Brady, SB: New England vs. Philadelphia, 2017
- 501 Ben Roethlisberger, AFC-FR: Pittsburgh vs. Cle. Browns, 2020
- 489 Bernie Kosar, AFC-D: Cle. Browns vs. N.Y. Jets, 1986 (ot)

#### Most Games, 300 or More Yards Passing, Career

- 18 Tom Brady, New England-Tampa Bay, 47 games
- 9 Peyton Manning, Indianapolis-Denver, 27 games
- 8 Drew Brees, S.D. Chargers-New Orleans, 16 games
- Aaron Rodgers, Green Bay, 22 games

#### Most Consecutive Games, 300 or More Yards Passing

- 4 Dan Fouts, S.D. Chargers, 1979-81
- 3 Jim Kelly, Buffalo, 1989-1990
- Warren Moon, Hou. Oilers, 1991-93
- Drew Brees, New Orleans, 2010-11
- Andrew Luck, Indianapolis, 2013-14
- Tom Brady, New England, 2014-15
- Matt Ryan, Atlanta, 2012, 2016
- Tom Brady, New England, 2016-17
- Tom Brady, New England, 2017-18
- Ben Roethlisberger, Pittsburgh, 2016-17, 2020
- 2 By many players

#### Longest Pass Completion

- 96 Trent Dilfer (to Sharpe), AFC: Bal. Ravens vs. Oak. Raiders, 2000 (TD)
- 94 Troy Aikman (to Harper), NFC-D: Dal. Cowboys vs. Green Bay, 1994 (TD)
- 93 Daryle Lamonica (to Dubenion), AFC-D: Buffalo vs. Bos. Patriots, 1963 (TD)

### AVERAGE GAIN

#### Highest Average Gain, Career (150 attempts)

- 8.55 Kurt Warner, St.L. Rams-Arizona, 13 games (462-3,952)
- 8.48 Colin Kaepernick, San Francisco, 6 games (162-1,374)
- 8.45 Joe Theismann, Washington, 10 games (211-1,782)

#### Highest Average Gain, Game (20 attempts)

- 15.05 Tim Tebow, AFC-FR: Denver vs. Pittsburgh, 2011 (21-316)
- 14.71 Terry Bradshaw, SB: Pittsburgh vs. L.A. Rams, 1979 (21-309)
- 14.50 Peyton Manning, AFC-FR: Indianapolis vs. Denver, 2003 (26-377)

### TOUCHDOWNS

#### Most Touchdown Passes, Career

- 86 Tom Brady, New England-Tampa Bay, 47 games
- 45 Joe Montana, San Francisco-Kansas City, 23 games
- Aaron Rodgers, Green Bay, 22 games
- 44 Brett Favre, Green Bay-Minnesota, 24 games

#### Most Touchdown Passes, Game

- 6 Daryle Lamonica, AFC-D: Oak. Raiders vs. Hou. Oilers, 1969
- Steve Young, SB: San Francisco vs. S.D. Chargers, 1994
- Tom Brady, AFC-D: New England vs. Denver, 2011
- 5 Sid Luckman, NFC: Chi. Bears vs. Washington, 1943
- Daryle Lamonica, AFC-D: Oak. Raiders vs. Kansas City, 1968
- Joe Montana, SB: San Francisco vs. Denver, 1989
- Kurt Warner, NFC-D: St.L. Rams vs. Minnesota, 1999
- Kerry Collins, NFC: N.Y. Giants vs. Minnesota, 2000

- Peyton Manning, AFC-FR: Indianapolis vs. Denver, 2003
- Kurt Warner, NFC-FR: Arizona vs. Green Bay, 2009 (ot)
- Ben Roethlisberger, AFC-D: Pittsburgh vs. Jacksonville, 2017
- Patrick Mahomes, AFC-D: Kansas City vs. Hou. Texans, 2019
- Josh Allen, AFC-FR: Buffalo vs. New England, 2021
- Patrick Mahomes, AFC-FR: Kansas City vs. Pittsburgh, 2021
- 4 By many players:

- Josh Allen, AFC-D: Buffalo vs. Kansas City, 2021 (ot)

#### Most Consecutive Games, Touchdown Passes

- 20 Brett Favre, Green Bay-Minnesota, 1995-2009
- 18 Tom Brady, New England, 2001-11
- Drew Brees, S.D. Chargers-New Orleans, 2004, 2006, 2009-11, 2013, 2017-20
- 16 Aaron Rodgers, Green Bay, 2010-16, 2019-20

### HAD INTERCEPTED

#### Lowest Percentage, Passes Had Intercepted, Career (150 attempts)

- 0.44 Josh Allen, Buffalo, 6 games (228-1)
- 0.79 Alex Smith, San Francisco-Kansas City, 7 games (253-2)
- 1.02 Jared Goff, L.A. Rams, 6 games (197-2)

#### Most Attempts Without Interception, Game

- 60 Drew Brees, NFC-FR: New Orleans vs. Seattle, 2010
- 58 Eli Manning, NFC: N.Y. Giants vs. San Francisco, 2011 (ot)
- 54 Neil O'Donnell, AFC: Pittsburgh vs. S.D. Chargers, 1994

#### Most Passes Had Intercepted, Career

- 39 Tom Brady, New England-Tampa Bay, 47 games
- 30 Brett Favre, Green Bay-Minnesota, 24 games
- 28 Jim Kelly, Buffalo, 17 games
- Ben Roethlisberger, Pittsburgh, 23 games

#### Most Passes Had Intercepted, Game

- 6 Frank Filchock, NFC: N.Y. Giants vs. Chi. Bears, 1946
- Bobby Layne, NFC: Detroit vs. Cle. Browns, 1954
- Norm Van Brocklin, NFC: L.A. Rams vs. Cle. Browns, 1955
- Brett Favre, NFC-D: Green Bay vs. St.L. Rams, 2001
- 5 Frank Filchock, NFC: Washington vs. Chi. Bears, 1940
- George Blanda, AFC: Hou. Oilers vs. S.D. Chargers, 1961
- George Blanda, AFC: Hou. Oilers vs. Dal. Texans, 1962 (ot)
- Y.A. Tittle, NFC: N.Y. Giants vs. Chi. Bears, 1963
- Mike Phipps, AFC-D: Cle. Browns vs. Miami, 1972
- Dan Pastorini, AFC: Hou. Oilers vs. Pittsburgh, 1978
- Dan Fouts, AFC-D: S.D. Chargers vs. Hou. Oilers, 1979
- Tommy Kramer, NFC-D: Minnesota vs. Philadelphia, 1980
- Dan Fouts, AFC-D: S.D. Chargers vs. Miami, 1982
- Richard Todd, AFC: N.Y. Jets vs. Miami, 1982
- Gary Danielson, NFC-D: Detroit vs. San Francisco, 1983
- Jay Schroeder, AFC: L.A. Raiders vs. Buffalo, 1990
- Rich Gannon, SB: Oak. Raiders vs. Tampa Bay, 2002
- Jake Delhomme, NFC-D: Carolina vs. Arizona, 2008
- 4 By many players

### PASS RECEIVING

#### RECEPTIONS

##### Most Receptions, Career

- 151 Jerry Rice, San Francisco-Oak. Raiders-Seattle, 29 games
- 118 Julian Edelman, New England, 19 games
- 106 Travis Kelce, Kansas City, 15 games

##### Most Receptions, Game

- 15 Darren Sproles, NFC-D: New Orleans vs. San Francisco, 2011
- James White, AFC-D: New England vs. L.A. Chargers, 2018
- 14 James White, SB: New England vs. Atlanta, 2016 (ot)
- 13 Kellen Winslow, AFC-D: S.D. Chargers vs. Miami, 1981 (ot)
- Thurman Thomas, AFC-D: Buffalo vs. Cle. Browns, 1989
- Shannon Sharpe, AFC-FR: Denver vs. L.A. Raiders, 1993
- Chad Morton, NFC-D: New Orleans vs. Minnesota, 2000
- T.Y. Hilton, AFC-FR: Indianapolis vs. Kansas City, 2013
- Demaryius Thomas, SB: Denver vs. Seattle, 2013
- JuJu Smith-Schuster, AFC-FR: Pittsburgh vs. Cle. Browns, 2020
- Travis Kelce, AFC: Kansas City vs. Buffalo, 2020

## POSTSEASON RECORDS

**Most Consecutive Games, Pass Receptions**

- 28 Jerry Rice, San Francisco-Oak. Raiders, 1985-2002
- 22 Drew Pearson, Dal. Cowboys, 1973-83
- 19 Reggie Wayne, Indianapolis, 2002-10, 2012, 2014

**YARDS GAINED****Most Yards Gained, Career**

- 2,245 Jerry Rice, San Francisco-Oak. Raiders-Seattle, 29 games
- 1,442 Julian Edelman, New England, 19 games
- 1,389 Rob Gronkowski, New England-Tampa Bay, 22 games

**Most Yards Gained, Game**

- 240 Eric Moulds, AFC-FR: Buffalo vs. Miami, 1998
- 227 Anthony Carter, NFC-D: Minnesota vs. San Francisco, 1987
- 224 T.Y. Hilton, AFC-FR: Indianapolis vs. Kansas City, 2013

**Most Games, 100 or More Yards Receiving, Career**

- 8 Jerry Rice, San Francisco-Oak. Raiders-Seattle, 29 games
- 7 Travis Kelce, Kansas City, 15 games
- 6 Michael Irvin, Dal. Cowboys, 16 games
- Julian Edelman, New England, 19 games

**Most Consecutive Games, 100 or More Yards Receiving, Career**

- 4 Larry Fitzgerald, Arizona, 2008
- Antonio Brown, Pittsburgh, 2014-16
- Travis Kelce, Kansas City, 2020-21
- 3 Tom Fears, L.A. Rams, 1950-51
- Jerry Rice, San Francisco, 1988-89
- Randy Moss, Minnesota, 1999-2000
- T.Y. Hilton, Indianapolis, 2013-14
- Tyreek Hill, Kansas City, 2019-20
- 2 By many players

**Longest Reception**

- 96 Shannon Sharpe (from Dilfer), AFC: Bal. Ravens vs. Oak. Raiders, 2000 (TD)
- 94 Alvin Harper (from Aikman), NFC-D: Dal. Cowboys vs. Green Bay, 1994 (TD)
- 93 Elbert Dubenion (from Lamonica), AFC-D: Buffalo vs. Bos. Patriots, 1963 (TD)

**AVERAGE GAIN****Highest Average Gain, Career (20 receptions)**

- 27.3 Alvin Harper, Dal. Cowboys, 10 games (24-655)
- 23.7 Willie Gault, Chi. Bears-L.A. Raiders, 12 games (21-497)
- 22.8 Harold Jackson, L.A. Rams-New England-Minnesota-Seattle, 14 games (24-548)

**Highest Average Gain, Game (3 receptions)**

- 51.0 Demaryius Thomas, AFC-FR: Denver vs. Pittsburgh, 2011 (4-204)
- 46.3 Harold Jackson, NFC: L.A. Rams vs. Minnesota, 1974 (3-139)
- 43.0 Jermaine Kearse, NFC-D: Seattle vs. Carolina, 2014 (3-129)

**TOUCHDOWNS****Most Touchdowns, Career**

- 22 Jerry Rice, San Francisco-Oak. Raiders-Seattle, 29 games
- 15 Rob Gronkowski, New England-Tampa Bay, 22 games
- 12 John Stallworth, Pittsburgh, 18 games
- Travis Kelce, Kansas City, 15 games

**Most Touchdowns, Game**

- 4 Gabriel Davis, AFC-D: Buffalo vs. Kansas City, 2021 (ot)
- 3 Tom Fears, NFC-D: L.A. Rams vs. Chi. Bears, 1950
- Gary Collins, NFC: Cle. Browns vs. Bal. Colts, 1964
- Fred Biletnikoff, AFC-D: Oak. Raiders vs. Kansas City, 1968
- Preston Pearson, NFC: Dal. Cowboys vs. L.A. Rams, 1975
- Dave Casper, AFC-D: Oak. Raiders vs. Bal. Colts, 1977 (ot)
- Alvin Garrett, NFC-FR: Washington vs. Detroit, 1982
- Jerry Rice, NFC-D: San Francisco vs. Minnesota, 1988
- Jerry Rice, SB: San Francisco vs. Denver, 1989
- Andre Reed, AFC-FR: Buffalo vs. Hou. Oilers, 1992 (ot)
- Sterling Sharpe, NFC-FR: Green Bay vs. Detroit, 1993
- Jerry Rice, SB: San Francisco vs. S.D. Chargers, 1994
- Willie Jackson, NFC-FR: New Orleans vs. St.L. Rams, 2000
- Amani Toomer, NFC-FR: N.Y. Giants vs. San Francisco, 2002

- Larry Fitzgerald, NFC: Arizona vs. Philadelphia, 2008
- Sidney Rice, NFC-D: Minnesota vs. Dal. Cowboys, 2009
- Rob Gronkowski, AFC-D: New England vs. Denver, 2011
- Randall Cobb, NFC-FR: Green Bay vs. N.Y. Giants, 2016
- Travis Kelce, AFC-D: Kansas City vs. Hou. Texans, 2019

**Most Consecutive Games, Touchdown Passes Caught**

- 8 John Stallworth, Pittsburgh, 1978-83
- 7 David Givens, New England, 2003-05
- 6 Rob Gronkowski, New England, 2014-15, 2017

**INTERCEPTIONS BY****Most Interceptions, Career**

- 9 Charlie Waters, Dal. Cowboys, 25 games
- Bill Simpson, L.A. Rams-Buffalo, 11 games
- Ronnie Lott, San Francisco-L.A. Raiders, 20 games
- Ed Reed, Bal. Ravens, 15 games
- 8 Lester Hayes, Oak./L.A. Raiders, 13 games
- 7 Willie Brown, Oak. Raiders, 17 games
- Dennis Thurman, Dal. Cowboys, 14 games
- Rodney Harrison, S.D. Chargers-New England, 13 games
- Asante Samuel, New England-Philadelphia-Atlanta, 21 games

**Most Interceptions, Game**

- 4 Vernon Perry, AFC-D: Hou. Oilers vs. S.D. Chargers, 1979
- 3 Joe Laws, NFC: Green Bay vs. N.Y. Giants, 1944
- Charlie Waters, NFC-D: Dal. Cowboys vs. Chi. Bears, 1977
- Rod Martin, SB: Oak. Raiders vs. Philadelphia, 1980
- Dennis Thurman, NFC-D: Dal. Cowboys vs. Green Bay, 1982
- A.J. Duhe, AFC: Miami vs. N.Y. Jets, 1982
- Ty Law, AFC: New England vs. Indianapolis, 2003
- Ricky Manning Jr., NFC: Carolina vs. Philadelphia, 2003
- 2 By many players

**Most Consecutive Games, Interceptions**

- 4 Aeneas Williams, Arizona-St.L. Rams, 1998-2001
- Rodney Harrison, New England, 2004, 2007
- 3 By many players. Last time:  
Sean Murphy-Bunting, Tampa Bay, 2020

**YARDS GAINED****Most Yards Gained, Career**

- 227 Asante Samuel, New England-Philadelphia-Atlanta, 21 games
- 196 Willie Brown, Oak. Raiders, 17 games
- 187 Ronnie Lott, San Francisco-L.A.-Raiders, 20 games

**Most Yards Gained, Game**

- 108 Darrien Gordon, SB: Denver vs. Atlanta, 1998
- 101 George Teague, NFC-FR: Green Bay vs. Detroit, 1993
- Taron Johnson, AFC-D: Buffalo vs. Bal. Ravens, 2020
- 100 Champ Bailey, AFC-D: Denver vs. New England, 2005
- James Harrison, SB: Pittsburgh vs. Arizona, 2008

**Longest Return**

- 101 George Teague, NFC-FR: Green Bay vs. Detroit, 1993 (TD)
- Taron Johnson, AFC-D: Buffalo vs. Bal. Ravens, 2020 (TD)
- 100 Champ Bailey, AFC-D: Denver vs. New England, 2005
- James Harrison, SB: Pittsburgh vs. Arizona, 2008 (TD)
- 98 Darrol Ray, AFC-FR: N.Y. Jets vs. Cincinnati, 1982 (TD)

**TOUCHDOWNS****Most Touchdowns, Career**

- 4 Asante Samuel, New England-Philadelphia-Atlanta, 21 games
- 3 Willie Brown, Oak. Raiders, 17 games
- 2 Lester Hayes, Oak./L.A. Raiders, 13 games
- Ronnie Lott, San Francisco-L.A. Raiders, 20 games
- Darrell Green, Washington, 18 games
- Melvin Jenkins, Seattle-Detroit, 5 games
- George Teague, Green Bay-Dal. Cowboys-Miami-Dal. Cowboys, 12 games
- Aeneas Williams, Arizona-St.L. Rams, 6 games
- Dwight Smith, Tampa Bay, 4 games
- Luke Kuechly, Carolina, 7 games

## POSTSEASON RECORDS

### Most Touchdowns, Game

- 2 Aeneas Williams, NFC-D: St.L. Rams vs. Green Bay, 2001
- Dwight Smith, SB: Tampa Bay vs. Oak. Raiders, 2002
- 1 By many players

### PUNTING

#### Most Punts, Career

- 111 Ray Guy, Oak./L.A. Raiders, 22 games
- 101 Craig Henrich, Green Bay-Tennessee, 22 games
- 93 Sam Koch, Bal. Ravens, 20 games

#### Most Punts, Game

- 14 Dave Jennings, AFC-D: N.Y. Jets vs. Cle. Browns, 1986 (ot)
- 12 David Lee, AFC-D: Bal. Colts vs. Oak. Raiders, 1977 (ot)
- Steve Weatherford, NFC: N.Y. Giants vs. San Francisco, 2011 (ot)
- 11 Ken Strong, NFC: N.Y. Giants vs. Chi. Bears, 1933
- Jim Norton, AFC: Hou. Oilers vs. Oak. Raiders, 1967
- Ode Burrell, AFC-D: Hou. Oilers vs. Oak. Raiders, 1969
- Dale Hatcher, NFC: L.A. Rams vs. Chi. Bears, 1985
- Brad Maynard, SB: N.Y. Giants vs. Bal. Ravens, 2000

#### Longest Punt

- 76 Ed Danowski, NFC: N.Y. Giants vs. Detroit, 1935
- Mike Horan, AFC: Denver vs. Buffalo, 1991
- 72 Charlie Conerly, NFC-D: N.Y. Giants vs. Cle. Browns, 1950
- Yale Lary, NFC: Detroit vs. Cle. Browns, 1953
- 71 Ray Guy, AFC: Oak. Raiders vs. S.D. Chargers, 1980
- Michael Dickson, NFC-FR: Seattle vs. L.A. Rams, 2020

### AVERAGE YARDAGE

#### Highest Average, Career (25 punts)

- 46.92 Pat McAfee, Indianapolis, 10 games (39-1,830)
- 46.54 Andy Lee, San Francisco-Arizona, 9 games (41-1,908)
- 46.18 Brett Kern, Tennessee, 7 games (34-1,570)

#### Highest Average, Game (4 punts)

- 56.0 Ray Guy, AFC: Oak. Raiders vs. S.D. Chargers, 1980 (4-224)
- 55.8 Michael Dickson, NFC-FR: Seattle vs. L.A. Rams, 2020 (8-446)
- 53.8 Sam Koch, AFC-D: Bal. Ravens vs. Pittsburgh, 2010 (4-215)

### PUNT RETURNS

#### Most Punt Returns, Career

- 39 Julian Edelman, New England, 19 games
- 34 David Meggett, N.Y. Giants-New England-N.Y. Jets, 13 games
- Brian Mitchell, Washington-Philadelphia, 16 games
- 33 Troy Brown, New England, 20 games

#### Most Punt Returns, Game

- 8 Kyle Williams, NFC: San Francisco vs. N.Y. Giants, 2011 (ot)
- 7 Ron Gardin, AFC-D: Bal. Colts vs. Cincinnati, 1970
- Carl Roaches, AFC-FR: Hou. Oilers vs. Oak. Raiders, 1980
- Gerald McNeil, AFC-D: Cle. Browns vs. N.Y. Jets, 1986 (ot)
- Phil McConkey, NFC-D: N.Y. Giants vs. San Francisco, 1986
- David Meggett, AFC-D: New England vs. Pittsburgh, 1996
- Reggie Barlow, AFC-FR: Jacksonville vs. New England, 1998
- 6 By many players

### YARDS GAINED

#### Most Yards Gained, Career

- 443 Julian Edelman, New England, 19 games
- 339 Brian Mitchell, Washington-Philadelphia, 16 games
- 315 Troy Brown, New England, 20 games

#### Most Yards Gained, Game

- 152 Allen Rossum, NFC-D: Atlanta vs. St.L. Rams, 2004
- 143 Anthony Carter, NFC-FR: Minnesota vs. New Orleans, 1987
- 141 Bob Hayes, NFC-D: Dal. Cowboys vs. Cle. Browns, 1967

#### Longest Return

- 90 Trindon Holliday, AFC-D: Denver vs. Bal. Ravens, 2012 (2 ot) (TD)
- 88 Jermaine Lewis, AFC-D: Bal. Ravens vs. Pittsburgh, 2001 (TD)
- 84 Anthony Carter, NFC-FR: Minnesota vs. New Orleans, 1987 (TD)

### AVERAGE YARDAGE

#### Highest Average, Career (10 returns)

- 23.9 Allen Rossum, Green Bay-Atlanta, 6 games (10-239)
- 15.8 DeSean Jackson, Philadelphia, 6 games (11-174)
- 15.3 Robert Brooks, Green Bay, 11 games (14-214)

#### Highest Average Gain, Game (3 returns)

- 50.7 Allen Rossum, NFC-D: Atlanta vs. St.L. Rams, 2004 (3-152)
- 47.0 Bob Hayes, NFC-D: Dal. Cowboys vs. Cle. Browns, 1967 (3-141)
- 36.3 Reggie Bush, NFC-D: New Orleans vs. Arizona, 2009 (3-109)

### TOUCHDOWNS

#### Most Touchdowns

- 1 Hugh Gallarneau, NFC-D: Chi. Bears vs. Green Bay, 1941
- Bosh Pritchard, NFC-D: Philadelphia vs. Pittsburgh, 1947
- Charley Trippi, NFC: Chi. Cardinals vs. Philadelphia, 1947
- Verda (Vitamin T) Smith, NFC-D: L.A. Rams vs. Detroit, 1952
- George (Butch) Byrd, AFC: Buffalo vs. S.D. Chargers, 1965
- Golden Richards, NFC: Dal. Cowboys vs. Minnesota, 1973
- Wes Chandler, AFC-D: S.D. Chargers vs. Miami, 1981 (ot)
- Shaun Gayle, NFC-D: Chi. Bears vs. N.Y. Giants, 1985
- Anthony Carter, NFC-FR: Minnesota vs. New Orleans, 1987
- Darrell Green, NFC-D: Washington vs. Chi. Bears, 1987
- Antonio Freeman, NFC-FR: Green Bay vs. Atlanta, 1995
- Desmond Howard, NFC-D: Green Bay vs. San Francisco, 1996
- Jermaine Lewis, AFC-D: Bal. Ravens vs. Pittsburgh, 2001
- Troy Brown, AFC: New England vs. Pittsburgh, 2001
- Antwaan Randle El, AFC-FR: Pittsburgh vs. Cle. Browns, 2002
- Santana Moss, AFC-D: N.Y. Jets vs. Pittsburgh, 2004 (ot)
- Allen Rossum, NFC-D: Atlanta vs. St.L. Rams, 2004
- Steve Smith, NFC: Carolina vs. Seattle, 2005
- Santonio Holmes, AFC: Pittsburgh vs. S.D. Chargers, 2008
- Reggie Bush, NFC-D: New Orleans vs. Arizona, 2009
- Trindon Holliday, AFC-D: Denver vs. Bal. Ravens, 2012 (2 ot)

### KICKOFF RETURNS

#### Most Kickoff Returns, Career

- 36 Brian Mitchell, Washington-Philadelphia, 16 games
- 31 Kevin Williams, Dal. Cowboys-Buffalo, 12 games
- Darren Sproles, S.D. Chargers-New Orleans-Philadelphia, 12 games
- 29 Fulton Walker, Miami-L.A. Raiders, 10 games

#### Most Kickoff Returns, Game

- 8 Marc Logan, AFC-D: Miami vs. Buffalo, 1990
- Andre Coleman, SB: S.D. Chargers vs. San Francisco, 1994
- Marcus Knight, SB: Oak. Raiders vs. Tampa Bay, 2002
- 7 Don Bingham, NFC: Chi. Bears vs. N.Y. Giants, 1956
- Reggie Brown, NFC-FR: Atlanta vs. Minnesota, 1982
- David Verser, AFC-FR: Cincinnati vs. N.Y. Jets, 1982
- Del Rodgers, NFC-D: Green Bay vs. Dal. Cowboys, 1982
- Henry Ellard, NFC-D: L.A. Rams vs. Washington, 1983
- Stephen Starring, SB: New England vs. Chi. Bears, 1985
- Darick Holmes, AFC-D: Buffalo vs. Pittsburgh, 1995
- Antonio Freeman, NFC: Green Bay vs. Dal. Cowboys, 1995
- Roell Preston, NFC-FR: Green Bay vs. San Francisco, 1998
- Robert Tate, NFC-D: Minnesota vs. St.L. Rams, 1999
- Fred McAfee, NFC-D: New Orleans vs. Minnesota, 2000
- Michael Bates, NFC-FR: Dal. Cowboys vs. Carolina, 2003
- Dante Hall, AFC-D: Kansas City vs. Indianapolis, 2003
- Michael Lewis, NFC: New Orleans vs. Chi. Bears, 2006
- Quintin Demps, AFC-FR: Kansas City vs. Indianapolis, 2013
- 6 By many players

### YARDS GAINED

#### Most Yards Gained, Career

- 875 Brian Mitchell, Washington-Philadelphia, 16 games
- 770 Darren Sproles, S.D. Chargers-New Orleans-Philadelphia, 12 games
- 677 Fulton Walker, Miami-L.A. Raiders, 10 games



## POSTSEASON RECORDS

**Most Yards Gained, Game**

244	Andre Coleman, SB: S.D. Chargers vs. San Francisco, 1994
220	Ellis Hobbs, AFC: New England vs. Indianapolis, 2006
216	Danieal Manning, AFC-D: Hou. Texans vs. New England, 2012

**Longest Return**

108	Jacoby Jones, SB: Bal. Ravens vs. San Francisco, 2012 (TD)
106	Knile Davis, AFC-FR: Kansas City vs. Hou. Texans, 2015 (TD)
104	Trindon Holliday, AFC-D: Denver vs. Bal. Ravens, 2012 (2 ot) (TD)

**AVERAGE YARDAGE****Highest Average, Career (10 returns)**

35.8	Danieal Manning, Chi. Bears-Hou. Texans, 9 games (12-429)
30.1	Carl Garrett, Oak. Raiders, 5 games (16-481)
30.0	Reggie Barlow, Jacksonville, 8 games (12-360)

**Highest Average, Game (3 returns)**

56.7	Les (Speedy) Duncan, NFC-D: Washington vs. San Francisco, 1971 (3-170)
54.0	Danieal Manning, AFC-D: Hou. Texans vs. New England, 2012 (4-216)
52.7	Trindon Holliday, AFC-D: Denver vs. Bal. Ravens, 2012 (2 ot) (3-158)

**TOUCHDOWNS****Most Touchdowns, Career**

2	Ron Dixon, N.Y. Giants, 4 games
1	By many players

**Most Touchdowns, Game**

1	Vic Washington, NFC-D: San Francisco vs. Dal. Cowboys, 1972
	Nat Moore, AFC-D: Miami vs. Oak. Raiders, 1974
	Marshall Johnson, AFC-D: Bal. Colts vs. Oak. Raiders, 1977 (ot)
	Fulton Walker, SB: Miami vs. Washington, 1982
	Stanford Jennings, SB: Cincinnati vs. San Francisco, 1988
	Eric Metcalf, AFC-D: Cle. Browns vs. Buffalo, 1989
	Andre Coleman, SB: S.D. Chargers vs. San Francisco, 1994
	Desmond Howard, SB: Green Bay vs. New England, 1996
	Chuck Levy, NFC: San Francisco vs. Green Bay, 1997
	Tim Dwight, SB: Atlanta vs. Denver, 1998
	Kevin Dyson, AFC-FR: Tennessee vs. Buffalo, 1999
	Charlie Rogers, AFC-FR: Seattle vs. Miami, 1999
	Brian Mitchell, NFC-D: Washington vs. Tampa Bay, 1999
	Tony Home, NFC-D: St.L. Rams vs. Minnesota, 1999
	Derrick Mason, AFC: Tennessee vs. Jacksonville, 1999
	Ron Dixon, NFC-D: N.Y. Giants vs. Philadelphia, 2000; SB: N.Y. Giants vs. Bal. Ravens, 2000
	Jermaine Lewis, SB: Bal. Ravens vs. N.Y. Giants, 2000
	Dante Hall, AFC-D: Kansas City vs. Indianapolis, 2003
	Miles Austin, NFC-FR: Dal. Cowboys vs. Seattle, 2006
	Devin Hester, SB: Chi. Bears vs. Indianapolis, 2006
	Eric Weems, NFC-D: Atlanta vs. Green Bay, 2010
	Trindon Holliday, AFC-D: Denver vs. Bal. Ravens, 2012 (2 ot)
	Jacoby Jones, SB: Bal. Ravens vs. San Francisco, 2012
	Percy Harvin, SB: Seattle vs. Denver, 2013
	Knile Davis, AFC-FR: Kansas City vs. Hou. Texans, 2015
	Dion Lewis, AFC-D: New England vs. Hou. Texans, 2016

**FUMBLES****Most Fumbles, Career**

16	Warren Moon, Hou. Oilers-Minnesota, 10 games
15	Tom Brady, New England-Tampa Bay, 47 games
14	John Elway, Denver, 22 games
	Donovan McNabb, Philadelphia, 16 games
	Tom Brady, New England-Tampa Bay, 45 games
	Drew Brees, S.D. Chargers-New Orleans, 18 games

**Most Fumbles, Game**

5	Warren Moon, AFC-D: Hou. Oilers vs. Kansas City, 1993
4	Brian Sipe, AFC-D: Cle. Browns vs. Oak. Raiders, 1980
	Randall Cunningham, NFC-FR: Minnesota vs. N.Y. Giants, 1997
3	By many players

**RECOVERIES****Most Own Fumbles Recovered, Career**

8	Warren Moon, Hou. Oilers-Minnesota, 10 games
7	John Elway, Denver, 22 games
6	Jim Kelly, Buffalo, 17 games
	Patrick Mahomes, Kansas City, 11 games

**Most Opponents' Fumbles Recovered, Career**

4	Cliff Harris, Dal. Cowboys, 21 games
	Harvey Martin, Dal. Cowboys, 22 games
	Ted Hendricks, Bal. Colts-Oak/L.A. Raiders, 21 games
	Alvin Walton, Washington, 9 games
	Monte Coleman, Washington, 21 games
	Dave Thomas, Dal. Cowboys-Jacksonville-N.Y. Giants, 13 games
	Clay Matthews, Green Bay, 15 games
3	Paul Krause, Minnesota, 19 games
	Jack Lambert, Pittsburgh, 18 games
	Fred Dryer, L.A. Rams, 14 games
	Charlie Waters, Dal. Cowboys, 25 games
	Jack Ham, Pittsburgh, 16 games
	Mike Hegman, Dal. Cowboys, 16 games
	Tom Jackson, Denver, 10 games
	Rich Milot, Washington, 13 games
	Mike Singletary, Chi. Bears, 12 games
	Darryl Grant, Washington, 16 games
	Wes Hopkins, Philadelphia, 3 games
	Wilber Marshall, Chi. Bears-Washington, 15 games
	Tyrone Braxton, Denver-Miami-Denver, 19 games
	Neil Smith, Kansas City-Denver, 16 games
	Tony Brackens, Jacksonville, 7 games
	Phil Hansen, Buffalo, 14 games
	Carnell Lake, Pittsburgh-Jacksonville-Bal. Ravens, 17 games
	Jason Gildon, Pittsburgh, 13 games
	Tedy Bruschi, New England, 22 games
	Jim Leonhard, Bal. Ravens-N.Y. Jets-Denver, 7 games
2	By many players

**Most Fumbles Recovered, Game, Own and Opponents'**

3	Jack Lambert, AFC: Pittsburgh vs. Oak. Raiders, 1975 (3 opp)
	Ron Jaworski, NFC-FR: Philadelphia vs. N.Y. Giants, 1981 (3 own)
	Devin Hester, NFC-D: Chi. Bears vs. Seattle, 2006 (3-own)
	Lamar Jackson, AFC-D: Bal. Ravens vs. Buffalo, 2020 (3-own)
2	By many players

**YARDS GAINED****Longest Return**

93	Andy Russell, AFC-D: Pittsburgh vs. Bal. Colts, 1975 (opp, TD)
79	Neil Smith, AFC-D: Denver vs. Miami, 1998 (opp, TD)
64	Leon Lett, SB: Dal. Cowboys vs. Buffalo, 1992 (opp)

**TOUCHDOWNS****Most Touchdowns**

1	By many players
---	-----------------

**COMBINED NET YARDS GAINED**

Rushing, receiving, interception returns, punt returns, kickoff returns, and fumble returns.

**ATTEMPTS****Most Attempts, Career**

454	Franco Harris, Pittsburgh, 19 games
417	Thurman Thomas, Buffalo, 21 games
397	Ermmitt Smith, Dal. Cowboys, 17 games

**Most Attempts, Game**

43	Lamar Smith, AFC-FR: Miami vs. Indianapolis, 2000 (ot)
42	Curtis Martin, AFC-D: N.Y. Jets vs. Jacksonville, 1998
40	Lawrence McCutcheon, NFC-D: L.A. Rams vs. St.L. Rams, 1975
	Arian Foster, AFC-FR: Hou. Texans vs. Cincinnati, 2012

## POSTSEASON RECORDS

### YARDS GAINED

#### Most Yards Gained, Career

- 2,289 Jerry Rice, San Francisco-Oak. Raiders-Seattle, 29 games
- 2,124 Thurman Thomas, Buffalo, 21 games
- 2,060 Franco Harris, Pittsburgh, 19 games

#### Most Yards Gained, Game

- 350 Ed Podolak, AFC-D: Kansas City vs. Miami, 1971 (ot)
- 329 Keith Lincoln, AFC: S.D. Chargers vs. Bos. Patriots, 1963
- 328 Darren Sproles, AFC-FR: S.D. Chargers vs. Indianapolis, 2008 (ot)

### SACKS

Sacks have been compiled since 1982.

#### Most Sacks, Career

- 16.0 Willie McGinest, New England, 18 games
- 14.5 Bruce Smith, Buffalo, 20 games
- 12.5 Terrell Suggs, Bal. Ravens-Kansas City, 21 games

#### Most Sacks, Game

- 4.5 Willie McGinest, AFC-FR: New England vs. Jacksonville, 2005
- 3.5 Rich Milot, NFC-D: Washington vs. Chi. Bears, 1984
- Richard Dent, NFC-D: Chi. Bears vs. N.Y. Giants, 1985
- 3.0 Richard Dent, NFC-D: Chi. Bears vs. Washington, 1984
- Garin Veris, AFC-FR: New England vs. N.Y. Jets, 1985
- Gary Jeter, NFC-D: L.A. Rams vs. Dal. Cowboys, 1985
- Carl Hairston, AFC-D: Cle. Browns vs. N.Y. Jets, 1986 (ot)
- Charles Mann, NFC-D: Washington vs. Chi. Bears, 1987
- Kevin Greene, NFC-FR: L.A. Rams vs. Minnesota, 1988
- Greg Townsend, AFC-D: L.A. Raiders vs. Cincinnati, 1990
- Wilber Marshall, NFC: Washington vs. Detroit, 1991
- Fred Stokes, NFC-FR: Washington vs. Minnesota, 1992
- Pierce Holt, NFC-D: San Francisco vs. Washington, 1992
- Tony Casillas, NFC: Dal. Cowboys vs. San Francisco, 1992
- Gerald Williams, AFC-FR: Pittsburgh vs. Kansas City, 1993
- Chad Brown, AFC-FR: Pittsburgh vs. Indianapolis, 1996
- Reggie White, SB: Green Bay vs. New England, 1996
- Warren Sapp, NFC-D: Tampa Bay vs. Green Bay, 1997
- Trace Armstrong, AFC-FR: Miami vs. Seattle, 1999
- Michael McCrary, AFC-FR: Bal. Ravens vs. Denver, 2000
- Willie McGinest, AFC-D: New England vs. Tennessee, 2003
- Darnell Dockett, SB: Arizona vs. Pittsburgh, 2008
- Ray Edwards, NFC-D: Minnesota vs. Dal. Cowboys, 2009
- James Harrison, AFC-D: Pittsburgh vs. Bal. Ravens, 2010
- Terrell Suggs, AFC-D: Bal. Ravens vs. Pittsburgh, 2010
- Whitney Mercilus, AFC-FR: Hou. Texans vs. Kansas City, 2015
- Kony Ealy, SB: Carolina vs. Denver, 2015
- Grady Jarrett, SB: Atlanta vs. New England, 2016 (ot)
- Jerry Hughes, AFC-FR: Buffalo vs. Hou. Texans, 2019 (ot)
- Frank Clark, AFC-D: Kansas City vs. Hou. Texans, 2019
- Shaquil Barrett, NFC: Tampa Bay vs. Green Bay, 2020
- Jeffery Simmons, AFC-D: Tennessee vs. Cincinnati, 2021

### TEAM RECORDS

#### CHAMPIONSHIPS

##### Most Seasons League Champion

- 13 Green Bay, 1929-31, 1936, 1939, 1944, 1961-62, 1965-67, 1996, 2010
- 9 Chi. Bears, 1921, 1932-33, 1940-41, 1943, 1946, 1963, 1985
- 8 N.Y. Giants, 1927, 1934, 1938, 1956, 1986, 1990, 2007, 2011

##### Most Consecutive Seasons League Champion

- 3 Green Bay, 1929-31
- Green Bay, 1965-67
- 2 Canton, 1922-23
- Chi. Bears, 1932-33
- Chi. Bears, 1940-41
- Philadelphia, 1948-49
- Detroit, 1952-53
- Cle. Browns, 1954-55

- Bal. Colts, 1958-59
- Hou. Oilers, 1960-61
- Green Bay, 1961-62
- Buffalo, 1964-65
- Miami, 1972-73
- Pittsburgh, 1974-75
- Pittsburgh, 1978-79
- San Francisco, 1988-89
- Dal. Cowboys, 1992-93
- Denver, 1997-98
- New England, 2003-04

### GAMES, VICTORIES, DEFEATS

#### Most Seasons Participating in Postseason Games

- 35 Green Bay, 1936, 1938-39, 1941, 1944, 1960-62, 1965-67, 1972, 1982, 1993-98, 2001-04, 2007, 2009-16, 2019-21
- 34 Dal. Cowboys, 1966-73, 1975-83, 1985, 1991-96, 1998-99, 2003, 2006-07, 2009, 2014, 2016, 2018, 2021
- 33 Pittsburgh, 1947, 1972-79, 1982-84, 1989, 1992-97, 2001-02, 2004-05, 2007-08, 2010-11, 2014-17, 2020-21

#### Most Consecutive Seasons Participating in Postseason Games

- 11 New England, 2009-19
- 9 Dal. Cowboys, 1975-83
- Indianapolis, 2002-10
- 8 Dal. Cowboys, 1966-73
- Pittsburgh, 1972-79
- L.A. Rams, 1973-80
- San Francisco, 1983-90
- Green Bay, 2009-16

#### Most Games

- 64 Dal. Cowboys, 1966-73, 1975-83, 1985, 1991-96, 1998-99, 2003, 2006-07, 2009, 2014, 2016, 2018, 2021
- 63 Pittsburgh, 1947, 1972-79, 1982-84, 1989, 1992-97, 2001-02, 2004-05, 2007-08, 2010-11, 2014-17, 2020-21
- 61 Green Bay, 1936, 1938-39, 1941, 1944, 1960-62, 1965-67, 1972, 1982, 1993-98, 2001-04, 2007, 2009-16, 2019-21

#### Most Games Won

- 37 Bos./New England Patriots, 1963, 1985, 1996-97, 2001, 2003-07, 2011-18
- 36 Pittsburgh, 1972, 1974-76, 1978-79, 1984, 1989, 1994-97, 2001-02, 2004-05, 2008, 2010, 2015-16
- Green Bay, 1936, 1939, 1944, 1961-62, 1965-67, 1982, 1993-97, 2001, 2003, 2007, 2010, 2012, 2014-16, 2019-20
- 35 Dal. Cowboys, 1967, 1970-73, 1975, 1977-78, 1980-82, 1991-96, 2009, 2014, 2018

#### Most Consecutive Games Won

- 10 New England, 2001, 2003-05
- 9 Green Bay, 1961-62, 1965-67
- 7 Pittsburgh, 1974-76
- San Francisco, 1988-90
- Dal. Cowboys, 1992-94
- Denver, 1997-98

#### Most Games Lost

- 30 Minnesota, 1968-71, 1973-78, 1980, 1982, 1987-89, 1992-94, 1996-2000, 2004, 2008-09, 2012, 2015, 2017, 2019
- 29 Dal. Cowboys, 1966-1970, 1972-73, 1975-76, 1978-83, 1985, 1991, 1994, 1996, 1998-99, 2003, 2006-07, 2009, 2014, 2016, 2018, 2021
- 27 St.L./L.A. Rams, 1949-50, 1952, 1955, 1967, 1969, 1973-80, 1983-86, 1988-89, 2000, 2001, 2003-04, 2017-18, 2020
- Pittsburgh, 1947, 1972-73, 1976-77, 1982-84, 1989, 1992-97, 2001-02, 2004, 2007, 2010-11, 2014-17, 2020-21

#### Most Consecutive Games Lost

- 9 Detroit, 1991, 1993-95, 1997, 1999, 2011, 2014, 2016 (current)
- 8 Kansas City, 1993-95, 1997, 2003, 2006, 2010, 2013
- Cincinnati, 1990, 2005, 2009, 2011-15
- 6 N.Y. Giants, 1939, 1941, 1943-44, 1946, 1950
- Cle. Browns, 1969, 1971-72, 1980, 1982, 1985

## POSTSEASON RECORDS

Minnesota, 1988-89, 1992-94, 1996  
 Seattle, 1984, 1987-88, 1999, 2003-04  
 Dal. Cowboys, 1996, 1998-99, 2003, 2006-07  
 Buffalo, 1995-96, 1998-99, 2017, 2019

## SCORING

## Most Points, Game

73 NFC: Chi. Bears vs. Washington, 1940  
 62 AFC-D: Jacksonville vs. Miami, 1999  
 59 NFC: Detroit vs. Cle. Browns, 1957

## Most Points, Both Teams, Game

96 NFC-FR: Arizona (51) vs. Green Bay (45), 2009  
 95 NFC-FR: Philadelphia (58) vs. Detroit (37), 1995  
 89 AFC-FR: Indianapolis (45) vs. Kansas City (44), 2013

## Fewest Points, Both Teams, Game

5 NFC-D: Detroit (0) vs. Dal. Cowboys (5), 1970  
 7 NFC: Chi. Cardinals (0) vs. Philadelphia (7), 1948  
 9 NFC: Tampa Bay (0) vs. L.A. Rams (9), 1979

## Largest Margin of Victory, Game

73 NFC: Chi. Bears vs. Washington, 1940 (73-0)  
 55 AFC-D: Jacksonville vs. Miami, 1999 (62-7)  
 49 AFC-D: Oak. Raiders vs. Hou. Oilers, 1969 (56-7)

## Most Points, Shutout Victory, Game

73 NFC: Chi. Bears vs. Washington, 1940  
 41 NFC: N.Y. Giants vs. Minnesota, 2000  
 AFC-FR: N.Y. Jets vs. Indianapolis, 2002  
 38 NFC-D: Dal. Cowboys vs. Tampa Bay, 1981

## Most Points Overcome to Win Game

32 AFC-FR: Buffalo vs. Hou. Oilers, 1992 (trailed 35-3,  
 won 41-38) (ot)  
 28 AFC-FR: Indianapolis vs. Kansas City, 2013 (trailed 38-10,  
 won 45-44)  
 25 SB: New England vs. Atlanta, 2016 (trailed 28-3,  
 won 34-28) (ot)

## Most Points, Each Half

1st: 41 AFC: Buffalo vs. L.A. Raiders, 1990  
 AFC-D: Jacksonville vs. Miami, 1999  
 38 NFC-D: Washington vs. L.A. Rams, 1983  
 NFC-FR: Philadelphia vs. Detroit, 1995  
 35 NFC: Cle. Browns vs. Detroit, 1954  
 AFC-D: Oak. Raiders vs. Hou. Oilers, 1969  
 SB: Washington vs. Denver, 1987  
 AFC-FR: Indianapolis vs. Denver, 2004  
 NFC-D: New Orleans vs. Arizona, 2009  
 AFC-D: New England vs. Denver, 2011  
 AFC-D: New England vs. L.A. Chargers, 2018  
 AFC-FR: Cle. Browns vs. Pittsburgh, 2020  
 2nd: 45 NFC: Chi. Bears vs. Washington, 1940  
 35 AFC-FR: Buffalo vs. Hou. Oilers, 1992  
 NFC-D: St.L. Rams vs. Minnesota, 1999  
 NFC-FR: Green Bay vs. Arizona, 2009  
 NFC-FR: New Orleans vs. Detroit, 2011  
 AFC-FR: Indianapolis vs. Kansas City, 2013  
 32 AFC: Indianapolis vs. New England, 2006

## Most Points, Each Quarter

1st: 28 AFC-D: Oak. Raiders vs. Hou. Oilers, 1969  
 AFC-FR: Cle. Browns vs. Pittsburgh, 2020  
 24 AFC-D: S.D. Chargers vs. Miami, 1981  
 AFC-D: Jacksonville vs. Miami, 1999  
 AFC-D: Bal. Ravens vs. New England, 2009  
 21 NFC: Chi. Bears vs. Washington, 1940  
 AFC: S.D. Chargers vs. Bos. Patriots, 1963  
 AFC-D: Oak. Raiders vs. Kansas City, 1968  
 AFC: Oak. Raiders vs. S.D. Chargers, 1980  
 AFC: Buffalo vs. L.A. Raiders, 1990  
 NFC: San Francisco vs. Dal. Cowboys, 1994  
 NFC-D: New Orleans vs. Arizona, 2009  
 AFC-D: Hou. Texans vs. Kansas City, 2019

2nd: 35 SB: Washington vs. Denver, 1987  
 31 NFC-FR: Philadelphia vs. Detroit, 1995  
 28 AFC-D: Green Bay vs. Atlanta, 2010  
 AFC-D: Kansas City vs. Hou. Texans, 2019  
 3rd: 28 AFC-FR: Buffalo vs. Hou. Oilers, 1992  
 26 NFC: Chi. Bears vs. Washington, 1940  
 21 NFC-D: Dal. Cowboys vs. Cle. Browns, 1967  
 NFC-D: Dal. Cowboys vs. Tampa Bay, 1981  
 AFC-D: L.A. Raiders vs. Pittsburgh, 1983  
 SB: Chi. Bears vs. New England, 1985  
 NFC-D: N.Y. Giants vs. San Francisco, 1986  
 AFC: Cle. Browns vs. Denver, 1987  
 AFC: Cle. Browns vs. Denver, 1989  
 NFC-D: St.L. Rams vs. Minnesota, 1999  
 AFC-FR: Indianapolis vs. Kansas City, 2013  
 AFC: New England vs. Indianapolis, 2014  
 4th: 27 NFC: N.Y. Giants vs. Chi. Bears, 1934  
 26 NFC-FR: Philadelphia vs. New Orleans, 1992  
 24 NFC: Bal. Colts vs. N.Y. Giants, 1959  
 AFC: Kansas City vs. New England, 2018  
 OT: 6 NFC: Bal. Colts vs. N.Y. Giants, 1958  
 AFC-D: Oak. Raiders vs. Bal. Colts, 1977  
 NFC-D: L.A. Rams vs. N.Y. Giants, 1989  
 AFC-FR: Miami vs. Indianapolis, 2000  
 NFC-FR: Green Bay vs. Seattle, 2003  
 NFC-D: Carolina vs. St.L. Rams, 2003  
 AFC-FR: S.D. Chargers vs. Indianapolis, 2008  
 NFC-FR: Arizona vs. Green Bay, 2009  
 AFC-FR: Denver vs. Pittsburgh, 2011  
 NFC: Seattle vs. Green Bay, 2014  
 NFC-D: Arizona vs. Green Bay, 2015  
 SB: New England vs. Atlanta, 2016  
 AFC: New England vs. Kansas City, 2018  
 NFC-FR: Minnesota vs. New Orleans, 2019  
 AFC-D: Kansas City vs. Buffalo, 2021

## TOUCHDOWNS

## Most Touchdowns, Game

11 NFC: Chi. Bears vs. Washington, 1940  
 8 NFC: Cle. Browns vs. Detroit, 1954  
 NFC: Detroit vs. Cle. Browns, 1957  
 AFC-D: Oak. Raiders vs. Hou. Oilers, 1969  
 SB: San Francisco vs. Denver, 1989  
 AFC-D: Jacksonville vs. Miami, 1999  
 7 AFC: S.D. Chargers vs. Bos. Patriots, 1963  
 NFC-D: Dal. Cowboys vs. Cle. Browns, 1967  
 NFC-D: N.Y. Giants vs. San Francisco, 1986  
 AFC: Buffalo vs. L.A. Raiders, 1990  
 SB: Dal. Cowboys vs. Buffalo, 1992  
 SB: San Francisco vs. S.D. Chargers, 1994  
 NFC-FR: Philadelphia vs. Detroit, 1995  
 NFC-D: St.L. Rams vs. Minnesota, 1999  
 AFC-FR: Indianapolis vs. Denver, 2004  
 NFC-FR: Arizona vs. Green Bay, 2009 (ot)  
 AFC-D: Kansas City vs. Hou. Texans, 2019  
 AFC-FR: Buffalo vs. New England, 2021

## Most Touchdowns, Both Teams, Game

13 NFC-FR: Arizona (7) vs. Green Bay (6), 2009 (ot)  
 12 NFC-FR: Philadelphia (7) vs. Detroit (5), 1995  
 NFC-D: St.L. Rams (7) vs. Minnesota (5), 1999  
 AFC-D: Pittsburgh (6) vs. Jacksonville (6), 2017  
 11 NFC: Chi. Bears (11) vs. Washington (0), 1940  
 AFC-FR: Indianapolis (6) vs. Kansas City (5), 2013  
 AFC-D: Kansas City (7) vs. Hou. Texans (4), 2019  
 AFC-FR: Cle. Browns (6) vs. Pittsburgh (5), 2020

## POSTSEASON RECORDS

### Fewest Touchdowns, Both Teams, Game

- 0 NFC-D: N.Y. Giants vs. Cle. Browns, 1950  
NFC-D: Dal. Cowboys vs. Detroit, 1970  
NFC: L.A. Rams vs. Tampa Bay, 1979  
AFC-D: Bal. Ravens vs. Indianapolis, 2006
- 1 NFC: Chi. Cardinals (0) vs. Philadelphia (1), 1948  
NFC-D: Cle. Browns (0) vs. N.Y. Giants (1), 1958  
AFC: S.D. Chargers (0) vs. Hou. Oilers (1), 1961  
AFC-D: N.Y. Jets (0) vs. Kansas City (1), 1969  
NFC-D: Green Bay (0) vs. Washington (1), 1972  
NFC-FR: New Orleans (0) vs. Chi. Bears (1), 1990  
NFC: N.Y. Giants (0) vs. San Francisco (1), 1990  
AFC-FR: L.A. Raiders (0) vs. Kansas City (1), 1991  
AFC-D: New England (0) vs. Pittsburgh (1), 1997  
NFC: Tampa Bay (0) vs. St.L. Rams (1), 1999  
AFC: Oak. Raiders (0) vs. Bal. Ravens (1), 2000  
NFC-FR: Minnesota (0) vs. Seattle (1), 2015  
AFC-FR: Buffalo (0) vs. Jacksonville (1), 2017  
SB: L.A. Rams (0) vs. New England (1), 2018
- 2 In many games

### POINTS AFTER TOUCHDOWN

#### Most (One-Point) Points After Touchdown, Game

- 8 NFC: Cle. Browns vs. Detroit, 1954  
NFC: Detroit vs. Cle. Browns, 1957  
AFC-D: Oak. Raiders vs. Hou. Oilers, 1969  
AFC-D: Jacksonville vs. Miami, 1999
- 7 NFC: Chi. Bears vs. Washington, 1940  
NFC-D: Dal. Cowboys vs. Cle. Browns, 1967  
NFC-D: N.Y. Giants vs. San Francisco, 1986  
SB: San Francisco vs. Denver, 1989  
SB: Dal. Cowboys vs. Buffalo, 1992  
SB: San Francisco vs. S.D. Chargers, 1994  
NFC-FR: Philadelphia vs. Detroit, 1995  
NFC-D: St.L. Rams vs. Minnesota, 1999  
AFC-FR: Indianapolis vs. Denver, 2004

6 Many times. Most recent:

AFC-FR: Kansas City vs. Pittsburgh, 2021

#### Most (One-Point) Points After Touchdown, Both Teams, Game

- 12 NFC-FR: Arizona (6) vs. Green Bay (6), 2009 (ot)  
AFC-D: Pittsburgh (6) vs. Jacksonville (6), 2017
- 11 AFC-FR: Indianapolis (6) vs. Kansas City (5), 2013
- 10 NFC: Detroit (8) vs. Cle. Browns (2), 1957  
AFC-D: Miami (5) vs. S.D. Chargers (5), 1981 (ot)  
AFC: Miami (6) vs. Pittsburgh (4), 1984  
AFC-FR: Buffalo (5) vs. Hou. Oilers (5), 1992 (ot)  
NFC-FR: Philadelphia (7) vs. Detroit (3), 1995  
AFC-FR: Indianapolis (7) vs. Denver (3), 2004  
NFC-FR: New Orleans (6) vs. Detroit (4), 2011  
AFC-D: Bal. Ravens (5) vs. Denver (5), 2012  
NFC-D: San Francisco (6) vs. Green Bay (4), 2012  
AFC-D: Kansas City (6) vs. Hou. Texans (4), 2019

#### Fewest (One-Point) Points After Touchdown, Both Teams, Game

- 0 NFC-D: N.Y. Giants vs. Cle. Browns, 1950  
NFC-D: Dal. Cowboys vs. Detroit, 1970  
NFC: L.A. Rams vs. Tampa Bay, 1979  
NFC: St.L. Rams vs. Tampa Bay, 1999  
AFC-D: Bal. Ravens vs. Indianapolis, 2006

#### Most Two-Point Conversions, Game

- 2 SB: S.D. Chargers vs. San Francisco, 1994  
NFC-FR: Detroit vs. Philadelphia, 1995  
NFC-FR: San Francisco vs. N.Y. Giants, 2002  
SB: New England vs. Atlanta, 2016 (ot)  
NFC-FR: Seattle vs. Dal. Cowboys, 2018  
AFC-FR: Hou. Texans vs. Buffalo, 2019 (ot)

1 By many teams

### FIELD GOALS

#### Most Field Goals, Game

- 6 AFC-D: Pittsburgh vs. Kansas City, 2016
- 5 NFC-D: Minnesota vs. San Francisco, 1987  
NFC: N.Y. Giants vs. San Francisco, 1990  
AFC: Buffalo vs. Miami, 1992  
NFC-FR: N.Y. Giants vs. Minnesota, 1997  
NFC-FR: Carolina vs. Dal. Cowboys, 2003  
NFC-D: St.L. Rams vs. Carolina, 2003 (2 ot)  
AFC: New England vs. Indianapolis, 2003  
AFC-D: Indianapolis vs. Bal. Ravens, 2006  
NFC: Green Bay vs. Seattle, 2014  
AFC-D: Denver vs. Pittsburgh, 2015  
AFC-FR: L.A. Chargers vs. Bal. Ravens, 2018

4 By many teams

#### Most Field Goals, Both Teams, Game

- 8 NFC-FR: N.Y. Giants (5) vs. Minnesota (3), 1997  
NFC-D: St.L. Rams (5) vs. Carolina (3), 2003 (2 ot)  
AFC-D: Denver (5) vs. Pittsburgh (3), 2015  
AFC-FR: Cincinnati (4) vs. Las Vegas (4), 2021
- 7 AFC-FR: Pittsburgh (4) vs. Hou. Oilers (3), 1989 (ot)  
NFC: N.Y. Giants (5) vs. San Francisco (2), 1990  
NFC-D: Carolina (4) vs. Dal. Cowboys (3), 1996  
AFC-D: Tennessee (4) vs. Indianapolis (3), 1999  
AFC-D: Indianapolis (5) vs. Bal. Ravens (2), 2006  
AFC-D: Pittsburgh (6) vs. Kansas City (1), 2016  
NFC: L.A. Rams (4) vs. New Orleans (3), 2018 (ot)
- 6 NFC-D: Minnesota (5) vs. San Francisco (1), 1987  
NFC-D: Philadelphia (4) vs. Chi. Bears (2), 1988  
AFC: Buffalo (5) vs. Miami (1), 1992  
NFC-FR: Carolina (5) vs. Dal. Cowboys (1), 2003  
AFC-FR: New England (3) vs. N.Y. Jets (3), 2006  
NFC-D: N.Y. Giants (3) vs. Philadelphia (3), 2008  
AFC-FR: Denver (3) vs. Pittsburgh (3), 2011 (ot)  
AFC-FR: Hou. Texans (4) vs. Cincinnati (2), 2012  
AFC-FR: Pittsburgh (3) vs. Bal. Ravens (3), 2014  
NFC-FR: Atlanta (4) vs. L.A. Rams (2), 2017  
AFC-FR: L.A. Chargers (5) vs. Bal. Ravens (1), 2018  
AFC-FR: Buffalo (4) vs. Hou. Texans (2), 2019 (ot)

#### Most Field Goals Attempted, Game

- 6 AFC: Oak. Raiders vs. Hou. Oilers, 1967  
NFC-D: L.A. Rams vs. Dal. Cowboys, 1973  
AFC-D: Cle. Browns vs. N.Y. Jets, 1986 (ot)  
NFC: N.Y. Giants vs. San Francisco, 1990  
AFC: Buffalo vs. Miami, 1992  
NFC-D: St.L. Rams vs. Carolina, 2003 (2 ot)  
AFC-D: Pittsburgh vs. Kansas City, 2016  
AFC-FR: L.A. Chargers vs. Bal. Ravens, 2018

5 By many teams

#### Most Field Goals Attempted, Both Teams, Game

- 11 NFC-D: St.L. Rams (6) vs. Carolina (5), 2003 (2 ot)
- 9 NFC-D: Philadelphia (5) vs. Chi. Bears (4), 1988  
NFC-FR: N.Y. Giants (5) vs. Minnesota (4), 1997
- 8 NFC-D: L.A. Rams (6) vs. Dal. Cowboys (2), 1973  
NFC-D: Detroit (5) vs. San Francisco (3), 1983  
AFC-D: Cle. Browns (6) vs. N.Y. Jets (2), 1986 (ot)  
NFC-D: Minnesota (5) vs. San Francisco (3), 1987  
AFC-FR: Hou. Oilers (4) vs. Pittsburgh (4), 1989 (ot)  
NFC-FR: Chi. Bears (4) vs. New Orleans (4), 1990  
NFC: N.Y. Giants (6) vs. San Francisco (2), 1990  
NFC-D: N.Y. Giants (5) vs. Philadelphia (3), 2008  
AFC-D: Denver (5) vs. Pittsburgh (3), 2015  
AFC-FR: L.A. Chargers (6) vs. Bal. Ravens (2), 2018  
AFC-FR: Cincinnati (4) vs. Las Vegas (4), 2021

## POSTSEASON RECORDS

## SAFETIES

## Most Safeties, Game

- 1 By many teams

## Most Safeties, Both Teams, Game

- 1 In many games

## FIRST DOWNS

## Most First Downs, Game

- 37 SB: New England vs. Atlanta, 2016 (ot)
- 36 AFC: New England vs. Kansas City, 2018 (ot)
- 34 AFC-D: S.D. Chargers vs. Miami, 1981 (ot)
- NFC-FR: New Orleans vs. Detroit, 2011
- AFC-FR: Pittsburgh vs. Cle. Browns, 2020

## Fewest First Downs, Game

- 6 NFC: N.Y. Giants vs. Green Bay, 1961
- AFC-D: Bal. Ravens vs. Tennessee, 2000
- 7 NFC: Green Bay vs. Bos. Redskins, 1936
- NFC-D: Pittsburgh vs. Philadelphia, 1947
- NFC: Chi. Cardinals vs. Philadelphia, 1948
- NFC: L.A. Rams vs. Philadelphia, 1949
- NFC-D: Cle. Browns vs. N.Y. Giants, 1958
- AFC-D: Cincinnati vs. Bal. Colts, 1970
- NFC-D: Detroit vs. Dal. Cowboys, 1970
- NFC: Tampa Bay vs. L.A. Rams, 1979
- AFC-D: Bal. Ravens vs. Pittsburgh, 2001
- AFC-FR: Kansas City vs. Indianapolis, 2006
- NFC-D: Minnesota vs. San Francisco, 2019

- 8 By many teams

## Most First Downs, Both Teams, Game

- 62 NFC-FR: Green Bay (32) vs. Arizona (30), 2009 (ot)
- 59 AFC-D: S.D. Chargers (34) vs. Miami (25), 1981 (ot)
- 58 AFC-FR: Kansas City (30) vs. Indianapolis (28), 2013

## Fewest First Downs, Both Teams, Game

- 15 NFC: Green Bay (7) vs. Bos. Redskins (8), 1936
- 19 NFC: N.Y. Giants (9) vs. Green Bay (10), 1939
- NFC: Washington (9) vs. Chi. Bears (10), 1942
- 20 NFC-D: Cle. Browns (9) vs. N.Y. Giants (11), 1950

## RUSHING

## Most First Downs, Rushing, Game

- 19 NFC-FR: Dal. Cowboys vs. L.A. Rams, 1980
- 18 AFC-D: Miami vs. Cincinnati, 1973
- AFC: Miami vs. Oak. Raiders, 1973
- AFC-D: Pittsburgh vs. Buffalo, 1974
- AFC-FR: Buffalo vs. Miami, 1995
- AFC-FR: Denver vs. Jacksonville, 1997
- 17 AFC-D: Cincinnati vs. Seattle, 1988
- AFC: Buffalo vs. Kansas City, 1993
- NFC-D: L.A. Rams vs. Dal. Cowboys, 2018

## Fewest First Downs, Rushing, Game

- 0 NFC: L.A. Rams vs. Philadelphia, 1949
- AFC-D: Buffalo vs. Bos. Patriots, 1963
- AFC: Oak. Raiders vs. Pittsburgh, 1974
- NFC-FR: New Orleans vs. Minnesota, 1987
- NFC: L.A. Rams vs. San Francisco, 1989
- NFC-D: Chi. Bears vs. N.Y. Giants, 1990
- AFC-FR: Indianapolis vs. Pittsburgh, 1996
- AFC-FR: Seattle vs. Miami, 1999
- AFC-D: Miami vs. Jacksonville, 1999
- AFC-D: Miami vs. Oak. Raiders, 2000
- AFC-D: Bal. Ravens vs. Pittsburgh, 2001
- AFC-D: Indianapolis vs. New England, 2004
- NFC-FR: Philadelphia vs. Dal. Cowboys, 2009
- NFC-D: Minnesota vs. San Francisco, 2019

- 1 By many teams

## Most First Downs, Rushing, Both Teams, Game

- 26 AFC: Buffalo (14) vs. L.A. Raiders (12), 1990
- 25 NFC-FR: Dal. Cowboys (19) vs. L.A. Rams (6), 1980
- 23 NFC: Cle. Browns (15) vs. Detroit (8), 1952
- AFC-D: Miami (18) vs. Cincinnati (5), 1973

AFC-D: Pittsburgh (18) vs. Buffalo (5), 1974

AFC-FR: Buffalo (18) vs. Miami (5), 1995

NFC-D: L.A. Rams (17) vs. Dal. Cowboys (6), 2018

## Fewest First Downs, Rushing, Both Teams, Game

- 2 NFC-FR: New Orleans (1) vs. St.L. Rams (1), 2000
- 5 AFC-D: Buffalo (0) vs. Bos. Patriots (5), 1963
- NFC-D: Washington (1) vs. Tampa Bay (4), 1999
- AFC-FR: Cle. Browns (2) vs. Pittsburgh (3), 2002
- AFC-D: Bal. Ravens (2) vs. Indianapolis (3), 2009
- AFC: Denver (2) vs. New England (3), 2015
- NFC-FR: Philadelphia (2) vs. Chi. Bears (3), 2018
- 6 NFC: Green Bay (2) vs. Bos. Redskins (4), 1936
- NFC-D: Bal. Colts (2) vs. Minnesota (4), 1968
- AFC-D: Hou. Oilers (1) vs. Oak. Raiders (5), 1969
- AFC-FR: N.Y. Jets (1) vs. Hou. Oilers (5), 1991
- AFC-FR: Denver (1) vs. Bal. Ravens (5), 2000
- AFC: Pittsburgh (1) vs. Bal. Ravens (5), 2008
- SB: Arizona (2) vs. Pittsburgh (4), 2008
- NFC-FR: Seattle (2) vs. Minnesota (4), 2015
- NFC: San Francisco (1) vs. L.A. Rams (5), 2021

## PASSING

## Most First Downs, Passing, Game

- 29 AFC-FR: Pittsburgh vs. Cle. Browns, 2020
- 26 SB: New England vs. Atlanta, 2016 (ot)
- 24 AFC-FR: Pittsburgh vs. Cle. Browns, 2002

## Fewest First Downs, Passing, Game

- 0 NFC: Philadelphia vs. Chi. Cardinals, 1948
- 1 NFC-D: N.Y. Giants vs. Washington, 1943
- NFC: Cle. Browns vs. Detroit, 1953
- SB: Denver vs. Dal. Cowboys, 1977
- 2 By many teams

## Most First Downs, Passing, Both Teams, Game

- 42 AFC-D: Miami (21) vs. S.D. Chargers (21), 1981 (ot)
- AFC-FR: Pittsburgh (24) vs. Cle. Browns (18), 2002
- SB: New England (23) vs. Philadelphia (19), 2017
- 41 AFC-FR: Pittsburgh (29) vs. Cle. Browns (12), 2020
- 40 NFC-FR: New Orleans (20) vs. Detroit (20), 2011
- NFC: Atlanta (22) vs. Green Bay (18), 2016

## Fewest First Downs, Passing, Both Teams, Game

- 2 NFC: Philadelphia (0) vs. Chi. Cardinals (2), 1948
- 4 NFC-D: Cle. Browns (2) vs. N.Y. Giants (2), 1950
- 5 NFC: Detroit (2) vs. N.Y. Giants (3), 1935
- NFC: Green Bay (2) vs. N.Y. Giants (3), 1939

## PENALTY

## Most First Downs, Penalty, Game

- 7 AFC-D: New England vs. Oak. Raiders, 1976
- AFC: Tennessee vs. Oak. Raiders, 2002
- 6 AFC-D: Cle. Browns vs. N.Y. Jets, 1986 (ot)
- NFC-D: Chi. Bears vs. Carolina, 2005
- NFC-FR: Green Bay vs. Arizona, 2009 (ot)
- AFC-D: Denver vs. Bal. Ravens, 2012 (2 ot)
- SB: Tampa Bay vs. Kansas City, 2020
- 5 AFC-FR: Cle. Browns vs. L.A. Raiders, 1982
- NFC-D: San Francisco vs. Minnesota, 1997
- AFC-FR: Miami vs. Buffalo, 1998
- NFC-D: Arizona vs. Minnesota, 1998
- AFC: Pittsburgh vs. New England, 2001
- AFC-D: Pittsburgh vs. Tennessee, 2002 (ot)
- AFC-FR: Cincinnati vs. N.Y. Jets, 2009
- NFC-D: San Francisco vs. Carolina, 2013
- AFC-FR: Pittsburgh vs. Cincinnati, 2015
- NFC-D: Minnesota vs. New Orleans, 2017
- NFC-FR: New Orleans vs. Chi. Bears, 2020
- NFC-D: New Orleans vs. Tampa Bay, 2020

## POSTSEASON RECORDS

### Most First Downs, Penalty, Both Teams, Game

- 10 AFC: Tennessee (7) vs. Oak. Raiders (3), 2002
- 9 AFC-D: New England (7) vs. Oak. Raiders (2), 1976
- AFC-D: Denver (6) vs. Bal. Ravens (3), 2012 (2 ot)
- SB: Tampa Bay (6) vs. Kansas City (3), 2020
- 8 NFC-FR: Atlanta (4) vs. Minnesota (4), 1982
- AFC-FR: Miami (5) vs. Buffalo (3), 1998
- NFC-FR: Dal. Cowboys (4) vs. Philadelphia (4), 2009
- NFC-FR: Green Bay (6) vs. Arizona (2), 2009 (ot)
- AFC-FR: Pittsburgh (5) vs. Cincinnati (3), 2015

### NET YARDS GAINED RUSHING AND PASSING

#### Most Yards Gained, Game

- 626 NFC-FR: New Orleans vs. Detroit, 2011
- 613 SB: New England vs. Philadelphia, 2017
- 610 AFC: S.D. Chargers vs. Bos. Patriots, 1963

#### Fewest Yards Gained, Game

- 78 NFC-FR: Arizona vs. Carolina, 2014
- 86 NFC-D: Cle. Browns vs. N.Y. Giants, 1958
- 99 NFC: Chi. Cardinals vs. Philadelphia, 1948

#### Most Yards Gained, Both Teams, Game

- 1,151 SB: New England (613) vs. Philadelphia (538), 2017
- 1,049 AFC-FR: Indianapolis (536) vs. Kansas City (513), 2013
- 1,038 AFC-FR: Buffalo (536) vs. Miami (502), 1995
- NFC-FR: New Orleans (626) vs. Detroit (412), 2011

#### Fewest Yards Gained, Both Teams, Game

- 331 NFC: Chi. Cardinals (99) vs. Philadelphia (232), 1948
- 332 NFC-D: N.Y. Giants (150) vs. Cle. Browns (182), 1950
- 336 NFC: Bos. Redskins (116) vs. Green Bay (220), 1936

### RUSHING

#### ATTEMPTS

##### Most Attempts, Game

- 65 NFC: Detroit vs. N.Y. Giants, 1935
- 61 NFC: Philadelphia vs. L.A. Rams, 1949
- 59 AFC: New England vs. Miami, 1985

##### Fewest Attempts, Game

- 8 AFC-D: Miami vs. S.D. Chargers, 1994
- 9 SB: Miami vs. San Francisco, 1984
- NFC: Minnesota vs. N.Y. Giants, 2000
- 10 NFC: L.A. Rams vs. San Francisco, 1989
- NFC-FR: Atlanta vs. Green Bay, 1995
- NFC-FR: Detroit vs. Washington, 1999
- NFC-FR: Detroit vs. New Orleans, 2011
- AFC-D: L.A. Chargers vs. New England, 2018
- NFC-D: Minnesota vs. San Francisco, 2019

##### Most Attempts, Both Teams, Game

- 109 NFC: Detroit (65) vs. N.Y. Giants (44), 1935
- 97 AFC-D: Bal. Colts (50) vs. Oak. Raiders (47), 1977 (ot)
- 91 NFC: Philadelphia (57) vs. Chi. Cardinals (34), 1948

##### Fewest Attempts, Both Teams, Game

- 32 AFC-D: Hou. Oilers (14) vs. Kansas City (18), 1993
- 36 SB: Green Bay (13) vs. Pittsburgh (23), 2010
- NFC-D: New Orleans (14) vs. San Francisco (22), 2011
- 37 SB: Arizona (12) vs. Pittsburgh (25), 2008
- SB: New Orleans (18) vs. Indianapolis (19), 2009

### YARDS GAINED

#### Most Yards Gained, Game

- 382 NFC: Chi. Bears vs. Washington, 1940
- 341 AFC-FR: Buffalo vs. Miami, 1995
- 338 NFC-FR: Dal. Cowboys vs. L.A. Rams, 1980

#### Fewest Yards Gained, Game

- 4 NFC-FR: Detroit vs. Green Bay, 1994
- 7 AFC-D: Buffalo vs. Bos. Patriots, 1963
- SB: New England vs. Chi. Bears, 1985
- 14 AFC-D: Miami vs. Denver, 1998
- AFC: N.Y. Jets vs. Denver, 1998
- AFC-D: New England vs. Bal. Ravens, 2014

### Most Yards Gained, Both Teams, Game

- 430 NFC-FR: Dal. Cowboys (338) vs. L.A. Rams (92), 1980
- 427 NFC-D: San Francisco (323) vs. Green Bay (104), 2012
- 426 NFC: Cle. Browns (227) vs. Detroit (199), 1952

### Fewest Yards Gained, Both Teams, Game

- 77 NFC-FR: Detroit (-4) vs. Green Bay (81), 1994
- 84 AFC-FR: St.L. Rams (34) vs. New Orleans (50), 2000
- 90 AFC-D: Buffalo (7) vs. Bos. Patriots (83), 1963
- NFC-D: Tampa Bay (44) vs. Washington (46), 1999

### AVERAGE GAIN

#### Highest Average Gain, Game

- 9.94 AFC: S.D. Chargers vs. Bos. Patriots, 1963 (32-318)
- 9.29 NFC-D: Green Bay vs. Dal. Cowboys, 1982 (17-158)
- 8.18 NFC-D: Atlanta vs. St.L. Rams, 2004 (40-327)

#### Lowest Average Gain, Game

- 0.27 NFC-FR: Detroit vs. Green Bay, 1994 (15-(-4))
- 0.58 AFC-D: Buffalo vs. Bos. Patriots, 1963 (12-7)
- 0.64 SB: New England vs. Chi. Bears, 1985 (11-7)

### TOUCHDOWNS

#### Most Touchdowns, Game

- 7 NFC: Chi. Bears vs. Washington, 1940
- 6 NFC-D: San Francisco vs. N.Y. Giants, 1993
- AFC-D: New England vs. Indianapolis, 2013
- 5 NFC: Cle. Browns vs. Detroit, 1954
- NFC-D: San Francisco vs. Chi. Bears, 1994
- AFC-FR: Pittsburgh vs. Indianapolis, 1996
- AFC-FR: Denver vs. Jacksonville, 1997

#### Most Touchdowns, Both Teams, Game

- 7 NFC: Chi. Bears (7) vs. Washington (0), 1940
- 6 NFC: Cle. Browns (5) vs. Detroit (1), 1954
- NFC-D: San Francisco (6) vs. N.Y. Giants (0), 1993
- NFC-D: San Francisco (5) vs. Chi. Bears (1), 1994
- AFC-FR: Denver (5) vs. Jacksonville (1), 1997
- AFC-D: New England (6) vs. Indianapolis (0), 2013
- 5 NFC: Chi. Cardinals (3) vs. Philadelphia (2), 1947
- AFC: S.D. Chargers (4) vs. Bos. Patriots (1), 1963
- AFC-D: Cincinnati (3) vs. Buffalo (2), 1981
- AFC-FR: Pittsburgh (5) vs. Indianapolis (0), 1996
- NFC-D: Arizona (3) vs. Minnesota (2), 1998
- NFC-FR: Seattle (3) vs. Green Bay (2), 2003 (ot)
- NFC-D: San Francisco (4) vs. Green Bay (1), 2012
- AFC-D: Jacksonville (4) vs. Pittsburgh (1), 2017
- NFC-D: L.A. Rams (3) vs. Dal. Cowboys (2), 2018
- AFC-D: New England (4) vs. L.A. Chargers (1), 2018
- AFC: New England (4) vs. Kansas City (1), 2018 (ot)
- NFC: San Francisco (4) vs. Green Bay (1), 2019

### PASSING

#### ATTEMPTS

##### Most Attempts, Game

- 68 AFC-FR: Pittsburgh vs. Cle. Browns, 2020
- 66 AFC-FR: Miami vs. Buffalo, 1995
- 65 AFC-D: Cle. Browns vs. N.Y. Jets, 1986 (ot)
- NFC-D: San Francisco vs. Green Bay, 1995
- 63 NFC-D: New Orleans vs. San Francisco, 2011
- SB: New England vs. Atlanta, 2016 (ot)

##### Fewest Attempts, Game

- 5 NFC: Detroit vs. N.Y. Giants, 1935
- 6 AFC: Miami vs. Oak. Raiders, 1973
- 7 SB: Miami vs. Minnesota, 1973

##### Most Attempts, Both Teams, Game

- 105 NFC-D: New Orleans (63) vs. San Francisco (42), 2011
- 102 AFC-D: S.D. Chargers (54) vs. Miami (48), 1981 (ot)
- AFC-FR: Pittsburgh (68) vs. Cle. Browns (34), 2020
- 96 AFC: N.Y. Jets (49) vs. Oak. Raiders (47), 1968
- AFC-D: New England (51) vs. Bal. Ravens (45), 2014

## POSTSEASON RECORDS

**Fewest Attempts, Both Teams, Game**

- 18 NFC: Detroit (5) vs. N.Y. Giants (13), 1935
- 23 NFC: Chi. Cardinals (11) vs. Philadelphia (12), 1948
- 24 NFC-D: Cle. Browns (9) vs. N.Y. Giants (15), 1950

**COMPLETIONS****Most Completions, Game**

- 47 AFC-FR: Pittsburgh vs. Cle. Browns, 2020
- 43 SB: New England vs. Atlanta, 2016 (ot)
- 40 NFC-D: New Orleans vs. San Francisco, 2011

**Fewest Completions, Game**

- 2 NFC: Detroit vs. N.Y. Giants, 1935
- NFC: Philadelphia vs. Chi. Cardinals, 1948
- 3 NFC: N.Y. Giants vs. Chi. Bears, 1941
- NFC: Green Bay vs. N.Y. Giants, 1944
- NFC: Chi. Cardinals vs. Philadelphia, 1947
- NFC: Chi. Cardinals vs. Philadelphia, 1948
- NFC-D: Cle. Browns vs. N.Y. Giants, 1950
- NFC-D: N.Y. Giants vs. Cle. Browns, 1950
- NFC: Cle. Browns vs. Detroit, 1953
- AFC: Miami vs. Oak. Raiders, 1973

- 4 NFC: N.Y. Giants vs. Detroit, 1935
- NFC-D: N.Y. Giants vs. Washington, 1943
- NFC-D: Pittsburgh vs. Philadelphia, 1947
- NFC-D: Dal. Cowboys vs. Detroit, 1970
- AFC: Miami vs. Bal. Colts, 1971
- SB: Miami vs. Washington, 1982
- AFC-FR: Seattle vs. L.A. Raiders, 1984
- AFC-FR: Bal. Ravens vs. New England, 2009

**Most Completions, Both Teams, Game**

- 68 AFC-FR: Pittsburgh (47) vs. Cle. Browns (21), 2020
- 64 AFC-D: S.D. Chargers (33) vs. Miami (31), 1981 (ot)
- NFC-D: New Orleans (40) vs. San Francisco (24), 2011
- 63 SB: New Orleans (32) vs. Indianapolis (31), 2009
- AFC: New England (32) vs. Pittsburgh (31), 2016

**Fewest Completions, Both Teams, Game**

- 5 NFC: Philadelphia (2) vs. Chi. Cardinals (3), 1948
- 6 NFC: Detroit (2) vs. N.Y. Giants (4), 1935
- NFC-D: Cle. Browns (3) vs. N.Y. Giants (3), 1950
- 11 NFC: Green Bay (3) vs. N.Y. Giants (8), 1944
- NFC-D: Dal. Cowboys (4) vs. Detroit (7), 1970

**COMPLETION PERCENTAGE****Highest Completion Percentage, Game (20 attempts)**

- 92.9 AFC-D: New England vs. Jacksonville, 2007 (28-26)
- 88.0 SB: N.Y. Giants vs. Denver, 1986 (25-22)
- 87.9 NFC-FR: Arizona vs. Green Bay, 2009 (33-29) (ot)

**Lowest Completion Percentage, Game (20 attempts)**

- 18.5 NFC: Tampa Bay vs. L.A. Rams, 1979 (27-5)
- 20.0 NFC-D: N.Y. Giants vs. Washington, 1943 (20-4)
- 25.8 NFC: Chi. Bears vs. Washington, 1937 (31-8)

**YARDS GAINED****Most Yards Gained, Game**

- 501 AFC-FR: Pittsburgh vs. Cle. Browns, 2020
- 500 SB: New England vs. Philadelphia, 2017
- 483 AFC-D: Cle. Browns vs. N.Y. Jets, 1986 (ot)

**Fewest Yards Gained, Game**

- 3 NFC: Chi. Cardinals vs. Philadelphia, 1948
- 7 NFC: Philadelphia vs. Chi. Cardinals, 1948
- 9 NFC-D: N.Y. Giants vs. Cle. Browns, 1950
- NFC: Cle. Browns vs. Detroit, 1953

**Most Yards Gained, Both Teams, Game**

- 874 SB: New England (500) vs. Philadelphia (374), 2017
- 839 New Orleans (459) vs. Detroit (380), 2011
- 809 AFC-D: S.D. Chargers (415) vs. Miami (394), 1981 (ot)

**Fewest Yards Gained, Both Teams, Game**

- 10 NFC: Chi. Cardinals (3) vs. Philadelphia (7), 1948
- 38 NFC-D: N.Y. Giants (9) vs. Cle. Browns (29), 1950
- 102 NFC-D: Dal. Cowboys (22) vs. Detroit (80), 1970

**TIMES SACKED****Most Times Sacked, Game**

- 9 AFC: Kansas City vs. Buffalo, 1966
- NFC: Chi. Bears vs. San Francisco, 1984
- AFC-D: N.Y. Jets vs. Cle. Browns, 1986 (ot)
- AFC-D: Hou. Oilers vs. Kansas City, 1993
- AFC-D: Cincinnati vs. Tennessee, 2021
- 8 NFC: Green Bay vs. Dal. Cowboys, 1967
- NFC: Minnesota vs. Washington, 1987
- NFC-D: Philadelphia vs. Green Bay, 2003 (ot)
- AFC-D: Tennessee vs. New England, 2017
- 7 NFC-D: Dal. Cowboys vs. L.A. Rams, 1973
- SB: Dal. Cowboys vs. Pittsburgh, 1975
- AFC-FR: Hou. Oilers vs. Oak. Raiders, 1980
- NFC-D: Washington vs. Chi. Bears, 1984
- SB: New England vs. Chi. Bears, 1985
- AFC-FR: Kansas City vs. S.D. Chargers, 1992
- AFC-D: Pittsburgh vs. Buffalo, 1992
- SB: Carolina vs. Denver, 2015
- AFC-FR: Bal. Ravens vs. L.A. Chargers, 2018
- AFC-FR: Hou. Texans vs. Buffalo, 2019 (ot)
- NFC-FR: Philadelphia vs. Seattle, 2019
- SB: Cincinnati vs. L.A. Rams, 2021

**Most Times Sacked, Both Teams, Game**

- 13 AFC: Kansas City (9) vs. Buffalo (4), 1966
- AFC-D: N.Y. Jets (9) vs. Cle. Browns (4), 1986 (ot)
- 12 NFC-D: Dal. Cowboys (7) vs. L.A. Rams (5), 1973
- NFC-D: Washington (7) vs. Chi. Bears (5), 1984
- NFC: Chi. Bears (9) vs. San Francisco (3), 1984
- AFC-FR: Kansas City (7) vs. S.D. Chargers (5), 1992
- SB: Carolina (7) vs. Denver (5), 2015
- 11 AFC-D: Hou. Oilers (9) vs. Kansas City (2), 1993
- AFC-D: Pittsburgh (6) vs. Bal. Ravens (5), 2010

**Fewest Times Sacked, Both Teams, Game**

- 0 AFC-D: Buffalo vs. Pittsburgh, 1974
- AFC-FR: Pittsburgh vs. S.D. Chargers, 1982
- AFC: Miami vs. Pittsburgh, 1984
- AFC-D: Buffalo vs. Miami, 1990
- AFC-D: Denver vs. Hou. Oilers, 1991
- AFC-FR: Buffalo vs. Miami, 1995
- AFC-D: Indianapolis vs. Tennessee, 1999
- AFC-D: Indianapolis vs. S.D. Chargers, 2007
- NFC-D: N.Y. Giants vs. Philadelphia, 2008
- AFC-FR: Pittsburgh vs. Cle. Browns, 2020
- 1 In many games

**TOUCHDOWNS****Most Touchdowns, Game**

- 6 AFC-D: Oak. Raiders vs. Hou. Oilers, 1969
- SB: San Francisco vs. S.D. Chargers, 1994
- AFC-D: New England vs. Denver, 2011
- AFC-FR: Kansas City vs. Pittsburgh, 2021
- 5 NFC: Chi. Bears vs. Washington, 1943
- NFC: Detroit vs. Cle. Browns, 1957
- AFC-D: Oak. Raiders vs. Kansas City, 1968
- SB: San Francisco vs. Denver, 1989
- NFC-D: St.L. Rams vs. Minnesota, 1999
- NFC: N.Y. Giants vs. Minnesota, 2000
- AFC-FR: Indianapolis vs. Denver, 2003
- NFC-FR: Arizona vs. Green Bay, 2009 (ot)
- AFC-D: Pittsburgh vs. Jacksonville, 2017
- AFC-D: Kansas City vs. Hou. Texans, 2019
- AFC-FR: Buffalo vs. New England, 2021
- 4 By many teams

## POSTSEASON RECORDS

### Most Touchdowns, Both Teams, Game

- 9 NFC-D: St.L. Rams (5) vs. Minnesota (4), 1999  
NFC-FR: Arizona (5) vs. Green Bay (4), 2009 (ot)
- 8 AFC-FR: Buffalo (4) vs. Hou. Oilers (4), 1992 (ot)  
AFC-FR: Indianapolis (4) vs. Kansas City (4), 2013  
AFC-D: New England (4) vs. Bal. Ravens (4), 2014  
AFC-FR: Kansas City (6) vs. Pittsburgh (2), 2021
- 7 NFC: Chi. Bears (5) vs. Washington (2), 1943  
AFC-D: Oak. Raiders (6) vs. Hou. Oilers (1), 1969  
SB: Pittsburgh (4) vs. Dal. Cowboys (3), 1978  
AFC-D: Miami (4) vs. S.D. Chargers (3), 1981 (ot)  
AFC: Miami (4) vs. Pittsburgh (3), 1984  
AFC-D: Buffalo (4) vs. Cle. Browns (3), 1989  
SB: San Francisco (6) vs. S.D. Chargers (1), 1994  
NFC-FR: Detroit (4) vs. Philadelphia (3), 1995  
NFC-FR: New Orleans (4) vs. St.L. Rams (3), 2000  
NFC-FR: N.Y. Giants (4) vs. San Francisco (3), 2002  
NFC: Arizona (4) vs. Philadelphia (3), 2008  
NFC-D: New Orleans (4) vs. San Francisco (3), 2011  
NFC: Atlanta (4) vs. Green Bay (3), 2016  
SB: Philadelphia (4) vs. New England (3), 2017  
AFC-D: Kansas City (5) vs. Hou. Texans (2), 2019  
AFC-FR: Pittsburgh (4) vs. Cle. Browns (3), 2020  
AFC-FR: Buffalo (5) vs. New England (2), 2021  
AFC-DIV: Buffalo (4) vs. Kansas City (3), 2021

### INTERCEPTIONS BY

#### Most Interceptions By, Game

- 8 NFC: Chi. Bears vs. Washington, 1940
- 7 NFC: Cle. Browns vs. L.A. Rams, 1955
- 6 NFC: Green Bay vs. N.Y. Giants, 1939  
NFC: Chi. Bears vs. N.Y. Giants, 1946  
NFC: Cle. Browns vs. Detroit, 1954  
AFC: S.D. Chargers vs. Hou. Oilers, 1961  
AFC: Buffalo vs. L.A. Raiders, 1990  
NFC-FR: Philadelphia vs. Detroit, 1995  
NFC-D: St.L. Rams vs. Green Bay, 2001

#### Most Interceptions By, Both Teams, Game

- 10 NFC: Cle. Browns (7) vs. L.A. Rams (3), 1955  
AFC: S.D. Chargers (6) vs. Hou. Oilers (4), 1961
- 9 NFC: Green Bay (6) vs. N.Y. Giants (3), 1939
- 8 NFC: Chi. Bears (8) vs. Washington (0), 1940  
NFC: Chi. Bears (6) vs. N.Y. Giants (2), 1946  
NFC: Cle. Browns (6) vs. Detroit (2), 1954  
AFC-FR: Buffalo (4) vs. N.Y. Jets (4), 1981  
AFC: Miami (5) vs. N.Y. Jets (3), 1982

### YARDS GAINED

#### Most Yards Gained, Game

- 172 SB: Tampa Bay vs. Oak. Raiders, 2002
- 161 NFC-D: St.L. Rams vs. Green Bay, 2001
- 138 AFC-FR: N.Y. Jets vs. Cincinnati, 1982

#### Most Yards Gained, Both Teams, Game

- 184 SB: Tampa Bay (172) vs. Oak. Raiders (12), 2002
- 161 NFC-D: St.L. Rams (161) vs. Green Bay (0), 2001
- 149 NFC: Cle. Browns (103) vs. L.A. Rams (46), 1955

### TOUCHDOWNS

#### Most Touchdowns, Game

- 3 NFC: Chi. Bears vs. Washington, 1940  
NFC-D: St.L. Rams vs. Green Bay, 2001  
SB: Tampa Bay vs. Oak. Raiders, 2002
- 2 NFC-D: L.A. Rams vs. St.L. Cardinals, 1975  
NFC-FR: Philadelphia vs. Detroit, 1995  
NFC-FR: Seattle vs. Washington, 2007
- 1 In many games

### Most Touchdowns, Both Teams, Game

- 3 NFC: Chi. Bears (3) vs. Washington (0), 1940  
NFC-D: St.L. Rams (3) vs. Green Bay (0), 2001  
SB: Tampa Bay (3) vs. Oak. Raiders (0), 2002
- 2 NFC-D: L.A. Rams (2) vs. St.L. Cardinals (0), 1975  
NFC-D: Dal. Cowboys (1) vs. Green Bay (1), 1982  
NFC-D: Minnesota (1) vs. San Francisco (1), 1987  
NFC-FR: Detroit (1) vs. Green Bay (1), 1993  
NFC-FR: Philadelphia (2) vs. Detroit (0), 1995  
AFC-FR: Buffalo (1) vs. Jacksonville (1), 1996  
NFC-FR: Seattle (2) vs. Washington (0), 2007
- 1 In many games

### PUNTING

#### Most Punts, Game

- 14 AFC-D: N.Y. Jets vs. Cle. Browns, 1986 (ot)
- 13 NFC: N.Y. Giants vs. Chi. Bears, 1933  
AFC-D: Bal. Colts vs. Oak. Raiders, 1977 (ot)
- 12 NFC: N.Y. Giants vs. San Francisco, 2011 (ot)

#### Fewest Punts, Game

- 0 NFC-FR: St.L. Cardinals vs. Green Bay, 1982  
AFC-FR: N.Y. Jets vs. Cincinnati, 1982  
AFC-FR: Indianapolis vs. Denver, 2003  
AFC-D: Kansas City vs. Indianapolis, 2003  
AFC-D: Indianapolis vs. Kansas City, 2003  
NFC-D: Green Bay vs. Atlanta, 2010  
NFC-FR: New Orleans vs. Detroit, 2011  
AFC-D: Denver vs. S.D. Chargers, 2013  
SB: New England vs. Philadelphia, 2017  
AFC-D: Kansas City vs. Cle. Browns, 2020  
AFC-FR: Buffalo vs. New England, 2021
- 1 By many teams

#### Most Punts, Both Teams, Game

- 23 NFC: N.Y. Giants (13) vs. Chi. Bears (10), 1933
- 22 AFC-D: N.Y. Jets (14) vs. Cle. Browns (8), 1986 (ot)  
NFC: N.Y. Giants (12) vs. San Francisco (10), 2011 (ot)
- 21 AFC-D: Bal. Colts (13) vs. Oak. Raiders (8), 1977 (ot)  
NFC: L.A. Rams (11) vs. Chi. Bears (10), 1985  
SB: N.Y. Giants (11) vs. Bal. Ravens (10), 2000

#### Fewest Punts, Both Teams, Game

- 0 AFC-D: Kansas City vs. Indianapolis, 2003
- 1 NFC-FR: St.L. Cardinals (0) vs. Green Bay (1), 1982  
SB: New England (0) vs. Philadelphia (1), 2017
- 2 AFC-FR: N.Y. Jets (0) vs. Cincinnati (2), 1982  
SB: Atlanta (1) vs. Denver (1), 1998  
AFC-FR: Indianapolis (0) vs. Denver (2), 2003  
AFC-D: New England (1) vs. Jacksonville (1), 2007  
NFC-FR: Arizona (1) vs. Green Bay (1), 2009 (ot)  
AFC-D: Kansas City (0) vs. Cle. Browns (2), 2020

### AVERAGE YARDAGE

#### Highest Average, Punting, Game (4 punts)

- 56.0 AFC: Oak. Raiders vs. S.D. Chargers, 1980
- 55.8 NFC-FR: Seattle vs. L.A. Rams, 2020
- 53.8 NFC: New York vs. Detroit, 1935

#### Lowest Average, Punting, Game (4 punts)

- 21.9 NFC: Green Bay vs. N.Y. Giants, 1962
- 24.9 NFC: Washington vs. Chi. Bears, 1937
- 25.3 AFC-FR: Pittsburgh vs. Hou. Oilers, 1989

### PUNT RETURNS

#### Most Punt Returns, Game

- 8 NFC: Green Bay vs. N.Y. Giants, 1944  
NFC: San Francisco vs. N.Y. Giants, 2011 (ot)
- 7 By many teams

#### Most Punt Returns, Both Teams, Game

- 14 NFC: San Francisco (8) vs. N.Y. Giants (6), 2011 (ot)
- 13 AFC-FR: Hou. Oilers (7) vs. Oak. Raiders (6), 1980
- 12 AFC-D: New England (7) vs. Pittsburgh (5), 1996



## POSTSEASON RECORDS

**Fewest Punt Returns, Both Teams, Game**

- 0 NFC: Chi. Bears vs. N.Y. Giants, 1941  
 AFC: Bos. Patriots vs. S.D. Chargers, 1963  
 NFC-FR: Green Bay vs. St.L. Cardinals, 1982  
 AFC-FR: Hou. Oilers vs. N.Y. Jets, 1991  
 AFC-D: Denver vs. Hou. Oilers, 1991  
 NFC-D: San Francisco vs. Washington, 1992  
 SB: Denver vs. Green Bay, 1997  
 SB: Atlanta vs. Denver, 1998  
 AFC-FR: Oak. Raiders vs. N.Y. Jets, 2001  
 AFC-D: N.Y. Jets vs. Oak. Raiders, 2002  
 AFC-FR: Denver vs. Indianapolis, 2003  
 NFC-D: Carolina vs. St.L. Rams, 2003  
 AFC-D: Indianapolis vs. Kansas City, 2003  
 AFC-FR: Kansas City vs. Bal. Ravens, 2010  
 NFC-D: Atlanta vs. Green Bay, 2010  
 AFC: Denver vs. New England, 2013  
 AFC-FR: Pittsburgh vs. Bal. Ravens, 2014  
 AFC-D: Pittsburgh vs. Jacksonville, 2017  
 SB: New England vs. Philadelphia, 2017  
 AFC-D: Bal. Ravens vs. Tennessee, 2019
- 1 In many games

**YARDS GAINED****Most Yards Gained, Game**

- 155 NFC-D: Dal. Cowboys vs. Cle. Browns, 1967  
 152 NFC-D: Atlanta vs. St.L. Rams, 2004  
 150 NFC: Chi. Cardinals vs. Philadelphia, 1947

**Fewest Yards Gained, Game**

- 11 AFC: Kansas City vs. New England, 2018 (ot)  
 -10 NFC: Green Bay vs. Cle. Browns, 1965  
 -9 NFC: Dal. Cowboys vs. Green Bay, 1966  
 AFC-D: Kansas City vs. Oak. Raiders, 1968

**Most Yards Gained, Both Teams, Game**

- 166 NFC-D: Dal. Cowboys (155) vs. Cle. Browns (11), 1967  
 AFC-D: Bal. Ravens (99) vs. Pittsburgh (67), 2001

- 160 NFC: Chi. Cardinals (150) vs. Philadelphia (10), 1947  
 152 NFC-D: Atlanta (152) vs. St.L. Rams (0), 2004

**Fewest Yards Gained, Both Teams, Game**

- 9 NFC: Dal. Cowboys (-9) vs. Green Bay (0), 1966  
 -6 AFC-D: Miami (-5) vs. Oak. Raiders (-1), 1970  
 -3 NFC-D: San Francisco (-5) vs. Dal. Cowboys (2), 1972

**TOUCHDOWNS****Most Touchdowns, Game**

- 1 By 21 teams

**KICKOFF RETURNS****Most Kickoff Returns, Game**

- 10 NFC-D: L.A. Rams vs. Washington, 1983  
 NFC-FR: Detroit vs. Philadelphia, 1995  
 9 NFC: Chi. Bears vs. N.Y. Giants, 1956  
 AFC: Bos. Patriots vs. S.D. Chargers, 1963  
 AFC: Hou. Oilers vs. Oak. Raiders, 1967  
 SB: Denver vs. San Francisco, 1989  
 AFC-D: Miami vs. Buffalo, 1990  
 AFC: L.A. Raiders vs. Buffalo, 1990  
 AFC-D: Miami vs. Jacksonville, 1999  
 SB: Oak. Raiders vs. Tampa Bay, 2002  
 8 By many teams

**Most Kickoff Returns, Both Teams, Game**

- 15 AFC-D: Miami (9) vs. Buffalo (6), 1990  
 14 NFC-FR: Detroit (10) vs. Philadelphia (4), 1995  
 13 NFC-D: Green Bay (7) vs. Dal. Cowboys (6), 1982  
 NFC-FR: Green Bay (7) vs. San Francisco (6), 1998  
 AFC-FR: N.Y. Jets (8) vs. Oak. Raiders (5), 2001  
 NFC-FR: San Francisco (7) vs. N.Y. Giants (6), 2002  
 AFC-D: Tennessee (7) vs. Pittsburgh (6), 2002  
 SB: Oak. Raiders (9) vs. Tampa Bay (4), 2002

- NFC-FR: Seattle (7) vs. Green Bay (6), 2003 (ot)  
 AFC-D: Kansas City (7) vs. Indianapolis (6), 2003  
 AFC: Pittsburgh (8) vs. New England (5), 2004  
 AFC: New England (8) vs. Indianapolis (5), 2006

**Fewest Kickoff Returns, Both Teams, Game**

- 0 AFC-D: Denver vs. Pittsburgh, 2015  
 NFC-FR: New Orleans vs. Carolina, 2017  
 NFC: Philadelphia vs. Minnesota, 2017  
 NFC-D: New Orleans vs. Tampa Bay, 2020  
 1 NFC: Green Bay (0) vs. Bos. Redskins (1), 1936  
 AFC-FR: S.D. Chargers (0) vs. Kansas City (1), 1992  
 AFC-FR: Hou. Texans (0) vs. Cincinnati (1), 2011  
 AFC-FR: Pittsburgh (0) vs. Denver (1), 2011 (ot)  
 AFC: New England (0) vs. Denver (1), 2013  
 AFC-FR: Hou. Texans (0) vs. Kansas City (1), 2015  
 AFC-FR: Jacksonville (0) vs. Buffalo (1), 2017  
 AFC-FR: Indianapolis (0) vs. Hou. Texans (1), 2018  
 AFC-D: Bal. Ravens (0) vs. Buffalo (1), 2020  
 SB: Cincinnati (0) vs. L.A. Rams (1), 2021  
 2 NFC-D: L.A. Rams (0) vs. Chi. Bears (2), 1950  
 AFC: Hou. Oilers (0) vs. S.D. Chargers (2), 1961  
 AFC-D: Oak. Raiders (1) vs. Pittsburgh (1), 1972  
 AFC-D: N.Y. Jets (0) vs. L.A. Raiders (2), 1982  
 AFC: Miami (1) vs. N.Y. Jets (1), 1982  
 NFC: N.Y. Giants (0) vs. Washington (2), 1986  
 AFC-FR: Indianapolis (0) vs. Bal. Ravens (2), 2012  
 AFC-D: Denver (0) vs. Indianapolis (2), 2014  
 AFC: Denver (1) vs. New England (1), 2015  
 NFC-D: Dal. Cowboys (0) vs. Green Bay (2), 2016  
 NFC-D: Minnesota (0) vs. New Orleans (2), 2017  
 NFC-FR: Dal. Cowboys (1) vs. Seattle (1), 2018  
 SB: L.A. Rams (1) vs. New England (1), 2018  
 AFC-FR: Buffalo (0) vs. Hou. Texans (2), 2019 (ot)  
 NFC-FR: New Orleans (0) vs. Chi. Bears (2), 2020  
 AFC-D: Kansas City (0) vs. Cle. Browns (2), 2020  
 AFC-D: Kansas City (1) vs. Buffalo (1), 2021 (ot)

**YARDS GAINED****Most Yards Gained, Game**

- 244 SB: S.D. Chargers vs. San Francisco, 1994  
 232 NFC-D: Atlanta vs. Green Bay, 2010  
 231 AFC: New England vs. Indianapolis, 2006

**Most Yards Gained, Both Teams, Game**

- 379 AFC-D: Bal. Colts (193) vs. Oak. Raiders (186), 1977 (ot)  
 348 NFC-D: Minnesota (174) vs. St.L. Rams (174), 1999  
 323 AFC-D: New England (231) vs. Indianapolis (92), 2006

**Fewest Yards Gained, Both Teams, Game**

- 0 AFC-D: Denver vs. Pittsburgh, 2015  
 NFC-FR: New Orleans vs. Carolina, 2017  
 NFC: Philadelphia vs. Minnesota, 2017  
 NFC-D: New Orleans vs. Tampa Bay, 2020  
 4 AFC: New England (0) vs. Denver (4), 2013  
 5 AFC-FR: S.D. Chargers (0) vs. Kansas City (5), 1992

**TOUCHDOWNS****Most Touchdowns, Game**

- 1 NFC-D: San Francisco vs. Dal. Cowboys, 1972  
 AFC-D: Miami vs. Oak. Raiders, 1974  
 AFC-D: Bal. Colts vs. Oak. Raiders, 1977 (ot)  
 SB: Miami vs. Washington, 1982  
 SB: Cincinnati vs. San Francisco, 1988  
 AFC-D: Cle. Browns vs. Buffalo, 1989  
 SB: S.D. Chargers vs. San Francisco, 1994  
 SB: Green Bay vs. New England, 1996  
 NFC: San Francisco vs. Green Bay, 1997  
 SB: Atlanta vs. Denver, 1998  
 AFC-FR: Tennessee vs. Buffalo, 1999  
 AFC-FR: Seattle vs. Miami, 1999  
 NFC-D: Washington vs. Tampa Bay, 1999  
 NFC-D: St.L. Rams vs. Minnesota, 1999

## POSTSEASON RECORDS

AFC: Tennessee vs. Jacksonville, 1999  
 NFC-D: N.Y. Giants vs. Philadelphia, 2000  
 SB: Bal. Ravens vs. N.Y. Giants, 2000  
 SB: N.Y. Giants vs. Bal. Ravens, 2000  
 AFC-D: Kansas City vs. Indianapolis, 2003  
 NFC-FR: Dal. Cowboys vs. Seattle, 2006  
 SB: Chi. Bears vs. Indianapolis, 2006  
 NFC-D: Atlanta vs. Green Bay, 2010  
 AFC-D: Denver vs. Bal. Ravens, 2012 (2 ot)  
 SB: Bal. Ravens vs. San Francisco, 2012  
 SB: Seattle vs. Denver, 2013  
 AFC-FR: Kansas City vs. Hou. Texans, 2015  
 AFC-D: New England vs. Hou. Texans, 2016

### Most Touchdowns, Both Teams, Game

2 SB: Bal. Ravens (1) vs. N.Y. Giants (1), 2000

## PENALTIES

### Most Penalties, Game

17 AFC-FR: L.A. Raiders vs. Denver, 1993  
 14 AFC-FR: Oak. Raiders vs. Hou. Oilers, 1980  
 NFC-D: San Francisco vs. N.Y. Giants, 1981  
 AFC: Oak. Raiders vs. Tennessee, 2002  
 NFC-FR: Dal. Cowboys vs. Philadelphia, 2009  
 NFC-FR: Dal. Cowboys vs. San Francisco, 2021  
 13 AFC-FR: Hou. Oilers vs. Cle. Browns, 1988  
 AFC-D: Hou. Oilers vs. Denver, 1991  
 NFC-D: Arizona vs. Minnesota, 1998  
 NFC-D: Carolina vs. St.L. Rams, 2003 (2 ot)

### Fewest Penalties, Game

0 NFC: Philadelphia vs. Green Bay, 1960  
 NFC-D: Detroit vs. Dal. Cowboys, 1970  
 AFC-D: Miami vs. Oak. Raiders, 1970  
 SB: Miami vs. Dal. Cowboys, 1971  
 NFC-D: Washington vs. Minnesota, 1973  
 SB: Pittsburgh vs. Dal. Cowboys, 1975  
 NFC: San Francisco vs. Chi. Bears, 1988  
 SB: Denver vs. San Francisco, 1989  
 AFC-D: L.A. Raiders vs. Cincinnati, 1990  
 AFC-D: Miami vs. S.D. Chargers, 1992  
 SB: Atlanta vs. Denver, 1998  
 AFC-FR: N.Y. Jets vs. Oak. Raiders, 2001  
 NFC-FR: Carolina vs. Dal. Cowboys, 2003  
 NFC-D: New Orleans vs. San Francisco, 2011  
 AFC-D: Bal. Ravens vs. Hou. Texans, 2011

1 By many teams

### Most Penalties, Both Teams, Game

27 AFC-FR: L.A. Raiders (17) vs. Denver (10), 1993  
 23 NFC-FR: Dal. Cowboys (14) vs. Philadelphia (9), 2009  
 NFC-FR: Dal. Cowboys (14) vs. San Francisco (9), 2021  
 22 AFC-FR: Oak. Raiders (14) vs. Hou. Oilers (8), 1980  
 NFC-D: San Francisco (14) vs. N.Y. Giants (8), 1981  
 AFC-FR: Hou. Oilers (13) vs. Cle. Browns (9), 1988  
 NFC-D: Arizona (13) vs. Minnesota (9), 1998

### Fewest Penalties, Both Teams, Game

1 AFC-D: L.A. Raiders (0) vs. Cincinnati (1), 1990  
 2 NFC: Washington (1) vs. Chi. Bears (1), 1937  
 NFC-D: Washington (0) vs. Minnesota (2), 1973  
 SB: Pittsburgh (0) vs. Dal. Cowboys (2), 1975  
 NFC-FR: Carolina (0) vs. Dal. Cowboys (2), 2003  
 3 AFC: Miami (1) vs. Bal. Ravens (2), 1971  
 NFC: San Francisco (1) vs. Dal. Cowboys (2), 1971  
 SB: Miami (0) vs. Dal. Cowboys (3), 1971  
 AFC-D: Pittsburgh (1) vs. Oak. Raiders (2), 1972  
 AFC-D: Miami (1) vs. Cincinnati (2), 1973  
 SB: Miami (1) vs. San Francisco (2), 1984  
 NFC: San Francisco (0) vs. Chi. Bears (3), 1988  
 AFC: New England (1) vs. Pittsburgh (2), 2004  
 AFC: S.D. Chargers (1) vs. New England (2), 2007  
 NFC-D: New Orleans (0) vs. San Francisco (3), 2011  
 AFC-D: Bal. Ravens (0) vs. Hou. Texans (3), 2011

## YARDS PENALIZED

### Most Yards Penalized, Game

145 NFC-D: San Francisco vs. N.Y. Giants, 1981  
 142 AFC-FR: Pittsburgh vs. Cincinnati, 2015  
 133 SB: Dal. Cowboys vs. Bal. Colts, 1970

### Fewest Yards Penalized, Game

0 By many teams

### Most Yards Penalized, Both Teams, Game

228 NFC-FR: Philadelphia (116) vs. Dal. Cowboys (112), 2009  
 227 AFC-FR: L.A. Raiders (130) vs. Denver (97), 1993  
 221 AFC-FR: Pittsburgh (142) vs. Cincinnati (79), 2015

### Fewest Yards Penalized, Both Teams, Game

5 AFC-D: L.A. Raiders (0) vs. Cincinnati (5), 1990  
 9 NFC-D: Washington (0) vs. Minnesota (9), 1973  
 11 NFC-FR: Carolina (0) vs. Dal. Cowboys (11), 2003

## FUMBLES

### Most Fumbles, Game

8 SB: Buffalo vs. Dal. Cowboys, 1992  
 7 AFC-D: Hou. Oilers vs. Kansas City, 1993  
 6 By 13 teams

### Most Fumbles, Both Teams, Game

12 AFC: Hou. Oilers (6) vs. Pittsburgh (6), 1978  
 SB: Buffalo (8) vs. Dal. Cowboys (4), 1992  
 10 NFC: Chi. Bears (5) vs. N.Y. Giants (5), 1934  
 SB: Dal. Cowboys (6) vs. Denver (4), 1977  
 AFC: Jacksonville (5) vs. Tennessee (5), 1999  
 9 NFC-D: San Francisco (6) vs. Detroit (3), 1957  
 NFC-D: San Francisco (5) vs. Dal. Cowboys (4), 1972  
 NFC: Dal. Cowboys (5) vs. Philadelphia (4), 1980  
 NFC: Minnesota (6) vs. New Orleans (3), 2009 (OT)

### Most Fumbles Lost, Game

5 SB: Buffalo vs. Dal. Cowboys, 1992  
 AFC-D: Miami vs. Jacksonville, 1999  
 4 NFC: N.Y. Giants vs. Bal. Colts, 1958 (ot)  
 AFC: Kansas City vs. Oak. Raiders, 1969  
 SB: Bal. Colts vs. Dal. Cowboys, 1970  
 AFC: Pittsburgh vs. Oak. Raiders, 1975  
 SB: Denver vs. Dal. Cowboys, 1977  
 AFC: Hou. Oilers vs. Pittsburgh, 1978  
 AFC: Miami vs. New England, 1985  
 SB: New England vs. Chi. Bears, 1985  
 NFC-FR: L.A. Rams vs. Washington, 1986  
 NFC-FR: Minnesota vs. Dal. Cowboys, 1996  
 AFC-FR: Buffalo vs. Miami, 1998  
 AFC: N.Y. Jets vs. Denver, 1998  
 AFC: Jacksonville vs. Tennessee, 1999  
 NFC-D: L.A. Rams vs. Tampa Bay, 2021

3 By many teams

### Fewest Fumbles, Both Teams, Game

0 NFC: Green Bay vs. Cle. Browns, 1965  
 AFC-D: Hou. Oilers vs. S.D. Chargers, 1979  
 NFC-D: Dal. Cowboys vs. L.A. Rams, 1979  
 SB: L.A. Rams vs. Pittsburgh, 1979  
 AFC-D: Buffalo vs. Cincinnati, 1981  
 NFC: Minnesota vs. Washington, 1987  
 NFC-D: San Francisco vs. Washington, 1990  
 NFC: Dal. Cowboys vs. Green Bay, 1995  
 AFC-D: New England vs. Pittsburgh, 1996  
 SB: Green Bay vs. New England, 1996  
 AFC-FR: Miami vs. Seattle, 1999  
 AFC-FR: Miami vs. Indianapolis, 2000 (ot)  
 AFC-D: Bal. Ravens vs. Tennessee, 2000  
 SB: Pittsburgh vs. Seattle, 2005  
 SB: Indianapolis vs. New Orleans, 2009  
 NFC-FR: N.Y. Giants vs. Atlanta, 2011  
 NFC-FR: Philadelphia vs. New Orleans, 2013  
 AFC: Denver vs. New England, 2013  
 SB: Seattle vs. New England, 2014  
 NFC-D: Dal. Cowboys vs. Green Bay, 2016

## POSTSEASON RECORDS

AFC-D: New England vs. Tennessee, 2017  
 AFC-FR: Hou. Texans vs. Indianapolis, 2018  
 NFC-FR: Dal. Cowboys vs. Seattle, 2018  
 NFC-FR: Chi. Bears vs. Philadelphia, 2018  
 NFC-D: Green Bay vs. Seattle, 2019  
 AFC-FR: Tennessee vs. Bal. Ravens, 2020  
 AFC-FR: Buffalo vs. New England, 2021  
 AFC-D: Tennessee vs. Cincinnati, 2021  
 NFC: L.A. Rams vs. San Francisco, 2021  
 SB: Cincinnati vs. L.A. Rams, 2021

1 In many games

## RECOVERIES

**Most Total Fumbles Recovered, Game**

8 SB: Dal. Cowboys vs. Denver, 1977 (4 own, 4 opp)  
 7 NFC: Chi. Bears vs. N.Y. Giants, 1934 (5 own, 2 opp)  
 NFC-D: San Francisco vs. Detroit, 1957 (4 own, 3 opp)  
 NFC-D: San Francisco vs. Dal. Cowboys, 1972 (4 own, 3 opp)  
 AFC: Pittsburgh vs. Hou. Oilers, 1978 (3 own, 4 opp)  
 6 AFC: Hou. Oilers vs. S.D. Chargers, 1961 (4 own, 2 opp)  
 AFC-D: Cle. Browns vs. Bal. Colts, 1971 (4 own, 2 opp)  
 AFC-D: Cle. Browns vs. Oak. Raiders, 1980 (5 own, 1 opp)  
 NFC: Philadelphia vs. Dal. Cowboys, 1980 (3 own, 3 opp)  
 SB: Dal. Cowboys vs. Buffalo, 1992 (1 own, 5 opp)  
 NFC-D: Green Bay vs. San Francisco, 1996 (4 own, 2 opp)  
 AFC: Denver vs. N.Y. Jets, 1998 (2 own, 4 opp)  
 AFC: Tennessee vs. Jacksonville, 1999 (2 own, 4 opp)

**Most Own Fumbles Recovered, Game**

5 NFC: Chi. Bears vs. N.Y. Giants, 1934  
 AFC-D: Cle. Browns vs. Oak. Raiders, 1980  
 AFC-D: Bal. Ravens vs. Buffalo, 2020  
 4 By many teams

## TOUCHDOWNS

**Most Touchdowns, Game**

2 SB: Dal. Cowboys vs. Buffalo, 1992

## TURNOVERS

Numbers of times losing the ball on interceptions and fumbles.

**Most Turnovers, Game**

9 NFC: Washington vs. Chi. Bears, 1940  
 NFC: Detroit vs. Cle. Browns, 1954  
 AFC: Hou. Oilers vs. Pittsburgh, 1978  
 SB: Buffalo vs. Dal. Cowboys, 1992  
 8 NFC: N.Y. Giants vs. Chi. Bears, 1946  
 NFC: L.A. Rams vs. Cle. Browns, 1955  
 NFC: Cle. Browns vs. Detroit, 1957  
 SB: Denver vs. Dal. Cowboys, 1977  
 NFC-D: Minnesota vs. Philadelphia, 1980  
 NFC-D: Green Bay vs. St.L. Rams, 2001  
 7 In many games

**Fewest Turnovers, Game**

0 By many teams

**Most Turnovers, Both Teams, Game**

14 AFC: Hou. Oilers (9) vs. Pittsburgh (5), 1978  
 13 NFC: Detroit (9) vs. Cle. Browns (4), 1954  
 AFC: Hou. Oilers (7) vs. S.D. Chargers (6), 1961  
 12 AFC: Pittsburgh (7) vs. Oak. Raiders (5), 1975

**Fewest Turnovers, Both Teams, Game**

0 SB: Buffalo vs. N.Y. Giants, 1990  
 AFC-FR: Kansas City vs. Pittsburgh, 1993 (ot)  
 NFC-FR: Detroit vs. Green Bay, 1994  
 AFC-FR: Denver vs. Jacksonville, 1996  
 SB: St.L. Rams vs. Tennessee, 1999  
 NFC-FR: N.Y. Giants vs. Atlanta, 2011  
 AFC: Denver vs. New England, 2013  
 NFC-FR: Seattle vs. Detroit, 2016  
 AFC-D: New England vs. Tennessee, 2017  
 NFC-D: L.A. Rams vs. Dal. Cowboys, 2018  
 NFC-FR: Philadelphia vs. Seattle, 2019  
 NFC-D: Green Bay vs. Seattle, 2019  
 AFC: Kansas City vs. Tennessee, 2019  
 AFC-FR: Buffalo vs. Indianapolis, 2020  
 NFC-D: Green Bay vs. L.A. Rams, 2020  
 AFC-D: Kansas City vs. Buffalo, 2021 (ot)  
 1 In many games. Most recent:  
 AFC-D: Buffalo (0) vs. Bal. Ravens (1), 2020

## OFFICIALS

Walt Anderson, Senior Vice President of Officiating Training &amp; Development

Perry Fewell, Senior Vice President of Officiating Administration &amp; Communication

Russell Yurk, Vice President, Instant Replay

## NFL OFFICIALS, 2022 ALPHABETICAL ROSTER

No.	Name	Position	College	No.	Name	Position	College
122	Allen, Brad	Referee	Pembroke State	39	Martinez, Rich	Back Judge	Canisius
20	Anderson, Barry	Umpire	North Carolina State	8	McKenzie, Dana	Down Judge	Toledo
72	Banks, Michael	Field Judge	Illinois State	48	Mello, Jim	Down Judge	Northeastern
56	Baynes, Allen	Side Judge	Auburn	118	Meslow, Dave	Side Judge	Augsburg
59	Baynes, Rusty	Line Judge	Auburn-Montgomery	78	Meyer, Greg	Back Judge	TCU
27	Bell, Grantis	Back Judge	West Virginia	115	Michalek, Tony	Umpire	Indiana
32	Bergman, Jeff	Line Judge	Robert Morris	111	Miles, Terrence	Back Judge	Arizona State
91	Bergman, Jerry	Down Judge	Robert Morris	120	Monroe, Jonah	Side Judge	Arkansas
3	Blake, Tra	Referee	Central Florida	49	Moore, Alex	Umpire	St. Petersburg College
34	Blakeman, Clete	Referee	Nebraska	89	Morton, Mike	Umpire	North Carolina
57	Blubaugh, Joe	Field Judge	Pittsburg State	92	Neale, Bryan	Umpire	Indiana
123	Boger, Jerome	Referee	Morehouse	1	Novak, Scott	Referee	Phoenix
2	Boger, Tra	Field Judge	Tulane	24	Oliver, David	Down Judge	Baker
40	Bolinger, Brian	Line Judge	Indiana State	124	Paganelli, Carl	Umpire	Michigan State
74	Bowers, Derick	Down Judge	East Central	105	Paganelli, Dino	Back Judge	Aquinas
98	Bradley, Greg	Line Judge	Tennessee	46	Paganelli, Perry	Back Judge	Hope
43	Brown, Terry	Field Judge	Tennessee	17	Patrick, Steve	Back Judge	Jacksonville State
11	Bryan, Fred	Umpire	Northern Iowa	15	Patterson, Rick	Field Judge	Wofford
86	Buchanan, Jimmy	Side Judge	South Carolina State	79	Payne, Kent	Down Judge	Nebraska Wesleyan
63	Carr, Mike	Down Judge	Wisconsin	131	Pellis, Mark	Umpire	Allegheny
84	Causey, Max	Down Judge	Louisiana Tech	114	Pender, Dominique	Side Judge	Howard
100	Chaka, Maia	Line Judge	Norfolk	9	Perlman, Mark	Line Judge	Salem
41	Cheek, Boris	Side Judge	Morgan State	6	Phillips, Jerod	Down Judge	Northeastern State
51	Cheffers, Carl	Referee	California-Irvine	47	Podraza, Tim	Line Judge	Nebraska
130	Clark, Land	Referee	Sevier Valley Tech	109	Prileau, Dyrol	Field Judge	Johnson C. Smith
16	Codey, Kevin	Line Judge	Western New England	30	Prukop, Todd	Back Judge	Cal State-Fullerton
65	Coleman IV, Walt	Line Judge	Southern Methodist	5	Quirk, Jim	Side Judge	Middlebury
95	Coleman, James	Field Judge	Arkansas	80	Ramsey, Alonzo	Field Judge	Howard
22	Cruse, Brandon	Umpire	S.D. School of Mines	18	Reynard, Clay	Side Judge	California-Davis
134	DeLorenzo, Robin	Down Judge	Fordham	31	Robinson, Mearl	Field Judge	Air Force
25	Dickson, Ryan	Field Judge	Utah	126	Rogers, Brad	Referee	Lubbock Christian
123	Dolce, Mike	Line Judge	Grand Valley State	82	Russell, Jimmy	Back Judge	Pasco Hernandez State
70	Eaton, Tom	Line Judge	Central Florida	50	Santi, Aaron	Field Judge	Southern Oregon
76	Eck, Alan	Umpire	Bloomsburg	45	Seeman, Jeff	Line Judge	Minnesota
96	Edwards, Matt	Back Judge	Western Michigan	104	Shaw, Dale	Side Judge	Allegheny
81	Ellison, Roy	Umpire	Savannah State	60	Shears, Jeff	Field Judge	Denver
61	Ferguson, Keith	Back Judge	San Jose State	113	Short, Danny	Down Judge	North Carolina-Charlotte
90	Fleming, Anthony	Field Judge	Texas A&M Commerce	110	Slaughter, Tab	Umpire	Arkansas State
88	Freeman, Brad	Back Judge	Mississippi State	14	Smith, Shawn	Referee	Ferris State
85	Gallagher, Daniel	Line Judge	Kent State	12	Steed, Greg	Back Judge	Howard
128	George, Ramon	Umpire	Lenoir-Rhyne	68	Stephan, Tom	Down Judge	Pittsburg State
103	Hall, Eugene	Side Judge	North Texas	75	Stewart, Mark	Line Judge	Pittsburg State
107	Hawkshaw, Dave	Side Judge	Justice Institute of B.C.	102	Stritesky, Bruce	Umpire	Embry Riddle
93	Helverson, Scott	Back Judge	Iowa	37	Sutter, Tripp	Line Judge	Nebraska
42	Heydt, Duane	Umpire	South Carolina	53	Thomas, Sarah	Down Judge	Mobile
29	Hill, Adrian	Referee	Buffalo	62	Torbert, Ron	Referee	Michigan State
125	Hill, Chad	Side Judge	Mississippi	13	Turner, Patrick	Down Judge	Cal State-Long Beach
97	Hill, Tom	Field Judge	Carson Newman	99	van Pham, Lo	Side Judge	Colorado
28	Hittner, Mark	Down Judge	Pittsburg State	52	Vinovich, Bill	Referee	San Diego
83	Hochuli, Shawn	Referee	Claremont	26	Walker, Jabir	Field Judge	Murray State
106	Holt, Patrick	Down Judge	North Carolina State	7	Washington, Keith	Side Judge	Virginia Military Institute
35	Hussey, John	Referee	Idaho State	116	Weatherford, Mike	Field Judge	Oklahoma State
36	Jeffries, Anthony	Side Judge	Alabama-Birmingham	58	Willard, Don	Side Judge	Illinois State
117	Jenkins, John	Field Judge	St. Mary's	119	Wilson, Greg	Back Judge	Southern California
101	Johnson, Carl	Line Judge	Nicholls State	54	Woods, Steve	Umpire	Wabash
33	Jones, Nate	Field Judge	Rutgers	4	Wroldstad, Craig	Referee	Washington
67	Josselyn, Tony	Back Judge	Eastern Kentucky	38	Yette, Greg	Back Judge	Howard
55	Kemp, Alex	Referee	Central Michigan				
77	Killens, Terry	Umpire	Penn State				
121	King, Paul	Umpire	Nichols College				
21	Lamberth, Jeff	Side Judge	Texas A&M				
44	LeBlanc, Frank	Down Judge	Lamar Institute of Tech.				
10	Mapp, Julian	Line Judge	Grambling State				
19	Martin, Clay	Referee	Oklahoma Baptist				

*Rosters as of May 2022*

**OFFICIALS**

**NFL OFFICIALS, 2022 ROSTER BY POSITION**

**REFEREES**

No.	Name	NFL Season
122	Brad Allen	.9
3	Tra Blake	.3
34	Clete Blakeman	.15
123	Jerome Boger	.19
51	Carl Cheffers	.23
130	Land Clark	.5
29	Adrian Hill	.13
83	Shawn Hochuli	.9
35	John Hussey	.21
55	Alex Kemp	.9
19	Clay Martin	.8
1	Scott Novak	.9
126	Brad Rogers	.6
14	Shawn Smith	.8
62	Ron Torbert	.13
52	Bill Vinovich	.17
4	Craig Wrolstad	.20

**UMPIRES**

No.	Name	NFL Season
20	Barry Anderson	.16
11	Fred Bryan	.14
22	Brandon Cruse	.1
76	Alan Eck	.7
81	Roy Ellison	.20
128	Ramon George	.7
42	Duane Heydt	.1
77	Terry Killens	.4
121	Paul King	.14
115	Tony Michalek	.21
49	Alex Moore	.1
89	Mike Morton	.1
92	Bryan Neale	.9
124	Carl Paganelli	.24
131	Mark Pellis	.9
110	Tab Slaughter	.3
102	Bruce Stritesky	.17
54	Steve Woods	.6

**DOWN JUDGES**

No.	Name	NFL Season
91	Jerry Bergman	.21
74	Derick Bowers	.20
63	Mike Carr	.6
84	Max Causey	.1
134	Robin DeLorenzo	.1
28	Mark Hittner	.26
106	Patrick Holt	.4
44	Frank LeBlanc	.3
8	Dana McKenzie	.15
48	Jim Mello	.19
24	David Oliver	.6
79	Kent Payne	.19
6	Jerod Phillips	.7
113	Danny Short	.6
68	Tom Stephan	.24
53	Sarah Thomas	.8
13	Patrick Turner	.9

**LINE JUDGES**

No.	Name	NFL Season
59	Rusty Baynes	.13
32	Jeff Bergman	.30
40	Brian Bolinger	.6
98	Greg Bradley	.14
100	Maia Chaka	.2
16	Kevin Codey	.8
65	Walt Coleman IV	.8
123	Mike Dolce	.3
70	Tom Eaton	.3
85	Daniel Gallagher	.3
101	Carl Johnson	.19
10	Julian Mapp	.14
9	Mark Perlman	.22
47	Tim Podraza	.15
45	Jeff Seeman	.21
37	Tripp Sutter	.4
75	Mark Stewart	.5

**FIELD JUDGES**

No.	Name	NFL Season
72	Michael Banks	.21
57	Joe Blubaugh	.3
2	Tra Boger	.1
43	Terry Brown	.17
95	James Coleman	.18
25	Ryan Dickson	.6
90	Anthony Flemming	.3
97	Tom Hill	.24
117	John Jenkins	.9
33	Nate Jones	.4
15	Rick Patterson	.27
109	Dyrol Prioleau	.16
80	Alonzo Ramsey	.1
31	Mearl Robinson	.6
50	Aaron Santl	.8
60	Jeff Shears	.1
26	Jabir Walker	.8
116	Mike Weatherford	.21

**SIDE JUDGES**

No.	Name	NFL Season
56	Allen Baynes	.15
86	Jimmy Buchanan	.14
41	Boris Cheek	.27
103	Eugene Hall	.9
107	Dave Hawkshaw	.4
125	Chad Hill	.5
21	Jeff Lamberth	.21
36	Anthony Jeffries	.5
118	Dave Meslow	.12
120	Jonah Monroe	.8
114	Dominique Pender	.3
5	Jim Quirk	.13
18	Clay Reynard	.3
104	Dale Shaw	.10
99	Lo van Pham	.1
7	Keith Washington	.15
58	Don Willard	.5

**BACK JUDGES**

No.	Name	NFL Season
27	Grantis Bell	.3
96	Matt Edwards	.5
61	Keith Ferguson	.23
88	Brad Freeman	.9
93	Scott Helverson	.20
67	Tony Josselyn	.5
39	Rich Martinez	.9
78	Greg Meyer	.21
111	Terrence Miles	.15
105	Dino Paganelli	.17
46	Perry Paganelli	.25
17	Steve Patrick	.9
30	Todd Prukop	.14
82	Jimmy Russell	.4
12	Greg Steed	.20
119	Greg Wilson	.15
38	Greg Yette	.13

**REPLAY OFFICIALS**

Name	NFL Season
Chad Adams	.2
Roddy Ames	.4
Kevin Brown	.3
Mark Butterworth	.6
Randy Campbell	.1
Tyler Cerimeli	.3
Mike Chase	.6
Saleem Choudhry	.4
Denise Crudup	.1
Bob Hubbell	.1
Andrew Lambert	.3
Brian Matoren	.5
Jamie Nicholson	.3
Kevin Stine	.3
Matthew Sumstine	.4
Mike Wimmer	.10
Artenzia Young-Seigler	.1

## OFFICIALS

## NFL OFFICIALS, 2022 NUMERICAL ROSTER

No.	Name	Position	College	No.	Name	Position	College
1	Novak, Scott	Referee	Phoenix	72	Banks, Michael	Field Judge	Illinois State
2	Boger, Tra	Field Judge	Tulane	74	Bowers, Derick	Down Judge	East Central
3	Blake, Tra	Referee	Central Florida	75	Stewart, Mark	Line Judge	Pittsburg State
4	Wrolstad, Craig	Referee	Washington	76	Eck, Alan	Umpire	Bloomsburg
5	Quirk, Jim	Side Judge	Middlebury	77	Killens, Terry	Umpire	Penn State
6	Phillips, Jerod	Down Judge	Northeastern State	78	Meyer, Greg	Back Judge	TCU
7	Washington, Keith	Side Judge	Virginia Military Institute	79	Payne, Kent	Down Judge	Nebraska Wesleyan
8	McKenzie, Dana	Down Judge	Toledo	80	Ramsey, Alonzo	Field Judge	Howard
9	Perlman, Mark	Line Judge	Salem	81	Ellison, Roy	Umpire	Savannah State
10	Mapp, Julian	Line Judge	Grambling State	82	Russell, Jimmy	Back Judge	Pasco Hernando State
11	Bryan, Fred	Umpire	Northern Iowa	83	Hochuli, Shawn	Referee	Claremont
12	Steed, Greg	Back Judge	Howard	84	Causey, Max	Down Judge	Louisiana Tech
13	Turner, Patrick	Down Judge	Cal State-Long Beach	85	Gallagher, Daniel	Line Judge	Kent State
14	Smith, Shawn	Referee	Ferris State	86	Buchanan, Jimmy	Side Judge	South Carolina State
15	Patterson, Rick	Field Judge	Wofford	88	Freeman, Brad	Back Judge	Mississippi State
16	Codley, Kevin	Line Judge	Western New England	89	Morton, Mike	Umpire	North Carolina
17	Patrick, Steve	Back Judge	Jacksonville State	90	Flemming, Anthony	Field Judge	Texas A&M Commerce
18	Reynard, Clay	Side Judge	California-Davis	91	Bergman, Jerry	Down Judge	Robert Morris
19	Martin, Clay	Referee	Oklahoma Baptist	92	Neale, Bryan	Umpire	Indiana
20	Anderson, Barry	Umpire	North Carolina State	93	Helverson, Scott	Back Judge	Iowa
21	Lamberth, Jeff	Side Judge	Texas A&M	95	Coleman, James	Field Judge	Arkansas
22	Cruse, Brandon	Umpire	S.D. School of Mines	96	Edwards, Matt	Back Judge	Western Michigan
24	Oliver, David	Down Judge	Baker	97	Hill, Tom	Field Judge	Carson Newman
25	Dickson, Ryan	Field Judge	Utah	98	Bradley, Greg	Line Judge	Tennessee
26	Walker, Jabir	Field Judge	Murray State	99	van Pham, Lo	Side Judge	Colorado
27	Bell, Grantis	Back Judge	West Virginia	100	Chaka, Maia	Line Judge	Norfolk
28	Hittner, Mark	Down Judge	Pittsburg State	101	Johnson, Carl	Line Judge	Nicholls State
29	Hill, Adrian	Referee	Buffalo	102	Stritesky, Bruce	Umpire	Embry Riddle
30	Prukop, Todd	Back Judge	Cal State-Fullerton	103	Hall, Eugene	Side Judge	North Texas
31	Robinson, Mearl	Field Judge	Air Force	104	Shaw, Dale	Side Judge	Allegheny
32	Bergman, Jeff	Line Judge	Robert Morris	105	Paganelli, Dino	Back Judge	Aquinas
33	Jones, Nate	Field Judge	Rutgers	106	Holt, Patrick	Down Judge	North Carolina State
34	Blakeman, Clete	Referee	Nebraska	107	Hawkshaw, Dave	Side Judge	Justice Institute of B.C.
35	Hussey, John	Referee	Idaho State	109	Prioleau, Dyrrol	Field Judge	Johnson C. Smith
36	Jeffries, Anthony	Side Judge	Alabama-Birmingham	110	Slaughter, Tab	Umpire	Arkansas State
37	Sutter, Tripp	Line Judge	Nebraska	111	Miles, Terrence	Back Judge	Arizona State
38	Yette, Greg	Back Judge	Howard	113	Short, Danny	Down Judge	North Carolina-Charlotte
39	Martinez, Rich	Back Judge	Canisius	114	Pender, Dominique	Side Judge	Howard
40	Bolinger, Brian	Line Judge	Indiana State	115	Michalek, Tony	Umpire	Indiana
41	Cheek, Boris	Side Judge	Morgan State	116	Weatherford, Mike	Field Judge	Oklahoma State
42	Heydt, Duane	Umpire	South Carolina	117	Jenkins, John	Field Judge	St. Mary's
43	Brown, Terry	Field Judge	Tennessee	118	Meslow, Dave	Side Judge	Augsburg
44	LeBlanc, Frank	Down Judge	Lamar Institute of Tech.	119	Wilson, Greg	Back Judge	Southern California
45	Seeman, Jeff	Line Judge	Minnesota	120	Monroe, Jonah	Side Judge	Arkansas
46	Paganelli, Perry	Back Judge	Hope	121	King, Paul	Umpire	Nichols College
47	Podraza, Tim	Line Judge	Nebraska	122	Allen, Brad	Referee	Pembroke State
48	Mello, Jim	Down Judge	Northeastern	123	Boger, Jerome	Referee	Morehouse
49	Moore, Alex	Umpire	St. Petersburg College	123	Dolce, Mike	Line Judge	Grand Valley State
50	Santi, Aaron	Field Judge	Southern Oregon	124	Paganelli, Carl	Umpire	Michigan State
51	Cheffers, Carl	Referee	California-Irvine	125	Hill, Chad	Side Judge	Mississippi
52	Vinovich, Bill	Referee	San Diego	126	Rogers, Brad	Referee	Lubbock Christian
53	Thomas, Sarah	Down Judge	Mobile	128	George, Ramon	Umpire	Lenoir-Rhyne
54	Woods, Steve	Umpire	Wabash	130	Clark, Land	Referee	Sevier Valley Tech
55	Kemp, Alex	Referee	Central Michigan	131	Pellis, Mark	Umpire	Allegheny
56	Baynes, Allen	Side Judge	Auburn	134	DeLorenzo, Robin	Down Judge	Fordham
57	Blubaugh, Joe	Field Judge	Pittsburg State				
58	Willard, Don	Side Judge	Illinois State				
59	Baynes, Rusty	Line Judge	Auburn-Montgomery				
60	Shears, Jeff	Field Judge	Denver				
61	Ferguson, Keith	Back Judge	San Jose State				
62	Torbert, Ron	Referee	Michigan State				
63	Carr, Mike	Down Judge	Wisconsin				
65	Coleman IV, Walt	Line Judge	Southern Methodist				
67	Josselyn, Tony	Back Judge	Eastern Kentucky				
68	Stephan, Tom	Down Judge	Pittsburg State				
70	Eaton, Tom	Line Judge	Central Florida				

Rosters as of May 2022



# 2022 Record & Fact Supplemental Section

Super Bowl MVPs .....	s-1
Super Bowl Results .....	s-2
Super Bowl Summaries.....	s-3
Pro Bowl Results.....	s-23
Pro Bowl Summaries.....	s-26
Pro Bowl Records .....	s-42
Interconference Games.....	s-46
Overtime Games.....	s-50
Postseason Overtime Games .....	s-80
Overtime Team Won-Loss Records .....	s-82
Overtime Individual Records .....	s-84
Top Rushing Performances, 2021 .....	s-85
Top Passing Performances, 2021.....	s-86
Top Receiving Performances, 2021.....	s-88
Top Sack Performances, 2021 .....	s-90
Chicago All-Star Game .....	s-91
Playoff Bowl .....	s-91
Monday Night Games .....	s-92
Monday Night Won-Loss Records .....	s-98
Sunday Night Games.....	s-100
Sunday Night Won-Loss Records .....	s-104
Thursday-Saturday Night Games .....	s-106
Official Signals.....	s-110
75th Anniversary All-Time NFL Team .....	s-114
All-Time NFL Teams by Decade .....	s-116
All-Time AFL Team .....	s-119
All-Time NFL Team .....	s-119
Digest of Rules.....	s-120
Pro Football Writers of America Record Book and History .....	s-132

# SUPER BOWL SUMMARIES/MVP

## SUPER BOWL COMPOSITE STANDINGS

	W	L	Pct.	Pts.	OP
Baltimore Ravens	2	0	1.000	68	38
Tampa Bay Buccaneers	2	0	1.000	79	30
New Orleans Saints	1	0	1.000	31	17
New York Jets	1	0	1.000	16	7
Green Bay Packers	4	1	.800	158	101
New York Giants	4	1	.800	104	104
Pittsburgh Steelers	6	2	.750	193	164
San Francisco 49ers	5	2	.714	239	154
Dallas Cowboys	5	3	.625	221	132
Las Vegas/Oakland/Los Angeles Raiders	3	2	.600	132	114
Washington Football Team	3	2	.600	122	103
New England Patriots	6	5	.545	246	282
Indianapolis/Baltimore Colts	2	2	.500	69	77
Kansas City Chiefs	2	2	.500	73	93
Chicago Bears	1	1	.500	63	39
Los Angeles/St. Louis Rams	2	3	.400	85	100
Miami Dolphins	2	3	.400	74	103
Denver Broncos	3	5	.375	147	259
Philadelphia Eagles	1	2	.333	72	84
Seattle Seahawks	1	2	.333	77	57
Arizona Cardinals	0	1	.000	23	27
Los Angeles/San Diego Chargers	0	1	.000	26	49
Tennessee Titans	0	1	.000	16	23
Atlanta Falcons	0	2	.000	47	68
Carolina Panthers	0	2	.000	39	56
Cincinnati Bengals	0	3	.000	57	69
Buffalo Bills	0	4	.000	73	139
Minnesota Vikings	0	4	.000	34	95

## SUPER BOWL HOST CITIES\*

Miami/South Florida	11	(Orange Bowl 5, Hard Rock Stadium 6)
New Orleans	10	(Superdome 7, Tulane Stadium 3)
Los Angeles	8	(LA Coliseum 2, Rose Bowl 5, SoFi Stadium 1)
Tampa Bay	5	(Tampa Stadium 2, Raymond James Stadium 3)
Arizona	3	(Sun Devil Stadium 1, U. of Phoenix Stadium 2)
Atlanta	3	(Georgia Dome 2, Mercedes-Benz Stadium 1)
Houston	3	(Rice Stadium 1, NRG Stadium 2)
San Diego	3	
Detroit	2	(Silverdome 1, Ford Field 1)
Minneapolis	2	(Metrodome 1, U.S. Bank Stadium 1)
San Francisco-Bay Area	2	(Stanford Stadium 1, Levi's Stadium 1)
Indianapolis	1	
Jacksonville	1	
New York-New Jersey	1	
North Texas	1	

\*Through 2021 season

## FUTURE SUPER BOWL SITES

Super Bowl LVII	Feb. 12, 2023	State Farm Stadium
	(awarded May 22, 2018)	Arizona
Super Bowl LVIII	Feb. 11, 2024*	Allegiant Stadium
	(awarded Dec. 15, 2021)	Las Vegas
Super Bowl LIX	Feb. 9, 2025*	Caesars Superdome
	(awarded May 22, 2018; modified Oct. 20, 2020)	New Orleans

\*Tentative date

## PETE ROZELLE TROPHY/SUPER BOWL MVPs\*

Super Bowl I	— QB Bart Starr, Green Bay
Super Bowl II	— QB Bart Starr, Green Bay
Super Bowl III	— QB Joe Namath, N.Y. Jets
Super Bowl IV	— QB Len Dawson, Kansas City
Super Bowl V	— LB Chuck Howley, Dallas
Super Bowl VI	— QB Roger Staubach, Dallas
Super Bowl VII	— S Jake Scott, Miami
Super Bowl VIII	— RB Larry Csonka, Miami
Super Bowl IX	— RB Franco Harris, Pittsburgh
Super Bowl X	— WR Lynn Swann, Pittsburgh
Super Bowl XI	— WR Fred Biletnikoff, Oakland
Super Bowl XII	— DT Randy White and DE Harvey Martin, Dallas
Super Bowl XIII	— QB Terry Bradshaw, Pittsburgh
Super Bowl XIV	— QB Terry Bradshaw, Pittsburgh
Super Bowl XV	— QB Jim Plunkett, Oakland
Super Bowl XVI	— QB Joe Montana, San Francisco
Super Bowl XVII	— RB John Riggins, Washington
Super Bowl XVIII	— RB Marcus Allen, L.A. Raiders
Super Bowl XIX	— QB Joe Montana, San Francisco
Super Bowl XX	— DE Richard Dent, Chi. Bears
Super Bowl XXI	— QB Phil Simms, N.Y. Giants
Super Bowl XXII	— QB Doug Williams, Washington
Super Bowl XXIII	— WR Jerry Rice, San Francisco
Super Bowl XXIV	— QB Joe Montana, San Francisco
Super Bowl XXV	— RB Ottis Anderson, N.Y. Giants
Super Bowl XXVI	— QB Mark Rypien, Washington
Super Bowl XXVII	— QB Troy Aikman, Dallas
Super Bowl XXVIII	— RB Emmitt Smith, Dallas
Super Bowl XXIX	— QB Steve Young, San Francisco
Super Bowl XXX	— CB Larry Brown, Dallas
Super Bowl XXXI	— KR-PR Desmond Howard, Green Bay
Super Bowl XXXII	— RB Terrell Davis, Denver
Super Bowl XXXIII	— QB John Elway, Denver
Super Bowl XXXIV	— QB Kurt Warner, St.L. Rams
Super Bowl XXXV	— LB Ray Lewis, Bal. Ravens
Super Bowl XXXVI	— QB Tom Brady, New England
Super Bowl XXXVII	— S Dexter Jackson, Tampa Bay
Super Bowl XXXVIII	— QB Tom Brady, New England
Super Bowl XXXIX	— WR Deion Branch, New England
Super Bowl XL	— WR Hines Ward, Pittsburgh
Super Bowl XLI	— QB Peyton Manning, Indianapolis
Super Bowl XLII	— QB Eli Manning, N.Y. Giants
Super Bowl XLIII	— WR Santonio Holmes, Pittsburgh
Super Bowl XLIV	— QB Drew Brees, New Orleans
Super Bowl XLV	— QB Aaron Rodgers, Green Bay
Super Bowl XLVI	— QB Eli Manning, N.Y. Giants
Super Bowl XLVII	— QB Joe Flacco, Bal. Ravens
Super Bowl XLVIII	— LB Malcolm Smith, Seattle
Super Bowl XLIX	— QB Tom Brady, New England
Super Bowl 50	— LB Von Miller, Denver
Super Bowl LI	— QB Tom Brady, New England
Super Bowl LII	— QB Nick Foles, Philadelphia
Super Bowl LIII	— WR Julian Edelman, New England
Super Bowl LIV	— QB Patrick Mahomes, Kansas City
Super Bowl LV	— QB Tom Brady, Tampa Bay
Super Bowl LVI	— WR Cooper Kupp, L.A. Rams

\* Award named Pete Rozelle Trophy since Super Bowl XXV.

## SUPER BOWL MVP BY POSITION

Quarterback	31	Cornerback	1
Wide Receiver	8	Defensive Tackle	1
Running Back	7	Kick Returner-Punt Returner	1
Linebacker	4		
Defensive End	2		
Safety	2		

A defensive end and defensive tackle shared the Super Bowl XII MVP award.



# SUPER BOWL RESULTS

## RESULTS

*NFC leads, 29-27*

Super Bowl	Date	Winner (Share)	Losers (Share)	Score	Site	Attendance
LVI	2-13-22	L.A. Rams (\$150,000)	Cincinnati (\$75,000)	23-20	Los Angeles	70,048
LV	2-7-21	Tampa Bay (\$130,000)	Kansas City (\$65,000)	31-9	Tampa	24,835
LIV	2-2-20	Kansas City (\$124,000)	San Francisco (\$62,000)	31-20	Miami	62,417
LIII	2-3-19	New England (\$118,000)	L.A. Rams (\$59,000)	13-3	Atlanta	70,081
LII	2-4-18	Philadelphia (\$112,000)	New England (\$56,000)	41-33	Minneapolis	67,612
LI	2-5-17	New England (\$107,000)	Atlanta (\$53,000)	34-28**	Houston	70,807
50	2-7-16	Denver (\$102,000)	Carolina (\$51,000)	24-10	Santa Clara	71,088
XLIX	2-1-15	New England (\$97,000)	Seattle (\$49,000)	28-24	Arizona	70,288
XLVIII	2-2-14	Seattle (\$92,000)	Denver (\$46,000)	43-8	New York-New Jersey	82,529
XLVII	2-3-13	Bal. Ravens (\$88,000)	San Francisco (\$44,000)	34-31	New Orleans	71,024
XLVI	2-5-12	N.Y. Giants (\$88,000)	New England (\$44,000)	21-17	Indianapolis	68,658
XLV	2-6-11	Green Bay (\$83,000)	Pittsburgh (\$42,000)	31-25	North Texas	91,060
XLIV	2-7-10	New Orleans (\$83,000)	Indianapolis (\$42,000)	31-17	South Florida	74,059
XLIII	2-1-09	Pittsburgh (\$78,000)	Arizona (\$40,000)	27-23	Tampa Bay	70,774
XLII	2-3-08	N.Y. Giants (\$78,000)	New England (\$40,000)	17-14	Arizona	71,101
XLI	2-4-07	Indianapolis (\$73,000)	Chi. Bears (\$38,000)	29-17	South Florida	74,512
XL	2-5-06	Pittsburgh (\$73,000)	Seattle (\$38,000)	21-10	Detroit	68,206
XXXIX	2-6-05	New England (\$68,000)	Philadelphia (\$36,500)	24-21	Jacksonville	78,125
XXXVIII	2-1-04	New England (\$68,000)	Carolina (\$36,500)	32-29	Houston	71,525
* XXXVII	1-26-03	Tampa Bay (\$63,000)	Oak. Raiders (\$35,000)	48-21	San Diego	67,603
* XXXVI	2-3-02	New England (\$63,000)	St.L. Rams (\$34,500)	20-17	New Orleans	72,922
XXXV	1-28-01	Bal. Ravens (\$58,000)	N.Y. Giants (\$34,500)	34-7	Tampa Bay	71,921
* XXXIV	1-30-00	St.L. Rams (\$58,000)	Tennessee (\$33,000)	23-16	Atlanta	72,625
XXXIII	1-31-99	Denver (\$53,000)	Atlanta (\$32,500)	34-19	South Florida	74,803
XXXII	1-25-98	Denver (\$48,000)	Green Bay (\$29,000)	31-24	San Diego	68,912
XXXI	1-26-97	Green Bay (\$48,000)	New England (\$29,000)	35-21	New Orleans	72,301
XXX	1-28-96	Dal. Cowboys (\$42,000)	Pittsburgh (\$27,000)	27-17	Arizona	76,347
XXIX	1-29-95	San Francisco (\$42,000)	S.D. Chargers (\$26,000)	49-26	South Florida	74,107
* XXVIII	1-30-94	Dal. Cowboys (\$38,000)	Buffalo (\$23,500)	30-13	Atlanta	72,817
XXVII	1-31-93	Dal. Cowboys (\$36,000)	Buffalo (\$18,000)	52-17	Pasadena	98,374
XXVI	1-26-92	Washington (\$36,000)	Buffalo (\$18,000)	37-24	Minneapolis	63,130
* XXV	1-27-91	N.Y. Giants (\$36,000)	Buffalo (\$18,000)	20-19	Tampa Bay	73,813
XXIV	1-28-90	San Francisco (\$36,000)	Denver (\$18,000)	55-10	New Orleans	72,919
XXIII	1-22-89	San Francisco (\$36,000)	Cincinnati (\$18,000)	20-16	South Florida	75,129
XXII	1-31-88	Washington (\$36,000)	Denver (\$18,000)	42-10	San Diego	73,302
XXI	1-25-87	N.Y. Giants (\$36,000)	Denver (\$18,000)	39-20	Pasadena	101,063
XX	1-26-86	Chi. Bears (\$36,000)	New England (\$18,000)	46-10	New Orleans	73,818
XIX	1-20-85	San Francisco (\$36,000)	Miami (\$18,000)	38-16	Stanford	84,059
XVIII	1-22-84	L.A. Raiders (\$36,000)	Washington (\$18,000)	38-9	Tampa Bay	72,920
* XVII	1-30-83	Washington (\$36,000)	Miami (\$18,000)	27-17	Pasadena	103,667
XVI	1-24-82	San Francisco (\$18,000)	Cincinnati (\$9,000)	26-21	Pontiac	81,270
XV	1-25-81	Oak. Raiders (\$18,000)	Philadelphia (\$9,000)	27-10	New Orleans	76,135
XIV	1-20-80	Pittsburgh (\$18,000)	L.A. Rams (\$9,000)	31-19	Pasadena	103,985
XIII	1-21-79	Pittsburgh (\$18,000)	Dal. Cowboys (\$9,000)	35-31	South Florida	79,484
XII	1-15-78	Dal. Cowboys (\$18,000)	Denver (\$9,000)	27-10	New Orleans	75,583
XI	1-9-77	Oak. Raiders (\$15,000)	Minnesota (\$7,500)	32-14	Pasadena	103,438
X	1-18-76	Pittsburgh (\$15,000)	Dal. Cowboys (\$7,500)	21-17	South Florida	80,187
IX	1-12-75	Pittsburgh (\$15,000)	Minnesota (\$7,500)	16-6	New Orleans	80,997
VIII	1-13-74	Miami (\$15,000)	Minnesota (\$7,500)	24-7	Houston	71,882
VII	1-14-73	Miami (\$15,000)	Washington (\$7,500)	14-7	Los Angeles	90,182
VI	1-16-72	Dal. Cowboys (\$15,000)	Miami (\$7,500)	24-3	New Orleans	81,023
V	1-17-71	Bal. Colts (\$15,000)	Dal. Cowboys (\$7,500)	16-13	South Florida	79,204
* IV	1-11-70	Kansas City (\$15,000)	Minnesota (\$7,500)	23-7	New Orleans	80,562
III	1-12-69	N.Y. Jets (\$15,000)	Bal. Colts (\$7,500)	16-7	South Florida	75,389
II	1-14-68	Green Bay (\$15,000)	Oak. Raiders (\$7,500)	33-14	South Florida	75,546
I	1-15-67	Green Bay (\$15,000)	Kansas City (\$7,500)	35-10	Los Angeles	61,946

\* One week between conference championship games and Super Bowl; all others had two weeks between conference championship games and Super Bowl.

\*\* Overtime

*For historical Super Bowl game recaps, box scores, and video highlights, please visit [www.NFL.com/SuperBowl](http://www.NFL.com/SuperBowl).*

# SUPER BOWL LVI SUMMARY

## SUPER BOWL LVI

SoFi Stadium, Los Angeles  
February 13, 2022; Attendance: 70,048

### LOS ANGELES RAMS 23, CINCINNATI 20

Cooper Kupp secured a 1-yard touchdown pass from Matthew Stafford with 1:25 left and the Rams' defense matched a Super Bowl record with seven sacks to propel the franchise to its first Lombardi Trophy since 1999. The Rams, who won their first NFL title representing Los Angeles since 1951, also became the second straight team to win the Super Bowl in its home stadium, following Tampa Bay the year prior. Kupp cemented Super Bowl MVP honors on that winning drive, with four receptions for 39 yards, including the go-ahead touchdown catch. Kupp, who led the league during the regular season in receptions, receiving yards and touchdown catches, also kept the championship march alive from the Rams' 30, when he ran for 7 yards on fourth-and-1. Following Kupp's touchdown, the Rams' relentless pass rush iced the game, pressuring Joe Burrow on a fourth-and-1 incompletion. Kupp finished with eight receptions for 92 yards and two touchdowns, and Sean McVay, 36, became the youngest head coach to win a Super Bowl. While the second half ended in the Rams' column, it began squarely in favor of the Bengals. Just 12 seconds into the third quarter, Burrow found Tee Higgins down the left sideline for a 75-yard touchdown, erasing the Rams' 13-10 halftime lead. Then, on their ensuing possession, an Evan McPherson field goal extended the Bengals' lead to 20-13. But defense kept the Rams in the game, forcing four straight punts. Six of Los Angeles' seven sacks came in the second half, including two each by Rams stalwarts Aaron Donald and Von Miller. Cincinnati managed just one conversion on eight third-down attempts after halftime.

### L.A. Rams (23)                      Cincinnati (20)

Offense		
Odell Beckham Jr.	WR	Tee Higgins
Cooper Kupp	WR	Ja'Marr Chase
Andrew Whitworth	LT	Jonah Williams
David Edwards	LG	Quinton Spain
Brian Allen	C	Trey Hopkins
Austin Corbett	RG	Hakeem Adeniji
Rob Havenstein	RT	Isaiah Prince
Kendall Blanton	TE	C.J. Uzomah
Van Jefferson	WR	Tyler Boyd
Matthew Stafford	QB	Joe Burrow
Cam Akers	RB	Joe Mixon
Defense		
A'Shawn Robinson	DE	Sam Hubbard
Greg Gaines	NT	D.J. Reader
Aaron Donald	DT	B.J. Hill
Von Miller	OLB/DE	Trey Hendrickson
Leonard Floyd	OLB/LB	Logan Wilson
Ernest Jones	LB	Germaine Pratt
Darrious Williams	CB	Mike Hilton
Jalen Ramsey	CB	Eli Apple
David Long	CB	Chidobe Awuzie
Eric Weddle	S	Vonn Bell
Nick Scott	S	Jessie Bates

## SUBSTITUTIONS

**L.A. RAMS**—P 6 J.Hekker, K 8 M.Gay, WR 18 B.Skowronek, WR 19 B.Powell, S 24 T.Rapp, RB 25 S.Michel, S 26 T.Burgess, RB 27 D.Henderson, ILB 32 T.Howard, RB 38 B.Howell, LS 42 M.Orzech, S 43 J.Gervase, OLB 45 O.Okoronkwo, DB 46 G.Haley, ILB 51 T.Reeder, LB 56 C.Rozeboom, LB 58 J.Hollins, OL 65 C.Shelton, OL 68 A.Jackson, DL 69 S.Joseph, OL 71 B.Evans, TE 88 B.Hopkins, DL 93 M.Copeland, DL 96 M.Hoecht. Did not play—QB 13 J.Wolford, CB 21 D.Deayon.

**CINCINNATI**—K 2 E.McPherson, P 10 K.Huber, WR 11 T.Taylor, WR 17 S.Morgan, HB 25 C.Evans, CB 26 T.Waynes, S 31 Mi.Thomas, CB 33 T.Flowers, HB 34 S.Perine, CB 35 J.Davis, S 37 R.Allen, LB 44 C.Johnston, LS 46 C.Harris, LB 47 K.Jones, LB 51 M.Bailey, C 63 T.Hill, DT 68 J.Tupou, NT 69 Z.Kerr, G 70 D.Smith, G 79 J.Carman, WR 80 M.Thomas, TE 84 M.Wilcox, TE 89 D.Sample, DE 90 K.Kareem, EDGE 96 C.Sample. Did not play—QB 8 B.Allen.

## OFFICIALS

Referee—Ron Torbert. Umpire—Bryan Neale. Down Judge—Derrick Bowers. Line Judge—Carl Johnson. Field Judge—Rick Patterson. Side Judge—Keith Washington. Back Judge—Scott Helverson. Replay Official—Roddy Ames.

## SCORING

L.A. Rams (NFC)	7	6	3	7	—	23
Cincinnati (AFC)	3	7	10	0	—	20
LAR	— O.Beckham 17 pass from M.Stafford (M.Gay kick)					
Cin	— FG E.McPherson 29					
LAR	— C.Kupp 11 pass from M.Stafford (pass failed)					
Cin	— T.Higgins 6 pass from J.Mixon (E.McPherson kick)					
Cin	— T.Higgins 75 pass from J.Burrow (E.McPherson kick)					
Cin	— FG E.McPherson 38					
LAR	— FG M.Gay 41					
LAR	— C.Kupp 1 pass from M.Stafford (M.Gay kick)					

## TEAM STATISTICS

	LAR	CIN
Total first downs	18	15
By rushing	2	5
By passing	14	10
By penalty	2	0
Third down efficiency	6-15-40.0%	3-14-21.4%
Fourth down efficiency	1-1-100.0%	1-3-33.3%
Total net yards	313	305
Total offensive plays	66	61
Avg. gain per offensive play	4.7	5
Net yards rushing	43	79
Total rushing plays	23	20
Avg. gain per rushing play	1.9	4.0
Tackles for loss-number and yds.	6-10	0-0
Net yards passing	270	226
Times thrown-yds. lost att. to pass	2-13	7-43
Gross yards passing	283	269
Pass att.-comp.-had int.	41-26-2	34-23-0
Avg gain per pass play	6.3	5.5
Kickoffs-in EZ-touchbacks	5-5-5	5-5-4
Punts number and avg.	6-43.5	6-43.3
Had blocked	0	0
FGs - PATs had blocked	0-0	0-0
Net punting avg.	35.5	39.2
Total ret. yards (not incl. kickoffs)	25	29
No. and yards punt returns	4-25	2-28
No. and yards kickoff returns	1-17	0-0
No. and yards int. returns	0-0	2-1
Penalties number and yards	2-10	4-31
Fumbles number and lost	0-0	0-0
Touchdowns	3	2
Rushing	0	0
Passing	3	2
Extra points made-attempts	2-3	2-2
Kicking made-attempts	2-2	2-2
Passing made-attempts	0-1	0-0
Field goals made-attempts	1-1	2-2
Red zone efficiency	3-3-100%	1-3-33%
Goal to go efficiency	1-1-100%	1-1-100%
Safeties	0	0
Final score	23	20
Time of possession	30:47	29:13

## INDIVIDUAL STATISTICS

**RUSHING:** LAR—C.Akers 13-21-0, D.Henderson 4-7-0, C.Kupp 1-7-0, M.Stafford 3-6-0, S.Michel 2-2-0. CIN—J.Mixon 15-72-0, J.Chase 1-4-0, J.Burrow 2-3-0, S.Perine 2-0-0.

**PASSING:** LAR—M.Stafford 40-26-283-3-2. C.Kupp 1-0-0-0-0. CIN—J.Burrow 33-22-263-1-0. J.Mixon 1-1-6-1-0.

**RECEIVING:** LAR—C.Kupp 8-92-2, B.Hopkins 4-47-0, V.Jefferson 4-23-0, D.Henderson 3-43-0, C.Akers 3-14-0, O.Beckham 2-52-1, B.Skowronek 2-12-0. CIN—J.Chase 5-89-0, T.Boyd 5-48-0, J.Mixon 5-1-0, T.Higgins 4-100-2, C.Uzomah 2-11-0, M.Thomas 1-17-0, C.Evans 1-3-0.

**KICKOFF RETURNS:** LAR—B.Powell 1-17-0. CIN—None.

**PUNT RETURNS:** LAR—B.Powell 4-25-0. CIN—T.Taylor 2-28-0.

**PUNTING:** LAR—J.Hekker 6-261-43.5. CIN—K.Huber 6-260-43.3.

**INTERCEPTIONS:** LAR—None. CIN—C.Awuzie 1-1-0, J.Bates 1-0-0.

**SACKS:** LAR—V.Miller 2-16, A.Donald 2-10, L.Floyd 1-8, E.Jones 1-7, A.Robinson 1-2. CIN—T.Hendrickson 1-7, D.Reader 1-6.

## SUPER BOWL SUMMARIES

### SUPER BOWL LV

Raymond James Stadium, Tampa, Florida  
February 7, 2021, Attendance: 24,835

**TAMPA BAY 31, KANSAS CITY 9**—Tom Brady completed his first season with the Buccaneers in a familiar place, threw two of his three touchdown passes to a familiar target, and Tampa Bay's defense kept the Chiefs out of the end zone to give the franchise its second Super Bowl championship. Brady won his seventh Super Bowl, more than any NFL team, and earned his record fifth Super Bowl MVP, throwing two touchdowns to former Patriots teammate Rob Gronkowski, who came out of retirement prior to the season to join his friend in red, orange and pewter. Meanwhile, the Bucs' defense held Patrick Mahomes out of the end zone for the first time since he became Kansas City's starting quarterback. The Brady-Gronkowski combination produced two first-half scoring strikes, giving the pair an NFL-record 14 postseason touchdowns, and Brady also threw a touchdown pass to Antonio Brown, another important offseason addition, as the Bucs built a 21-6 halftime lead. The lead grew to 28-9 midway through the third quarter on Leonard Fournette's 27-yard touchdown run around right tackle, with an assist by pulling guard Ali Marpet. One play earlier, Brady set up the score with a 25-yard pass to Gronkowski, who led the Bucs with six catches for 67 yards. That's when Tampa Bay's defense took over the game, led by star youngsters Devin White and Antoine Winfield, who each intercepted Mahomes in the second half. White, Tampa Bay's first-round selection in the 2019 NFL Draft, played a significant role in helping the Bucs — the NFC's fifth seed as a Wild Card team — win three road playoff games en route to the Super Bowl. Including his interception and game-leading 12 tackles in the win over the Chiefs, the linebacker had two postseason interceptions and two fumble recoveries. Winfield, Tampa Bay's rookie starting safety, followed Fournette's touchdown by picking off Mahomes on a deep pass intended for Tyreek Hill. Ryan Succop converted the takeaway into three points on his 52-yard field goal, giving the Bucs a 31-9 advantage. The Bucs also posted three second-half sacks. Mahomes finished 26 of 49 for 270 yards and two interceptions. Brady was 21 of 29 for 201 yards with the three touchdowns and no interceptions. Tampa Bay won the Super Bowl for the first time since the 2002 season. The Bucs also became the first team in NFL history to play and win a Super Bowl in its home stadium.

**Kansas City (AFC)** 3 3 3 0 — 9  
**Tampa Bay (NFC)** 7 14 10 0 — 31

KC — FG H.Butker 49  
TB — R.Gronkowski 8 pass from T.Brady (R.Succop kick)  
TB — R.Gronkowski 17 pass from T.Brady (R.Succop kick)  
KC — FG H.Butker 34  
TB — A.Brown 1 pass from T.Brady (R.Succop kick)  
KC — FG H.Butker 52

TB — L.Fournette 27 run (R.Succop kick)  
TB — FG R.Succop 52

### SUPER BOWL LIV

Hard Rock Stadium, Miami, Florida  
February 2, 2020, Attendance: 62,417

**KANSAS CITY 31, SAN FRANCISCO 20**—Patrick Mahomes passed for two touchdowns and ran for another as the Chiefs scored 21 points in the last 6:13 to overcome a 10-point deficit and win their first Super Bowl title in 50 years. The 49ers' defense forced a three-and-out to start the game, and the offense responded with a methodical 10-play 62-yard, nearly six-minute drive to take a 3-0 lead. The Chiefs answered with a 15-play, 75-yard, nearly 7 1/2-minute drive, highlighted by Damien Williams' 4-yard run on fourth-and-1, and capped by Mahomes' 1-yard touchdown run. Three plays later Bashuad Breeland intercepted Jimmy Garoppolo's pass. On the ensuing drive, Williams' second fourth-down conversion led to Harrison Butker's 31-yard field goal and a 10-3 lead. The 49ers responded with a seven-play drive, which culminated with five consecutive plays covering at least 11 yards, and tied the game on Kyle Juszczyk's 15-yard touchdown catch with 5:05 left in the half. Robbie Gould's 42-yard field goal began the second half, and moments later Fred Warner intercepted a pass near midfield. The 49ers capitalized, highlighted by Kendrick Bourne's 26-yard catch and capped by Raheem Mostert's 1-yard run for a 20-10 lead with 2:35 left in the third quarter. The Chiefs drove to the 49ers' 23, but Mahomes' third-down pass was intercepted by Tarvarius Moore with 11:57 to play. The Chiefs' defense forced a punt and Mecole Hardman's fair catch gave Kansas City the ball at their own 17-yard line with 8:53 remaining. After a few first downs, the Chiefs faced third-and-15 on their own 35 with 7:13 to play when Mahomes hit Tyreek Hill with a 44-yard pass deep down the left side. A pass-interference penalty a few plays later set up Travis Kelce's 1-yard touchdown catch with 6:13 left to cut the deficit to 20-17. The Chiefs' defense forced a three-and-out, the offense got the ball back with 5:10 remaining on their own 35, and Mahomes hit Sammy Watkins with a 38-yard pass down the right side. On third-and-goal three plays later, Williams caught a short pass and just made it to the front right pylon for a 24-20 lead with 2:44 left. Garoppolo began the next possession by completing a 16-yard pass to Bourne, but then threw three consecutive incompletions and Frank Clark sacked him on fourth down with 1:25 to play. Two plays later, Williams broke free down the left sideline for a 38-yard touchdown and 31-20 advantage with 1:12 left. Kendall Fuller's interception two plays later clinched the Chiefs' first NFL title since Super Bowl IV. Mahomes was 26 of 42 for 286 yards and two touchdowns, with two interceptions. Williams had 17 carries for 104 yards, and

Hill had nine receptions for 105 yards. Garoppolo was 20 of 31 for 219 yards and one touchdown, with two interceptions.

**San Francisco (NFC)** 3 7 10 0 — 20  
**Kansas City (AFC)** 7 3 0 21 — 31  
SF — FG Gould 38 (7:57)  
KC — Mahomes 1 run (Butker kick) (0:31)  
KC — FG Butker 31 (9:32)  
SF — Juszczyk 15 pass from Garoppolo (Gould kick) (5:05)  
SF — FG Gould 42 (9:29)  
SF — Mostert 1 run (Gould kick) (2:35)  
KC — Kelce 1 pass from Mahomes (Butker kick) (6:13)  
KC — Dam. Williams 5 pass from Mahomes (Butker kick) (2:44)  
KC — Dam. Williams 38 run (Butker kick) (1:12)

### SUPER BOWL LIII

Mercedes-Benz Stadium, Atlanta, Georgia  
February 3, 2019, Attendance: 70,081

**NEW ENGLAND 13, L.A. RAMS 3**—Julian Edelman had 10 catches for 141 yards and the Patriots' defense registered four sacks and forced nine punts to lead New England to its record-tying sixth Super Bowl victory. The Patriots have won three of the past five Super Bowls, with Tom Brady and Bill Belichick each earning their record (for player and coach) sixth Super Bowl ring. Both defenses excelled, as the 16 combined points marked the lowest-scoring game in Super Bowl history. The Patriots were driving on their first possession when Nickell Robey-Coleman jumped a short route, deflected Brady's pass, and Cory Littleton intercepted it at the Rams' 27. The Patriots forced a punt and the offense drove 60 yards, but Stephen Gostkowski's 46-yard field goal attempt sailed wide left. Early in the second quarter, Edelman had a 25-yard catch on third-and-1 to set up Gostkowski's 42-yard field goal for a 3-0 lead with 10:29 left. With 1:16 left in the half the Patriots reached the Rams' 32, but Brady's fourth-and-1 pass fell incomplete. The Patriots' defense allowed just 57 yards and two first downs in the first half while forcing six punts with the Rams getting no closer to the end zone than the Patriots' 42. In the middle of the third quarter the Rams' defense forced a punt. The offense started at their own 23-yard-line and Jared Goff completed a 15-yard pass to Brandin Cooks and 18-yard pass to Robert Woods to set up Greg Zuerlein's 53-yard field goal to tie the game 3-3 with 2:11 left in the third quarter. Following an exchange of punts, Brady and the Patriots regained possession starting on their own 31-yard-line with 9:49 to play. Brady completed four consecutive passes: 18 yards to Rob Gronkowski; 13 yards to Edelman; 7 yards to Rex Burkhead; capped by a 29-yard pass to Gronkowski to the Rams' 2. Sony Michel scored on the next play to give New England a 10-3 lead with 7:00 remaining. Goff completed passes of 19 yards to

## SUPER BOWL SUMMARIES

Cooks, 11 yards to Josh Reynolds and 17 yards to Woods to reach the Patriots' 27. On first down Goff threw down the right side but Duron Harmon knocked it away. On second-and-10, Goff again lofted a pass down the right side and this time it was intercepted by Stephon Gilmore at the 4-yard-line with 4:17 to play. Both Michel and Burkhead had 26-yard runs on the ensuing nine-play, 72-yard drive that culminated with Gostkowski's 41-yard field goal with 1:12 to play. Without any timeouts, Goff completed passes of 24 and 21 yards to Cooks to reach the Patriots' 30 with eight seconds left. Needing two scores, the Rams attempted a 53-yard field goal but Zuerlein's kick sailed wide left. Brady was 21 of 35 for 262 yards, with one interception. Goff was 19 of 28 for 229 yards, with one interception. Cooks had eight receptions for 120 yards.

<b>New England (AFC)</b>	0	3	0	10	—	13
<b>L.A. Rams (NFC)</b>	0	0	3	0	—	3
NE — FG Gostkowski	42	(4:31)				
LAR — FG Zuerlein	53	(12:49)				
NE — Michel	2	run (Gostkowski kick)				
		(8:00)				
NE — FG Gostkowski	41	(13:48)				

### SUPER BOWL LII

U.S. Bank Stadium, Minneapolis, Minnesota  
February 4, 2018, Attendance: 67,612  
**PHILADELPHIA 41, NEW ENGLAND 33**— Nick Foles passed for 373 yards and 3 touchdowns, and caught a touchdown pass, as the Eagles earned the first Super Bowl title in franchise history. Foles had started the last three games of the regular season after an injury ended Carson Wentz's season. The teams combined for a Super Bowl record 1,151 yards, including 613 by the Patriots. After an exchange of field goals to open the game, a 36-yard run by LeGarrette Blount set up Foles' 34-yard touchdown pass to Alshon Jeffery. Jake Elliott missed the extra point. On the Patriots' next possession Stephen Gostkowski missed a 26-yard attempt. The Patriots faced fourth-and-5 from the Eagles' 35 a few minutes later, and Tom Brady's pass for Rob Gronkowski fell incomplete. Blount's 21-yard scoring run six plays later was set up by Foles' 19-yard pass to Zach Ertz on third-and-7. Foles' 2-point conversion pass was incomplete, and New England answered with a Gostkowski field goal, an interception by Duron Harmon, and a 26-yard touchdown run by James White. Gostkowski missed the extra point, and a 55-yard pass from Foles to Corey Clement put the Eagles in the red zone. A few plays later, faced with fourth-and-goal from the Patriots' 1 and 38 seconds left in the half, tight end Trey Burton faked a reverse and instead lofted a touchdown pass to Foles for a 22-12 lead. Gronkowski caught 4 passes, including the 5-yard touchdown toss, to open the second half. Foles completed all three of his third-down passes on the next drive, capped by a 22-yard touchdown pass to Clement. Brady answered with a 26-yard touchdown pass to Chris Hogan to pull within 29-26. On the

next possession, the Patriots' defense held the Eagles to an Elliott field goal, and 3 Danny Amendola catches on the next drive set up Gronkowski's 4-yard touchdown to give New England the lead for the first time, 33-32, with 9:22 to play. Foles engineered a 14-play drive that took seven minutes, one second off the clock. Ertz caught a 7-yard pass on third-and-6, 2-yard pass on fourth-and-1, and capped the drive with an 11-yard touchdown on third-and-7 with 2:21 left for a 38-33 lead. Two plays later, Brandon Graham had the only sack of the game. Brady fumbled and Derek Barnett recovered at the Patriots' 31. Elliott's 46-yard field goal with 1:05 remaining increased the score to 41-33. The Patriots reached their own 49, but Brady's Hail Mary pass was batted down at the goal line as time expired. Foles was 28 of 43 for 373 yards and 3 touchdowns with 1 interception. Clement had 4 catches for 100 yards. Brady was 28 of 48 for a Super Bowl record 505 yards and 3 touchdowns. Gronkowski had 9 catches for 116 yards, Amendola had 8 for 152 and Hogan 6 receptions for 128 yards.

<b>Philadelphia (NFC)</b>	9	13	7	12	—	41
<b>New England (AFC)</b>	3	9	14	7	—	33
Phil — FG Elliott	25	(7:05)				
NE — FG Gostkowski	26	(10:43)				
Phil — Jeffery	34	pass from Foles (kick failed)				
		(12:26)				
Phil — Blount	21	run (pass failed)				
		(6:12)				
NE — FG Gostkowski	45	(7:36)				
NE — White	26	run (kick failed)				
		(12:56)				
Phil — Foles	1	pass from Burton (Elliott kick)				
		(14:26)				
NE — Gronkowski	5	pass from Brady (Gostkowski kick)				
		(2:45)				
Phil — Clement	22	pass from Foles (Elliott kick)				
		(7:42)				
NE — Hogan	26	pass from Brady (Gostkowski kick)				
		(11:37)				
Phil — FG Elliott	42	(0:51)				
NE — Gronkowski	4	pass from Brady (Gostkowski kick)				
		(5:38)				
Phil — Ertz	11	pass from Foles (pass failed)				
		(12:39)				
Phil — FG Elliott	46	(13:55)				

### SUPER BOWL LI

NRG Stadium, Houston, Texas  
February 5, 2017, Attendance: 70,807  
**NEW ENGLAND 34, ATLANTA 28 (OT)**— Tom Brady passed for 466 yards and 2 touchdowns, and James White scored 3 times, as the Patriots rallied from 25 points down in the third quarter to register the largest comeback in Super Bowl history and win their fifth title. New England maintained possession for 40:31 compared to 23:27 for the Falcons, and the Patriots ran more than twice as many plays (93-46). The Falcons strung together consecutive 5-play touchdown drives early in the second quarter, the first started with consecutive catches by Julio Jones to set up Devonta Freeman's 5-yard run, and the latter a 19-yard touchdown pass to Austin Hooper on third-and-9,

to take a 14-0 lead. The Patriots responded with a 6-plus minute drive that included 3 third-down conversions. However, faced with third-and-6 from the Falcons' 23, Brady's short pass to the left side was intercepted by Robert Alford, who raced 82 yards for a touchdown and 21-0 lead. A 28-yard catch by White on the next drive helped set up Stephen Gostkowski's 41-yard field goal just before halftime. After an exchange of punts to begin the second half, Matt Ryan connected on passes of 17 and 35 yards to Taylor Gabriel to highlight a 9-play, 85-yard drive that finished with Ryan's 6-touchdown pass to Tevin Coleman for a 28-3 lead with 8:31 left in the third quarter. The Patriots answered with a 12-play drive that consumed more than six minutes, that was kept alive by Brady's 17-yard pass to Danny Amendola on fourth-and-3, and capped by White's 5-yard touchdown catch with 2:06 left in the quarter. Gostkowski missed the extra point, so Atlanta led 28-9. The Patriots' defense forced a three-and-out, and Brady completed 6 passes on the next drive. But a pair of sacks in the red zone by Grady Jarrett forced New England to settle for a field goal with 9:44 to play, trailing 28-12. Three plays later, on third-and-1, Dont'a Hightower sacked Ryan and forced him to fumble. Alan Branch recovered the ball at the Falcons' 25. Five plays later Amendola caught a 6-yard touchdown pass. White's run up the middle for the 2-point conversion cut the deficit to 28-20 with 5:56 left. Ryan's 27-yard pass to Jones put the ball at the Patriots' 22 with 4:40 to play, but a second-down 12-yard sack by Trey Flowers and third-down holding penalty helped push Atlanta out of field goal range. Matthew Bosher's punt pinned the Patriots back on their 9-yard line with 3:40 remaining. After two incompletions, Brady connected with Chris Hogan for 16 yards and a first down. After another incompleteness, Brady then completed five consecutive passes, including a circus tipped pass catch by Julian Edelman, to set up White's 1-yard touchdown run with 57 seconds to play. Brady completed the game-tying 2-point conversion pass to Amendola. The Patriots' defense forced a punt and the game went to overtime. New England won the toss, and Brady completed the first five passes of the drive (10 consecutive completions when including the previous game-tying drive). After a 10-yard run by White to the Falcons' 15, a pass interference penalty placed the ball on the 2-yard line. White scored over right end two plays later to cap the comeback. Brady's 43 completions and 466 yards were each a Super Bowl record, and White established a record with 14 catches, and equaled one with three touchdowns. Jarrett's 3 sacks tied the Super Bowl record.  
**New England (AFC)** 0 3 6 19 6 — 34  
**Atlanta (NFC)** 0 21 7 0 0 — 28  
Atl — Freeman 5 run (Bryant kick) (2:45)  
Atl — Hooper 19 pass from Ryan (Bryant kick) (6:12)

## SUPER BOWL SUMMARIES

- Atl — Alford 82 interception return (Bryant kick) (12:39)  
 NE — FG Gostkowski 41 (14:58)  
 Atl — Coleman 6 pass from Ryan (Bryant kick) (6:29)  
 NE — White 5 pass from Brady (kick failed) (12:54)  
 NE — FG Gostkowski 33 (5:16)  
 NE — Amendola 6 pass from Brady (White run) (9:04)  
 NE — White 1 run (Amendola pass from Brady) (14:03)  
 NE — White 2 run (3:58)

### SUPER BOWL 50

Levi's Stadium, Santa Clara, Calif.

February 7, 2016, Attendance: 71,088

**DENVER 24, CAROLINA 10**—Von Miller registered 2.5 sacks and forced 2 fumbles that led to both Denver touchdowns as the Broncos won the third Super Bowl title in franchise history. The Broncos defense tallied seven sacks and forced four turnovers, while the Panthers' defense allowed just 194 yards and permitted just 1 first down out of 14 third-down opportunities, with Kony Ealy registering three sacks and an interception. The Broncos opened the game with a 10-play, 64-yard drive, capped by Brandon McManus' 34-yard field goal. After an exchange of punts, the Panthers faced third-and-10 from their own 15-yard line. Von Miller sacked Newton, forced him to fumble, and Malik Jackson fell on the ball in the end zone for a touchdown and 10-0 lead. Early in the second quarter, Newton had scrambles of 11 and 12 yards and connected with Greg Olsen on a key 19-yard pass to set up Jonathan Stewart's 1-yard scoring run to get on the scoreboard. Jordan Norwood's Super Bowl record 61-yard punt return later in the quarter set up McManus' second field goal for a 13-7 lead. Ealy intercepted a pass from Peyton Manning at the Panthers' 20 to keep the Panthers within striking distance. Carolina began the second half by driving to the Broncos' 26, but Graham Gano's 44-yard field-goal attempt hit the right upright. Manning responded with passes of 25 and 22 yards to Emmanuel Sanders to set up McManus' third field goal. T.J. Ward intercepted Newton's pass later in the quarter to maintain the nine-point lead entering the fourth quarter. Ealy sacked Manning and recovered the ball at midfield early in the fourth quarter, and Gano finished the drive with a 39-yard field goal to pull within 16-10 with 10:21 to play. With 4:51 to play, Carolina started on their own 24-yard-line. On third-and-9, Miller sacked Newton, forced him to fumble, and Ward recovered the ball and was tackled on the Panthers' 4 with 4:04 to play. A defensive holding by Carolina kept the ensuing drive alive and C.J. Anderson scored on a 2-yard run. Bennie Fowler made the two-point conversion catch and Denver had a 24-10 lead with 3:08 remaining. Manning was 13 of 23 for 141 yards, with 1 interception. Newton was

- 18 of 41 for 265 yards, with 1 interception.  
**Carolina (NFC)** 0 7 0 3 — 10  
**Denver (AFC)** 10 3 3 8 — 24  
 Den — FG McManus 34 (4:17)  
 Den — Jackson fumble recovery in end zone (McManus kick) (8:33)  
 Car — Stewart 1 run (Gano kick) (3:35)  
 Den — FG McManus 33 (8:02)  
 Den — FG McManus 30 (6:42)  
 Car — FG Gano 39 (4:39)  
 Den — Anderson 2 run (Fowler pass from Manning) (11:52)

### SUPER BOWL XLIX

University of Phoenix Stadium,

Glendale, Arizona

February 1, 2015, Attendance: 70,288

**NEW ENGLAND 28, SEATTLE 24**—Malcolm Butler intercepted a pass at the goal line with 20 seconds remaining to help the Patriots clinch the franchise's fourth Super Bowl title. Bill Belichick tied Chuck Noll for the most Super Bowl titles (4) by a head coach. The Patriots had the first scoring opportunity, but Jeremy Lane intercepted Brady's pass in the end zone. Lane returned the interception to the Seattle 14-yard line and was injured during the return. Brady completed five passes on the next possession, including a pair of third-down conversions, and capped by an 11-yard scoring pass to Brandon LaFell. Seattle scored on a 3-yard run by Marshawn Lynch with 2:16 left in the half, set up by a 44-yard pass deep down the right sideline from Russell Wilson to Chris Matthews—his first career NFL catch—to tie the game. On the next drive Brady connected twice with Shane Vereen for first downs before finding Rob Gronkowski down the right side for a 22-yard touchdown for a 14-7 lead with 31 seconds left in the half. Robert Turbin gained 19 yards on the first play following the kickoff, and Wilson scrambled for 17 on the next. With 11 seconds left in the half Wilson fired a 23-yard pass to Ricardo Lockette, plus a 15-yard facemask penalty, placed the ball at the Patriots' 6-yard line with six seconds remaining. The Seahawks eschewed a field-goal attempt, and Wilson completed an 11-yard touchdown pass to Matthews, his first NFL touchdown, with two seconds left to tie the game. A 45-yard pass to Matthews on the opening drive of the second half helped the Seahawks drive into the red zone, but New England's defense stopped Lynch on third-and-1 and Seattle settled for Steven Hauschka's 27-yard field goal. Bobby Wagner intercepted Brady on the next possession and Wilson capitalized with a 3-yard touchdown pass to Doug Baldwin for a 24-14 lead with 4:54 left in the third quarter. The Seahawks forced a punt and then drove into Patriots' territory, but on third-and-2 Jermaine Kearse could not hold onto Wilson's pass. After an exchange of punts, the Patriots had the ball but were faced with third-and-14 with 10:58 to play.

Badly in need of a first down, Brady found Julian Edelman over the middle for 21 yards. Four plays later, on third-and-8, another 21-yard pass from Brady to Edelman set up Danny Amendola's 4-yard touchdown catch with 7:55 to play to pull the Patriots to within three points. The Patriots' defense forced a three-and-out and Brady engineered a 10-play, 64-yard drive, completing all 8 of his pass attempts, and capped by Edelman's 3-yard catch with 2:02 to play for a 28-24 lead. A 33-yard juggling, deflection catch by Kearse, while on his back, put the ball at the Patriots' 5 with 1:06 to play. Lynch gained 4 yards on the next play. The Patriots had two timeouts but let the clock run down to 26 seconds before the ball was snapped. Wilson attempted a quick pass to the right side. Brandon Browner slowed Kearse at the line and Butler jumped the route and intercepted Wilson's pass to clinch the victory. Brady was 37 of 50 for 328 yards and 4 touchdowns, with 2 interceptions. Vereen had 11 receptions for 64 yards, and Edelman had 9 catches for 109 yards. Wilson was 12 of 21 for 247 yards and 2 touchdowns, with 1 interception. Lynch carried 24 times for 102 yards, and Matthews had 4 receptions for 109 yards.

**New England (AFC)** 0 14 0 14 — 28

**Seattle (NFC)** 0 14 10 0 — 24

- NE — LaFell 11 pass from Brady (Gostkowski kick) (5:13)  
 Sea — Lynch 3 run (Hauschka kick) (12:44)  
 NE — Gronkowski 22 pass from Brady (Gostkowski kick) (14:29)  
 Sea — Matthews 11 pass from Wilson (Hauschka kick) (14:58)  
 Sea — FG Hauschka 27 (3:51)  
 Sea — Baldwin 3 pass from Wilson (Hauschka kick) (10:06)  
 NE — Amendola 4 pass from Brady (Gostkowski kick) (7:05)  
 NE — Edelman 3 pass from Brady (Gostkowski kick) (12:58)

### SUPER BOWL XLVIII

MetLife Stadium,

East Rutherford, New Jersey

February 2, 2014, Attendance: 82,529

**SEATTLE 43, DENVER 8**—En route to winning their first NFL title, the Seahawks' defense forced four turnovers and Percy Harvin returned a kickoff 87 yards for a touchdown as Seattle posted the largest margin of victory in a Super Bowl in 21 years. The game, the first Super Bowl played in an outdoor cold-weather stadium with a 49-degree temperature at kickoff, featured the NFL's number-one defense against the highest-scoring team in NFL history. On the first play from scrimmage, Manny Ramirez' shotgun snap from the 14-yard-line sailed past Peyton Manning. Knowshon Moreno recovered the loose ball in the end zone for a safety just 12 seconds into the game, the quickest score in Super Bowl history. The Seahawks took the ensu-

## SUPER BOWL SUMMARIES

ing free kick and drove 51 yards for a 5-0 lead. The defense then forced a three-and-out, and Russell Wilson completed 3 third-down passes on a 13-play drive that resulted in Steven Hauschka's second field goal and a 8-0 lead. Kam Chancellor intercepted Manning three plays later to set up Marshawn Lynch's 1-yard touchdown run for a 15-0 lead with 12:00 left in the second quarter. At that moment the Seahawks had run 29 plays compared to seven for the Broncos. Denver responded with a 15-play drive, with three third-down conversions. Faced with third-and-13 from the Seahawks' 35, Cliff Avril pressured Manning. His pass intended for Moreno was underthrown and Malcolm Smith intercepted the pass and returned it untouched 69 yards for a touchdown and 22-0 lead. The Broncos drove to the Seahawks' 19, but on fourth-and-2 Chris Clemons tipped Manning's pass and it fell incomplete. Harvin began the second half by taking the kickoff and weaving his way 87 yards for a touchdown and 29-0 lead. Later in the quarter Byron Maxwell forced Demaryius Thomas to fumble and Smith recovered at the Seahawks' 20. Wilson completed a third-down pass to Luke Willson and a few plays later connected with Jermaine Kearse on a 23-yard scoring pass for a 36-0 lead with 2:58 left in the third quarter. Manning completed the last four passes on the next drive, including 12- and 22-yard passes to Wes Welker, and capped by his 14-yard scoring pass to Thomas on a crossing pattern to end the third quarter. Welker caught a 2-point conversion pass to cut the deficit to 36-8. Zach Miller recovered the onside kick and Wilson completed five consecutive passes culminated by a 10-yard touchdown pass to Doug Baldwin for a 43-8 advantage with 11:45 to play. Wilson was 18 of 25 for 206 yards and 2 touchdowns. Manning had a Super Bowl-record 34 completions, out of 49 attempts, for 280 yards and 1 touchdown, with 2 interceptions. Thomas had 13 catches for 118 yards.

**Seattle (NFC)** 8 14 14 7 — 43

**Denver (AFC)** 0 0 8 0 — 8

Sea — Safety, Avril tackled Moreno in end zone (14:48)

Sea — FG Hauschka 31 (10:21)

Sea — FG Hauschka 33 (2:16)

Sea — Lynch 1 run (Hauschka kick) (12:00)

Sea — Smith 69 interception return (Hauschka kick) (3:21)

Sea — Harvin 87 kickoff return (Hauschka kick) (14:48)

Sea — Kearse 23 pass from Wilson (Hauschka kick) (2:58)

Den — D. Thomas 14 pass from Manning (Welker pass from Manning) (0:00)

Sea — Baldwin 10 pass from Wilson (Hauschka kick) (11:45)

### SUPER BOWL XLVII

Mercedes-Benz Superdome,

New Orleans, Louisiana

February 3, 2013, Attendance: 71,024

**BALTIMORE 34, SAN FRANCISCO 31**— Joe Flacco passed for 3 touchdowns and the Ravens held off a second-half rally to win the second Super Bowl in franchise history. The loss for the 49ers marked their franchise's first defeat in six Super Bowls. Jacoby Jones played a pivotal role for the Ravens. His 17-yard punt return less than two minutes into the game gave Baltimore the ball near midfield. On third-and-9 from the 49ers' 18, Flacco's pass fell incomplete. However, Ahmad Brooks lined up offense, giving the Ravens another opportunity. On the next play, Flacco completed a 13-yard touchdown pass to Anquan Boldin. The 49ers responded with a field goal, and on their next possession drove to the Ravens' 24 only to have Courtney Upshaw force LaMichael James to fumble. Arthur Jones recovered for Baltimore, sparking a 75-yard touchdown drive capped by Flacco's 1-yard touchdown pass to Dennis Pitta for a 14-3 lead. On the next play from scrimmage, Ed Reed intercepted Colin Kaepernick's deep pass. The Ravens drove to the 49ers' 14, but on fourth-and-9 kicker Justin Tucker took a direct snap and attempted to gain the first down running left but was stopped by Darcel McBath. The Ravens forced a punt and Flacco connected with Jacoby Jones on a 56-yard touchdown pass deep down the middle for a 21-3 lead. The 49ers added a field goal as the first half expired, but Jones returned the opening kickoff of the second half a Super Bowl-record 108 yards for a 28-6 lead. Faced with third-and-13 from their own 40 with 13:04 left in the third quarter, a power outage at the Mercedes-Benz Superdome delayed the game for 34 minutes. Following the resumption of play, the teams exchanged punts. Kaepernick completed a key 9-yard pass to Randy Moss on third-and-8 and an 18-yard pass to Vernon Davis to set up his 31-yard scoring pass to Michael Crabtree. The 49ers' defense forced a three-and-out, and Ted Ginn Jr. returned the punt 32 yards to set up Frank Gore's 6-yard touchdown run to trim the deficit to 28-20 with 4:59 left in the third quarter. Two plays later Ray Rice fumbled and Tarell Brown recovered. David Akers missed a 39-yard field goal, but a running into the kicker penalty gave him a second chance and Akers converted from 34 yards to cut the lead to 28-23. The Ravens drove to the 49ers' 1, but were stopped on two successive plays and settled for Tucker's 19-yard field goal with 12:54 remaining for a 31-23 lead. On the ensuing possession, a 32-yard catch by Moss and 21-yard run by Gore set up Kaepernick's 15-yard scramble around left end for a touchdown. But his 2-point conversion attempt pass to Moss was overthrown, allowing the Ravens to maintain a 31-29 lead with 9:57 to play. Tucker capped the ensuing 10-play drive with a 38-

yard field goal for a 34-29 advantage with 4:19 to play. A 24-yard catch by Crabtree and 33-yard run by Gore put the ball at the Ravens' 7 with 2:39 to play. James was stopped for a 2-yard gain on first down, and Kaepernick threw two incomplections to set up fourth-and-goal from the Ravens' 5. Kaepernick attempted a fade pass to the right corner of the end zone but his pass landed over Crabtree's head and out of bounds. On fourth-and-7 from the Ravens' 8 with 12 seconds remaining, punter Sam Koch ran along the back of the end zone before Chris Culliver forced him out with four seconds left for a safety. Ginn returned the free kick 31 yards to midfield as time expired. Flacco, who was named the most valuable player, completed 22 of 33 passes for 287 yards and 3 touchdowns. Boldin caught 6 passes for 104 yards. Kaepernick was 16 of 28 for 302 yards and 1 touchdown, with 1 interception. Gore carried 19 times for 110 yards. Davis had 6 catches for 104 yards and Crabtree added 5 receptions for 109 yards.

**Baltimore (AFC)** 7 14 7 6 — 34

**San Francisco (NFC)** 3 3 17 8 — 31

Balt — Boldin 13 pass from Flacco (Tucker kick) (10:36)

SF — FG Akers 36 (3:58)

Balt — Pitta 1 pass from Flacco (Tucker kick) (7:10)

Balt — J. Jones 56 pass from Flacco (Tucker kick) (1:45)

SF — FG Akers 27 (0:00)

Balt — J. Jones 108 kickoff return (Tucker kick) (14:49)

SF — Crabtree 31 pass from Kaepernick (Akers kick) (7:20)

SF — Gore 6 run (Akers kick) (4:59)

SF — FG Akers 34 (3:10)

Balt — FG Tucker 19 (12:54)

SF — Kaepernick 15 run (pass failed) (9:57)

Balt — FG Tucker 38 (4:19)

SF — Safety, Culliver forced Koch out of end zone (0:04)

### SUPER BOWL XLVI

Lucas Oil Stadium, Indianapolis, Indiana

February 5, 2012, Attendance: 68,658

#### NEW YORK GIANTS 21, NEW ENGLAND

**17**—Ahmad Bradshaw scored on a 6-yard touchdown run with 57 seconds remaining to cap an 88-yard drive and lead the Giants to their second Super Bowl victory over the Patriots in five years. The triumph was the Giants' franchise's fourth Super Bowl title. The Patriots' defense forced a punt to begin the game, but Steve Weatherford's punt pinned New England back to its own 6-yard line. On the Patriots' first play, Justin Tucker pressured Tom Brady and forced him to pass deep down the middle of the field, where no players were within range, resulting in an intentional grounding penalty. A safety was enforced by rule, giving the Giants a 2-0 lead. Following the ensuing free kick, the Giants drove 78 yards in nine plays, capped by Victor Cruz' 2-yard touch-

## SUPER BOWL SUMMARIES

down catch for a 9-0 advantage. New York led 9-3 late in the first half when Weatherford pinned the Patriots back to their own 4-yard line. This time New England responded with a 96-yard drive, which included a key 12-yard third-down catch by Aaron Hernandez, and was capped by Brady's 4-yard touchdown pass to Danny Woodhead with 15 seconds left in the half to take a 10-9 halftime lead. The Patriots then began the second half with an 8-play, 79-yard drive, sparked by a 21-yard pass to Chad Ochocinco and BenJarvus Green-Ellis' 17-yard run, and capped by Hernandez' 12-yard touchdown catch for a 17-9 lead. The Giants answered with a field goal, forced a three-and-out on defense, and generated a second field-goal drive to trim the deficit to 17-15 with 35 seconds left in the third quarter. On the second play of the fourth quarter, Brady attempted a deep pass to Rob Gronkowski that was intercepted by Chase Blackburn at the Giants' 8-yard line. Both teams then traded punts, with the Giants getting the ball on their own 12-yard line with 3:46 to play. On the first play of the possession, Manning launched a perfectly placed pass to Mario Manningham deep down the left sideline. Manningham caught the ball just inbounds with two Patriots' defenders in close pursuit. Passes of 16 yards, to Manningham, and 14 yards, to Hakeem Nicks, put the Giants at the Patriots' 18 with 2:00 remaining. Bradshaw gained seven yards on the first play following the 2-minute warning, and Manning completed a 4-yard pass to Nicks that resulted in a first down. After Bradshaw gained 1 yard, his next run up the middle resulted in the go-ahead touchdown with 57 seconds remaining. Faced with fourth-and-16 with 39 seconds left, Brady completed a 19-yard pass to Deion Branch and then an 11-yard pass to Hernandez. A 12-men-on-the-field penalty with 17 seconds left pushed the ball to the Patriots' 49, but Brady's Hail Mary pass fell incomplete in the end zone as time expired. Manning was 30 of 40 for 296 yards and 1 touchdown and was named the Super Bowl Most Valuable Player. Nicks had 10 catches for 109 yards. Brady completed 27 of 41 passes for 276 yards and 2 touchdowns, with 1 interception.

**N.Y. Giants (NFC)** 9 0 6 6 — 21

**New England (AFC)** 0 10 7 0 — 17

NYG — Safety, intentional grounding penalty enforced on Brady in end zone (8:52)

NYG — Cruz 2 pass from Manning (Tynes kick) (3:24)

NE — FG Gostkowski 29 (13:48)

NE — Woodhead 4 pass from Brady (Gostkowski kick) (0:08)

NE — Hernandez 12 pass from Brady (Gostkowski kick) (11:20)

NYG — FG Tynes 38 (6:43)

NYG — FG Tynes 33 (0:35)

NYG — Bradshaw 6 run (run failed) (0:57)

### SUPER BOWL XLV

Cowboys Stadium, North Texas

February 6, 2011, Attendance: 91,060

**GREEN BAY 31, PITTSBURGH 25**—Aaron Rodgers passed for 304 yards and three touchdowns, and two interceptions by the Packers' defense resulted in 14 points, as Green Bay won its fourth Super Bowl title. Faced with third-and-one in the middle of the first quarter, Rodgers completed a 29-yard touchdown pass down the right sideline to Jordy Nelson for a 7-0 lead. On the next play from scrimmage, Nick Collins intercepted a pass intended for Mike Wallace and returned it 37 yards for a touchdown. The Packers scored 14 points in 24 seconds. The Steelers responded with a 13-play drive, keyed by an 18-yard scramble on third-and-9 by Roethlisberger followed three plays later by a 13-yard pass to Emmanuel Sanders on third-and-13, that led to Shaun Suisham's 33-yard field goal. Later in the second quarter, Jarrett Bush intercepted a pass near midfield. A 16-yard pass to Nelson and 12-yard run by James Starks led to Rodgers' 21-yard touchdown pass to Greg Jennings for a 21-3 Packers' lead with 2:24 to play in the half. Roethlisberger's 14-yard pass to Hines Ward on third-and-10 kept alive the next drive, and a few plays later Ward caught an 8-yard touchdown pass on first-and-goal with 39 seconds left in the half to trim the deficit to 21-10. The Steelers' defense forced a punt on Green Bay's first drive of the second half, and the offense needed just five plays to cover 50 yards, keyed by a 17-yard run by Rashard Mendenhall and 16-yard run by Isaac Redman, and capped by Mendenhall's 8-yard touchdown run. Down four points, the Steelers' defense forced a three-and-out and drove to the Packers' 29. But a three-yard tackle-for-loss by Desmond Bishop and a 2-yard sack by Frank Zombo pushed Pittsburgh back to the 34-yard-line and Suisham's 52-yard field-goal attempt sailed wide left. After a flurry of punts, the Steelers regained possession, but on the first play of the fourth quarter, Clay Matthews forced Mendenhall to fumble and Bishop recovered at the Packers' 45. Rodgers then completed a 12-yard pass to James Jones on third-and-7 to keep alive the drive. Three plays later, faced with third-and-10, Rodgers found Nelson short over the middle. Nelson sliced through the defense for 38 yards. Jennings' 8-yard touchdown catch two plays later stretched the Packers' lead to 28-17 with 11:57 to play. The Steelers drove to the Packers' 25. Faced with third-and-3, Roethlisberger completed a pass to Wallace deep down the left side for a 25-yard touchdown. With 7:34 to play and down 28-23, Mike Tomlin chose to go for the 2-point conversion, and it worked as Antwaan Randle El took an option pitch from Roethlisberger and cut the deficit to 28-25. The Packers immediately were faced with a third-and-10 and looked as if they would have to give the ball back to Pittsburgh. But Rodgers completed a 31-yard

pass to Jennings deep down the middle. A 14-yard run by Starks and 21-yard pass to Jones set up Mason Crosby's 23-yard field goal with 2:07 remaining for a 31-25 lead. The Steelers reached their own 33-yard line with 1:08 to play, but Roethlisberger's final three pass attempts fell incomplete and the Packers clinched their first Super Bowl title in 14 years. Rodgers was 24 of 39 for 304 yards and 3 touchdowns and was named Super Bowl MVP. His main target was Nelson, who had 9 receptions for 140 yards. Defensively, Charlie Peprah had 10 tackles and Bishop registered three tackles for losses. Roethlisberger completed 25 of 40 passes for 263 yards and 2 touchdowns, with 2 interceptions.

**Pittsburgh (AFC)** 0 10 7 8 — 25

**Green Bay (NFC)** 14 7 0 10 — 31

GB — Nelson 29 pass from Rodgers (Crosby kick) (3:44)

GB — Collins 37 interception return (Crosby kick) (3:20)

Pitt — FG Suisham 33 (11:08)

GB — Jennings 21 pass from Rodgers (Crosby kick) (2:24)

Pitt — Ward 8 pass from Roethlisberger (Suisham kick) (0:39)

Pitt — Mendenhall 8 run (Suisham kick) (10:19)

GB — Jennings 8 pass from Rodgers (11:57)

Pitt — Wallace 25 pass from Roethlisberger (Randle El run) (7:34)

GB — FG Crosby 23 (2:07)

### SUPER BOWL XLIV

Sun Life Stadium, South Florida

February 7, 2010, Attendance: 74,059

**NEW ORLEANS 31, INDIANAPOLIS 17**—Tracy Porter's 74-yard interception return with 3:12 remaining capped a fourth-quarter comeback and lifted the Saints to their first Super Bowl title. The Colts, who won their first 14 regular-season games, forced a three-and-out on the Saints' opening possession. Peyton Manning completed two third-down passes to set up Matt Stover's 38-yard field goal. Following a second Saints' punt, the Colts drove 96 yards in 11 plays, keyed by runs of 16, 11, and 26 yards by Joseph Addai, and capped by Manning's 19-yard touchdown pass to Pierre Garcon on third-and-6 to stake the Colts to a 10-0 lead. The Saints, who had won their first 13 games of the season, answered with a drive of 6:02, using Garrett Hartley's 46-yard field goal to get on the scoreboard. After a three-and-out, the Saints held the ball for 6:25. However, the drive resulted in zero points as Gary Brackett and Clint Session stopped Pierre Thomas for no gain on fourth-and-goal from the Colts' 1 with 1:49 left in the half. The Colts ran three times, failed to gain a first down, and were forced to punt. From their own 48-yard line with 35 seconds left in the half, Drew Brees connected on passes of 19 and 6 yards to Devery Henderson that led to Hartley's 44-yard field goal as the half expired, trimming the

## SUPER BOWL SUMMARIES

deficit to 10-6. The Saints then surprised everyone with an onside kick to begin the second half. Rookie punter Thomas Morstead's first-ever onside kick was perfect, and Chris Reis of the Saints eventually emerged from the intense scramble with the ball. Brees completed all five of his pass attempts on the drive, capped by Thomas' 16-yard touchdown catch on a screen pass to give the Saints their first lead. The Colts drove 76 yards on the ensuing possession, keyed by Manning's 27-yard pass to Dallas Clark on third-and-4, which resulted in Addai's 4-yard run for a 17-13 Indianapolis lead with 6:15 left in the third quarter. Courtney Roby returned the kickoff 34 yards and Brees completed four of five passes on the next drive set up Hartley's third long-range field goal, this one from 47 yards, to pull the Saints to within one point. On the Colts' next drive, Manning completed a 14-yard pass to Reggie Wayne on fourth-down near midfield. However, four plays later, faced with fourth-and-11, Stover missed a 51-yard field-goal attempt with 10:39 to play. Brees completed all seven pass attempts on the ensuing drive, capped by Jeremy Shockey's 2-yard scoring catch with 5:42 remaining. The Saints went for the 2-point conversion, and Lance Moore made a spectacular catch and reached across the goal-line with the reception to give New Orleans a 24-17 lead. The Colts quickly drove to the Saints' 31, but on third-and-5 Manning's short pass to the left side intended for Wayne was intercepted by Porter, who sprinted untouched 74 yards for a touchdown and 31-17 lead with 3:12 to play. Manning connected with Austin Collie on a 40-yard pass play to help the Colts get downfield. Indianapolis reached the Saints' 3 with 1:33 to play, but a 10-yard pass interference penalty on Garcon moved them back. On fourth-and-goal from the 5-yard line with 50 seconds to play, Manning's pass for Wayne was incomplete, and the Saints clinched their first-ever NFL championship. Brees, who was named Super Bowl MVP, was 32 of 39 for 288 yards and 2 touchdowns. Manning was 31 of 45 for 333 yards and 1 touchdown, with 1 interception.

<b>New Orleans (NFC)</b>	0	6	10	15	—	31
<b>Indianapolis (AFC)</b>	10	0	7	0	—	17
Ind — FG Stover	38	(7:29)				
Ind — Garcon	19	pass from Manning				
		(Stover kick)	(0:36)			
NO — FG Hartley	46	(9:34)				
NO — FG Hartley	44	(0:00)				
NO — P. Thomas	16	pass from Brees				
		(Hartley kick)	(11:41)			
Ind — Addai	4	run (Stover kick)	(6:15)			
NO — FG Hartley	47	(2:01)				
NO — Shockey	2	pass from Brees				
		(Moore pass from Brees)	(5:42)			
NO — Porter	74	interception return				
		(Hartley kick)	(3:12)			

### SUPER BOWL XLIII

Raymond James Stadium, Tampa, Florida  
February 1, 2009, Attendance: 70,774  
**PITTSBURGH 27, ARIZONA 23**—Santonio Holmes caught a 6-yard touchdown pass in the back right corner of the end zone with 35 seconds left as the Steelers rallied to win their record sixth Super Bowl title. Holmes' touchdown grab averted what would have been the largest comeback in Super Bowl history, as the Cardinals had scored 16 unanswered points in the fourth quarter. The Steelers began the game with a long drive. Ben Roethlisberger had a 1-yard touchdown run overturned by replay, and the Steelers settled for Jeff Reed's 18-yard field goal. Holmes' 25-yard catch began the next drive, and Gary Russell capped it with a 1-yard run for a 10-0 lead. Arizona responded immediately as Kurt Warner completed a 45-yard pass to Anquan Boldin to set up Ben Patrick's touchdown catch. Karlos Dansby's interception at the Steelers' 34 with 2:00 left in the half gave the Cardinals the opportunity to take the lead. On first-and-goal from the Steelers' 1 with 18 seconds left in the half, James Harrison stepped in front of Warner's quick-slant pass intended for Boldin. Harrison deftly maneuvered down the right sideline and raced 100 yards for a touchdown, barely breaking the plane as Steve Breaston and Larry Fitzgerald attempted to corral him. Harrison's return ended the half, was the longest play in Super Bowl history, and gave the Steelers a 17-7 lead. The Steelers utilized a 16-play, 79-yard drive in the third quarter that consumed 8:39 off the clock. The Steelers had six offensive snaps inside the Cardinals 10-yard line, but settled for Reed's 21-yard field goal and 20-7 lead. With 11:30 to play and on their own 13-yard line, the Cardinals went to a no-huddle offense and Warner completed all eight of his pass attempts, including four to Fitzgerald, capped by his leaping 1-yard catch on third-and-goal to pull the Cardinals within 20-14 with 7:33 to play. With 3:34 remaining, the Cardinals, faced with fourth-and-20 at the Steelers' 36, punted. Ben Graham's punt was downed by Mike Adams at the 2-yard line. A penalty pushed the Steelers back to the 1-yard line, and on third-and-10, Justin Hartwig was penalized for holding in the end zone. The safety cut the lead to 20-16 with 2:58 to play. Two plays later, Warner hit Fitzgerald with a short pass over the middle, and Fitzgerald raced untouched for a 64-yard touchdown and 23-20 lead with 2:37 remaining. The Steelers began on their own 22-yard line, but a holding penalty pushed them back to their 12. On third-and-6 from their own 26 with 1:56 to play, Roethlisberger connected with Holmes on a 13-yard pass play. On second-and-6 from the Cardinals' 46 with 1:02 to play, Roethlisberger found Holmes with a pass on the right side. Holmes slipped past one defender before being tackled at the 6-yard line. On second-and-goal, Roethlisberger's pass to the back right corner appeared high, but

Holmes stretched high, kept both toes on the ground, and held on to the ball despite Aaron Francisco's tight coverage. The touchdown capped an 8-play, 78-yard drive in 2:02, with the last eight plays covering 88 yards following the holding call. Warner completed a 20-yard pass to Fitzgerald and 13-yard pass to J.J. Arrington to reach the Steelers' 44 with 15 seconds left. On the next play, Warner was sacked by LaMarr Woodley. Brett Keisel recovered the ball at the Steelers' 43 with five seconds left to clinch the victory. Roethlisberger was 21 of 30 for 256 yards and 1 touchdown, with 1 interception. Holmes had 9 receptions for 131 yards and was the game's most valuable player. Woodley had his fourth consecutive 2-sack postseason game, extending his record. Warner was 31 of 43 for 377 yards and 3 touchdowns, with 1 interception. In three career Super Bowl games, Warner has the three highest passing-yardage totals in Super Bowl history. Fitzgerald had 7 receptions for 127 yards. Darnell Dockett tied Reggie White's Super Bowl record with 3 sacks.

<b>Pittsburgh (AFC)</b>	3	14	3	7	—	27
<b>Arizona (NFC)</b>	0	7	0	16	—	23
Pitt — FG	Reed	18	(9:45)			
Pitt — Russell	1	run (Reed kick)				
		(14:01)				
Ariz — Patrick	1	pass from Warner				
		(Rackers kick)	(8:34)			
Pitt — Harrison	100	interception return				
		(Reed kick)	(0:00)			
Pitt — FG	Reed	21	(2:11)			
Ariz — Fitzgerald	1	pass from Warner				
		(Rackers kick)	(7:33)			
Ariz — Safety,	Hartwig	penalized for				
		holding in end zone	(2:58)			
Ariz — Fitzgerald	64	pass from				
		Warner (Rackers kick)	(2:37)			
Pitt — Holmes	6	pass from				
		Roethlisberger (Reed kick)	(0:35)			

### SUPER BOWL XLII

University of Phoenix Stadium, Glendale, Arizona  
February 3, 2008, Attendance: 71,101  
**N.Y. GIANTS 17, NEW ENGLAND 14**—Eli Manning completed a 13-yard touchdown pass to Plaxico Burress with 35 seconds remaining as the Giants outlasted the previously undefeated Patriots. The Giants won their first Super Bowl in 17 years, and their third overall, while the Patriots joined the 1934 and 1942 Chicago Bears as the only teams to go undefeated in the regular season but lose their championship game. The Giants opened the game with a 16-play, 63-yard drive that resulted in Lawrence Tynes' 32-yard field goal with 5:01 left in the first quarter. It was the longest game-opening drive in Super Bowl history. The Patriots responded as Laurence Maroney's 43-yard kickoff return sparked a 56-yard drive, capped by Maroney's 1-yard touchdown run to begin the second quarter. The Giants drove to the Patriots' 14 on their next possession, but Ellis Hobbs intercepted Manning's deflected pass to stymie the drive.



## SUPER BOWL SUMMARIES

The Giants had the last scoring opportunity of the half, but Ahmad Bradshaw was flagged 10 yards for illegally batting forward a fumble, which took the Giants out of field-goal range. The Patriots drove to the Giants' 25 to begin the third quarter, but on third down Michael Strahan sacked Tom Brady for a 6-yard loss. On fourth-and-13 from the Giants' 31, Brady attempted a deep pass that sailed out of the end zone. With 14:52 to play beginning from their own 20-yard line, Manning connected on a 45-yard pass over the middle to Kevin Boss. Moments later Steve Smith caught a 17-yard pass on third-and-4, and two plays later Manning found David Tyree open over the middle for a 5-yard touchdown for a 10-7 lead with 11:05 to play. After an exchange of punts, the Patriots took possession on their own 20-yard-line with 7:54 to play. Brady completed 8 of 11 passes on the 80-yard drive, none for more than 13 yards, capped by Randy Moss' 6-yard touchdown catch on third-and-goal with 2:42 to play. The Giants and Manning took possession on their own 17-yard-line with 2:39 left. Manning completed an 11-yard pass to Amani Toomer, and four plays later Brandon Jacobs gained 2 yards on fourth-and-1. Three plays later, faced with third-and-5 from their own 44 with 1:15 remaining, Manning dropped back to pass. He escaped the simultaneous grasps of Jarvis Green and Richard Seymour, spun away and then launched a pass deep down field. Tyree and Rodney Harrison both leapt for the ball, and Tyree caught the ball in midair and cradled it against his helmet while falling to the ground with Harrison draped all over him. The 32-yard reception to the Patriots' 24 gave the Giants a chance, and Smith's 12-yard catch on third-and-11 moments later put the ball at the Patriots' 13. On the next play, Burress caught a fade pass from Manning with 35 seconds left. The Patriots started from their own 26 with 29 seconds remaining, and on second down Jay Alford sacked Brady for a 10-yard loss. Brady's final two long pass attempts to Moss fell incomplete. Manning was 19 of 34 or 255 yards and 2 touchdowns, with 1 interception, and was named the game's most valuable player, one year after his brother, Peyton, won the award for the Colts. Brady was 29 of 48 for 266 yards and 1 touchdown. Wes Welker had 11 catches, which tied a Super Bowl record, for 103 yards.

**N.Y. Giants (NFC)** 3 0 0 14 — 17  
**New England (AFC)** 0 7 0 7 — 14  
 NYG — FG Tynes 32 (5:01)  
 NE — Maroney 1 run (Gostkowski kick) (14:57)  
 NYG — Tyree 5 pass from Manning (Tynes kick) (11:05)  
 NE — Moss 6 pass from Brady (Gostkowski kick) (2:42)  
 NYG — Burress 13 pass from Manning (Tynes kick) (0:35)

### SUPER BOWL XLI

Dolphin Stadium, South Florida  
 February 4, 2007, Attendance: 74,512

**INDIANAPOLIS 29, CHICAGO 17**—Peyton Manning passed for 247 yards and 1 touchdown as the Colts won their first Super Bowl in 36 years. The Colts outgained the Bears 430-265 in total yards and maintained a 38:04-21:56 edge in time of possession. Devin Hester opened the game with a 92-yard kickoff return for a touchdown, the first time the Super Bowl began with a touchdown. Two possessions later, on third-and-10, Manning found Reggie Wayne wide open deep down the middle for a 53-yard touchdown to tie the score. A steady rain forced the teams to commit 4 first-quarter turnovers, and Hunter Smith mishandled the snap on the extra point, allowing the Bears to maintain a 7-6 lead. Later in the quarter, Thomas Jones' 52-yard run set up Rex Grossman's short touchdown pass to Muhsin Muhammad for a 14-6 lead. The Colts scored on back-to-back drives to begin the second quarter, capped by Dominic Rhodes' 1-yard run, for a 16-14 lead. To begin the second half, the Colts ran 7:34 off the clock with a 13-play, 56-yard drive that culminated with Adam Vinatieri's 24-yard field goal for a 19-14 lead. The teams then exchanged field goals, and the Bears forced a punt. On first-and-10 from the Bears' 38 with 11:59 to play, Grossman's pass intended for Muhammad was thrown high. Kelvin Hayden intercepted the pass, maneuvered up the far sideline while staying inbounds, and raced 56 yards for a touchdown. It was Hayden's first-ever professional interception. Four plays later, Bob Sanders intercepted Grossman's deep pass. The Bears got the ball back twice, but never ran a play across midfield. Manning, who won the Pete Rozelle MVP award, was 25 of 38 for 247 yards and 1 touchdown, with 1 interception. Rhodes carried 21 times for 113 yards. Joseph Addai had 10 receptions for 66 yards. Grossman was 20 of 28 for 165 yards and 1 touchdown, with 2 interceptions. Jones rushed 15 times for 112 yards.

**Indianapolis (AFC)** 6 10 6 7 — 29

**Chicago (NFC)** 14 0 3 0 — 17

Chi— Hester 92 kickoff return (Gould kick) (14:46)  
 Ind— Wayne 53 pass from Manning (mishandled hold) (6:50)  
 Chi— Muhammad 4 pass from Grossman (Gould kick) (4:34)  
 Ind— FG Vinatieri 29 (11:17)  
 Ind— Rhodes 1 run (Vinatieri kick) (6:09)  
 Ind— FG Vinatieri 24 (7:26)  
 Ind— FG Vinatieri 20 (3:16)  
 Chi— FG Gould 44 (1:14)  
 Ind— Hayden 56 interception return (Vinatieri kick) (11:44)

### SUPER BOWL XL

Ford Field, Detroit, Michigan

February 5, 2006, Attendance: 68,206

**PITTSBURGH 21, SEATTLE 10**—at Ford Field, attendance 68,206. The Steelers made three big plays on offense and played a bend-but-don't-break defense to win their record-tying fifth Super Bowl title. The Seahawks lost despite winning the turnover battle (2-1), having more total yards (396-339), and consuming more of the clock (33:02-26:58). The Seahawks crossed midfield on 9 of their 12 possessions, but scored just twice. Late in the first quarter, Darrell Jackson's 16-yard touchdown catch was nullified by pass interference. The Seahawks settled for Josh Brown's 47-yard field goal. With 3:58 left in the second quarter, faced with third-and-28 from the Seahawks' 40, Ben Roethlisberger eluded the rush, rolled left and threw a deep pass across field. Hines Ward outleaped Michael Boulware at the 3-yard line for a 37-yard pass play. Two plays later, on a broken play, Roethlisberger dove over left tackle and reached the goal line for a touchdown. The Seahawks reached the Steelers' 40 with 54 seconds left, but Matt Hasselbeck's third-and-6 pass fell incomplete and Brown's 54-yard field-goal attempt sailed wide right. On the second play of the second half, Willie Parker set a Super Bowl record with his 75-yard touchdown run over right tackle. Brown's 50-yard field-goal attempt sailed wide left on the next possession, and the Steelers drove to the Seahawks' 7. On third-and-6, Roethlisberger's pass to the right flat was intercepted by Kelly Herndon, who returned the ball a Super Bowl-record 76 yards to the Steelers' 20. Three plays later, Jerramy Stevens caught Hasselbeck's 16-yard touchdown pass to cut the deficit to 14-10 with 6:45 left in the third quarter. Early in the fourth quarter, the Seahawks drove to the Steelers' 19. On first down, Stevens caught an 18-yard pass, but a holding penalty nullified the catch and Ike Taylor intercepted Hasselbeck's pass a few plays later. Three plays later, Parker took a handoff and gave the ball to Antwaan Randle El on a reverse. Rolling to his right, Randle El fired a perfect 43-yard touchdown pass to Ward for a 21-10 lead with 8:56 to play. The Seahawks punted and then did not get the ball back until there was 1:51 remaining. Seattle reached the Steelers' 26 with 35 seconds left. From the Steelers' 23, Hasselbeck's fourth-and-7 pass to Stevens fell incomplete at the 2-yard line with three seconds remaining. Roethlisberger, who became the youngest quarterback to win the Super Bowl, was 9 of 21 for 123 yards, with 2 interceptions. Ward had 5 catches for 123 yards to earn the Pete Rozelle Trophy as the game's most valuable player. Hasselbeck was 26 of 49 for 273 yards and 1 touchdown, with 1 interception.

## SUPER BOWL SUMMARIES

**Seattle (NFC)** 3 0 7 0 — 10  
**Pittsburgh (AFC)** 0 7 7 7 — 21  
 Sea— FG J. Brown 47 (0:22)  
 Pitt— Roethlisberger 1 run  
 (Reed kick) (1:55)  
 Pitt— Parker 75 run  
 (Reed kick) (14:38)  
 Sea— Stevens 16 pass from  
 Hasselbeck  
 (J. Brown kick) (6:45)  
 Pitt— Ward 43 pass from Randle El  
 (Reed kick) (8:56)

### SUPER BOWL XXXIX

Alltel Stadium, Jacksonville, Florida  
 February 6, 2005, Attendance: 78,125  
**NEW ENGLAND 24, PHILADELPHIA 21**—  
 Deion Branch had 11 receptions for 133 yards and the Patriots' defense forced 4 turnovers en route to becoming the eighth team to post consecutive Super Bowl titles. The Patriots matched the Dallas Cowboys (XXVII, XXVIII, and XXX) as the only team with three Super Bowl victories in the span of four seasons. The Eagles threatened first, driving to the Patriots' 8 late in the first quarter. On first down, Mike Vrabel sacked the Eagles' Donovan McNabb for a 16-yard loss and, after a penalty overturned an interception, Rodney Harrison stepped in front of a pass for an interception at the Eagles' 4. Early in the second quarter the Eagles drove 81 yards, keyed by Todd Pinkston's 40-yard catch, and capped by McNabb's 6-yard touchdown pass to L.J. Smith on third-and-goal for a 7-0 lead. The Patriots responded by driving to the Eagles' 4, but Tom Brady fumbled on a fake handoff attempt and Darwin Walker recovered. Later in the quarter, a 29-yard punt by Dirk Johnson allowed the Patriots to drive just 37 yards, keyed by Branch's 7-yard catch on third-and-3, and capped by Brady's pass to David Givens on the right side of the end zone to tie the game with 1:10 left in the half. New England began the second half with a 9-play, 69-yard drive, including 4 receptions, 2 on third down, by Branch, and capped by Vrabel's 2-yard catch. The Eagles put together a 10-play, 74-yard drive later in the third quarter, keyed by Brian Westbrook's 4-yard catch on third-and-3, and followed on the next play by his 10-yard touchdown catch to tie the game. On the ensuing drive, Kevin Faulk caught screen passes of 13 and 14 yards, and had a 12-yard run, and Corey Dillon capped the possession with a 2-yard run with 13:44 remaining for a 21-14 lead. The Patriots' defense forced a three-and-out, and Branch's 19-yard catch set up Adam Vinatieri's 22-yard field goal with 8:40 to play. Tedy Bruschi intercepted McNabb's pass at the Patriots' 24 with 7:20 remaining. The Eagles forced a punt and, beginning at their own 21 with 5:40 to play, needed 13 plays to drive 79 yards, capped by McNabb's 30-yard touchdown pass on a post-pattern to Greg Lewis with 1:48 to play. Christian Fauria recovered the onside kick, but the Eagles' defense forced a punt. Dexter Reid downed Josh

Miller's 32-yard punt at the Eagles' 4 with 46 seconds left, and Harrison intercepted McNabb's pass three plays later to clinch the title. Brady was 23 of 33 for 236 yards and 2 touchdowns. Branch earned MVP honors with his Super Bowl-record-tying 11 catches. McNabb was 30 of 51 for 357 yards and 3 touchdowns, with 3 interceptions. Terrell Owens had 9 receptions for 122 yards.

**New England (AFC)** 0 7 7 10 — 24  
**Philadelphia (NFC)** 0 7 7 7 — 21  
 Phil— Smith 6 pass from McNabb  
 (Akers kick) (9:55)  
 NE— Givens 4 pass from Brady  
 (Vinatieri kick) (1:10)  
 NE— Vrabel 2 pass from Brady  
 (Vinatieri kick) (11:04)  
 Phil— Westbrook 10 pass from  
 McNabb (Akers kick) (3:35)  
 NE— Dillon 2 run (Vinatieri kick)  
 (13:44)  
 NE— FG Vinatieri 22 (8:40)  
 Phil— G. Lewis 30 pass from McNabb  
 (Akers kick) (1:48)

### SUPER BOWL XXXVIII

Reliant Stadium, Houston, Texas  
 February 1, 2004, Attendance: 71,525  
**NEW ENGLAND 32, CAROLINA 29**—  
 Adam Vinatieri kicked a 41-yard field goal with four seconds remaining as the Patriots won their second Super Bowl in three seasons. While it took a Super Bowl-record 26 minutes and 55 seconds for the first points to be scored, the teams combined for 868 yards (481 by New England) and the game also featured the highest scoring quarter (combined 37 points in the fourth). Vinatieri missed a 31-yard field goal on the Patriots' first possession, and had a 36-yard attempt blocked by Shane Burton with 6:00 left in the second quarter. But three plays later, Mike Vrabel sacked Jake Delhomme and forced him to fumble. Richard Seymour recovered at the Panthers' 20, and a 12-yard scramble by Tom Brady on third-and-7 set up his 5-yard touchdown pass to Deion Branch with 3:05 left in the first half. The Panthers responded with an 8-play, 95-yard drive capped by Delhomme's 39-yard perfectly placed touchdown pass to Steve Smith with 1:07 left in the half. Delhomme beat the blitz by lofting the pass deep down the left sideline. Brady's 52-yard pass to Branch with 37 seconds left in the half set up David Givens' 5-yard touchdown catch with 18 seconds left. New England squibbed the ensuing kickoff and Kris Mangum returned it 12 yards to the Panthers' 47. A 21-yard run by Stephen Davis set up John Kasay's 50-yard field goal as the half expired for a 14-10 New England lead. Neither team scored in the third quarter, but Antowain Smith's 2-yard touchdown run two plays into the final quarter capped a 71-yard drive and gave the Patriots a 21-10 lead. Undaunted, Carolina scored on its next two possessions. First, Delhomme completed passes of 18 and 22 yards to Smith to set up DeShaun Foster's 33-yard touchdown run to cut the deficit to 21-16

with 12:39 to play. Carolina went for the 2-point conversion, but Delhomme's pass was incomplete. New England marched to the Panthers' 9 with the ensuing kickoff, but Reggie Howard intercepted Brady's third-and-goal pass in the end zone. Two plays later, Delhomme rolled left and fired a Super Bowl-record 85-yard touchdown pass to Muhammad for a 22-21 lead with 6:53 left. Once again, the Panthers went for 2 points and Delhomme's pass was incomplete. New England drove 68 yards on its next possession, with Givens catching a 25-yard pass and 18-yard pass on third-and-9, to set up Brady's 1-yard touchdown pass to Vrabel, who was lined up as a tight end. A direct snap to Kevin Faulk resulted in a 2-point conversion for a 29-22 lead with 2:51 left. Delhomme completed passes of 19 yards to Muhammad and 31 yards to Ricky Proehl before finding Proehl from 12 yards with the tying touchdown with 1:08 remaining. Kasay's ensuing kickoff went out of bounds, giving New England the ball at their own 40. Five plays later, faced with third-and-3 from the Panthers' 40 with 14 seconds left, Brady fired a 17-yard pass to Branch to set up Vinatieri's Super Bowl-winning 41-yard field goal. Brady, who was named the Super Bowl most valuable player for the second time in his career, was 32 of 48 for 354 yards and 3 touchdowns, with 1 interception. Branch had 10 receptions for 143 yards. Delhomme was 16 of 33 for 323 yards and 3 touchdowns, and Muhammad had 4 catches for 140 yards.

**Carolina (NFC)** 0 10 0 19 — 29  
**New England (AFC)** 0 14 0 18 — 32  
 NE— Branch 5 pass from Brady  
 (Vinatieri kick) (3:05)  
 Car— Smith 39 pass from Delhomme  
 (Kasay kick) (1:07)  
 NE— Givens 5 pass from Brady  
 (Vinatieri kick) (0:18)  
 Car— FG Kasay 50 (0:00)  
 NE— Smith 2 run (Vinatieri kick)  
 (14:49)  
 Car— Foster 33 run (pass failed)  
 (12:39)  
 Car— Muhammad 85 pass from  
 Delhomme (pass failed) (6:53)  
 NE— Vrabel 1 pass from Brady  
 (Faulk run) (2:51)  
 Car— Proehl 12 pass from Delhomme  
 (Kasay kick) (1:08)  
 NE— FG Vinatieri 41 (0:04)

### SUPER BOWL XXXVII

Qualcomm Stadium, San Diego, CA  
 January 26, 2003, Attendance: 67,603  
**TAMPA BAY 48, OAKLAND 21**—The Buccaneers' defense intercepted 5 passes, 3 of which were returned for touchdowns, and recorded 5 sacks as Tampa Bay scored 34 unanswered points en route to its first Super Bowl victory. Charles Woodson intercepted Brad Johnson three plays into the game to give Oakland the ball at the Buccaneers' 36. But Simeon Rice sacked Rich Gannon on third down to force the Raiders to settle for Sebastian Janikowski's 40-yard field goal.

## SUPER BOWL SUMMARIES

On their next nine possessions, the Raiders registered just 2 first downs and did not run a play inside the Buccaneers' 40 as Tampa Bay scored the next 34 points. The Buccaneers answered Janikowski's field goal with Martin Gramatica's 31-yard boot to tie the game. An interception by Dexter Jackson set up Gramatica's go-ahead field goal early in the second quarter. Midway through the second quarter, a 25-yard punt return by Karl Williams and a 19-yard run by Michael Pittman led to Mike Alstott's 2-yard touchdown run. Late in the half, the Buccaneers drove 77 yards, aided by 3 defensive penalties and pass receptions of 16 and 12 yards by Alstott, to set up Brad Johnson's 5-yard touchdown pass to Keenan McCardell with 30 seconds left in the half, which gave Tampa Bay a 20-3 lead. With their first possession of the second half, the Buccaneers put together a 14-play, 89-yard drive that consumed 7:52 and was culminated by Johnson's 8-yard scoring toss to McCardell. Two plays later, Dwight Smith intercepted Gannon's pass and returned it 44 yards for a touchdown and a 34-3 lead with 4:47 left in the third quarter. Tampa Bay scored 4 touchdowns in a span of 16:37. Jerry Porter's 39-yard touchdown catch in the back of the end zone made it 34-9. Less than three minutes later, Tim Johnson blocked Tom Tupa's punt. Eric Johnson caught the ball and dove into the end zone for a touchdown to cut the deficit to 34-15 with 14:16 remaining. The Buccaneers drove deep downfield again, but Tupa mishandled the snap for a field-goal attempt, allowing the Raiders to regain possession. Gannon hit Jerry Rice with a 48-yard touchdown pass with 6:06 left to trim the lead to 34-21. A 9-yard pass by Johnson to Alstott on third-and-7 allowed Tampa Bay to take another two minutes off the clock before Tupa punted with 2:44 remaining. On third-and-18 from the Raiders' 29, Derrick Brooks intercepted Gannon's pass and raced 44 yards down the left sideline for a touchdown with 1:18 remaining to give Tampa Bay a commanding 41-21 lead. Smith intercepted a tipped pass and returned it 50 yards for a touchdown with two seconds left to finish the scoring. Johnson was 18 of 34 for 215 yards and 2 touchdowns, with 1 interception. Pittman had 29 carries for 124 yards. Gannon was 24 of 44 for 272 yards and 2 touchdowns, with a Super Bowl record 5 interceptions. Jackson, who had the first 2 interceptions, 1 of which led to the go-ahead field goal, was named the game's most valuable player.

**Oakland (AFC)** 3 0 6 12 — 21

**Tampa Bay (NFC)** 3 17 14 14 — 48

Oak — FG Janikowski 40 (10:40)

TB — FG Gramatica 31 (7:51)

TB — FG Gramatica 43 (11:16)

TB — Alstott 2 run (Gramatica kick) (6:24)

TB — McCardell 5 pass from B. Johnson (Gramatica kick) (0:30)

TB — McCardell 8 pass from B. Johnson (Gramatica kick) (5:30)

TB — D. Smith 44 interception return (Gramatica kick) (4:47)

Oak — Porter 39 pass from Gannon (pass failed) (2:14)

Oak — E. Johnson 13 return of blocked punt (pass failed) (14:16)

Oak — Rice 48 pass from Gannon (pass failed) (6:06)

TB — Brooks 44 interception return (Gramatica kick) (1:18)

TB — D. Smith 50 interception return (Gramatica kick) (0:02)

### SUPER BOWL XXXVI

Louisiana Superdome, New Orleans, LA  
February 3, 2002, Attendance: 72,922

**NEW ENGLAND 20, ST. LOUIS 17**—Adam

Vinatieri's 48-yard field goal as time expired gave the New England Patriots their first Super Bowl title. The Rams outgained the Patriots 427-267 in total yards, but the Patriots forced 3 turnovers, which resulted in 17 points, while committing no turnovers. Jeff Wilkins' 50-yard field goal capped a 10-play, 48-yard drive midway through the first quarter to give the Rams a 3-0 lead. The first turnover came with 8:49 left in the second quarter, when Ty Law stepped in front of an out-pattern pass intended for Isaac Bruce and raced 47 yards untouched down the left sideline into the end zone. Late in the first half, Kurt Warner completed a 15-yard pass to Ricky Proehl to the Patriots' 40, but Antwan Harris forced Proehl to fumble and Terrell Buckley recovered. Five plays later, Tom Brady's 8-yard touchdown pass to David Patten with 31 seconds left in the quarter gave New England a 14-3 halftime lead. Late in the third quarter, Torry Holt slipped coming off the line of scrimmage, and Otis Smith intercepted Warner's pass and returned it 30 yards to the Rams' 33 to set up Vinatieri's 37-yard field goal and a 17-3 lead. The Rams responded by driving to the Patriots' 3. On fourth-and-goal, Warner scrambled, was tackled by Roman Phifer, and fumbled. Tebucky Jones picked up the ball and raced the length of the field for an apparent touchdown, but the play was negated by Willie McGinest's holding penalty. Warner scored two plays later to trim the deficit to 17-10 with 9:31 left. The Patriots went three and out on their next two possessions, giving the Rams the ball on their 45-yard-line with 1:51 left. Warner completed an 18-yard pass to Az-Zahir Hakim and an 11-yard pass to Yo Murphy before connecting on a 26-yard touchdown pass to Proehl with 1:30 left to tie the game. Operating without any time outs, Brady completed 3 short passes to J.R. Redmond to reach the Patriots' 41 with 33 seconds left. After an incomplete, Brady completed 23- and 16-yard passes to Troy Brown and Jermaine Wiggins, respectively, to reach the Rams' 30, and then spiked the ball with 7 seconds remaining. Vinatieri drilled the 48-yard field-goal attempt, marking the first time in Super Bowl history the game had been won on the final play. Brady, who earned most valuable player honors, was 16 of 27 for 145 yards

and 1 touchdown. Warner was 28 of 44 for 365 yards and 1 touchdown, with 2 interceptions.

**St. Louis (NFC)** 3 0 0 14 — 17

**New England (AFC)** 0 14 3 3 — 20

StL — FG Wilkins 50 (3:10)

NE — Law 47 interception return (Vinatieri kick) (8:49)

NE — Patten 8 pass from Brady (Vinatieri kick) (0:31)

NE — FG Vinatieri 37 (1:18)

StL — Warner 2 run (Wilkins kick) (9:31)

StL — Proehl 26 pass from Warner (Wilkins kick) (1:30)

NE — FG Vinatieri 48 (0:00)

### SUPER BOWL XXXV

Raymond James Stadium, Tampa Bay, Florida  
January 28, 2001, Attendance: 71,921

**BALTIMORE 34, N.Y. GIANTS 7**—The

Ravens' defense completed a dominating season by permitting just 152 yards, forcing 5 turnovers, recording 4 sacks, and not allowing an offensive touchdown en route to the franchise's first Super Bowl victory. Jermaine Lewis' punt return into Giants' territory midway through the first quarter was followed two plays later by Trent Dilfer's 38-yard touchdown pass to Brandon Stokley, which gave the Ravens a 7-0 lead. Early in the second quarter, Jessie Armstead intercepted a short pass by Dilfer and returned it 43 yards for a touchdown, but the play was nullified by a penalty. Dilfer's 36-yard pass to Qadry Ismail in the second quarter set up Matt Stover's 47-yard field goal with 1:48 left in the half. Tiki Barber's 27-yard run gave the Giants their deepest penetration of the game, to the Ravens' 29, but Chris McAlister intercepted Kerry Collins' pass on the next play to preserve a 10-0 lead. In the third quarter, Duane Starks stepped in front of Amani Toomer and intercepted Collins' pass. Starks returned it 49 yards untouched for a 17-0 lead. The Giants immediately cut the lead to 10 points when Ron Dixon returned the ensuing kickoff 97 yards for a touchdown. However, Jermaine Lewis then matched Dixon's kickoff return as he cut across the field and raced 84 yards for a 24-7 lead with 3:13 left in the third quarter. The 3 touchdowns in 36 seconds were a Super Bowl record. The Giants gained just 1 first down on their final four possessions. Jamal Lewis' 3-yard touchdown run midway through the fourth quarter gave Baltimore a 31-7 lead, and Robert Bailey recovered Dixon's fumble on the ensuing kickoff return to set up Stover's 34-yard field goal with 5:27 remaining to finish the scoring. Dilfer completed 12 of 25 passes for 153 yards and 1 touchdown. Jamal Lewis had 27 carries for 102 yards. Collins was 15 of 39 for 112 yards, with 4 interceptions. Ray Lewis was named Super Bowl most valuable player.

## SUPER BOWL SUMMARIES

<b>Baltimore (AFC)</b>	7	3	14	10	—	34
<b>N.Y. Giants (NFC)</b>	0	0	7	0	—	7
Balt —	Stokley 38 pass from Dilfer (Stover kick) (6:50)					
Balt —	FG Stover 47 (1:41)					
Balt —	Starks 49 interception return (Stover kick) (3:49)					
NYG —	Dixon 97 kickoff return (Daluiso kick) (3:31)					
Balt —	Je. Lewis 84 kickoff return (Stover kick) (3:13)					
Balt —	Ja. Lewis 3 run (Stover kick) (8:45)					
Balt —	FG Stover 34 (5:27)					

### SUPER BOWL XXXIV

Georgia Dome, Atlanta, Georgia

January 30, 2000, Attendance: 72,625

**ST. LOUIS 23, TENNESSEE 16**—Mike Jones tackled Kevin Dyson at the 1-yard line as time expired, preserving the Rams' first-ever Super Bowl title. The Rams drove inside the Titans' 20 with each of their first six possessions, but compiled just 3 field goals and 1 touchdown to take a 16-0 lead. Holder Mike Horan's bobbled snap averted a 35-yard field-goal attempt to conclude the Rams' first drive. The Titans responded with a 42-yard drive, their longest of the half, but Al Del Greco missed a 47-yard attempt. Jeff Wilkins added 3 field goals and missed a 34-yard attempt while the Titans did not threaten the rest of the half, giving the Rams a 9-0 lead at intermission despite outgaining the Titans in total yards (294-89). Tennessee drove 43 yards with the second half's opening kickoff, but Todd Lyght blocked Del Greco's 47-yard attempt to keep the Titans off the board. Kurt Warner's 31-yard pass to Isaac Bruce keyed the ensuing drive that was capped by Warner's 9-yard touchdown pass to Torry Holt with 7:20 left in the third quarter to give the Rams a 16-0 lead. The Titans responded with touchdown drives in excess of seven minutes on each of their next two possessions. Steve McNair's 23-yard scramble set up Eddie George's 1-yard run in the final minute of the third quarter. McNair's 2-point conversion pass to Frank Wycheck was incomplete, but the Titans' defense forced a punt and the offense drove 79 yards in 13 plays, highlighted by 21-yard passes from McNair to Isaac Byrd and Jackie Harris, and capped by George's 2-yard run to cut the deficit to 16-13 with 7:21 remaining. The Rams once again failed to get a first down, and following a punt, the Titans needed just 28 yards to set up Del Greco's game-tying 43-yard kick with 2:12 left. On the next play from scrimmage, Warner fired a deep pass down the right sideline to Bruce, who caught the ball at the Titans' 38, cut toward the inside, and outran the defense to the end zone to give the Rams a 23-16 lead with 1:54 left. The Titans drove downfield, and McNair avoided a sack and completed a 16-yard pass to Kevin Dyson at the Rams' 10 with six seconds remaining. With no timeouts, McNair attempted a quick pass to a slanting Dyson, who caught the ball in stride

at the Rams' 3. However, Jones reacted quickly and stepped up to tackle Dyson at the 1-yard line as time expired. Warner, who was named the game's most valuable player, was 24 of 45 for a Super Bowl-record 414 yards and 2 touchdowns. Bruce had 6 catches for 162 yards, and Holt had 7 for 109 yards. McNair was 22 of 36 for 214 yards. The Titans were the first team in Super Bowl history to come back from a 16-point deficit.

<b>St. Louis (NFC)</b>	3	6	7	7	—	23
<b>Tennessee (AFC)</b>	0	0	6	10	—	16
StL —	FG Wilkins 27 (3:00)					
StL —	FG Wilkins 29 (4:16)					
StL —	FG Wilkins 28 (0:15)					
StL —	Holt 9 pass from Warner (Wilkins kick) (3:59)					
Tenn —	George 1 run (pass failed) (0:14)					
Tenn —	George 2 run (Del Greco kick) (7:21)					
Tenn —	FG Del Greco 43 (2:12)					
StL —	Bruce 73 pass from Warner (Wilkins kick) (1:54)					

### SUPER BOWL XXXIII

Pro Player Stadium, South Florida

January 31, 1999, Attendance: 74,803

**DENVER 34, ATLANTA 19**—John Elway, in his last game, passed for 336 yards and ran for a touchdown to earn most valuable player honors as the Broncos became the first AFC team to win consecutive Super Bowls since the Steelers won XIII and XIV. A 25-yard pass interference penalty on Ray Crockett assisted the Falcons' nine-play, 48-yard game-opening drive that was capped by Morten Andersen's 32-yard field goal. Elway's 41-yard pass to Rod Smith kept alive Denver's ensuing drive and led to Howard Griffith's 1-yard touchdown run. Ronnie Bradford's interception and return to the Broncos' 35 late in the first quarter gave Atlanta excellent field position. However, Jamal Anderson was stopped for no gain on third-and-1 and thrown for a 2-yard loss on fourth down. Denver capitalized on its defensive effort with Jason Elam's 26-yard field goal. The Falcons responded by driving to the Broncos' 8, but Andersen's 26-yard field-goal attempt sailed wide right and on the next play, Elway fired an 80-yard touchdown pass to Smith to turn a possible 10-6 game into a 17-3 Broncos lead. Andersen's 28-yard field goal and 2 misses by Elam on the Broncos' first two second-half possessions gave Atlanta an opportunity to climb back into the game. However, Darrien Gordon dashed the Falcons' hopes with interceptions on consecutive possessions inside the Broncos' 20 to stop drives and set up Broncos touchdowns. Gordon returned the first interception, on a tipped pass, 58 yards to the Falcons' 24 to set up Griffith's second touchdown five plays later, and picked the second pass off at the Broncos' 2 and returned it 50 yards. Terrell Davis turned a short pass into a 39-yard gain, and Elway scored two plays later to give Denver a 31-6 lead. Tim Dwight returned the ensu-

ing kickoff for a touchdown, and, after a field goal by Elam, the Falcons' offense scored with 2:04 remaining on Chandler's 3-yard pass to Terance Mathis. Byron Chamberlain recovered the ensuing outside kick, but Tyrone Braxton recovered Anderson's fumble at the Falcons' 33 with 1:30 remaining to ice the game. The Falcons drove inside the Broncos' 30 seven times, but tallied just 1 touchdown and 2 field goals, throwing 2 interceptions, missing 1 field goal, and turning the ball over 1 time on downs during the other possessions. Elway was 18 of 29 for 336 yards and 1 touchdown, with 1 interception. Davis had 25 carries for 102 yards. Smith had 5 receptions for 152 yards. Chandler was 19 of 35 for 219 yards and 1 touchdown, with 3 interceptions.

<b>Denver (AFC)</b>	7	10	0	17	—	34
<b>Atlanta (NFC)</b>	3	3	0	13	—	19
Atl —	FG Andersen 32 (9:35)					
Den —	Griffith 1 run (Elam kick) (3:55)					
Den —	FG Elam 26 (9:17)					
Den —	R. Smith 80 pass from Elway (Elam kick) (4:54)					
Atl —	FG Andersen 28 (2:25)					
Den —	Griffith 1 run (Elam kick) (14:56)					
Den —	Elway 3 run (Elam kick) (11:20)					
Atl —	Dwight 94 kickoff return (Andersen kick) (11:01)					
Den —	FG Elam 37 (7:08)					
Atl —	Mathis 3 pass from Chandler (pass failed) (2:04)					

### SUPER BOWL XXXII

Qualcomm Stadium, San Diego, California

January 25, 1998, Attendance: 68,912

**DENVER 31, GREEN BAY 24**—Terrell Davis rushed for 157 yards and a Super Bowl-record 3 touchdowns to lead the Broncos to their first NFL championship and break the NFC's streak of Super Bowl victories at 13. The defending Super Bowl champion Packers took the opening kickoff and marched 76 yards in just over four minutes, scoring the first points on Brett Favre's 22-yard touchdown pass to Antonio Freeman. The Broncos responded with a 10-play, 58-yard drive capped by Davis' 1-yard run to tie the game. Tyrone Braxton intercepted Favre two plays later, and John Elway scored on a third-and-goal play to begin the second quarter. Steve Atwater forced Favre to fumble three plays later, and Neil Smith recovered at the Packers' 33. Jason Elam converted a 51-yard field goal, the second longest in Super Bowl history, to give the Broncos a 17-7 lead with 12:21 left in the half. After an exchange of punts, the Packers produced a 17-play, 95-yard drive that consumed 7:26 and finished with Favre's 6-yard touchdown pass to Mark Chmura on third-and-5 with 12 seconds left in the half. Tyrone Williams forced and recovered Davis' fumble at the Broncos' 26 on the first play from scrimmage in the second half. However, the Broncos' defense kept the Packers out of the end zone as Ryan Longwell's 27-yard field goal tied the game with 11:59 left in the third quarter. After another

## SUPER BOWL SUMMARIES

exchange of punts, Elway's 36-yard pass to Ed McCaffrey keyed a 13-play, 92-yard drive capped by Davis' 1-yard touchdown run with 34 seconds left in the third quarter. Tim McKyer recovered Freeman's fumble at the Packers' 22 on the ensuing kickoff return, giving the Broncos a golden opportunity, but Eugene Robinson intercepted Elway's pass in the end zone on the next play. Sparked by Robinson's play, the Packers took just four plays, three on passes to Freeman, to score the tying touchdown with 13:32 remaining. Each defense stiffened, forcing two punts, but the Broncos got great field position following Craig Hentrich's 39-yard punt to the Packers' 49 with 3:27 left and the score tied 24-24. Davis rushed for 2 yards on the first play, but Darrius Holland's 15-yard facemask penalty moved the ball to the Packers' 32. Elway threw a 23-yard pass to Howard Griffith two plays later, and after a holding penalty, Davis rushed 17 yards to the Packers' 1 with 1:47 left. After a timeout, Davis waltzed into the end zone to give Denver a 31-24 lead with 1:45 remaining. Freeman returned the kickoff 22 yards to the Broncos' 30, and Favre completed 22- and 13-yard screen passes to Dorsey Levens to reach the Broncos' 35 with 1:04 left. But after a 4-yard pass to Levens and incompletions to Freeman and Brooks, John Mobley knocked away Favre's pass to Chmura with 32 seconds left to give the Broncos the Vince Lombardi Trophy. Elway was 12 of 22 for 123 yards, with 1 interception. Favre was 25 of 42 for 256 yards and 1 touchdown, with 1 interception. Freeman had 9 receptions for 126 yards. Davis was named the game's most valuable player.

<b>Green Bay (NFC)</b>	7	7	3	7	—	24
<b>Denver (AFC)</b>	7	10	7	7	—	31
GB — Freeman 22 pass from Favre (Longwell kick) (10:58)						
Den — Davis 1 run (Elam kick) (5:39)						
Den — Elway 1 run (Elam kick) (14:55)						
Den — FG Elam 51 (12:21)						
GB — Chmura 6 pass from Favre (Longwell kick) (0:12)						
GB — FG Longwell 27 (11:59)						
Den — Davis 1 run (Elam kick) (0:34)						
GB — Freeman 13 pass from Favre (Longwell kick) (13:32)						
Den — Davis 1 run (Elam kick) (1:45)						

### SUPER BOWL XXXI

Louisiana Superdome, New Orleans, LA  
January 26, 1997, Attendance: 72,301

**GREEN BAY 35, NEW ENGLAND 21**—Desmond Howard returned a kickoff 99 yards for a touchdown and Brett Favre passed for 2 touchdowns and ran for a score as the Packers won their first Super Bowl in twenty-nine years. Howard, en route to garnering the MVP trophy, equaled a Super Bowl record with 244 total return yards. It was Favre's arm that struck first, as he hit Andre Rison for a 54-yard touchdown pass on the Packers' second play from scrimmage to take a 7-0 lead. Two plays later Doug Evans made a diving interception of Drew Bledsoe's pass at the 28-yard

line, setting up Chris Jacke's field goal and giving the Packers a 10-0 lead just 6:18 into the Super Bowl. The Patriots answered with touchdowns on their next two possessions. Craig Newsome's pass interference penalty set up the first touchdown and a 44-yard completion from Bledsoe to Terry Glenn preceding Ben Coates' touchdown gave New England its first and only lead. The 24 combined first quarter points were the most in Super Bowl history. Green Bay struck again 56 seconds into the second quarter as Favre hit Antonio Freeman with a Super Bowl-record 81-yard touchdown bomb. Jacke booted his second field goal on Green Bay's next possession. After a Mike Prior interception, Favre orchestrated a 74-yard, nearly 6-minute drive that concluded with a diving Favre touching the ball against the pylon to give Green Bay a 27-14 half-time lead. Curtis Martin brought the Patriots to within a score by running in from 18 yards out with 3:27 left in the third quarter. But Howard broke the Patriots' spirit by returning the ensuing kickoff a Super Bowl-record 99 yards. Favre found Mark Chmura for the 2-point conversion to finish the scoring. Bledsoe was intercepted twice in the fourth quarter as the Patriots never crossed midfield in 4 fourth-quarter possessions. Reggie White set a Super Bowl record with 3 sacks. Favre completed 14 of 27 passes for 246 yards, with no interceptions. Bledsoe completed 11 more passes than Favre, but for just 7 more yards, and threw 4 interceptions.

**New England (AFC)** 14 0 7 0 — 21

**Green Bay (NFC)** 10 17 8 0 — 35

GB — Rison 54 pass from Favre (Jacke kick) (11:28)
GB — FG Jacke 37 (8:42)
NE — Byars 1 pass from Bledsoe (Vinatieri kick) (6:35)
NE — Coates 4 pass from Bledsoe (Vinatieri kick) (2:33)
GB — Freeman 81 pass from Favre (Jacke kick) (14:04)
GB — FG Jacke 31 (8:15)
GB — Favre 2 run (Jacke kick) (1:11)
NE — Martin 18 run (Vinatieri kick) (3:27)
GB — Howard 99 kickoff return (Chmura pass from Favre) (3:10)

### SUPER BOWL XXX

Sun Devil Stadium, Tempe, Arizona  
January 28, 1996, Attendance: 76,347

**DALLAS 27, PITTSBURGH 17**—Cornerback Larry Brown's 2 interceptions led to 14 second-half points and helped lift the Cowboys to their third Super Bowl victory in the last four seasons and their record-tying fifth title overall. Brown's interceptions foiled the comeback efforts of the Steelers, and earned him the Pete Rozelle Trophy as the game's most valuable player. Dallas scored on each of its first three possessions, taking a 13-0 lead on Troy Aikman's 3-yard touchdown pass to Jay Novacek and a pair of field goals by Chris Boniol. Neil O'Donnell's

6-yard touchdown pass to Yancey Thigpen 13 seconds before halftime pulled Pittsburgh within 6 points, and the Steelers had the ball near midfield midway through the third quarter. But O'Donnell's third-down pass was intercepted by Brown at the Cowboys' 38-yard line, and his 44-yard return carried to Pittsburgh's 18. After Aikman's 17-yard completion to Michael Irvin, Emmitt Smith ran 1 yard for the touchdown that put Dallas ahead again by 13 points. The Steelers rallied, though, behind Norm Johnson's 46-yard field goal, a successful surprise onside kick, and Byron (Bam) Morris' 1-yard touchdown run with 6:36 to play in the game. And when they forced a punt and took possession at their own 32-yard line trailing only 20-17 with 4:15 remaining, it appeared they might have a chance to break the NFC's recent domination in the Super Bowl. But on second down, Brown struck again, intercepting O'Donnell's pass at the 39 and returning it 33 yards to the 6. Two plays later, Smith barreled over from 4 yards out for the clinching touchdown with 3:43 to go. Pittsburgh limited the Cowboys' powerful running game to only 56 yards and enjoyed a whopping 201-61 advantage in total yards in the second half, but could not overcome the 3 interceptions (another came on the game's final play) thrown by O'Donnell, the NFL's career leader for fewest interceptions per pass attempt. In all, O'Donnell completed 28 of 49 passes for 239 yards. Morris rushed for a game-high 73 yards on 19 carries. For Dallas, Aikman completed 15 of 23 pass attempts for 209 yards. The Cowboys' victory was the twelfth in a row for NFC teams over AFC teams in the Super Bowl.

**Dallas (NFC)** 10 3 7 7 — 27

**Pittsburgh (AFC)** 0 7 0 10 — 17

Dall — FG Boniol 42 (12:05)
Dall — Novacek 3 pass from Aikman (Boniol kick) (5:23)
Dall — FG Boniol 35 (6:03)
Pitt — Thigpen 6 pass from O'Donnell (N. Johnson kick) (0:13)
Dall — E. Smith 1 run (Boniol kick) (6:42)
Pitt — FG N. Johnson 46 (11:20)
Pitt — Morris 1 run (N. Johnson kick) (6:36)
Dall — E. Smith 4 run (Boniol kick) (3:43)

### SUPER BOWL XXIX

Joe Robbie Stadium, South Florida  
January 29, 1995, Attendance: 74,107

**SAN FRANCISCO 49, SAN DIEGO 26**—Steve Young passed for a record 6 touchdowns, and the 49ers became the first team to win five Super Bowls when they routed the Chargers. Young, the game's most valuable player, directed an explosive offense that generated 7 touchdowns, 28 first downs, and 455 total yards. He completed 24 of 36 passes for 325 yards, and broke the record of 5 touchdown passes set by former 49ers quarterback Joe Montana in Super Bowl XXIV. San Francisco wasted lit-

## SUPER BOWL SUMMARIES

tle time scoring, taking the lead for good on Young's 44-yard touchdown pass to Jerry Rice only three plays and 1:24 into the game. The next time they had the ball, the 49ers marched 79 yards in four plays, taking a 14-0 lead when Young teamed with running back Ricky Watters on a 51-yard touchdown pass with 10:05 still to play in the opening period. San Diego then put together its most impressive possession of the game, a 13-play, 78-yard drive that consumed more than 7 minutes and was capped by Natrone Means' 1-yard touchdown run, to cut its deficit to 14-7 late in the quarter. But San Francisco countered with a 70-yard drive of its own, and Young's 5-yard touchdown pass to full-back William Floyd made it 21-7. Young's fourth touchdown pass of the half, 8 yards to Watters 4:44 before half-time, increased the advantage to 28-7, and the Chargers could get no closer than 18 points after that. Watters, who ran 9 yards for a touchdown in the third quarter, equaled the Super Bowl record with 3 touchdowns. Rice also scored 3 touchdowns (the second time in his career he'd done that in a Super Bowl) while catching 10 passes for 149 yards. He established career records for receptions, yards, and touchdowns in a Super Bowl. Young, who scrambled 21 yards and 15 yards to set up touchdowns in the first half, was the game's leading rusher with 49 yards on 5 carries. San Diego's Means, who rushed for 1,350 yards during the regular season, was limited to 33 yards on 13 attempts. Chargers quarterback Stan Humphries completed 24 of 49 passes for 275 yards. Rookie Andre Coleman became only the third player in Super Bowl history to return a kickoff for a touchdown, going 98 yards in the third quarter. The 75 points scored by the two teams established another record, breaking the previous mark of 69 set in Dallas' 52-17 victory over Buffalo in XXVII. The 49ers' victory was the eleventh straight for NFC teams over AFC teams in the Super Bowl.

**San Diego (AFC)** 7 3 8 8 — 26  
**San Francisco (NFC)** 14 14 14 7 — 49

SF — Rice 44 pass from S. Young (Brien kick) (13:36)  
 SF — Watters 51 pass from S. Young (Brien kick) (10:05)  
 SD — Means 1 run (Carney kick) (2:44)  
 SF — Floyd 5 pass from S. Young (Brien kick) (13:02)  
 SF — Watters 8 pass from S. Young (Brien kick) (4:44)  
 SD — FG Carney 31 (1:44)  
 SF — Watters 9 run (Brien kick) (9:35)  
 SF — Rice 15 pass from S. Young (Brien kick) (3:18)  
 SD — Coleman 98 kickoff return (Seay pass from Humphries) (3:01)  
 SF — Rice 7 pass from S. Young (Brien kick) (13:49)

SD — Martin 30 pass from Humphries (Pupunu pass from Humphries) (2:25)

### SUPER BOWL XXVIII

Georgia Dome, Atlanta, Georgia  
 January 30, 1994, Attendance: 72,817

**DALLAS 30, BUFFALO 13**—Emmitt Smith rushed for 132 yards and 2 second-half touchdowns to power the Cowboys to their second consecutive NFL title. By winning, Dallas joined San Francisco and Pittsburgh as the only franchises with four Super Bowl victories. The Bills, meanwhile, extended a dubious string by losing in the Super Bowl for the fourth consecutive year. To win, the Cowboys had to rally from a 13-6 halftime deficit. Buffalo had forged its lead on Thurman Thomas' 4-yard touchdown run and a pair of field goals by Steve Christie, including a 54-yard kick, the longest in Super Bowl history. But just 55 seconds into the second half, Thomas was stripped of the ball by Dallas defensive tackle Leon Lett. Safety James Washington recovered and weaved his way 46 yards for a touchdown to tie the game at 13-13. After forcing the Bills to punt, the Cowboys began their next possession on their 36-yard line and Smith, the game's most valuable player, took over. He carried 7 times for 61 yards on the ensuing 8-play, 64-yard drive, capping the march with a 15-yard touchdown run to give Dallas the lead for good with 8:42 remaining in the third quarter. Early in the fourth quarter, Washington intercepted Jim Kelly's pass and returned it 12 yards to Buffalo's 34. A penalty moved the ball back to the 39, but Smith carried twice for 10 yards and caught a screen pass for 9, and quarterback Troy Aikman completed a 16-yard pass to Alvin Harper to give the Cowboys a first-and-goal at the 6. Smith took it from there, cracking the end zone on fourth-and-goal from the 1 to put Dallas ahead 27-13 with 9:50 remaining. Eddie Murray's third field goal, from 20 yards with 2:50 left, ended any doubt about the game's outcome. Smith had 30 carries in all, with 19 of his attempts and 92 yards coming after intermission. Washington, normally a reserve who played most of the game because the Cowboys used five defensive backs to combat the Bills' No-Huddle offense, had 11 tackles and forced another fumble by Thomas in the first quarter. Aikman completed 19 of 27 passes for 207 yards. Buffalo's Kelly completed a Super Bowl-record 31 passes in 50 attempts for 260 yards. Dallas, the first team in NFL history to begin the regular season 0-2 and go on to win the Super Bowl, also became the fifth to win back-to-back titles, following Green Bay, Miami, Pittsburgh (the Steelers did it twice), and San Francisco. Buffalo became the third team, along with Minnesota and Denver, to lose four Super Bowls. The Cowboys' victory was the tenth in succession for the NFC over the AFC.

**Dallas (NFC)** 6 0 14 10 — 30  
**Buffalo (AFC)** 3 10 0 0 — 13

Dall — FG Murray 41 (12:41)  
 Buff — FG Christie 54 (10:19)  
 Dall — FG Murray 24 (3:55)  
 Buff — Thomas 4 run (Christie kick) (12:26)  
 Buff — FG Christie 28 (0:00)  
 Dall — Washington 46 fumble return (Murray kick) (14:05)  
 Dall — E. Smith 15 run (Murray kick) (8:42)  
 Dall — E. Smith 1 run (Murray kick) (9:50)  
 Dall — FG Murray 20 (2:50)

### SUPER BOWL XXVII

Rose Bowl, Pasadena, California  
 January 31, 1993, Attendance: 98,374

**DALLAS 52, BUFFALO 17**—Troy Aikman passed for 4 touchdowns, Emmitt Smith rushed for 108 yards, and the Cowboys converted 9 turnovers into 35 points while coasting to the victory. Dallas' win was its third in its record sixth Super Bowl appearance; the Bills became the first team to drop three in succession. Buffalo led 7-0 until the first 2 of its record number of turnovers helped the Cowboys take the lead for good late in the opening quarter. First, Dallas safety James Washington intercepted Jim Kelly's pass and returned it 13 yards to the Bills' 47, setting up Aikman's 23-yard touchdown pass to tight end Jay Novacek with 1:36 remaining in the period. On the next play from scrimmage, Kelly was sacked by Charles Haley and fumbled at the Bills' 2-yard line where the Cowboys' Jimmie Jones picked up the loose ball and ran 2 yards for a touchdown. Dallas, which recovered 5 fumbles and intercepted 4 passes, struck just as quickly late in the first half, when Aikman tossed 19- and 18-yard touchdown passes to Michael Irvin 18 seconds apart to give the Cowboys a 28-10 lead at intermission. The second score was set up when Bills running back Thurman Thomas lost a fumble at his 19-yard line. Buffalo scored for the last time when backup quarterback Frank Reich, playing because Kelly was injured while attempting to pass midway through the second quarter, threw a 40-yard touchdown pass to Don Beebe on the final play of the third period to trim the deficit to 31-17. But Dallas put the game out of reach by scoring three times in a span of 2:33 of the fourth quarter. Aikman, the game's most valuable player, completed 22 of 30 passes for 273 yards. The victory was the ninth in succession for the NFC over the AFC.

**Buffalo (AFC)** 7 3 7 0 — 17  
**Dallas (NFC)** 14 14 3 21 — 52

Buff — Thomas 2 run (Christie kick) (10:00)  
 Dall — Novacek 23 pass from Aikman (Elliott kick) (1:36)  
 Dall — J. Jones 2 fumble recovery return (Elliott kick) (1:21)  
 Buff — FG Christie 21 (3:24)  
 Dall — Irvin 19 pass from Aikman (Elliott kick) (1:54)

## SUPER BOWL SUMMARIES

- Dall — Irvin 18 pass from Aikman (Elliott kick) (1:36)  
 Dall — FG Elliott 20 (8:21)  
 Buff — Beebe 40 pass from Reich (Christie kick) (0:00)  
 Dall — Harper 45 pass from Aikman (Elliott kick) (10:04)  
 Dall — E. Smith 10 run (Elliott kick) (8:12)  
 Dall — Norton 9 fumble recovery return (Elliott kick) (7:31)

### SUPER BOWL XXVI

Metrodome, Minneapolis, Minnesota  
 January 26, 1992, Attendance: 63,130  
**WASHINGTON 37, BUFFALO 24**—Mark Rypien passed for 292 yards and 2 touchdowns as the Redskins overwhelmed the Bills to win their third Super Bowl in the past 10 years. Rypien, the game's most valuable player, completed 18 of 33 passes, including a 10-yard scoring strike to Earnest Byner and a 30-yard touchdown to Gary Clark. The latter came late in the third quarter after Buffalo had trimmed a 24-0 deficit to 24-10, and effectively put the game out of reach. Washington went on to lead by as much as 37-10 before the Bills made it close with a pair of touchdowns in the final six minutes. Though the Redskins struggled early, converting their first three drives inside the Bills' 20-yard line into only 3 points, they built a 17-0 halftime lead. And they made it 24-0 just 16 seconds into the second half, after Kurt Gouveia intercepted Buffalo quarterback Jim Kelly's pass on the first play of the third quarter and returned it 23 yards to the Bills' 2. One play later, Gerald Riggs scored his second touchdown of the game to make it 24-0. Kelly, forced to bring Buffalo from behind, completed 28 of a Super Bowl-record 58 passes for 275 yards and 2 touchdowns, but was intercepted 4 times. Bills running back Thurman Thomas, who had an AFC-high 1,407 yards rushing and an NFL-best 2,038 total yards from scrimmage during the regular season, ran for only 13 yards on 10 carries and was limited to 27 yards on 4 receptions. Clark had 7 catches for 114 yards and Art Monk added 7 for 113 for the Redskins, who amassed 417 yards of total offense while limiting the explosive Bills to 283. Washington's Joe Gibbs became only the third head coach to win three Super Bowls.

<b>Washington (NFC)</b>	0	17	14	6	— 37
<b>Buffalo (AFC)</b>	0	0	10	14	— 24
Wash — FG Lohmiller	34	(13:02)			
Wash — Byner 10 pass from Rypien (Lohmiller kick)	9:54				
Wash — Riggs 1 run (Lohmiller kick)	7:17				
Wash — Riggs 2 run (Lohmiller kick)	14:44				
Buff — FG Norwood	21	(11:59)			
Buff — Thomas 1 run (Norwood kick)	5:58				
Wash — Clark 30 pass from Rypien (Lohmiller kick)	1:24				
Wash — FG Lohmiller	25	(14:54)			
Wash — FG Lohmiller	39	(11:36)			

- Buff — Metzelaars 2 pass from Kelly (Norwood kick) (5:59)  
 Buff — Beebe 4 pass from Kelly (Norwood kick) (3:55)

### SUPER BOWL XXV

Tampa Stadium, Tampa Bay, Florida  
 January 27, 1991, Attendance: 73,813  
**NEW YORK GIANTS 20, BUFFALO 19**—The NFC champion New York Giants won their second Super Bowl in five years with a 20-19 victory over AFC titlist Buffalo. New York, employing its ball-control offense, had possession for 40 minutes, 33 seconds, a Super Bowl record. The Bills, who scored 95 points in their previous two playoff games leading to Super Bowl XXV, had the ball for less than eight minutes in the second half and just 19:27 for the game. Fourteen of New York's 73 plays came on its initial drive of the third quarter, which covered 75 yards and consumed a Super Bowl-record 9:29 before running back Ottis Anderson ran 1 yard for a touchdown. Giants quarterback Jeff Hostetler kept the long drive going by converting three third-down plays—an 11-yard pass to running back David Meggett on third-and-eight, a 14-yard toss to wide receiver Mark Ingram on third-and-13, and a 9-yard pass to Howard Cross on third-and-four—to give New York a 17-12 lead in the third quarter. Buffalo jumped to a 12-3 lead midway through the second quarter before Hostetler completed a 14-yard scoring strike to wide receiver Stephen Baker to close the score to 12-10 at halftime. Buffalo's Thurman Thomas ran 31 yards for a touchdown on the opening play of the fourth quarter to help Buffalo recapture the lead 19-17. Matt Bahr's 21-yard field goal gave the Giants a 20-19 lead, but Buffalo's Scott Norwood had a chance to win the game with seconds remaining before his 47-yard field-goal attempt sailed wide right. Hostetler completed 20 of 32 passes for 222 yards and 1 touchdown. Anderson rushed 21 times for 102 yards and 1 touchdown to capture most-valuable-player honors. Thomas totaled 190 scrimmage yards, rushing 15 times for 135 yards and catching 5 passes for 55 yards.

<b>Buffalo (AFC)</b>	3	9	0	7	— 19
<b>N.Y. Giants (NFC)</b>	3	7	7	3	— 20
NYG — FG Bahr	28	(7:14)			
Buff — FG Norwood	23	(5:51)			
Buff — D. Smith 1 run (Norwood kick)	12:30				
Buff — Safety, B. Smith tackled Hostetler in end zone	8:27				
NYG — Baker 14 pass from Hostetler (Bahr kick)	0:25				
NYG — Anderson 1 run (Bahr kick)	5:31				
Buff — Thomas 31 run (Norwood kick)	14:52				
NYG — FG Bahr	21	(7:20)			

### SUPER BOWL XXIV

Louisiana Superdome, New Orleans, LA  
 January 28, 1990, Attendance: 72,919  
**SAN FRANCISCO 55, DENVER 10**—NFC titlist San Francisco won its fourth Super Bowl championship with a 55-10 victory over AFC champion Denver. The 49ers, who also won Super Bowls XVI, XIX, and XXIII, tied the Pittsburgh Steelers for most Super Bowl victories. The Steelers captured Super Bowls IX, X, XIII, and XIV. San Francisco's 55 points broke the previous Super Bowl scoring mark of 46 points by Chicago in Super Bowl XX. San Francisco scored touchdowns on four of its six first-half possessions to hold a 27-3 lead at halftime. Interceptions by Michael Walter and Chet Brooks ended the Broncos' first two possessions of the second half. San Francisco quarterback Joe Montana was named the Super Bowl most valuable player for a record third time. Montana completed 22 of 29 passes for 297 yards and a Super Bowl-record 5 touchdowns. Jerry Rice, Super Bowl XXIII most valuable player, caught 7 passes for 148 yards and 3 touchdowns. The 49ers' domination included first downs (28 to 12), net yards (461 to 167), and time of possession (39:31 to 20:29).

<b>San Francisco (NFC)</b>	13	14	14	14	— 55
<b>Denver (AFC)</b>	3	0	7	0	— 10
SF — Rice 20 pass from Montana (Cofer kick)	10:06				
Den — FG Treadwell	42	(6:47)			
SF — Jones 7 pass from Montana (kick failed)	0:03				
SF — Rathman 1 run (Cofer kick)	7:15				
SF — Rice 38 pass from Montana (Cofer kick)	0:34				
SF — Rice 28 pass from Montana (Cofer kick)	12:48				
SF — Taylor 35 pass from Montana (Cofer kick)	9:44				
Den — Elway 3 run (Treadwell kick)	6:53				
SF — Rathman 3 run (Cofer kick)	14:57				
SF — Craig 1 run (Cofer kick)	13:47				

### SUPER BOWL XXIII

Joe Robbie Stadium, South Florida  
 January 22, 1989, Attendance: 75,129  
**SAN FRANCISCO 20, CINCINNATI 16**—NFC champion San Francisco captured its third Super Bowl of the 1980s by defeating AFC champion Cincinnati 20-16. The 49ers, who also won Super Bowls XVI and XIX, became the first NFC team to win three Super Bowls. Pittsburgh, with four Super Bowl titles (IX, X, XIII, and XIV), and the Oakland/Los Angeles Raiders, with three (XI, XV, and XVIII), lead AFC franchises. Even though San Francisco held an advantage in total net yards (453 to 229), the 49ers found themselves trailing the Bengals late in the game. With the score 13-13, Cincinnati took a 16-13 lead on Jim Breech's 40-yard field goal with 3:20 remaining. It was Breech's third field goal of the day, following earlier successes from 34

## SUPER BOWL SUMMARIES

and 43 yards. The 49ers started their winning drive at their 8-yard line. Over the next 11 plays, San Francisco covered 92 yards with the decisive score coming on a 10-yard pass from quarterback Joe Montana to wide receiver John Taylor with 34 seconds remaining. At halftime, the score was 3-3, the first time in Super Bowl history the game was tied at intermission. After the teams traded third-period field goals, the Bengals jumped ahead 13-6 on Stanford Jennings' 93-yard kickoff return for a touchdown with 34 seconds remaining in the quarter. The 49ers didn't waste any time coming back as they covered 85 yards in four plays, concluding with Montana's 14-yard scoring pass to Jerry Rice 57 seconds into the final stanza. Rice was named the game's most valuable player after compiling 11 catches for a Super Bowl-record 215 yards. Montana completed 23 of 36 passes for a Super Bowl-record 357 yards and 2 touchdowns.

**Cincinnati (AFC)** 0 3 10 3 — 16

**San Francisco (NFC)** 3 0 3 14 — 20

SF — FG Cofer 41 (3:14)

Cin — FG Breech 34 (1:15)

Cin — FG Breech 43 (5:39)

SF — FG Cofer 32 (0:50)

Cin — Jennings 93 kickoff return

(Breech kick) (0:34)

SF — Rice 14 pass from Montana

(Cofer kick) (14:03)

Cin — FG Breech 40 (3:20)

SF — Taylor 10 pass from Montana

(Cofer kick) (0:34)

### SUPER BOWL XXII

San Diego Jack Murphy Stadium, San Diego, CA  
January 31, 1988, Attendance: 73,302

**WASHINGTON 42, DENVER 10**—NFC champion Washington won Super Bowl XXII and its second NFL championship of the 1980s with a 42-10 decision over AFC champion Denver. The Redskins, who also won Super Bowl XVII, enjoyed a record-setting second quarter en route to the victory. The Broncos broke in front 10-0 when quarterback John Elway threw a 56-yard touchdown pass to wide receiver Ricky Nattiel on the Broncos' first play from scrimmage. Following a Washington punt, Denver's Rich Karlis kicked a 24-yard field goal to cap a seven-play, 61-yard scoring drive. The Redskins then erupted for 35 points on five straight possessions in the second period and coasted thereafter. The 35 points established an NFL postseason mark for most points in a period. Redskins quarterback Doug Williams led the second-period explosion by passing for a Super Bowl record-tying 4 touchdowns, including 80- and 50-yard passes to wide receiver Ricky Sanders, a 27-yard toss to wide receiver Gary Clark, and an 8-yard pass to tight end Clint Didier. Washington scored 5 touchdowns in 18 plays with total time of possession of only 5:47. Overall, Williams completed 18 of 29 passes for 340 yards and was named the game's most valuable player. His pass-yardage total eclipsed the Super Bowl record of 331 yards by Joe

Montana of San Francisco in Super Bowl XIX. Sanders ended with 193 yards on 9 catches, breaking the previous Super Bowl yardage record of 161 yards by Lynn Swann of Pittsburgh in Game X. Rookie running back Timmy Smith was the game's leading rusher with 22 carries for a Super Bowl-record 204 yards, breaking the previous mark of 191 yards by Marcus Allen of the Raiders in Game XVIII. Smith also scored twice on runs of 58 and 4 yards. Washington's 6 touchdowns and 602 total yards gained also set Super Bowl records. Redskins cornerback Barry Wilburn had 2 of the team's 3 interceptions, and strong safety Alvin Walton had 2 of Washington's 5 sacks.

**Washington (NFC)** 0 35 0 7 — 42

**Denver (AFC)** 10 0 0 0 — 10

Den — Nattiel 56 pass from Elway

(Karlis kick) (13:03)

Den — FG Karlis 24 (9:09)

Wash — Sanders 80 pass from Williams

(Haji-Sheikh kick) (14:07)

Wash — Clark 27 pass from Williams

(Haji-Sheikh kick) (10:15)

Wash — Smith 58 run (Haji-Sheikh kick)

(6:27)

Wash — Sanders 50 pass from Williams

(Haji-Sheikh kick) (3:42)

Wash — Didier 8 pass from Williams

(Haji-Sheikh kick) (1:04)

Wash — Smith 4 run (Haji-Sheikh kick)

(13:09)

### SUPER BOWL XXI

Rose Bowl, Pasadena, California

January 25, 1987, Attendance: 101,063

**NEW YORK GIANTS 39, DENVER 20**—The NFC champion New York Giants captured their first NFL title since 1956 when they downed the AFC champion Denver Broncos 39-20 in Super Bowl XXI. The victory marked the NFC's fifth NFL title in the past six seasons. The Broncos, behind the passing of quarterback John Elway, who was 13 of 20 for 187 yards in the first half, held a 10-9 lead at intermission, the narrowest halftime margin in Super Bowl history. Denver's Rich Karlis opened the scoring with a Super Bowl record-tying 48-yard field goal. New York drove 78 yards in nine plays on the next series to take a 7-3 lead on quarterback Phil Simms' 6-yard touchdown pass to tight end Zeke Mowatt. The Broncos came right back with a 58-yard scoring drive on six plays capped by Elway's 4-yard touchdown run. The only scoring in the second period was the sack of Elway in the end zone by defensive end George Martin for a New York safety. The Giants produced a key defensive stand early in the second quarter when the Broncos had a first down at the New York 1-yard line, but failed to score on three running plays and Karlis' 23-yard missed field-goal attempt. The Giants took command of the game in the third period en route to a 30-point second half, the most ever scored in one half of Super Bowl play. New York took the lead for good on tight end Mark Bavaro's 13-yard touchdown catch 4:52 into the third period. The nine-

play, 63-yard scoring drive included the successful conversion of a fourth-and-1 play on the New York 46-yard line. Denver was limited to only 2 net yards on 10 offensive plays in the third period. Simms set Super Bowl records for most consecutive completions (10) and highest completion percentage (88 percent on 22 completions in 25 attempts). He also passed for 268 yards and 3 touchdowns and was named the game's most valuable player. New York running back Joe Morris was the game's leading rusher with 20 carries for 67 yards. Denver wide receiver Vance Johnson led all receivers with 5 catches for 121 yards.

**Denver (AFC)** 10 0 0 10 — 20

**N.Y. Giants (NFC)** 7 2 17 13 — 39

Den — FG Karlis 48 (10:51)

NYG — Mowatt 6 pass from Simms

(Allegre kick) (5:27)

Den — Elway 4 run (Karlis kick) (2:06)

NYG — Safety, Martin tackled Elway in

end zone (2:46)

NYG — Bavaro 13 pass from Simms

(Allegre kick) (10:08)

NYG — FG Allegre 21 (3:54)

NYG — Morris 1 run (Allegre kick)

(0:24)

NYG — McConkey 6 pass from Simms

(Allegre kick) (10:56)

Den — FG Karlis 28 (6:01)

NYG — Anderson 2 run (kick failed)

(4:18)

Den — V. Johnson 47 pass from Elway

(Karlis kick) (2:06)

### SUPER BOWL XX

Louisiana Superdome, New Orleans, LA

January 26, 1986, Attendance: 73,818

**CHICAGO 46, NEW ENGLAND 10**—The NFC champion Chicago Bears, seeking their first NFL title since 1963, scored a Super Bowl-record 46 points in downing AFC champion New England 46-10 in Super Bowl XX. The previous record for most points in a Super Bowl was 38, shared by San Francisco in XIX and the Los Angeles Raiders in XVIII. The Bears' league-leading defense tied the Super Bowl record for sacks (7) and limited the Patriots to a record-low 7 rushing yards. New England took the quickest lead in Super Bowl history when Tony Franklin kicked a 36-yard field goal with 1:19 elapsed in the first period. The score came about because of Larry McGrew's fumble recovery at the Chicago 19-yard line. However, the Bears rebounded for a 23-3 first-half lead, while building a yardage advantage of 236 total yards to New England's minus 19. Running back Matt Suhey rushed 8 times for 37 yards, including an 11-yard touchdown run, and caught 1 pass for 24 yards in the first half. After the Patriot's first drive of the second half ended with a punt to the Bears' 4-yard line, Chicago marched 96 yards in nine plays with quarterback Jim McMahon's 1-yard scoring run capping the drive. McMahon became the first quarterback in Super Bowl history to rush for a pair of touchdowns. The Bears completed their scoring



## SUPER BOWL SUMMARIES

via a 28-yard interception return by reserve cornerback Reggie Phillips, a 1-yard run by defensive tackle/fullback William Perry, and a safety when defensive end Henry Waechter tackled Patriots quarterback Steve Grogan in the end zone. Bears defensive end Richard Dent became the fourth defender to be named the game's most valuable player after contributing 1.5 sacks. The Bears' victory margin of 36 points was the largest in Super Bowl history, bettering the previous mark of 29 by the Los Angeles Raiders when they topped Washington 38-9 in Game XVIII. McMahon completed 12 of 20 passes for 256 yards before leaving the game in the fourth period with a wrist injury. The NFL's all-time leading rusher, Bears running back Walter Payton, carried 22 times for 61 yards. Wide receiver Willie Gault caught 4 passes for 129 yards, the fourth-most receiving yards in a Super Bowl. Chicago coach Mike Ditka became the second man (Tom Flores of Raiders was the other) to win a Super Bowl ring as a player and as a coach.

<b>Chicago (NFC)</b>	13	10	21	2	—	46
<b>New England (AFC)</b>	3	0	0	7	—	10
NE	—	FG Franklin	36	(13:41)		
Chi	—	FG Butler	28	(9:20)		
Chi	—	FG Butler	24	(1:26)		
Chi	—	Suhey	11 run	(Butler kick)	(0:23)	
Chi	—	McMahon	2 run	(Butler kick)	(7:24)	
Chi	—	FG Butler	24	(0:00)		
Chi	—	McMahon	1 run	(Butler kick)	(7:22)	
Chi	—	Phillips	28 interception return	(Butler kick)	(6:16)	
Chi	—	Perry	1 run	(Butler kick)	(3:22)	
NE	—	Fryar	8 pass from Grogan	(Franklin kick)	(13:14)	
Chi	—	Safety, Waechter	tackled Grogan in end zone	(5:36)		

### SUPER BOWL XIX

Stanford Stadium, Stanford, California  
January 20, 1985, Attendance: 84,059

**SAN FRANCISCO 38, MIAMI 16**—The San Francisco 49ers captured their second Super Bowl title with a dominating offense and a defense that tamed Miami's explosive passing attack. The Dolphins held a 10-7 lead at the end of the first period, which represented the most points scored by two teams in an opening quarter of a Super Bowl. However, the 49ers used excellent field position in the second period to build a 28-16 halftime lead. Running back Roger Craig set a Super Bowl record by scoring 3 touchdowns on pass receptions of 8 and 16 yards and a run of 2 yards. San Francisco's Joe Montana was voted the game's most valuable player. He joined Green Bay's Bart Starr and Pittsburgh's Terry Bradshaw as the only two-time Super Bowl most valuable players. Montana completed 24 of 35 passes for a Super Bowl-record 331 yards and 3 touchdowns, and rushed 5 times for 59 yards, including a 6-yard touchdown. Craig had 58 yards on 15 carries and caught 7

passes for 77 yards. Wendell Tyler rushed 13 times for 65 yards and had 4 catches for 70 yards. Dwight Clark had 6 receptions for 77 yards, while Russ Francis had 5 for 60. San Francisco's 537 total net yards bettered the previous Super Bowl record of 429 yards by Oakland in Super Bowl XI. The 49ers also held a time of possession advantage over the Dolphins of 37:11 to 22:49.

<b>Miami (AFC)</b>	10	6	0	0	—	16
<b>San Francisco (NFC)</b>	7	21	10	0	—	38
Mia	—	FG von Schamann	37	(7:24)		
SF	—	Monroe	33 pass from Montana	(Wersching kick)	(3:12)	
Mia	—	D. Johnson	2 pass from Marino	(von Schamann kick)	(0:45)	
SF	—	Craig	8 pass from Montana	(Wersching kick)	(11:34)	
SF	—	Montana	6 run	(Wersching kick)	(6:58)	
SF	—	Craig	2 run	(Wersching kick)	(2:05)	
Mia	—	FG von Schamann	31	(0:12)		
Mia	—	FG von Schamann	30	(0:00)		
SF	—	FG Wersching	27	(10:12)		
SF	—	Craig	16 pass from Montana	(Wersching kick)	(6:18)	

### SUPER BOWL XVIII

Tampa Stadium, Tampa Bay, Florida  
January 22, 1984, Attendance: 72,920

#### LOS ANGELES RAIDERS 38, WASHINGTON 9

—The Los Angeles Raiders dominated the Washington Redskins from the beginning in Super Bowl XVIII and achieved the most lopsided victory in Super Bowl history, surpassing Green Bay's 35-10 win over Kansas City in Super Bowl I. The Raiders took a 7-0 lead 4:52 into the game when Derrick Jensen blocked Jeff Hayes' punt and recovered it in the end zone for a touchdown. With 9:14 remaining in the first half, Raiders quarterback Jim Plunkett fired a 12-yard touchdown pass to wide receiver Cliff Branch to complete a three-play, 65-yard drive. Washington cut the Raiders' lead to 14-3 on a 24-yard field goal by Mark Moseley. With seven seconds left in the first half, Raiders linebacker Jack Squirek intercepted Joe Theismann's pass at the Redskins' 5-yard line and ran it in for a touchdown to give Los Angeles a 21-3 halftime lead. In the third period, running back Marcus Allen, who rushed for a Super Bowl-record 191 yards on 20 carries, increased the Raiders' lead to 35-9 on touchdown runs of 5 and 74 yards, the latter erasing the Super Bowl record of 58 yards set by Baltimore's Tom Matte in Game III. Allen was named the game's most valuable player. The victory over Washington raised Raiders coach Tom Flores' playoff record to 8-1, including a 27-10 win against Philadelphia in Super Bowl XV. The 38 points scored by the Raiders were the highest total by a Super Bowl team. The previous high was 35 points by Green Bay in Game I.

<b>Washington (NFC)</b>	0	3	6	0	—	9
<b>L.A. Raiders (AFC)</b>	7	14	14	3	—	38
Raiders	—	Jensen	recovered blocked punt in end zone	(Bahr kick)	(10:08)	
Raiders	—	Branch	12 pass from Plunkett	(Bahr kick)	(9:14)	
Wash	—	FG Moseley	24	(3:05)		
Raiders	—	Squirek	5 interception return	(Bahr kick)	(0:07)	
Wash	—	Riggins	1 run	(kick blocked)	(10:52)	
Raiders	—	Allen	5 run	(Bahr kick)	(7:06)	
Raiders	—	Allen	74 run	(Bahr kick)	(0:00)	
Raiders	—	FG Bahr	21	(2:24)		

### SUPER BOWL XVII

Rose Bowl, Pasadena, California  
January 30, 1983, Attendance: 103,667

#### WASHINGTON 27, MIAMI 17

—Fullback John Riggins ran for a Super Bowl-record 166 yards on 38 carries to spark Washington to a 27-17 victory over AFC champion Miami. It was Riggins' fourth straight 100-yard rushing game during the playoffs, also a record. The win marked Washington's first NFL title since 1942, and was only the second time in Super Bowl history NFL/NFC teams scored consecutive victories (Green Bay did it in Super Bowls I and II and San Francisco won Super Bowl XVI). The Redskins, under second-year head coach Joe Gibbs, used a balanced offense that accounted for 400 total yards (a Super Bowl-record 276 yards rushing and 124 passing), second in Super Bowl history to 429 yards by Oakland in Super Bowl XI. The Dolphins built a 17-10 halftime lead on a 76-yard touchdown pass from quarterback David Woodley to wide receiver Jimmy Cefalo 6:49 into the first period, a 20-yard field goal by Uwe von Schamann with 6:00 left in the half, and a Super Bowl-record 98-yard kickoff return by Fulton Walker with 1:38 remaining. Washington had tied the score at 10-10 with 1:51 left on a 4-yard touchdown pass from Joe Theismann to wide receiver Alvin Garrett. Mark Moseley started the Redskins' scoring with a 31-yard field goal late in the first period, and added a 20-yard kick midway through the third period to cut the Dolphins' lead to 17-13. Riggins, who was voted the game's most valuable player, gave Washington its first lead of the game with 10:01 left when he ran 43 yards off left tackle for a touchdown in a fourth-and-1 situation. Wide receiver Charlie Brown caught a 6-yard scoring pass from Theismann with 1:55 left to complete the scoring. The Dolphins managed only 176 yards (142 in first half). Theismann completed 15 of 23 passes for 143 yards, with 2 touchdowns and 2 interceptions. For Miami, Woodley was 4 of 14 for 97 yards, with 1 touchdown, and 1 interception. Don Strock was 0 for 3 in relief.

## SUPER BOWL SUMMARIES

<b>Miami (AFC)</b>	7	10	0	0	—	17
<b>Washington (NFC)</b>	0	10	3	14	—	27
Mia	— Cefalo 76 pass from Woodley (von Schamann kick) (8:11)					
Wash	— FG Moseley 31 (0:39)					
Mia	— FG von Schamann 20 (6:00)					
Wash	— Garrett 4 pass from Theismann (Moseley kick) (1:51)					
Mia	— Walker 98 kickoff return (von Schamann kick) (1:38)					
Wash	— FG Moseley 20 (8:09)					
Wash	— Riggins 43 run (Moseley kick) (10:01)					
Wash	— Brown 6 pass from Theismann (Moseley kick) (1:55)					

### SUPER BOWL XVI

Pontiac Silverdome, Pontiac, Michigan  
January 24, 1982, Attendance: 81,270  
**SAN FRANCISCO 26, CINCINNATI 21**—Ray Wersching's Super Bowl record-tying 4 field goals and Joe Montana's controlled passing helped lift the San Francisco 49ers to their first NFL championship with a 26-21 victory over Cincinnati. The 49ers built a game-record 20-0 halftime lead via Montana's 1-yard touchdown run, which capped an 11-play, 68-yard drive; fullback Earl Cooper's 11-yard scoring pass from Montana, which climaxed a Super Bowl record 92-yard drive on 12 plays; and Wersching's 22- and 26-yard field goals. The Bengals rebounded in the second half, closing the gap to 20-14 on quarterback Ken Anderson's 5-yard run and Dan Ross' 4-yard reception from Anderson, who established Super Bowl passing records for completions (25) and completion percentage (73.5 percent on 25 of 34). Wersching added early fourth-period field goals of 40 and 23 yards to increase the 49ers' lead to 26-14. The Bengals managed to score on an Anderson-to-Ross 3-yard pass with only 16 seconds remaining. Ross set a Super Bowl record with 11 receptions for 104 yards. Montana, the game's most valuable player, completed 14 of 22 passes for 157 yards. Cincinnati compiled 356 yards to San Francisco's 275, which marked the first time in Super Bowl history that the team that gained the most yards from scrimmage lost the game.

<b>San Francisco (NFC)</b>	7	13	0	6	—	26
<b>Cincinnati (AFC)</b>	0	0	7	14	—	21
SF	— Montana 1 run (Wersching kick) (5:52)					
SF	— Cooper 11 pass from Montana (Wersching kick) (6:53)					
SF	— FG Wersching 22 (0:15)					
SF	— FG Wersching 26 (0:02)					
Cin	— Anderson 5 run (Breech kick) (11:25)					
Cin	— Ross 4 pass from Anderson (Breech kick) (10:06)					
SF	— FG Wersching 40 (5:25)					
SF	— FG Wersching 23 (1:57)					
Cin	— Ross 3 pass from Anderson (Breech kick) (0:16)					

### SUPER BOWL XV

Louisiana Superdome, New Orleans, LA  
January 25, 1981, Attendance: 76,135  
**OAKLAND 27, PHILADELPHIA 10**—Jim Plunkett passed for 3 touchdowns, including an 80-yard strike to Kenny King, as the Raiders became the first wild-card team to win the Super Bowl. Plunkett's touchdown bomb to King—the longest play in Super Bowl history—gave Oakland a decisive 14-0 lead with nine seconds left in the first period. Linebacker Rod Martin had set up Oakland's first touchdown, a 2-yard reception by Cliff Branch, with a 17-yard interception return to the Eagles' 30-yard line. The Eagles never recovered from that early deficit, managing only Tony Franklin's field goal (30 yards) and an 8-yard touchdown pass from Ron Jaworski to Keith Krepfle. Plunkett, who became a starter in the sixth game of the season, completed 13 of 21 for 261 yards and was named the game's most valuable player. Oakland won 9 of 11 games with Plunkett starting, but that was good enough only for second place in the AFC West, although they tied division winner San Diego with an 11-5 record. The Raiders, who had previously won Super Bowl XI over Minnesota, had to win three playoff games to get to the championship game. Oakland defeated Houston 27-7 at home followed by road victories over Cleveland (14-12) and San Diego (34-27). Oakland's Mark van Eeghen was the game's leading rusher with 75 yards on 18 carries. Philadelphia's Wilbert Montgomery led all receivers with 6 receptions for 91 yards. Branch had 5 for 67 and Harold Carmichael of Philadelphia 5 for 83. Martin finished the game with 3 interceptions, a Super Bowl record.

<b>Oakland (AFC)</b>	14	0	10	3	—	27
<b>Philadelphia (NFC)</b>	0	3	0	7	—	10
Oak	— Branch 2 pass from Plunkett (Bahr kick) (8:56)					
Oak	— King 80 pass from Plunkett (Bahr kick) (0:09)					
Phil	— FG Franklin 30 (10:28)					
Oak	— Branch 29 pass from Plunkett (Bahr kick) (12:24)					
Oak	— FG Bahr 46 (4:35)					
Phil	— Krepfle 8 pass from Jaworski (Franklin kick) (13:59)					
Oak	— FG Bahr 35 (8:29)					

### SUPER BOWL XIV

Rose Bowl, Pasadena, California  
January 20, 1980, Attendance: 103,985  
**PITTSBURGH 31, LOS ANGELES 19**—Terry Bradshaw completed 14 of 21 passes for 309 yards and set two passing records as the Steelers became the first team to win four Super Bowls. Despite 3 interceptions by the Rams, Bradshaw kept his poise and brought the Steelers from behind twice in the second half. Trailing 13-10 at halftime, Pittsburgh went ahead 17-13 when Bradshaw hit Lynn Swann with a 47-yard touchdown pass after 2:48 of the third quarter. On the Rams' next possession Vince Ferragamo, who was 15 of 25 for 212 yards,

responded with a 50-yard pass to Billy Waddy that moved Los Angeles from its 26 to the Steelers' 24. On the following play, Lawrence McCutcheon connected with Ron Smith on a halfback option pass that gave the Rams a 19-17 lead. On Pittsburgh's initial possession of the final period, Bradshaw lofted a 73-yard scoring pass to John Stallworth to put the Steelers in front to stay 24-19. Franco Harris scored on a 1-yard run later in the quarter to seal the verdict. A 45-yard pass from Bradshaw to Stallworth was the key play in the drive to Harris' score. Bradshaw, the game's most valuable player for the second straight year, set career Super Bowl records for most touchdown passes (9) and most passing yards (932). Larry Anderson gave the Steelers excellent field position throughout the game with 5 kickoff returns for a record 162 yards.

<b>Los Angeles (NFC)</b>	7	6	6	0	—	19
<b>Pittsburgh (AFC)</b>	3	7	7	14	—	31
Pitt	— FG Bahr 41 (7:31)					
LA	— Bryant 1 run (Corral kick) (2:44)					
Pitt	— Harris 1 run (Bahr kick) (12:52)					
LA	— FG Corral 31 (7:21)					
LA	— FG Corral 45 (0:14)					
Pitt	— Swann 47 pass from Bradshaw (Bahr kick) (12:12)					
LA	— Smith 24 pass from McCutcheon (kick failed) (10:15)					
Pitt	— Stallworth 73 pass from Bradshaw (Bahr kick) (12:04)					
Pitt	— Harris 1 run (Bahr kick) (1:49)					

### SUPER BOWL XIII

Orange Bowl, Miami, Florida  
January 21, 1979, Attendance: 79,484  
**PITTSBURGH 35, DALLAS 31**—Terry Bradshaw passed for a record 4 touchdowns to lead the Steelers to victory. The Steelers became the first team to win three Super Bowls, mostly because of Bradshaw's accurate arm. Bradshaw, voted the game's most valuable player, completed 17 of 30 passes for 318 yards, a personal high. Four of those passes went for touchdowns—2 to John Stallworth and the third, with 26 seconds remaining in the second period, to Rocky Bleier for a 21-14 halftime lead. The Cowboys scored twice before intermission on Roger Staubach's 39-yard pass to Tony Hill and a 37-yard fumble return by linebacker Mike Hegman, who stole the ball from Bradshaw. The Steelers broke open the contest with 2 touchdowns in a span of 19 seconds midway through the final period. Franco Harris rambled 22 yards up the middle to give the Steelers a 28-17 lead with 7:10 left. Pittsburgh got the ball right back when Randy White fumbled the kickoff and Dennis Winston recovered for the Steelers. On first down, Bradshaw fired his fourth touchdown pass, an 18-yard pass to Lynn Swann to boost the Steelers' lead to 35-17 with 6:51 to play. The Cowboys refused to let the Steelers run away with the contest. Staubach connected with Billy Joe DuPree on a 7-yard scoring pass with 2:23 left. Then the Cowboys recovered an onside

## SUPER BOWL SUMMARIES

kick and Staubach took them in for another score, passing 4 yards to Butch Johnson with 22 seconds remaining. Bleier recovered another onside kick with 17 seconds left to seal the victory for the Steelers.

**Pittsburgh (AFC)** 7 14 0 14 — 35  
**Dallas (NFC)** 7 7 3 14 — 31

Pitt — Stallworth 28 pass from Bradshaw (Gerela kick) (9:47)  
 Dall — Hill 39 pass from Staubach (Septien kick) (0:00)  
 Dall — Hegman 37 fumble recovery return (Septien kick) (12:08)  
 Pitt — Stallworth 75 pass from Bradshaw (Gerela kick) (10:25)  
 Pitt — Bleier 7 pass from Bradshaw (Gerela kick) (0:26)  
 Dall — FG Septien 27 (2:36)  
 Pitt — Harris 22 run (Gerela kick) (7:10)  
 Pitt — Swann 18 pass from Bradshaw (Gerela kick) (6:51)  
 Dall — DuPree 7 pass from Staubach (Septien kick) (2:23)  
 Dall — B. Johnson 4 pass from Staubach (Septien kick) (0:22)

### SUPER BOWL XII

Louisiana Superdome, New Orleans, LA  
 January 15, 1978, Attendance: 75,583

**DALLAS 27, DENVER 10**—The Cowboys evened their Super Bowl record at 2-2 by defeating Denver before a sellout crowd plus 102,010,000 television viewers, the largest audience ever to watch a sporting event. Dallas converted 2 interceptions into 10 points and Efen Herrera added a 35-yard field goal for a 13-0 halftime advantage. In the third period Craig Morton engineered a drive to the Cowboys' 30 and Jim Turner's 47-yard field goal made the score 13-3. After an exchange of punts, Butch Johnson made a spectacular diving catch in the end zone to complete a 45-yard pass from Roger Staubach and put the Cowboys ahead 20-3. Following Rick Upchurch's 67-yard kickoff return, Norris Weese guided the Broncos to a touchdown to cut the deficit to 20-10. Dallas clinched the victory when running back Robert Newhouse tossed a 29-yard touchdown pass to Golden Richards with 7:04 left in the game. It was the first pass thrown by Newhouse since 1975. Harvey Martin and Randy White, who were named co-most valuable players, led the Cowboys' defense, which recovered 4 fumbles and intercepted 4 passes.

**Dallas (NFC)** 10 3 7 7 — 27  
**Denver (AFC)** 0 0 10 0 — 10

Dall — Dorsett 3 run (Herrera kick) (4:29)  
 Dall — FG Herrera 35 (1:31)  
 Dall — FG Herrera 43 (11:16)  
 Den — FG Turner 47 (12:32)  
 Dall — Johnson 45 pass from Staubach (Herrera kick) (6:59)  
 Den — Lytle 1 run (Turner kick) (5:39)  
 Dall — Richards 29 pass from Newhouse (Herrera kick) (7:04)

### SUPER BOWL XI

Rose Bowl, Pasadena, California

January 9, 1977, Attendance: 103,438

**OAKLAND 32, MINNESOTA 14**—The Raiders won their first NFL championship before a record Super Bowl crowd plus 81 million television viewers, the largest audience ever to watch a sporting event. The Raiders gained a record-breaking 429 yards, including running back Clarence Davis' 137 rushing yards. Wide receiver Fred Biletnikoff made 4 key receptions, which earned him the game's most valuable player trophy. Oakland scored on three successive possessions in the second quarter to build a 16-0 halftime lead. Errol Mann's 24-yard field goal opened the scoring, then the AFC champions put together drives of 64 and 35 yards, scoring on a 1-yard pass from Ken Stabler to Dave Casper and a 1-yard run by Pete Banaszak. The Raiders increased their lead to 19-0 on a 40-yard field goal in the third quarter, but Minnesota responded with a 12-play, 58-yard drive late in the period, with Fran Tarkenton passing 8 yards to wide receiver Sammy White to cut the deficit to 19-7. Two fourth-quarter interceptions clinched the title for the Raiders. One set up Banaszak's second touchdown run, the other resulted in cornerback Willie Brown's Super Bowl-record 75-yard interception return.

**Oakland (AFC)** 0 16 3 13 — 32  
**Minnesota (NFC)** 0 0 7 7 — 14

Oak — FG Mann 24 (14:12)  
 Oak — Casper 1 pass from Stabler (Mann kick) (7:10)  
 Oak — Banaszak 1 run (kick failed) (3:33)  
 Oak — FG Mann 40 (5:16)  
 Minn — S. White 8 pass from Tarkenton (Cox kick) (0:47)  
 Oak — Banaszak 2 run (Mann kick) (7:39)  
 Oak — Brown 75 interception return (kick failed) (5:43)  
 Minn — Voigt 13 pass from Lee (Cox kick) (0:25)

### SUPER BOWL X

Orange Bowl, Miami, Florida

January 18, 1976, Attendance: 80,187

**PITTSBURGH 21, DALLAS 17**—The Steelers won the Super Bowl for the second year in a row on Terry Bradshaw's 64-yard touchdown pass to Lynn Swann and an aggressive defense that snuffed out a late rally by the Cowboys with an end-zone interception on the final play of the game. In the fourth quarter, Pittsburgh ran on fourth down and gave up the ball on the Cowboys' 39 with 1:22 to play. Roger Staubach ran and passed for 2 first downs but his last desperation pass was picked off by Glen Edwards. Dallas' scoring was the result of 2 touchdown passes by Staubach, one to Drew Pearson for 29 yards and the other to Percy Howard for 34 yards. Howard's reception was the only catch of his NFL career. Toni Fritsch had a 36-yard field goal. The Steelers scored on 2 touchdown passes by Brad-

shaw, 1 to Randy Grossman for 7 yards and the long bomb to Swann. Roy Gerela had 36- and 18-yard field goals. Reggie Harrison blocked a punt through the end zone for a safety. Swann set a Super Bowl record by gaining 161 yards on his 4 receptions.

**Dallas (NFC)** 7 3 0 7 — 17  
**Pittsburgh (AFC)** 7 0 0 14 — 21

Dall — D. Pearson 29 pass from Staubach (Fritsch kick) (10:24)  
 Pitt — Grossman 7 pass from Bradshaw (Gerela kick) (5:57)  
 Dall — FG Fritsch 36 (14:45)  
 Pitt — Safety, Harrison blocked Hoopes' punt through end zone (11:28)  
 Pitt — FG Gerela 36 (8:41)  
 Pitt — FG Gerela 18 (6:37)  
 Pitt — Swann 64 pass from Bradshaw (kick failed) (3:02)  
 Dall — P. Howard 34 pass from Staubach (Fritsch kick) (1:48)

### SUPER BOWL IX

Tulane Stadium, New Orleans, Louisiana

January 12, 1975, Attendance: 80,997

**PITTSBURGH 16, MINNESOTA 6**—AFC champion Pittsburgh, in its initial Super Bowl appearance, and NFC champion Minnesota, making a third bid for its first Super Bowl title, struggled through a first half in which the only score was produced by the Steelers' defense when Dwight White downed Vikings' quarterback Fran Tarkenton in the end zone for a safety 7:49 into the second period. The Steelers forced another break and took advantage on the second-half kickoff when Minnesota's Bill Brown fumbled and Marv Kellum recovered for Pittsburgh on the Vikings' 30. After Rocky Bleier failed to gain on first down, Franco Harris carried 3 consecutive times for 24 yards, a loss of 3, and a 9-yard touchdown and a 9-0 lead. Though its offense was completely stymied by Pittsburgh's defense, Minnesota managed to move into a threatening position after 4:27 of the final period when Matt Blair blocked Bobby Walden's punt and Terry Brown recovered the ball in the end zone for a touchdown. Fred Cox's kick failed and the Steelers led 9-6. Pittsburgh wasted no time putting the victory away. The Steelers took the ensuing kickoff and marched 66 yards in 11 plays, climaxed by Terry Bradshaw's 4-yard scoring pass to Larry Brown with 3:31 left. Pittsburgh's defense permitted Minnesota only 119 yards total offense, including a Super Bowl low of 17 rushing yards. The Steelers, meanwhile, gained 333 yards, including Harris' record 158 yards on 34 carries.

**Pittsburgh (AFC)** 0 2 7 7 — 16  
**Minnesota (NFC)** 0 0 0 6 — 6

Pitt — Safety, White downed Tarkenton in end zone (7:11)  
 Pitt — Harris 9 run (Gerela kick) (13:25)  
 Minn — T. Brown recovered blocked punt in end zone (kick failed) (10:33)

## SUPER BOWL SUMMARIES

Pitt — L. Brown 4 pass from Bradshaw (Gerela kick) (3:31)

### SUPER BOWL VIII

Rice Stadium, Houston, Texas  
January 13, 1974, Attendance: 71,882

**MIAMI 24, MINNESOTA 7**—The defending NFL champion Dolphins, representing the AFC for the third straight year, scored the first two times they had possession on marches of 62 and 56 yards while the Miami defense limited the Vikings to only seven plays in the first period. Larry Csonka climaxed the initial 10-play drive with a 5-yard touchdown bolt through right guard after 5:27 had elapsed. Four plays later, Miami began another 10-play scoring drive, which ended with Jim Kiick bursting 1 yard through the middle for another touchdown after 13:38 of the period. Garo Yepremian added a 28-yard field goal midway in the second period for a 17-0 Miami lead. Minnesota then drove from its 20 to a second-and-2 situation on the Miami 7 yard line with 1:18 left in the half. But on two plays, Miami limited Oscar Reed to 1 yard. On fourth-and-1 from the 6, Reed went over right tackle, but Dolphins middle linebacker Nick Buoniconti jarred the ball loose and Jake Scott recovered for Miami to halt the Minnesota threat. The Vikings were unable to muster enough offense in the second half to threaten the Dolphins. Csonka rushed 33 times for a Super Bowl-record 145 yards. Bob Griese of Miami completed 6 of 7 passes for 73 yards.

**Minnesota (NFC)** 0 0 0 7 — 7

**Miami (AFC)** 14 3 7 0 — 24

Mia — Csonka 5 run (Yepremian kick) (5:27)

Mia — Kiick 1 run (Yepremian kick) (1:22)

Mia — FG Yepremian 28 (6:02)

Mia — Csonka 2 run (Yepremian kick) (8:44)

Minn — Tarkenton 4 run (Cox kick) (13:25)

### SUPER BOWL VII

Memorial Coliseum, Los Angeles, CA  
January 14, 1973, Attendance: 90,182

**MIAMI 14, WASHINGTON 7**—The Dolphins played virtually perfect football in the first half as their defense permitted the Redskins to cross midfield only once and their offense turned good field position into 2 touchdowns. On its third possession, Miami opened its first scoring drive from the Dolphins' 37 yard line. An 18-yard pass from Bob Griese to Paul Warfield preceded by three plays Griese's 28-yard touchdown pass to Howard Twilley. After Washington moved from its 17 to the Miami 48 with two minutes remaining in the first half, Dolphins linebacker Nick Buoniconti intercepted Billy Kilmer's pass at the Miami 41 and returned it to the Washington 27. Jim Kiick ran for 3 yards, Larry Csonka for 3, Griese passed to Jim Mandich for 19, and Kiick gained 1 to the 1-yard line. With 18 seconds left until intermission, Kiick scored from the 1. Wash-

ington's only touchdown came with 2:07 left in the game and resulted from a misplayed field-goal attempt and fumble by Garo Yepremian, with the Redskins' Mike Bass picking the ball out of the air and running 49 yards for the score. Dolphins safety Jake Scott, who had 2 interceptions, including 1 in the end zone to kill a Redskins' drive, was voted the game's most valuable player.

**Miami (AFC)** 7 7 0 0 — 14

**Washington (NFC)** 0 0 0 7 — 7

Mia — Twilley 28 pass from Griese (Yepremian kick) (0:01)

Mia — Kiick 1 run (Yepremian kick) (0:18)

Wash — Bass 49 fumble recovery return (Knight kick) (2:07)

### SUPER BOWL VI

Tulane Stadium, New Orleans, Louisiana  
January 16, 1972, Attendance: 81,023

**DALLAS 24, MIAMI 3**—The Cowboys rushed for a record 252 yards and their defense limited the Dolphins to a low of 185 yards while not permitting a touchdown for the first time in Super Bowl history. Dallas converted Chuck Howley's recovery of Larry Csonka's first fumble of the season into a 3-0 advantage and led at halftime 10-3. After Dallas received the second-half kickoff, Duane Thomas led a 71-yard march in eight plays for a 17-3 margin. Howley intercepted Bob Griese's pass at the 50 and returned it to the Miami 9 early in the fourth period, and three plays later Roger Staubach passed 7 yards to Mike Ditka for the final touchdown. Thomas rushed for 95 yards and Walt Garrison gained 74. Staubach, voted the game's most valuable player, completed 12 of 19 passes for 119 yards and 2 touchdowns.

**Dallas (NFC)** 3 7 7 7 — 24

**Miami (AFC)** 0 3 0 0 — 3

Dall — FG Clark 9 (1:23)

Dall — Alworth 7 pass from Staubach (Clark kick) (1:15)

Mia — FG Yepremian 31 (0:04)

Dall — D. Thomas 3 run (Clark kick) (9:43)

Dall — Ditka 7 pass from Staubach (Clark kick) (11:42)

### SUPER BOWL V

Orange Bowl, Miami, Florida  
January 17, 1971, Attendance: 79,204

**BALTIMORE 16, DALLAS 13**—A 32-yard field goal by rookie kicker Jim O'Brien brought the Baltimore Colts a victory over the Dallas Cowboys in the final five seconds of Super Bowl V. The game between the champions of the AFC and NFC was played on artificial turf for the first time. Dallas led 13-6 at the half but interceptions by Rick Volk and Mike Curtis set up a Baltimore touchdown and O'Brien's decisive kick in the fourth period. Earl Morrall relieved an injured Johnny Unitas late in the first half, although Unitas completed the Colts' only scoring pass. It caromed off receiver Eddie Hinton's fingertips, off Dallas defensive back Mel Renfro, and finally settled into the

grasp of John Mackey, who went 45 yards to score on a 75-yard play.

**Baltimore (AFC)** 0 6 0 10 — 16

**Dallas (NFC)** 3 10 0 0 — 13

Dall — FG Clark 14 (5:32)

Dall — FG Clark 30 (14:52)

Balt — Mackey 75 pass from Unitas (kick blocked) (14:55)

Dall — Thomas 7 pass from Morton (Clark kick) (7:53)

Balt — Nowatzke 2 run (O'Brien kick) (7:35)

Balt — FG O'Brien 32 (0:05)

### SUPER BOWL IV

Tulane Stadium, New Orleans, Louisiana  
January 11, 1970, Attendance: 80,562

**KANSAS CITY 23, MINNESOTA 7**—The AFL squared the Super Bowl at two games apiece with the NFL, building a 16-0 half-time lead behind Len Dawson's superb quarterbacking and a powerful defense. Dawson, the fourth consecutive quarterback to be chosen the Super Bowl's top player, called an almost flawless game, completing 12 of 17 passes and hitting Otis Taylor on a 46-yard play for the final Chiefs touchdown. The Kansas City defense limited Minnesota's strong rushing game to 67 yards and had 3 interceptions and 2 fumble recoveries. The crowd of 80,562 set a Super Bowl record, as did the gross receipts of \$3,817,872.69.

**Minnesota (NFL)** 0 0 7 0 — 7

**Kansas City (AFL)** 3 13 7 0 — 23

KC — FG Stenerud 48 (6:52)

KC — FG Stenerud 32 (13:20)

KC — FG Stenerud 25 (7:52)

KC — Garrett 5 run (Stenerud kick) (5:34)

Minn — Osborn 4 run (Cox kick) (4:32)

KC — Taylor 46 pass from Dawson (Stenerud kick) (1:22)

### SUPER BOWL III

Orange Bowl, Miami, Florida  
January 12, 1969, Attendance: 75,389

**NEW YORK JETS 16, BALTIMORE 7**—Jets quarterback Joe Namath "guaranteed" victory on the Thursday before the game, then went out and led the AFL to its first Super Bowl victory over a Baltimore team that had lost only once in 16 games all season. Namath, chosen the outstanding player, completed 17 of 28 passes for 206 yards and directed a steady attack that dominated the NFL champions after the Jets' defense had intercepted Colts quarterback Earl Morrall 3 times in the first half. The Jets had 337 total yards, including 121 rushing yards by Matt Snell. Johnny Unitas, who had missed most of the season with a sore elbow, came off the bench and led Baltimore to its only touchdown late in the fourth quarter after New York led 16-0.

**New York Jets (AFL)** 0 7 6 3 — 16

**Baltimore (NFL)** 0 0 0 7 — 7

NYJ — Snell 4 run (Turner kick) (9:03)

NYJ — FG Turner 32 (10:08)

NYJ — FG Turner 30 (3:58)

NYJ — FG Turner 9 (13:26)

## SUPER BOWL SUMMARIES

Balt — Hill 1 run (Michaels kick) (3:19)

### SUPER BOWL II

Orange Bowl, Miami, Florida

January 14, 1968, Attendance: 75,546

**GREEN BAY 33, OAKLAND 14**—Green Bay, after winning its third consecutive NFL championship, won the Super Bowl title for the second straight year, defeating the AFL champion Raiders in a game that drew the first \$3-million gate in football history. Bart Starr again was chosen the game's most valuable player as he completed 13 of 24 passes for 202 yards and 1 touchdown and directed a Packers' attack that was in control all the way after building a 16-7 halftime lead. Don Chandler kicked 4 field goals and all-pro cornerback Herb Adderley capped the Green Bay scoring with a 60-yard interception return. The game marked the last for Vince Lombardi as Packers coach, ending nine years at Green Bay in which he won six Western Conference championships, five NFL championships, and two Super Bowls.

**Green Bay (NFL)** 3 13 10 7 — 33

**Oakland (AFL)** 0 7 0 7 — 14

GB — FG Chandler 39 (9:53)

GB — FG Chandler 20 (11:52)

GB — Dowler 62 pass from Starr  
(Chandler kick) (10:50)

Oak — Miller 23 pass from Lamonica  
(Blanda kick) (6:15)

GB — FG Chandler 43 (0:01)

GB — Anderson 2 run (Chandler kick)  
(5:54)

GB — FG Chandler 31 (0:02)

GB — Adderley 60 interception return  
(Chandler kick) (11:03)

Oak — Miller 23 pass from Lamonica  
(Blanda kick) (9:13)

### SUPER BOWL I

Memorial Coliseum, Los Angeles, CA

January 15, 1967, Attendance: 61,946

**GREEN BAY 35, KANSAS CITY 10**—The Green Bay Packers opened the Super Bowl series by defeating the AFL champion Chiefs behind the passing of Bart Starr, the receiving of Max McGee, and a key interception by all-pro safety Willie Wood. Green Bay broke open the game with 3 second-half touchdowns, the first of which was set up by Wood's 50-yard return of an interception. McGee, filling in for ailing Boyd Dowler after having caught only 4 passes all season, caught 7 from Starr for 138 yards and 2 touchdowns. Elijah Pitts ran for 2 other scores. The Chiefs' 10 points came in the second quarter, the only touchdown on a 7-yard pass from Len Dawson to Curtis McClinton. Starr completed 16 of 23 passes for 250 yards and 2 touchdowns and was chosen the most valuable player. The Packers collected \$15,000 per man and the Chiefs \$7,500—the largest single-game shares in the history of team sports.

**Kansas City (AFL)** 0 10 0 0 — 10

**Green Bay (NFL)** 7 7 14 7 — 35

GB — McGee 37 pass from Starr  
(Chandler kick) (6:04)

KC — McClinton 7 pass from  
Dawson (Mercer kick) (10:40)

GB — Taylor 14 run (Chandler kick)  
(4:37)

KC — FG Mercer 31 (0:54)

GB — Pitts 5 run (Chandler kick)  
(12:33)

GB — McGee 13 pass from Starr  
(Chandler kick) (0:51)

GB — Pitts 1 run (Chandler kick)  
(6:35)

# PRO BOWL ALL-TIME RESULTS

*Includes AFL All-Star Game played after the 1961-69 seasons*

Jan. 15, 1939	New York Giants 13, Pro All-Stars 10 Wrigley Field, Los Angeles (20,000)	Jan. 19, 1964	AFL West 27, East 24 Balboa Stadium, San Diego (20,016) Keith Lincoln, S.D. Chargers, outstanding offensive player Archie Matsos, Oak. Raiders, outstanding defensive player
Jan. 14, 1940	Green Bay 16, NFL All-Stars 7 Gilmore Stadium, Los Angeles (18,000)	Jan. 10, 1965	NFL West 34, East 14 Los Angeles Memorial Coliseum (60,598) Fran Tarkenton, Minnesota, outstanding back Terry Barr, Detroit, outstanding lineman
Dec. 29, 1940	Chicago Bears 28, NFL All-Stars 14 Gilmore Stadium, Los Angeles (21,624)	Jan. 16, 1965	AFL West 38, East 14 Jeppesen Stadium, Houston (15,446) Keith Lincoln, S.D. Chargers, outstanding offensive player Willie Brown, Denver, outstanding defensive player
Jan. 4, 1942	Chicago Bears 35, NFL All-Stars 24 Polo Grounds, New York (17,725)	Jan. 15, 1966	AFL All-Stars 30, Buffalo 19 Rice Stadium, Houston (35,572) Joe Namath, N.Y. Jets, most valuable player, offense Frank Buncom, S.D. Chargers, most valuable player, defense
Dec. 27, 1942	NFL All-Stars 17, Washington 14 Shibe Park, Philadelphia (18,671)	Jan. 15, 1966	NFL East 36, West 7 Los Angeles Memorial Coliseum (60,124) Jim Brown, Cle. Browns, outstanding back Dale Meinert, St.L. Cardinals, outstanding lineman
Jan. 14, 1951	American Conf. 28, National Conf. 27 Los Angeles Memorial Coliseum (53,676) Otto Graham, Cle. Browns, player of the game	Jan. 21, 1967	AFL East 30, West 23 Oakland-Alameda County Coliseum (18,876) Babe Parilli, Bos. Patriots, outstanding offensive player Verlon Biggs, N.Y. Jets, outstanding defensive player
Jan. 12, 1952	National Conf. 30, American Conf. 13 Los Angeles Memorial Coliseum (19,400) Dan Towler, L.A. Rams, player of the game	Jan. 22, 1967	NFL East 20, West 10 Los Angeles Memorial Coliseum (15,062) Gale Sayers, Chi. Bears, outstanding back Floyd Peters, Philadelphia, outstanding lineman
Jan. 10, 1953	National Conf. 27, American Conf. 7 Los Angeles Memorial Coliseum (34,208) Don Doll, Detroit, player of the game	Jan. 21, 1968	AFL East 25, West 24 Gator Bowl, Jacksonville, (40,103) Joe Namath and Don Maynard, N.Y. Jets, out. off. players Leslie (Speedy) Duncan, S.D. Chargers, out. def. player
Jan. 17, 1954	East 20, West 9 Los Angeles Memorial Coliseum (44,214) Chuck Bednarik, Philadelphia, player of the game	Jan. 21, 1968	NFL West 38, East 20 Los Angeles Memorial Coliseum (53,289) Gale Sayers, Chi. Bears, outstanding back Dave Robinson, Green Bay, outstanding lineman
Jan. 16, 1955	West 26, East 19 Los Angeles Memorial Coliseum (43,972) Billy Wilson, San Francisco, player of the game	Jan. 19, 1969	AFL West 38, East 25 Gator Bowl, Jacksonville, (41,058) Len Dawson, Kansas City, outstanding offensive player George Webster, Hou. Oilers, outstanding defensive player
Jan. 15, 1956	East 31, West 30 Los Angeles Memorial Coliseum (37,867) Ollie Matson, Chi. Cardinals, player of the game	Jan. 19, 1969	NFL West 10, East 7 Los Angeles Memorial Coliseum (32,050) Roman Gabriel, L.A. Rams, outstanding back Merlin Olsen, L.A. Rams, outstanding lineman
Jan. 13, 1957	West 19, East 10 Los Angeles Memorial Coliseum (44,177) Bert Rechichar, Bal. Colts, outstanding back Ernie Stautner, Pittsburgh, outstanding lineman	Jan. 17, 1970	AFL West 26, East 3 Astrodome, Houston (30,170) John Hadl, S.D. Chargers, player of the game
Jan. 12, 1958	West 26, East 7 Los Angeles Memorial Coliseum (66,634) Hugh McElhenny, San Francisco, outstanding back Gene Brito, Washington, outstanding lineman	Jan. 18, 1970	NFL West 16, East 13 Los Angeles Memorial Coliseum (57,786) Gale Sayers, Chi. Bears, outstanding back George Andrie, Dal. Cowboys, outstanding lineman
Jan. 11, 1959	East 28, West 21 Los Angeles Memorial Coliseum (72,250) Frank Gifford, N.Y. Giants, outstanding back Doug Atkins, Chi. Bears, outstanding lineman	Jan. 24, 1971	NFC 27, AFC 6 Los Angeles Memorial Coliseum (48,222) Mel Renfro, Dal. Cowboys, outstanding back Fred Carr, Green Bay, outstanding lineman
Jan. 17, 1960	West 38, East 21 Los Angeles Memorial Coliseum (56,876) Johnny Unitas, Bal. Colts, outstanding back Gene (Big Daddy) Lipscomb, Bal. Colts, outstanding lineman	Jan. 23, 1972	AFC 26, NFC 13 Los Angeles Memorial Coliseum (53,647) Jan Stenerud, Kansas City, outstanding offensive player Willie Lanier, Kansas City, outstanding defensive player
Jan. 15, 1961	West 35, East 31 Los Angeles Memorial Coliseum (62,971) Johnny Unitas, Bal. Colts, outstanding back Sam Huff, N.Y. Giants, outstanding lineman	Jan. 21, 1973	AFC 33, NFC 28 Texas Stadium, Irving (37,091) O.J. Simpson, Buffalo, player of the game
Jan. 7, 1962	AFL West 47, East 27 Balboa Stadium, San Diego (20,973) Cotton Davidson, Dal. Texans, player of the game	Jan. 20, 1974	AFC 15, NFC 13 Arrowhead Stadium, Kansas City (66,918) Garo Yepremian, Miami, player of the game
Jan. 14, 1962	NFL West 31, East 30 Los Angeles Memorial Coliseum (57,409) Jim Brown, Cle. Browns, outstanding back Henry Jordan, Green Bay, outstanding lineman	Jan. 20, 1975	NFC 17, AFC 10 Orange Bowl, Miami (26,484) James Harris, L.A. Rams, player of the game
Jan. 13, 1963	AFL West 21, East 14 Balboa Stadium, San Diego (27,641) Curtis McClinton, Dal. Texans, outstanding offensive player Earl Faison, S.D. Chargers, outstanding defensive player		
Jan. 13, 1963	NFL East 30, West 20 Los Angeles Memorial Coliseum (61,374) Jim Brown, Cleveland, outstanding back Gene (Big Daddy) Lipscomb, Pittsburgh, outstanding lineman		
Jan. 12, 1964	NFL West 31, East 17 Los Angeles Memorial Coliseum (67,242) Johnny Unitas, Bal. Colts, player of the game Gino Marchetti, Bal. Colts, outstanding lineman		

## PRO BOWL ALL-TIME RESULTS

Jan. 26, 1976	NFC 23, AFC 20 Louisiana Superdome, New Orleans (30,546) Billy Johnson, Hou. Oilers, player of the game	Feb. 8, 2004	NFC 55, AFC 52; Aloha Stadium, Honolulu (50,127) Marc Bulger, St.L. Rams, player of the game
Jan. 17, 1977	AFC 24, NFC 14; Kingdome, Seattle (64,752) Mel Blount, Pittsburgh, player of the game	Feb. 13, 2005	AFC 38, NFC 27; Aloha Stadium, Honolulu (50,225) Peyton Manning, Indianapolis, player of the game
Jan. 23, 1978	NFC 14, AFC 13; Tampa Stadium (51,337) Walter Payton, Chi. Bears, player of the game	Feb. 12, 2006	NFC 23, AFC 17; Aloha Stadium, Honolulu (50,190) Derrick Brooks, Tampa Bay, player of the game
Jan. 29, 1979	NFC 13, AFC 7 Los Angeles Memorial Coliseum (46,281) Ahmad Rashad, Minnesota, player of the game	Feb. 10, 2007	AFC 31, NFC 28; Aloha Stadium, Honolulu (50,410) Carson Palmer, Cincinnati, player of the game
Jan. 27, 1980	NFC 37, AFC 27; Aloha Stadium, Honolulu (49,800) Chuck Muncie, New Orleans, player of the game	Feb. 10, 2008	NFC 42, AFC 30; Aloha Stadium, Honolulu (50,044) Adrian Peterson, Minnesota, most valuable player
Feb. 1, 1981	NFC 21, AFC 7; Aloha Stadium, Honolulu (50,360) Eddie Murray, Detroit, player of the game	Feb. 8, 2009	NFC 30, AFC 21; Aloha Stadium, Honolulu (49,958) Larry Fitzgerald, Arizona, most valuable player
Jan. 31, 1982	AFC 16, NFC 13; Aloha Stadium, Honolulu (50,402) Kellen Winslow, S.D. Chargers, and Lee Roy Selmon, Tampa Bay, players of the game	Jan. 31, 2010	AFC 41, NFC 34 Sun Life Stadium, South Florida (70,697) Matt Schaub, Hou. Texans, most valuable player
Feb. 6, 1983	NFC 20, AFC 19; Aloha Stadium, Honolulu (49,883) Dan Fouts, S.D. Chargers, and John Jefferson, Green Bay, players of the game	Jan. 30, 2011	NFC 55, AFC 41; Aloha Stadium, Honolulu (49,331) DeAngelo Hall, Washington, most valuable player
Jan. 29, 1984	NFC 45, AFC 3; Aloha Stadium, Honolulu (50,445) Joe Theismann, Washington, player of the game	Jan. 29, 2012	AFC 59, NFC 41; Aloha Stadium, Honolulu (48,423) Brandon Marshall, Miami, most valuable player
Jan. 27, 1985	AFC 22, NFC 14; Aloha Stadium, Honolulu (50,385) Mark Gastineau, N.Y. Jets, player of the game	Jan. 27, 2013	NFC 62, AFC 35; Aloha Stadium, Honolulu (47,134) Kyle Rudolph, Minnesota, most valuable player
Feb. 2, 1986	NFC 28, AFC 24; Aloha Stadium, Honolulu (50,101) Phil Simms, N.Y. Giants, player of the game	Jan. 26, 2014	Team Rice 22, Team Sanders 21 Aloha Stadium, Honolulu (47,270) Nick Foles (Team Sanders), Philadelphia, Offensive MVP Derick Johnson (Team Rice), Kansas City, Defensive MVP
Feb. 1, 1987	AFC 10, NFC 6; Aloha Stadium, Honolulu (50,101) Reggie White, Philadelphia, player of the game	Jan. 25, 2015	Team Irvin 32, Team Carter 28 University of Phoenix Stadium, Glendale (63,225) Matthew Stafford (Team Irvin), Detroit, Offensive MVP J.J. Watt (Team Carter), Hou. Texans, Defensive MVP
Feb. 7, 1988	AFC 15, NFC 6; Aloha Stadium, Honolulu (50,113) Bruce Smith, Buffalo, player of the game	Jan. 31, 2016	Team Irvin 49, Team Rice 27 Aloha Stadium, Honolulu (49,616) Russell Wilson (Team Irvin), Seattle, Offensive MVP Michael Bennett (Team Irvin), Seattle, Defensive MVP
Jan. 29, 1989	NFC 34, AFC 3; Aloha Stadium, Honolulu (50,113) Randall Cunningham, Philadelphia, player of the game	Jan. 29, 2017	AFC 20, NFC 13 Camping World Stadium, Orlando (60,834) Travis Kelce (AFC), Kansas City, Offensive MVP Lorenzo Alexander (AFC), Buffalo, Defensive MVP
Feb. 4, 1990	NFC 27, AFC 21; Aloha Stadium, Honolulu (50,445) Jerry Gray, L.A. Rams, player of the game	Jan. 28, 2018	AFC 24, NFC 23 Camping World Stadium, Orlando (51,019) Delanie Walker (AFC), Tennessee, Offensive MVP Von Miller (AFC), Denver, Defensive MVP
Feb. 3, 1991	AFC 23, NFC 21; Aloha Stadium, Honolulu (50,345) Jim Kelly, Buffalo, player of the game	Jan. 27, 2019	AFC 26, NFC 7 Camping World Stadium, Orlando (51,192) Patrick Mahomes (AFC), Kansas City, Offensive MVP Jamal Adams (AFC), N.Y. Jets, Defensive MVP
Feb. 2, 1992	NFC 21, AFC 15; Aloha Stadium, Honolulu (50,209) Michael Irvin, Dal. Cowboys, player of the game	Jan. 26, 2020	AFC 38, NFC 33 Camping World Stadium, Orlando (54,024) Lamar Jackson (AFC), Bal. Ravens, Offensive MVP Calais Campbell (AFC), Jacksonville, Defensive MVP
Feb. 7, 1993	AFC 23, NFC 20 (OT); Aloha Stadium, Honolulu (50,007) Steve Tasker, Buffalo, player of the game	Feb. 6, 2022	AFC 41, NFC 35 Allegiant Stadium, Las Vegas (56,206) Justin Herbert (AFC), L.A. Chargers, Offensive MVP Maxx Crosby (AFC), Las Vegas, Defensive MVP
Feb. 6, 1994	NFC 17, AFC 3; Aloha Stadium, Honolulu (50,026) Andre Rison, Atlanta, player of the game		
Feb. 5, 1995	AFC 41, NFC 13; Aloha Stadium, Honolulu (50,529) Marshall Faulk, Indianapolis, player of the game		
Feb. 4, 1996	NFC 20, AFC 13; Aloha Stadium, Honolulu (50,034) Jerry Rice, San Francisco, player of the game		
Feb. 2, 1997	AFC 26, NFC 23 (OT); Aloha Stadium, Honolulu (50,031) Mark Brunell, Jacksonville, player of the game		
Feb. 1, 1998	AFC 29, NFC 24; Aloha Stadium, Honolulu (49,995) Warren Moon, Seattle, player of the game		
Feb. 7, 1999	AFC 23, NFC 10; Aloha Stadium, Honolulu (50,075) Keyshawn Johnson, N.Y. Jets, and Ty Law, New England, co-players of the game		
Feb. 6, 2000	NFC 51, AFC 31; Aloha Stadium, Honolulu (50,112) Randy Moss, Minnesota, player of the game		
Feb. 4, 2001	AFC 38, NFC 17; Aloha Stadium, Honolulu (50,128) Rich Gannon, Oak. Raiders, player of the game		
Feb. 9, 2002	AFC 38, NFC 30; Aloha Stadium, Honolulu (50,301) Rich Gannon, Oak. Raiders, player of the game		
Feb. 2, 2003	AFC 45, NFC 20; Aloha Stadium, Honolulu (50,125) Ricky Williams, Miami, player of the game		

*NOTE: The Pro Bowl following the 2020 season, scheduled for Allegiant Stadium in Las Vegas, was cancelled due to the COVID-19 pandemic.*

## PRO BOWL SUMMARIES

### PRO BOWL RESULTS (1971-2022)

AFC leads series, 24-22 (NOTE — the 2021 Pro Bowl was not played following the 2020 season due to the COVID-19 pandemic)

Year	Date	Winner (Share)	Losers (Share)	Score	Site	Attendance
2022	Feb. 6	AFC (\$80,000)	NFC (\$40,000)	41-35	Las Vegas	56,206
2020	Jan. 26	AFC (\$70,000)	NFC (\$35,000)	38-33	Orlando	54,024
2019	Jan. 27	AFC (\$67,000)	NFC (\$34,000)	26-7	Orlando	51,192
2018	Jan. 28	AFC (\$64,000)	NFC (\$32,000)	24-23	Orlando	51,019
2017	Jan. 29	AFC (\$61,000)	NFC (\$30,000)	20-13	Orlando	60,834
2016	Jan. 31	Irvin (\$55,000)	Rice (\$28,000)	49-27	Honolulu	49,616
2015	Jan. 25	Irvin (\$55,000)	Carter (\$28,000)	32-28	Arizona	63,225
2014	Jan. 26	Rice (\$53,000)	Sanders (\$26,000)	22-21	Honolulu	47,270
2013	Jan. 27	NFC (\$50,000)	AFC (\$25,000)	62-35	Honolulu	47,134
2012	Jan. 29	AFC (\$50,000)	NFC (\$25,000)	59-41	Honolulu	48,423
2011	Jan. 30	NFC (\$45,000)	AFC (\$22,500)	55-41	Honolulu	49,331
2010	Jan. 31	AFC (\$45,000)	NFC (\$22,500)	41-34	Miami	70,697
2009	Feb. 8	NFC (\$45,000)	AFC (\$22,500)	30-21	Honolulu	49,958
2008	Feb. 10	NFC (\$40,000)	AFC (\$20,000)	42-30	Honolulu	50,044
2007	Feb. 10	AFC (\$40,000)	NFC (\$20,000)	31-28	Honolulu	50,410
2006	Feb. 12	NFC (\$40,000)	AFC (\$20,000)	23-17	Honolulu	50,190
2005	Feb. 13	AFC (\$35,000)	NFC (\$17,500)	38-27	Honolulu	50,225
2004	Feb. 8	NFC (\$35,000)	AFC (\$17,500)	55-52	Honolulu	50,127
2003	Feb. 2	AFC (\$30,000)	NFC (\$15,000)	45-20	Honolulu	50,125
2002	Feb. 9	AFC (\$30,000)	NFC (\$15,000)	38-30	Honolulu	50,301
2001	Feb. 4	AFC (\$30,000)	NFC (\$15,000)	38-17	Honolulu	50,128
2000	Feb. 6	NFC (\$25,000)	AFC (\$12,500)	51-31	Honolulu	50,112
1999	Feb. 7	AFC (\$25,000)	NFC (\$12,500)	23-10	Honolulu	50,075
1998	Feb. 1	AFC (\$25,000)	NFC (\$12,500)	29-24	Honolulu	49,995
1997	Feb. 2	AFC (\$20,000)	NFC (\$10,000)	26-23 (OT)	Honolulu	50,031
1996	Feb. 4	NFC (\$20,000)	AFC (\$10,000)	20-13	Honolulu	50,034
1995	Feb. 5	AFC (\$20,000)	NFC (\$10,000)	41-13	Honolulu	50,529
1994	Feb. 6	NFC (\$20,000)	AFC (\$10,000)	17-3	Honolulu	50,026
1993	Feb. 7	AFC (\$10,000)	NFC (\$5,000)	23-20 (OT)	Honolulu	50,007
1992	Feb. 2	NFC (\$10,000)	AFC (\$5,000)	21-15	Honolulu	50,209
1991	Feb. 3	AFC (\$10,000)	NFC (\$5,000)	23-21	Honolulu	50,345
1990	Feb. 4	NFC (\$10,000)	AFC (\$5,000)	27-21	Honolulu	50,445
1989	Jan. 29	NFC (\$10,000)	AFC (\$5,000)	34-3	Honolulu	50,113
1988	Feb. 7	AFC (\$10,000)	NFC (\$5,000)	15-6	Honolulu	50,113
1987	Feb. 1	AFC (\$10,000)	NFC (\$5,000)	10-6	Honolulu	50,101
1986	Feb. 2	NFC (\$10,000)	AFC (\$5,000)	28-24	Honolulu	50,101
1985	Jan. 27	AFC (\$10,000)	NFC (\$5,000)	22-14	Honolulu	50,385
1984	Jan. 29	NFC (\$10,000)	AFC (\$5,000)	45-3	Honolulu	50,445
1983	Feb. 6	NFC (\$10,000)	AFC (\$5,000)	20-19	Honolulu	49,883
1982	Jan. 31	AFC (\$5,000)	NFC (\$2,500)	16-13	Honolulu	50,402
1981	Feb. 1	NFC (\$5,000)	AFC (\$2,500)	21-7	Honolulu	50,360
1980	Jan. 27	NFC (\$5,000)	AFC (\$2,500)	37-27	Honolulu	49,800
1979	Jan. 29	NFC (\$5,000)	AFC (\$2,500)	13-7	Los Angeles	46,281
1978	Jan. 23	NFC (\$5,000)	AFC (\$2,500)	14-13	Tampa	51,337
1977	Jan. 17	AFC (\$2,000)	NFC (\$1,500)	24-14	Seattle	64,752
1976	Jan. 26	NFC (\$2,000)	AFC (\$1,500)	23-20	New Orleans	30,546
1975	Jan. 20	NFC (\$2,000)	AFC (\$1,500)	17-10	Miami	26,484
1974	Jan. 20	AFC (\$2,000)	NFC (\$1,500)	15-13	Kansas City	66,918
1973	Jan. 21	AFC (\$2,000)	NFC (\$1,500)	33-28	Dallas	37,091
1972	Jan. 23	AFC (\$2,000)	NFC (\$1,500)	26-13	Los Angeles	53,647
1971	Jan. 24	NFC (\$2,000)	AFC (\$1,500)	27-6	Los Angeles	48,222

#### 2022 PRO BOWL

Allegiant Stadium, Las Vegas, Nevada  
February 6, 2022, Attendance: 56,206

**AFC 41 NFC 35**—Justin Herbert connected with Mark Andrews for two touchdown passes to guide the AFC to a 41-35 victory over the NFC in the Pro Bowl's return from the COVID-19 pandemic. Darius Leonard also returned an interception for a touchdown on the opening possession, and rookie quarterback Mac Jones passed for 112 yards and threw a touchdown pass. Herbert garnered the offensive MVP award with 98 passing yards, including his two

touchdown passes to Andrews, the Baltimore tight end who had had five catches for 82 yards. Defensive MVP honors went to Maxx Crosby, playing on his home field, who posted two sacks and broke up three passes. The AFC won its fifth consecutive Pro Bowl since the league returned to a conference format following the 2016 season. Cardinals quarterback Kyler Murray passed for 160 yards and three touchdowns for the NFC. Murray found Minnesota's Dalvin Cook for a TD with 2:36 to play. Tampa Bay's Antoine Winfield returned an interception 63 yards for a score to end the

first quarter. The Raiders' Hunter Renfrow also caught a touchdown in the back of the end zone. Kickoffs were removed from the game for safety reasons. Wide receiver Mike Evans snagged a 19-yard touchdown after out-leaping the Raiders' Denzel Perryman in the first half. For the first time at the NFL level, Buffalo's Stefon Diggs faced off against his younger brother, Dallas cornerback Trevon Diggs. Stefon became a DB when Trevon came in as a receiver for the NFC in the first half, and Stefon broke up a pass in the end zone. On a third-quarter TD run, Stefon scored after a move on Trevon.



## PRO BOWL SUMMARIES

NFC (35)	Offense	AFC (41)
Justin Jefferson (Minnesota)	WR	Tyreek Hill (Kansas City)
Kyle Pitts (Atlanta)	TE/WR	Hunter Renfrow (Las Vegas)
D.J. Humphries (Arizona)	T	Rashawn Slater (L.A. Chargers)
Ali Marpet (Tampa Bay)	G	Joel Bitonio (Cleveland)
Ryan Jensen (Tampa Bay)	C	Corey Linsley (L.A. Chargers)
Laken Tomlinson (San Francisco)	G	Wyatt Teller (Cleveland)
Brian O'Neill (Minnesota)	T	Orlando Brown (Kansas City)
George Kittle (San Francisco)	TE	Mark Andrews (Baltimore)
Deebo Samuel (San Francisco)	WR	Stefon Diggs (Buffalo)
Kyler Murray (Arizona)	QB	Justin Herbert (L.A. Chargers)
Dalvin Cook (Minnesota)	RB	Jonathan Taylor (Indianapolis)
<b>Defense</b>		
Brian Burns (Carolina)	DE	Myles Garrett (Cleveland)
Jonathan Allen (Washington)	DT	DeForest Buckner (Indianapolis)
Javon Hargrave (Philadelphia)	DT	Cameron Heyward (Pittsburgh)
Cam Jordan (New Orleans)	DE	Maxx Crosby (Las Vegas)
Chandler Jones (Arizona)	OLB	T.J. Watt (Pittsburgh)
Micah Parsons (Dallas)	MLB	Darius Leonard (Indianapolis)
Robert Quinn (Chicago)	OLB	Matthew Judon (New England)
Trevon Diggs (Dallas)	CB	J.C. Jackson (New England)
Darius Slay (Philadelphia)	CB	Xavien Howard (Miami)
Harrison Smith (Minnesota)	FS	Kevin Byard (Tennessee)
Budda Baker (Arizona)	SS	Derwin James (L.A. Chargers)

### SUBSTITUTIONS

**NFC**—QB 3 R.Wilson, K 4 J.Elliott, P 5 B.Anger, RB 6 J.Conner, QB 8 K.Cousins, CB 9 S.Gilmore, WR 13 M.Evans, RS 17 J.Grant, CB 23 M.Lattimore, FS 31 A.Winfield, RB 41 A.Kamara, FB 44 K.Jusczyk, ILB 45 D.White, LS 47 J.Harris, ST 48 J.Gray, IL 50 V.Vea, C 50 A.Mack, OLB 58 S.Barrett, G 73 J.Jackson, T 76 D.Brown, WR 88 C.Lamb, DE 94 J.Sweat.

**AFC**—P 6 A.Cole, K 9 J.Tucker, QB 10 M.Jones, WR 13 D.Duvernay, QB 15 P.Mahomes, WR 18 D.Johnson, ST 18 M.Slater, CB 21 D.Ward, RB 22 N.Harris, CB 23 K.Moore, RB 24 N.Chubb, SS 32 T.Mathieu, FB 42 P.Ricard, LS 46 L.Rhodes, ILB 52 D.Perryman, DE 55 F.Clark, OLB 58 H.Landry, T 73 D.Dawkins, G 76 R.Saffold, C 78 R.Kelly, TE 87 T.Kelce, IL 98 J.Simmons.

### HEAD COACHES

**NFC**—Matt LaFleur (Green Bay)  
**AFC**—Mike Vrabel (Tennessee)

### OFFICIALS

Referee—Tony Corrente (99). Umpire—Bruce Stridges (102). Down Judge—Mike Carr (63). Line Judge—Tripp Sutter (37). Back Judge—Keith Ferguson (61). Field Judge—Steve Zimmer (22). Side Judge—Jim Quirk (5). Replay Official—John McGrath.

**NFC** 13 8 0 14 — 35

**AFC** 14 14 13 0 — 41

AFC—D.Leonard 45 interception return

(J.Tucker kick)

NFC—K.Jusczyk 14 pass from K.Cousins

(J.Elliott kick)

AFC—M.Andrews 15 pass from J.Herbert

(J.Tucker kick)

NFC—A.Winfield 63 interception return

(pass failed)

AFC—M.Garrett 22 fumble return

(M.Jones-D.Johnson pass)

NFC—M.Evans 19 pass from K.Murray

(K.Murray-C.Lamb pass)

AFC—M.Andrews 7 pass from J.Herbert

(run failed)

AFC—H.Renfrow 6 pass from M.Jones

(pass failed)

AFC—S.Diggs 4 run (J.Tucker kick)

NFC—K.Pitts 5 pass from K.Murray

(J.Elliott kick)

NFC—D.Cook 5 pass from K.Murray

(J.Elliott kick)

### TEAM STATISTICS

	NFC	AFC
Total First Downs	18	19
Rushing	3	6
Passing	14	13
Penalty	1	0
Total Net Yards	287	315
Total Offensive Plays	65	63
Avg. Gain Per Offensive Play	4.4	5
Net Yards Rushing	1	52
Total Rushing Plays	8	21
Avg. Yards Per rush	0.1	2.5
Net Yards Passing	286	263
Yds. Lost Attempting to Pass	3-17	4-15
Att.-Comp.-Had Int.	54-33-4	38-25-3
Avg. Gain Per Pass Play	5	6.3
Punts	0-0-0	0-0-0
Penalties	0-0	2-10
Fumbles/Fumbles Lost	3-1	2-0
Field Goals Made-Attempted	0-0	0-0
Third-Down Efficiency	4-12	5-11
Fourth-Down Efficiency	3-11	2-9
Time of Possession	28:11	31:49

### INDIVIDUAL STATISTICS

**RUSHING:** NFC: J.Jefferson 1-7-0, D.Cook 2-5-0, J.Conner 3-3-0, D.Samuel 1-(-5)-0, J.Grant 1-(-9)-0. AFC: N.Chubb 6-17-0, N.Harris 5-15-0, J.Taylor 3-8-0, D.Johnson 1-6-0, S.Diggs 1-4-1, M.Jones 5-2-0.

**PASSING:** NFC: K.Murray 27-18-160-3-1, R.Wilson 17-9-77-0-2, K.Cousins 10-6-66-1-1. AFC: M.Jones 16-12-112-1-1, J.Herbert 11-7-98-2-1, P.Mahomes 10-5-53-0-1, S.Diggs 1-1-15-0-0.

**RECEIVING:** NFC: J.Jefferson 5-46-0, G.Kittle 4-43-0, C.Lamb 4-41-0, A.Kamara 4-23-0, D.Samuel 3-26-0, D.Cook 3-17-1,

D.Samuel 3-26-0, K.Jusczyk 2-18-1, J.Grant 2-15-0, J.Conner 2-13-0, K.Pitts 2-11-1. AFC: M.Andrews 5-82-2, H.Renfrow 5-43-1, T.Hill 4-27-0, S.Diggs 3-29-0, N.Chubb 3-29-0, J.Taylor 2-18-0, D.Johnson 1-33-0, T.Kelce 1-10-0, N.Harris 1-7-0.

**PUNT RETURNS:** NFC: None. AFC: None.

**PUNTING:** NFC: None. AFC: None.

**INTERCEPTIONS:** NFC: A.Winfield 1-63-1, T.Diggs 1-23-0, M.Lattimore 1-9-0, J.Gray 0-(-9)-0. AFC: D.Leonard 1-45-1, K.Byard 1-44-0, J.Jackson 1-3-0, D.James 1-0-0, K.Moore 0-17-0.

**SACKS:** NFC: B.Burns 2, M.Parsons 1, J.Hargrave 1. AFC: M.Crosby 2, T.Watt 1.

### 2020 PRO BOWL

Camping World Stadium, Orlando, Florida  
 January 26, 2020, Attendance: 54,024

**AFC 38, NFC 33**—The AFC scored 10 points in the last 53 seconds of the first half, and Calais Campbell had a key fourth-down, fourth-quarter sack that resulted in a fumble and T.J. Watt's 82-yard game-deciding touchdown, to propel the AFC to victory. The AFC had the initial scoring opportunity, but Budda Baker intercepted Lamar Jackson's pass in the end zone for a touchback. Three plays later Drew Brees connected on a 59-yard pass to Kenny Golladay to set up Michael Thomas' 16-yard scoring grab for a 7-0 NFC lead. Jackson responded by completing all six of his pass attempts on the next drive, capped by Andre Roberts' 5-yard touchdown catch to tie the game in the final minute of the first quarter. The NFC retook the lead seven plays later, on a drive highlighted by a play in which Russell Wilson recovered his own fumble and completed a 45-yard pass to Jared Cook, to take a 14-7 lead on Amari Cooper's touchdown reception. The AFC answered with two fourth-down conversions, one on a 3-yard run by Jackson, and the other a 3-yard touchdown catch by Mark Andrews, to tie the game 14-14. With 1:51 left in the half Wilson's fourth-and-13 pass fell incomplete. The AFC quickly took advantage with a 5-play, 56-yard, 58-second drive, that featured Deshaun Watson's 29-yard pass to Andrews, and culminated with Jack Doyle's 13-yard scoring catch for a 21-14 lead with 53 seconds left before halftime. The AFC's defense then forced three consecutive incompletions and a punt, and Watson completed a 17-yard pass to Mark Ingram and 13-yard toss to Jarvis Landry to set up Justin Tucker's 50-yard field goal as the half expired for a 24-14 lead. The AFC drove to the NFC 20-yard line to begin the second half, but Harrison Smith intercepted Watson's pass, ran 36 yards before lateraling the ball to Fletcher Cox, who went the remaining 61 yards and scored to pull the NFC to within 24-21. The NFC's defense forced a punt, and Kirk Cousins connected with Thomas on a 38-yard reception that was immediately followed by Davante Adams' 13-yard touchdown catch. Josh Allen blocked the extra point, so the NFC's

## PRO BOWL SUMMARIES

advantage was just 27-24. Three plays later, Ryan Tannehill completed his only pass of the game, a short pass to DJ Chark that resulted in a 60-yard touchdown and gave the AFC a 31-27 lead with 1:37 remaining in the third quarter. On the next play Ezekiel Elliott attempted a halfback-option pass that was intercepted by Joe Haden, but the NFC's defense responded with Za'Darius Smith's interception two plays later. The NFC drove to the AFC 9-yard line, and with 10:49 to play faced fourth-and-9. Pete Carroll chose to go for it, but Campbell sacked Cousins and forced him to fumble. Watt recovered the ball and returned it 82 yards for a touchdown and 38-27 lead. Cousins responded with an 11-play, 75-yard touchdown drive, with Adams' 4-yard catch cutting the deficit to 38-33 with 4:37 to play. The NFC went for the two-point conversion but Cousins was sacked. Instead of kicking off, the NFC chose to go for first down on fourth-and-15 from their own 25, but Cousins' pass was intercepted by Earl Thomas. Derrick Henry converted a first down on third-and-1 with 2:28 left and Ingram iced the game with a 4-yard run on second-and-2 with 2:06 to play. Jackson was named the Offensive Player of the Game and Campbell earned Defensive Player of the Game honors.

<b>NFC</b>	7	7	13	6	—	33
<b>AFC</b>	7	17	7	7	—	38

NFC—Thomas 16 pass from Brees  
(Lutz kick)

AFC—Roberts 5 pass from Jackson  
(Tucker kick)

NFC—Cooper 6 pass from Wilson  
(Lutz kick)

AFC—Andrews 3 pass from Jackson  
(Tucker kick)

AFC—Doyle 13 pass from Watson  
(Tucker kick)

AFC—FG Tucker 50

NFC—Cox 61 interception return  
(Lutz kick)

NFC—Adams 13 pass from Cousins  
(kick blocked)

AFC—Chark 60 pass from Tannehill  
(Tucker kick)

AFC—Watt 82 fumble return  
(Tucker kick)

NFC—Adams 4 pass from Cousins  
(pass failed)

### 2019 PRO BOWL

Camping World Stadium, Orlando, Florida  
January 27, 2019, Attendance: 51,192

**AFC 26, NFC 7**—The AFC's defense intercepted three passes, registered seven sacks, and permitted just 148 yards and 10 first downs en route to posting its third consecutive victory. Patrick Mahomes completed four passes on the opening drive, capped by Eric Ebron's 18-yard touchdown catch just 3:34 into the game for a 7-0 lead. The NFC countered by driving to the AFC's 4-yard-line, but Dee Ford and Brandon Williams stopped Kyle Juszczyk for no gain on fourth-and-2 to stop the threat. Late in

the first quarter Mahomes completed a 50-yard pass to Keenan Allen that set up Anthony Sherman's 1-yard run for a 14-0 lead. With Andrew Luck at quarterback, the AFC produced a methodical 17-play, 79-yard drive that featured three third-down conversions and culminated with Jason Myers' 31-yard field goal for a 17-0 lead with 21 seconds left in the first half. In the third quarter, Jamal Adams intercepted wide receiver Adam Thielen's pass at the AFC 14 to quell a scoring threat by the NFC. The ensuing 57-yard drive led to Myers' second field goal for a 20-0 lead with 4:01 remaining in the third quarter. Early in the fourth quarter the NFC defense forced three consecutive incomplete passes by Deshaun Watson to take over on downs at their own 37. Dak Prescott engineered an 8-play, 63-yard drive that was highlighted by two fourth-down conversions, the latter of which was a 20-yard pass to Austin Hooper on fourth-and-5 with 9:05 left in the game. NFC offensive players Saquon Barkley, Ezekiel Elliott, Mike Evans and Alvin Kamara took part in a handful of snaps on defense, and Evans intercepted a Watson pass with 6:17 to play. The NFC drove to the AFC 23, but Xavien Howard thwarted their final scoring chance with an interception at the AFC 18-yard-line with 4:01 left. A 49-yard pass to Anthony Sherman gave the AFC a chance to play some defensive players on offense in the final minutes. Defensive end Melvin Ingram gained 2 yards on third-and-1 for a first down with 1:14 to play, and Watson tossed a 6-yard scoring pass to cornerback Jalen Ramsey with 22 seconds to play. The 2-point conversion pass intended for safety Derwin James fell incomplete. Mahomes was named the Offensive Player of the Game and Adams earned Defensive Player of the Game honors

<b>AFC</b>	7	10	3	6	—	26
<b>NFC</b>	0	0	0	7	—	7

AFC—Ebron 18 pass from Mahomes  
(Myers kick)

AFC—Sherman 1 run (Myers kick)

AFC—FG Myers 31

AFC—FG Myers 47

NFC—Hooper 20 pass from Prescott  
(Rosas kick)

AFC—Ramsey 6 pass from Watson  
(2-pt pass failed)

### 2018 PRO BOWL

Camping World Stadium, Orlando, Florida  
January 28, 2018, Attendance: 51,019

**AFC 24, NFC 23**—Delanie Walker caught 2 touchdown passes, including the game-winner with 1:31 remaining, as the AFC rallied from a 17-point halftime deficit to defeat the NFC. The NFC opened the game with a 75-yard touchdown drive engineered by Drew Brees. The NFC used a pair of third-down conversion passes by Brees and Kyle Juszczyk's 2-yard run on fourth-and-1 to set up Brees' 8-yard touchdown pass to Adam Thielen. Following an exchange of field goals, the AFC was faced

with fourth-and-7 from the AFC 41-yard line. Ben Roethlisberger's deep pass was intercepted by Harrison Smith and returned 79 yards for a touchdown and 17-3 lead. A 49-yard pass from Alex Smith to Jarvis Landry put the AFC in the NFC red zone, but Patrick Peterson intercepted Smith's pass in the end zone three plays later to stifle the AFC. Russell Wilson guided the NFC down field, and Mark Ingram added a key 11-yard run to set up Graham Gano's 40-yard field goal as the half expired for a 20-3 NFC lead. Smith's 44-yard pass to T.Y. Hilton three plays into the second half set up Walker's 4-yard touchdown catch to cut the deficit to 20-10. Five plays later, Casey Hayward's interception, then lateral to Reshad Jones for 23 yards, followed by his lateral to Jalen Ramsey for another 23 yards, gave the AFC momentum. Moments later Derek Carr connected on a 39-yard pass to Hilton and LeSean McCoy scored on the next play to pull the AFC to within 20-17 with 5:36 left in the third quarter. The NFC responded with a 13-play drive, but Cameron Heyward's sack of Jared Goff on third down forced the NFC to settle for Gano's third field and a 23-17 lead with 14:09 to play. With 3:46 remaining, faced with fourth-and-3 near midfield, Goff's pass to Doug Baldwin fell incomplete. The AFC took over, Carr completed a 12-yard pass to Landry on fourth-and-7 to keep the drive alive, and he fired an 18-yard touchdown pass to Walker with 1:31 left to give the AFC its first lead of the game, 24-23. Von Miller sacked Goff, forced him to fumble, and recovered the ball at the NFC 27 to clinch the victory. Walker was named the Offensive Player of the Game and Miller earned Defensive Player of the Game honors.

<b>NFC</b>	7	13	0	3	—	23
<b>AFC</b>	3	0	14	7	—	24

NFC—Thielen 8 pass from Brees  
(Gano kick)

AFC—FG Boswell 41

NFC—FG Gano 43

NFC—Smith 79 interception return  
(Gano kick)

NFC—FG Gano 40

AFC—Walker 4 pass from A. Smith  
(Boswell kick)

AFC—McCoy 2 run (Boswell kick)

NFC—FG Gano 38

AFC—Walker 18 pass from Carr  
(Boswell kick)

### 2017 PRO BOWL

Camping World Stadium, Orlando, Florida  
January 29, 2017, Attendance: 60,834

**AFC 20, NFC 13**—In the first AFC-NFC game played in four years, Lorenzo Alexander intercepted a pass at the 2-yard-line with 1:23 remaining to secure the AFC's victory. After three years of teams being picked by former stars, the traditional AFC-NFC series is now knotted at 22 wins apiece. The NFC had the first scoring opportunity, but Ezekiel Elliott was stopped shy of the goal line by Zach Brown on

## PRO BOWL SUMMARIES

fourth-and-goal midway through the first quarter. On the first play of the second quarter, Alex Smith completed a 26-yard touchdown pass deep down the left side to Delanie Walker. The NFC drove to the AFC 4-yard-line but Stephon Gilmore intercepted Drew Brees' next pass for a touchback. Richard Sherman returned the favor three plays later when he stepped in front of an Andy Dalton pass and returned it 6 yards to the NFC's 42-yard-line. Four plays later, after a key 6-yard pass to Jimmy Graham on third-and-5, Brees connected deep down the left side with Doug Baldwin for a game-tying 47-yard touchdown. Late in the first half, Tyreek Hill's 38-yard punt return set up Dalton's 23-yard touchdown pass to Travis Kelce for a 14-7 AFC lead. The AFC started the second half with consecutive scoring drives in excess of seven minutes, the first engineered by Dalton and the second by Philip Rivers. Both resulted in Justin Tucker field goals for a 20-7 lead with 14:12 remaining. Kirk Cousins guided the NFC to a pair of field goals on their next two possessions to cut the deficit to 20-13 with 4:29 to play. Rivers passed for a first down on the AFC's next possession, but then was sacked on three consecutive plays to force at punt. Cousins and the NFC began their final drive at their own 31-yard-line with 2:37 to play. He completed five of his first six passes, including a pair to Baldwin and Graham, to reach the AFC 24. Following an off-side penalty, Cousins pass deep down the middle was intercepted by Alexander at the 2-yard line. Following a 20-yard return, Alexander lateraled the ball to Aqib Talib, who raced 66 yards to the NFC 12, to clinch the victory. Kelce had 3 catches for 36 yards and was named the Offensive Player of the Game. Alexander's game-clinching interception earned him Defensive Player of the Game honors.

**AFC** 0 14 3 3 — 20

**NFC** 0 7 0 6 — 13

AFC—Walker 26 pass from Smith  
(Tucker kick)

NFC—Baldwin 47 pass from Brees  
(Prater kick)

AFC—Kelce 23 pass from Dalton  
(Tucker kick)

AFC—FG Tucker 38

AFC—FG Tucker 31

NFC—FG Prater 42

NFC—FG Prater 46

### 2016 PRO BOWL

Aloha Stadium, Honolulu, Hawai'i  
January 31, 2016, Attendance: 49,616

### TEAM IRVIN 49, TEAM RICE 27

—Team Irvin's defense had 6 interceptions, which led to 21 points, to help guide them to victory. Eli Manning engineered the opening drive for Team Rice, capped by his 4-yard touchdown pass to Travis Kelce. On Team Irvin's first play from scrimmage, Russell Wilson completed a 61-yard pass to DeAndre Hopkins deep down the right sideline to set up his 14-yard touchdown pass to

Julio Jones. Sean Lee's interception two plays later led to Wilson's second touchdown pass, this one to Devonta Freeman, to give Team Irvin a 14-7 lead with 3:40 left in the first quarter. Following an exchange of punts, NaVorro Bowman intercepted a pass that sparked a 5-play, 75-yard drive, keyed by Wilson's 48-yard pass to Allen Robinson and capped by his 10-yard scoring toss to Todd Gurley for a 21-7 Team Irvin lead early in the second quarter. Team Rice responded with Derek Carr's 10-yard touchdown pass to Kelce, on third-and-goal, to cut the deficit to 21-14. Marcus Peters intercepted Teddy Bridgewater's pass on the next play from scrimmage, and his 37-yard return gave Team Rice the ball at the Team Irvin 26-yard-line. Two plays later, Jurrell Casey intercepted a short pass to thwart the rally. Bridgewater's 44-yard pass to A.J. Green moments later led to Darren Sproles' 2-yard touchdown catch with 32 seconds left in the half for a 28-14 Team Irvin lead. Team Rice began the second half with a 10-play, 75-yard drive, highlighted by Cedric Peerman's 6-yard run from punt formation on fourth-and-2, and capped by Doug Martin's 3-yard touchdown run, to pull within 28-21. Team Irvin needed just four plays to answer, with Robinson catching a 50-yard touchdown pass from Bridgewater. Tyrod Taylor had passes intercepted on the next two Team Rice possessions, the second of which, by Dominique Rodgers-Cromartie, led to Jameis Winston's 53-yard touchdown pass to Delanie Walker, and a 42-21 lead with 1:51 left in the third quarter. On Team Irvin's next drive, Winston was 3-for-3 on third-down pass situations, with Hopkins' 7-yard touchdown catch increasing the lead to 49-21 with 7:50 remaining. Taylor completed four consecutive passes, the last of which to Jarvis Landry for a 31-yard touchdown with 6:05 to play, to cut the lead to 49-27. Two plays later Khalil Mack recovered Winston's fumble at the Irvin 22-yard-line, but Bowman intercepted Taylor's pass on the next play and Team Irvin was able to run out the final 5:23. Wilson, who completed 8 of 12 passes for 164 yards and 3 touchdowns, was the Offensive MVP, while Michael Bennett, who had the game's lone sack, along with a tackle for loss and pass defended, earned Defensive MVP honors.

**Irvin** 14 14 14 7 — 49

**Rice** 7 7 7 6 — 27

Rice — Kelce 4 pass from E. Manning  
(J. Brown kick)

Irvin — J. Jones 14 pass from Wilson  
(pass failed)

Irvin — Freeman 6 pass from Wilson  
(J. Jones pass from Wilson)

Irvin — Gurley 10 pass from Wilson  
(Bailey kick)

Rice — Kelce 10 pass from Carr  
(J. Brown kick)

Irvin — Sproles 2 pass from  
Bridgewater (Bailey kick)

Rice — Martin 3 run (J. Brown kick)

Irvin — Robinson 50 pass from

Bridgewater (Bailey kick)  
Irv — Walker 53 pass from Winston  
(Bailey kick)  
Irv — Hopkins 7 pass from Winston  
(Bailey kick)  
Rice — Landry 31 pass from Taylor  
(pass failed)

### 2015 PRO BOWL

University of Phoenix Stadium,  
Glendale, Arizona

January 25, 2015, Attendance: 63,225

### TEAM IRVIN 32, TEAM

### CARTER 28

—Both teams scored on their first two possessions. After an Adam Vinatieri field goal, Andrew Luck completed all five pass attempts on his first possession to give Team Carter a 7-3 lead. Two plays later, Matthew Stafford connected with Golden Tate on a 60-yard pass to set up his 10-yard touchdown pass to Emmanuel Sanders for a 9-7 lead. Luck completed a 30-yard pass to Antonio Brown on third-and-17 to keep the next drive alive and regained the lead with a 14-yard touchdown pass to T.Y. Hilton. Stafford engineered two more scoring drives early in the second quarter, highlighted by a 48-yard pass to Odell Beckham, Jr. and a 29-yard pass to Sanders, en route to a 19-13 lead with 5:45 left in the half. Drew Brees responded by completing all five of his pass attempts on the ensuing drive, and John Kuhn gained two yards on fourth-and-1, to set up Brees' 21-yard touchdown pass to Jordy Nelson to give Team Carter a 20-19 lead with 1:59 left in the second quarter. Stafford drove Team Irvin to the Carter 2-yard-line with 23 seconds left in the half, but J.J. Watt intercepted his short pass intended for Tate to help Team Irvin hold a one-point halftime lead. On the first play of the second half, Stafford fumbled the snap and Watt recovered the fumble. Three plays later Brees connected with Olsen on a 10-yard touchdown pass and 2-point conversion toss to Hilton for a 28-19 lead for Team Carter. Brent Grimes intercepted Brees' pass for a touchback later in the third quarter to keep Team Irvin within nine points. Mark Ingram carried six times for 45 yards on the ensuing drive and Matt Ryan culminated the drive with a 1-yard touchdown pass to Sanders. Vinatieri missed his second extra point of the game, so Team Irvin trailed by three points with 1:52 left in the third quarter. Midway through the fourth quarter, Darren Sproles had a 30-yard run to help get Team Irvin into scoring position. Faced with fourth-and-goal from the 1-yard-line with 3:14 to play, Team Irvin forwent a game-tying field-goal attempt and Ryan tossed a 1-yard touchdown to Jimmy Graham for a 32-28 lead. Andy Dalton drove Team Carter down to the Team Irvin 19-yard-line with 1:06 remaining, but then threw four consecutive incompletions and Team Carter prevailed. Watt had four passes defended, recovered a fumble and had an interception to earn defensive player of the game honors. Stafford was named

## PRO BOWL SUMMARIES

offensive player of the game with 316 passing yards and 2 touchdowns.

**Irvin** 9 10 6 7 — 32

**Carter** 13 7 8 0 — 28

Irv — FG Vinatieri 32

Cart — Olsen 17 pass from Luck  
(Parkey kick)

Irv — Sanders 10 pass from Stafford  
(kick failed)

Cart — Hilton 14 pass from Luck  
(pass failed)

Irv — Graham 6 pass from Stafford  
(Vinatieri kick)

Irv — FG Vinatieri 28

Cart — Nelson 21 pass from Brees  
(Parkey kick)

Cart — Olsen 10 pass from Brees  
(Hilton pass from Brees)

Irv — Sanders 1 pass from Ryan  
(kick failed)

Irv — Graham 1 pass from Ryan  
(Vinatieri kick)

### 2014 PRO BOWL

Aloha Stadium, Honolulu, Hawai'i  
January 26, 2014, Attendance: 47,270

### TEAM RICE 22, TEAM SANDERS 21

—DeMarco Murray scored on a 20-yard touchdown pass, and Mike Tolbert added the 2-point conversion run, with 41 seconds remaining as Team Rice rallied to defeat Team Sanders. The game marked the first in which the Pro Bowl players were split into teams via a draft held by Pro Football Hall of Fame players Jerry Rice and Deion Sanders. Team Sanders scored first as Andrew Luck completed a 36-yard flea-flicker touchdown pass to DeSean Jackson for a 7-0 lead less than five minutes into the game. Team Rice had a chance to tie the game at the end of the first quarter, but Eric Berry intercepted a Drew Brees pass in the end zone. Brees bounced back on the next series, tying the game on an 8-yard scoring pass to Jimmy Graham. Dontari Poe's interception and 42-yard return to the Team Rice's 7-yard-line set up Cam Newton's 1-yard run to give Team Sanders a 14-7 lead. Just before halftime Team Rice's Derrick Johnson forced Alfred Morris to fumble. Alterraun Verner recovered the fumble at Team Rice's own 42-yard line, and Philip Rivers completed the final four passes on a 58-yard drive, capped by his 10-yard touchdown pass to Josh Gordon, to tie the game 14-14 with 36 seconds left in the half. Team Sanders' Justin Tucker attempted a 66-yard field goal to conclude the half, but the kick fell short. Team Sanders had a chance to retake the lead early in the second half following Berry's fumble recovery at the 24-yard line, but Newton's fourth-and-goal pass from the 4-yard line fell incomplete. In the fourth quarter, Stephen Gostkowski's 53-yard field-goal attempt for Team Rice hit the right upright, maintaining the tie score with 7:24 to play. Three plays later Nick Foles completed a 39-yard pass to Antonio Brown to set up his 12-yard touchdown pass to Jordan

Cameron for a 21-14 lead for Team Sanders with 4:41 remaining. On the next possession, on fourth-and-2 from their own 30 with 3:48 remaining, Tolbert took a direct snap from punt formation and ran seven yards for a first down. Alex Smith then completed a 16-yard pass to Gordon on fourth-and-8, keeping the drive alive for Team Rice. However, Brent Grimes intercepted Smith's pass and returned it to Team Sanders' 30 with 2:17 remaining. Team Rice was able to force a punt, and Dexter McCluster returned it 26 yards to his own 42-yard line. With 1:24 on the clock and trailing 21-14, Smith completed a 24-yard pass to Gordon on the first play. Two plays later he connected with Alshon Jeffery on a 12-yard reception. On the next play he found Murray over the middle. Murray powered through Team Sanders' defense for the touchdown. Team Rice head coach Ron Rivera went for the 2-point conversion, and Tolbert blasted over the middle for a 22-21 lead with 41 seconds left. Team Sanders reached the Team Rice 49-yard-line with five seconds left. Tucker attempted a 67-yard field goal but it fell short. Team Rice's Smith passed for a game-high 116 yards. Gordon had 6 catches. Linebacker Johnson had a team-high 9 tackles, and one forced fumble, to be named the game's defensive most valuable player. For Team Sanders, Foles, who led the NFL in passer rating, had a game-best 130.8 rating by completing 7 of 10 passes for 89 yards and 1 touchdown and was named the game's offensive most valuable player. Jamaal Charles rushed for a game-best 43 yards.

**Rice** 0 14 0 8 — 22

**Sanders** 7 7 0 7 — 21

San — Jackson 36 pass from Luck  
(Tucker kick)

Rice — Graham 8 pass from Brees  
(Gostkowski kick)

San — Newton 1 run (Tucker kick)

Rice — Gordon 10 pass from  
Rivers (Gostkowski kick)

San — Cameron 12 pass from Foles  
(Tucker kick)

Rice — Murray 20 pass from A. Smith  
(Tolbert run)

### 2013 PRO BOWL

Aloha Stadium, Honolulu, Hawai'i  
January 27, 2013, Attendance: 47,134

### NFC 62, AFC 35

—Russell Wilson passed for 3 touchdowns as the NFC scored touchdowns on six consecutive possessions in the second and third quarters en route to victory. Drew Brees fumbled on the first play of the game. It was recovered by Jairus Byrd and four plays later Peyton Manning completed a 6-yard touchdown pass to A.J. Green for a 7-0 lead 59 seconds into the game. The NFC's defense forced punts on the AFC's next three possessions, but when Derrick Johnson intercepted a pass by Eli Manning and returned it 42 yards for a touchdown, the AFC led 14-10 with 11:14 remaining in the second quar-

ter. The NFC regained the lead 17-14 on Victor Cruz' 9-yard touchdown catch. William Moore intercepted a pass on the AFC's next possession, and on the next play Eli Manning completed a 52-yard pass to Kyle Rudolph, setting up Marshawn Lynch's 1-yard touchdown run for a 24-14 lead with 1:41 left in the half. Julius Peppers sacked Matt Schaub on third down to force Dustin Colquitt's fourth punt of the half. Eli Manning then engineered a 71-yard drive in the final 1:08 of the half, started by Rudolph's 20-yard catch on the first play of the drive, keyed by Larry Fitzgerald's 15-yard catch on third down, and capped by Rudolph's 3-yard touchdown catch as the half expired for a 31-14 lead. Earl Thomas intercepted Schaub's pass on the second play of the second half, and three plays later Wilson completed a 28-yard touchdown pass to Doug Martin. Schaub responded with a 16-play, 80-yard drive, capped by his 4-yard touchdown pass to Joshua Cribbs. However, the NFC answered by scoring twice in a span of 2 minutes, 1 second. Leon Washington set the stage with a Pro Bowl record 92-yard kickoff return that set up Wilson's 9-yard touchdown pass to Fitzgerald. The AFC's Andrew Luck fumbled on his first play from scrimmage and Gerald McCoy recovered. Vincent Jackson caught a 5-yard scoring pass from Wilson five plays later to give the NFC a 52-21 lead with 1:51 left in the third quarter. Cribbs fumbled on the ensuing kickoff and Chad Greenway recovered, setting up Blair Walsh's 26-yard field goal for a 55-21 lead. In the fourth quarter for the AFC Luck and Green combined for a pair of touchdowns, finishing 80- and 77-yard fourth-quarter drives. For the NFC, Cruz' Pro Bowl-record 10th catch set up the NFC's final points, a 3-yard scoring run by Jerome Felton. Eli Manning was 16 of 23 for 191 yards and 2 touchdowns, with 1 interception. Brees was 8 of 11 for 131 yards and 1 touchdown, while Wilson was 8 of 10 for 98 yards and 3 touchdowns. Cruz had 10 receptions for 96 yards and 1 touchdown. Rudolph, who was chosen as the game's MVP, had 5 receptions for 122 yards and 1 touchdown. Schaub completed 12 of 22 for 113 yards and 1 touchdown, with 2 interceptions. Luck was 12 of 19 for 205 yards and 2 touchdowns, with 1 interception, and Peyton Manning was 6 of 12 for 43 yards and 1 touchdown. Green had 7 catches for 119 yards and 3 touchdowns.

**AFC** 7 7 7 14 — 35

**NFC** 7 24 21 10 — 62

AFC — Green 6 pass from P. Manning  
(Dawson kick)

NFC — V. Jackson 36 pass from Brees  
(Walsh kick)

NFC — FG Walsh 48

AFC — D. Johnson 42 interception  
return (Dawson kick)

NFC — Cruz 9 pass from  
E. Manning (Walsh kick)

NFC — Lynch 1 run (Walsh kick)

NFC — Rudolph 3 pass from

## PRO BOWL SUMMARIES

NFC — E. Manning (Walsh kick)  
 NFC — Martin 28 pass from Wilson (Walsh kick)  
 AFC — Cribbs 4 pass from Schaub (Dawson kick)  
 NFC — Fitzgerald 9 pass from Wilson (Walsh kick)  
 NFC — V. Jackson 5 pass from Wilson (Walsh kick)  
 NFC — FG Walsh 26  
 AFC — Green 4 pass from Luck (Dawson kick)  
 NFC — Felton 3 run (Walsh kick)  
 AFC — Green 49 pass from Luck (Dawson kick)

### 2012 PRO BOWL

Aloha Stadium, Honolulu, Hawai'i  
 January 29, 2012, Attendance: 48,423

**AFC 59, NFC 41**—Brandon Marshall established a Pro Bowl record with 4 touchdown catches as the AFC defeated the NFC. The two teams combined for 1,142 total yards, including 596 by the AFC. The NFC scored the first two touchdowns in a span of nine seconds. After Aaron Rodgers connected with Larry Fitzgerald on a 10-yard touchdown, the NFC's Charles Tillman successfully recovered an onside kick. On the next play, Rodgers found Fitzgerald for a 44-yard touchdown deep down the right sideline for a 14-0 lead 5:55 into the game. The NFC's Clay Matthews then intercepted a pass, but during the return the NFC lateraled the ball and Julius Peppers fumbled. Vincent Jackson recovered and the AFC scored three plays later to cut the deficit to 14-7. Champ Bailey recovered LeSean McCoy's fumble at the AFC' 15-yard line on the ensuing possession and Ben Roethlisberger found Marshall for a 74-yard touchdown pass to tie the game with 2:35 left in the first quarter. Patrick Peterson's interception in the end zone resulted in a touchback and thwarted an AFC scoring opportunity early in the second quarter. Drew Brees guided the NFC on an 80-yard drive on the next possession, capped by his fourth-and-goal 2-yard touchdown pass to Jimmy Graham for a 21-14 lead. Philip Rivers answered with a 29-yard touchdown pass to Marshall to tie the game. On its next possession, the NFC was forced to punt but punter Andy Lee completed an 8-yard pass to Peterson for a first down. Three plays later Greg Jennings caught an 11-yard touchdown pass from Brees for a 28-21 lead. The half ended with Rivers finding Antonio Gates for a 27-yard touchdown on the last play of the first half to tie the game 28-28. Eric Weddle intercepted Cam Newton's pass early in the second half to set up Sebastian Janikowski's 37-yard field goal, but Newton found Steve Smith for a 55-yard touchdown three plays later as the NFC retook the lead 35-31. The NFC had its second successful onside kick, this one recovered by Brian Jennings, but was unable to capitalize as Johnathan Joseph intercepted Newton's pass to stop the NFC's drive. The AFC resulted with a long drive, but A.J.

Green fumbled at the NFC 1-yard-line and Eric Thomas recovered in the end zone for a touchback. The AFC's defense then forced a punt and Andy Dalton connected with Marshall on a 47-yard touchdown pass for a 38-35 lead. Another NFC punt led to a 46-yard punt return by Antonio Brown and set up Vonta Leach's 1-yard touchdown for a 45-35 lead with 11:40 to play. The AFC's defense forced a third consecutive punt, Brown had a 32-yard return, and Marshall ended the drive with his fourth scoring catch, a 3-yard reception, for a 52-35 lead with 8:25 remaining. On the next drive Weddle intercepted his second pass of the day. He returned it 27 yards, lateraled to Derrick Johnson, who returned it the remaining 60 yards for a touchdown a 59-35 lead. Newton's 36-yard touchdown pass to Fitzgerald with 2:37 to play finished the scoring. Marshall finished with 6 catches for 176 yards and 4 touchdowns. The NFC had three players with more than 100 receiving yards: Smith (118 yards, 5 catches), Tony Gonzalez (114, 7), and Fitzgerald (111, 6).

<b>NFC</b>	14	14	7	6	—	41
<b>AFC</b>	14	14	10	21	—	59

NFC — Fitzgerald 10 pass from Rodgers (Akers kick)  
 NFC — Fitzgerald 44 pass from Rodgers (Akers kick)  
 AFC — Green 34 pass from Roethlisberger (Janikowski kick)  
 AFC — Marshall 74 pass from Roethlisberger (Janikowski kick)  
 NFC — Graham 2 pass from Brees (Akers kick)  
 AFC — Marshall 29 pass from Rivers (Janikowski kick)  
 NFC — Jennings 11 pass from Brees (Akers kick)  
 AFC — Gates 27 pass from Rivers (Janikowski kick)  
 AFC — FG Janikowski 37  
 NFC — Smith 55 pass from Newton (Akers kick)  
 AFC — Marshall 47 pass from Dalton (Janikowski kick)  
 AFC — Leach 1 run (Janikowski kick)  
 AFC — Marshall 3 pass from Dalton (Janikowski kick)  
 AFC — Johnson 60 interception return (Janikowski kick)  
 NFC — Fitzgerald 36 pass from Newton (kick short)

### 2011 PRO BOWL

Aloha Stadium, Honolulu, Hawai'i  
 January 30, 2011, Attendance: 49,331

**NFC 55, AFC 41**—The NFC jumped out to a 42-0 lead, scoring six touchdowns in less than 14 minutes, and forced six turnovers en route to victory. After the AFC failed to convert a fourth-and-three from the NFC's 41-yard line, Michael Vick scrambled for a first down on third-and-6, and completed a 23-yard pass to Roddy White on third-and-10 to set up Ovie Mughelli's 1-yard touchdown run with 3:14 left in the first quarter. On the AFC's next play, London Fletcher intercepted Philip Rivers' pass and

returned it to the AFC 43. Five plays later, Adrian Peterson scored on a 14-yard run for a 14-0 lead. DeAngelo Hall and Devin McCourty had interceptions on back-to-back plays to give the AFC the ball, but Brent Grimes snared a Peyton Manning pass at the NFC 42. Keyed by a Devin Hester 19-yard run, the NFC took a 21-0 lead on Matt Ryan's 4-yard touchdown pass to Tony Gonzalez with 10:41 remaining in the half. On the next play from scrimmage, Wes Welker fumbled. Hall returned the fumble 34 yards for a touchdown and 28-0 advantage. The NFC defense forced a three-and-out, and Ryan's 25-yard touchdown pass to Larry Fitzgerald four plays later extended the lead. Two plays later, Antoine Winfield intercepted Matt Cassel's pass, and Steven Jackson's 21-yard scoring scamper gave the NFC a 42-0 lead with 4:32 left in the half. The NFC scored six touchdowns in 13 minutes, 42 seconds. The AFC cracked the scoreboard as Jamaal Charles carried five times on a six-play drive, capped by his 8-yard scoring run with 1:54 left in the half. Rivers engineered an eight-play, 69-yard drive to begin the second half, and his 16-yard touchdown pass to Reggie Wayne cut the deficit to 42-14. Hester then fumbled the ensuing kickoff. Montell Owens scooped up the ball for an 8-yard touchdown return for 14 points in five seconds. David Akers then made a field goal. It was his 48th career Pro Bowl point, setting the game's all-time scoring record. Rivers' touchdown pass to Mercedes Lewis cut the deficit to 45-28, and the AFC drove into NFC territory on its next drive, but failed to convert on fourth-and-seven with 8:10 to play. Akers made his second field goal, and three plays later Jon Beason intercepted a pass by Cassel and returned it 49 yards for a touchdown and 55-28 lead with 3:33 remaining. Cassel threw two touchdowns in the final 1:55, including a 67-yard pass play that included laterals by Dwayne Bowe and Owens to center Alex Mack, who took the ball the final 40 yards. With a fumble return for a touchdown, along with an interception, Hall was named MVP, only the second defensive player in 21 years so honored.

<b>AFC</b>	0	7	21	13	—	41
<b>NFC</b>	14	28	3	10	—	55

NFC — Mughelli 1 run (Akers kick)  
 NFC — Peterson 14 run (Akers kick)  
 NFC — Gonzalez 4 pass from Ryan (Akers kick)  
 NFC — Hall 34 fumble return (Akers kick)  
 NFC — Fitzgerald 25 pass from Ryan (Akers kick)  
 NFC — Jackson 21 run (Akers kick)  
 AFC — Charles 8 run (Cundiff kick)  
 AFC — Wayne 16 pass from Rivers (Cundiff kick)  
 AFC — Owens 8 fumble return (Cundiff kick)  
 NFC — FG Akers 41  
 AFC — M. Lewis 28 pass from Rivers (Cundiff kick)

## PRO BOWL SUMMARIES

- NFC — FG Akers 38  
 NFC — Beason 49 interception return (Akers kick)  
 AFC — Owens 7 pass from Cassel (Cundiff kick)  
 AFC — Mack 67 pass play from Cassel (pass failed)

### 2010 PRO BOWL

Sun Life Stadium, Miami, Florida  
 January 31, 2010, Attendance: 70,697  
**AFC 41, NFC 34**—Matt Schaub passed for 2 scores and Chris Johnson scored the tie-breaking touchdown with 5:59 to play as the AFC defeated the NFC. This marked the first time the Pro Bowl was played prior to the Super Bowl. The AFC began the game with identical 5-play, 65-yard scoring drives that ended with Schaub touchdown passes to take a 14-3 lead just eight minutes, one second into the game. Aaron Rodgers answered with back-to-back scoring drives of 80 and 78 yards, the latter of which featured a 12-yard pass from Rodgers to DeSean Jackson on fourth-and-7, and was capped by the duo's 7-yard touchdown, for a 17-14 NFC lead. With the score 17-17, Josh Cribbs returned a punt 65 yards just before halftime, but Dan Carpenter's 36-yard field-goal attempt sailed wide right as the half expired. The NFC scored on the second play of the third quarter, as Jackson took a short pass from Donovan McNabb and sprinted for a 58-yard touchdown. Undeterred, David Garrard needed just two plays to tie the game on his deep 48-yard touchdown toss to Vincent Jackson. The AFC defense made a key play on the next play from scrimmage, as Brian Dawkins intercepted McNabb's pass to set up Maurice Jones-Drew's 4-yard touchdown run. The AFC defense then forced a punt, and Dan Carpenter made a 26-yard field goal to give the AFC a 34-24 lead with 5:09 left in the third quarter. Tony Romo entered the game and completed six consecutive passes to set up DeAngelo Williams' touchdown to pull within three points. Asante Samuel then intercepted Vince Young's pass and returned it 35 yards. David Akers made a 39-yard field goal moments later to tie the score 34-34 with 11:43 to play. Schaub re-entered the game and led the AFC on an 11-play, 76-yard march, highlighted by Andre Johnson's 7-yard catch on fourth-and-2, and capped by Chris Johnson's 2-yard run with 5:59 to play. Romo drove the NFC to the AFC 31-yard line, but on third down James Harrison intercepted Romo's pass and returned it 34 yards. Le'Ron McClain clinched the victory with his 3-yard run on fourth-and-1 with 1:40 remaining, allowing the AFC to run out the clock. Schaub, who was named the MVP, was 13 of 17 for 189 yards and 2 touchdowns and Garrard was 8 of 14 for 183 yards and a score. Vincent Jackson had 7 receptions for 122 yards. For the NFC, Rodgers was 15 of 19 for 197 yards and 2

touchdowns. DeSean Jackson had 6 catches for 101 yards.

**NFC** 10 7 14 3 — 34

**AFC** 14 3 17 7 — 41

- AFC — A. Johnson 33 pass from Schaub (Carpenter kick)  
 NFC — FG Akers 47  
 AFC — Marshall 23 pass from Schaub (Carpenter kick)  
 NFC — Smith 48 pass from Rodgers (Akers kick)  
 NFC — D. Jackson 7 pass from Rodgers (Akers kick)  
 AFC — FG Carpenter 30  
 NFC — D. Jackson 58 pass from McNabb (Akers kick)  
 AFC — V. Jackson 48 pass from Garrard (Carpenter kick)  
 AFC — Jones-Drew 4 run (Carpenter kick)  
 AFC — FG Carpenter 26  
 NFC — D. Williams 7 run (Akers kick)  
 NFC — FG Akers 39  
 AFC — C. Johnson 2 run (Carpenter kick)

### 2009 PRO BOWL

Aloha Stadium, Honolulu, Hawaii  
 February 8, 2009, Attendance: 49,958  
**NFC 30, AFC 21**—Larry Fitzgerald caught 2 touchdown passes, including the go-ahead score with 4:03 remaining, as the NFC rallied to defeat the AFC. Fitzgerald, who also caught a 46-yard touchdown as the first half expired, was the game's MVP with 5 receptions for 81 yards along with the 2 scores. The AFC marched 96 yards on its first possession, with Peyton Manning completing 6 of 8 passes, capped by his 19-yard scoring toss to Tony Gonzalez. The AFC had a 16-play drive in the second quarter, but on fourth-and-goal from the NFC's 1-yard line, Manning's pass for Brandon Marshall was incomplete. After a punt, Kerry Collins needed just 49 seconds to drive 52 yards, and his 9-yard touchdown pass to Owen Daniels gave the AFC a 14-3 lead with 28 seconds left in the half. However, Drew Brees lofted a long pass as the half expired. Fitzgerald caught the ball despite Cortland Finnegan's defense, and his touchdown trimmed the deficit to 14-10. Late in the third quarter, Jared Allen sacked Collins, forced him to fumble, and recovered the ball. On the next play, Adrian Peterson scored on a 10-yard run for a 17-14 NFC lead. Early in the fourth quarter, Jay Cutler engineered a 13-play, 89-yard drive, highlighted by a 13-yard pass to Reggie Wayne on third-and-8, and capped by Le'Ron McClain's 5-yard run with 6:59 remaining for a 21-17 AFC lead. Clifton Smith returned the ensuing kickoff 55 yards, and Eli Manning completed a 24-yard pass to Anquan Boldin. On third-and-goal from the AFC's 2, Manning found Fitzgerald for a 24-21 lead. Julius Peppers' interception set up John Carney's 48-yard field goal with 2:06 to play. After four consecutive incomplete passes by Cutler, the 44-year-old Carney, the oldest

player in Pro Bowl history, tacked on a 26-yard field goal with 32 seconds left to clinch the victory. Brees was 11 of 19 for 142 yards and 1 touchdown, and Eli Manning was 8 of 14 for 111 yards and 1 touchdown, with 1 interception. Peterson led the NFC with 48 rushing yards, and Steve Smith had 6 receptions for 89 yards. Peyton Manning was 12 of 17 for 151 yards and 1 touchdown, while Collins was 10 of 15 for 108 yards and 1 touchdown, with 1 interception. Eli and Peyton Manning were the first brother quarterbacks to play against each in the Pro Bowl. Marshawn Lynch had 48 rushing yards for the AFC, while Gonzalez had 6 catches for 98 yards.

**NFC** 0 10 7 13 — 30

**AFC** 7 7 0 7 — 21

- AFC — Gonzalez 19 pass from P. Manning (Gostkowski kick)  
 NFC — FG Carney 37  
 AFC — Daniels 9 pass from Collins (Gostkowski kick)  
 NFC — Fitzgerald 46 pass from Brees (Carney kick)  
 NFC — Peterson 10 run (Carney kick)  
 AFC — McClain 5 run (Gostkowski kick)  
 NFC — Fitzgerald 2 pass from E. Manning (Carney kick)  
 NFC — FG Carney 48  
 NFC — FG Carney 26

### 2008 PRO BOWL

Aloha Stadium, Honolulu, Hawaii  
 February 10, 2008, Attendance: 50,044  
**NFC 42, AFC 30**—Adrian Peterson rushed for 129 yards and 2 touchdowns as the NFC rallied to victory. Peterson became only the second rookie to win the Pro Bowl MVP award, joining Marshall Faulk. The NFC outgained the AFC 458-326 in total yards, but Antonio Cromartie helped keep the AFC in the game with 2 interceptions for 77 yards. The AFC scored on its first five possessions, including three touchdowns. The third touchdown was set up by Cromartie's 56-yard interception return and capped by Ben Roethlisberger's 1-yard touchdown pass to T.J. Houshmandzadeh for a 24-7 lead with 12:08 remaining in the second quarter. On the next drive, Tony Romo's 34-yard pass to Terrell Owens on fourth-and-13 seemed to change the momentum, and the pair hooked up for a 6-yard touchdown three plays later to pull within 24-14. Adrian Peterson's 39-yard run set up Matt Hasselbeck's 17-yard touchdown pass to Chris Cooley with 28 seconds left in the half to pull the NFC to within six points at 27-21. On the opening drive of the second half, Hasselbeck completed a 17-yard pass to Torry Holt on fourth-and-2, and Peterson scored on a 17-yard run on the next play for a 28-27 lead. The AFC responded with Rob Bironas' third field goal, but late in the third quarter Owens caught a 27-yard pass from former teammate Jeff Garcia, and the duo connected on a 6-yard touchdown for a 35-30 NFC lead with 12:29 remaining. The AFC drove to the NFC's 27, but Derek Anderson threw four consecutive incomplete passes. Garcia completed a 16-yard pass to Donald Driver

on the ensuing 9-play, 73-yard drive, capped by Peterson's 6-yard touchdown run with 2:43 to play for a 42-30 lead. Darren Sharper intercepted Anderson's long pass for a touchback with 20 seconds left to seal the victory. Romo was 9 of 16 for 87 yards and 2 touchdowns, with 1 interception. Hasselbeck was 7 of 9 for 78 yards and 1 touchdown, and Garcia was 8 of 10 for 117 yards and 1 touchdown, with 1 interception. Owens had 8 receptions for 101 yards. Peyton Manning was 11 of 16 for 147 yards and 1 touchdown. Roethlisberger was 5 of 9 for 42 yards, and Anderson was 10 of 26 for 103 yards, with 1 interception.

**AFC** 17 10 3 0 — 30  
**NFC** 7 14 7 14 — 42

- AFC — Neal 1 run (Bironas kick)
- NFC — Fitzgerald 6 pass from Romo (Folk kick)
- AFC — Houshmandzadeh 16 pass from P. Manning (Bironas kick)
- AFC — FG Bironas 33
- AFC — Houshmandzadeh 1 pass from Roethlisberger (Bironas kick)
- NFC — Owens 6 pass from Romo (Folk kick)
- AFC — FG Bironas 48
- NFC — Cooley 17 pass from Hasselbeck (Folk kick)
- NFC — Peterson 17 run (Folk kick)
- AFC — FG Bironas 28
- NFC — Owens 6 pass from Garcia (Folk kick)
- NFC — Peterson 6 run (Folk kick)

**2007 PRO BOWL**

Aloha Stadium, Honolulu, Hawaii  
 February 10, 2007, Attendance: 50,410

**AFC 31, NFC 28**—The NFC scored two touchdowns within 66 seconds to tie the score with 1:48 remaining, but Nate Kaeding made a 21-yard field goal with no time left as the AFC held off the NFC. With the score 7-7, Adalious Thomas recovered Marc Bulger's fumble and returned it 70 yards for a touchdown to give the AFC a 14-7 lead with 7:42 remaining in the first half. The NFC responded with Frank Gore's 1-yard touchdown run to tie the game. To open the second half, LaDainian Tomlinson ran six times on a nine-play drive, capped by Tomlinson's 3-yard scoring run, to give the AFC a 21-14 lead. Antonio Pierce intercepted a pass at the NFC 6-yard-line to stop a drive late in the third quarter, but on the AFC's next possession Carson Palmer completed a 42-yard touchdown pass to teammate Chad Johnson to give the AFC a 28-14 lead. The NFC drove into the AFC red zone on its next two possessions, but Derrick Burgess' fourth-down sack ended one drive and Romo was stopped for no gain on fourth-and-goal from the 1-yard-line on the second possession with 5:00 left. However, Vince Young fumbled three plays later and Sean Taylor recovered at the AFC 11-yard-line. Four plays later, on fourth-and-3, Steven Jackson scored on a 4-yard run with 2:54 left. A bad snap on the extra-point attempt, however, forced holder Romo to

throw an incomplete pass, leaving the NFC trailing by eight points. The NFC then attempted an onside kick and Ronde Barber recovered. Four plays later, Romo fired a 47-yard touchdown pass to Anquan Boldin, and a 2-point conversion pass to Steve Smith, to tie the game with 1:48 to play. After Palmer converted a fourth-and-1 with a sneak, he attempted a deep pass for Johnson. Defensive pass interference was called when Adrian Wilson, mistakenly thinking the ball had been tipped, hit Johnson before the ball arrived, and the AFC got the ball at the NFC 2-yard-line. Kaeding made the 21-yard field goal as time expired. Palmer, who was selected the game's outstanding player, was 8 of 17 for 190 yards and 2 touchdowns to lead the AFC. Reggie Wayne had 6 receptions for 137 yards. Ed Reed had 2 interceptions. Romo was 11 of 19 for 156 yards and 1 touchdown, with 1 interception, and Bulger was 8 of 15 for 133 yards.

**NFC** 0 14 0 14 — 28  
**AFC** 0 14 7 10 — 31

- NFC— T. Barber 1 run (Gould kick)
- AFC— Wayne 72 pass from Palmer (Kaeding kick)
- AFC— A. Thomas 70 fumble return (Kaeding kick)
- NFC— Gore 1 run (Gould kick)
- AFC— Tomlinson 3 run (Kaeding kick)
- AFC— C. Johnson 42 pass from Palmer (Kaeding kick)
- NFC— S. Jackson 4 run (pass failed)
- NFC— Boldin 47 pass from Romo (S. Smith pass from Romo)
- AFC— FG Kaeding 21

**2006 PRO BOWL**

Aloha Stadium, Honolulu, Hawaii  
 February 12, 2006, Attendance: 50,190

**NFC 23, AFC 17**—Derrick Brooks returned an interception 59 yards for a touchdown, and Neil Rackers added 3 field goals, as the NFC held off the AFC. The series is now tied 18-18. The defenses dominated, as the game featured 7 sacks and 10 turnovers. John Lynch's interception and 40-yard return to the NFC 45-yard line set up Peyton Manning's 16-yard touchdown pass to Chris Chambers. With the ball at midfield and holding a 10-3 lead and 48 seconds left in the half, Manning was intercepted for the third time. Roy Williams picked off the pass at the NFC 12, ran 11 yards, handed off to DeAngelo Hall, who raced 57 yards to the AFC 20-yard line. Three plays later, Michael Vick completed a 14-yard touchdown pass to Alge Crumpler to tie the game with two seconds left in the half. In the middle of the third quarter, Brooks intercepted Trent Green's short pass intended for Antonio Gates and returned it 59 yards for a touchdown. Champ Bailey recovered Santana Moss' fumble to spark a 10-play, 68-yard drive capped by Green's 1-yard run to tie the game 17-17 with 12:47 to play. Matt Hasselbeck engineered a 13-play, 59-yard drive on

the ensuing possession to set up Rackers' 22-yard field goal for a 20-17 lead with 6:29 to play. Jeremiah Trotter recovered Steve McNair's fumbled snap at the AFC 18-yard line with 3:42 to play, and Rackers added a 20-yard field goal with 1:10 remaining. The AFC reached the NFC 49-yard line with 29 seconds left, but McNair threw 3 consecutive incompletions and Michael Strahan ended the game with a sack. Brooks was selected the game's outstanding player.

**AFC** 7 3 0 7 — 17  
**NFC** 0 10 7 6 — 23

- AFC — Chambers 16 pass from Manning (Graham kick)
- NFC — FG Rackers 32
- AFC — FG Graham 31
- NFC — Crumpler 14 pass from Vick (Rackers kick)
- NFC — D. Brooks 59 interception return (Rackers kick)
- AFC — T. Green 1 run (Graham kick)
- NFC — FG Rackers 22
- NFC — FG Rackers 20

**2005 PRO BOWL**

Aloha Stadium, Honolulu, Hawaii  
 February 13, 2005, Attendance: 50,225

**AFC 38, NFC 27**—Peyton Manning passed for 130 yards and 3 touchdowns as the AFC won for the fourth time in five years. The NFC outgained the AFC 492-343, but committed 3 turnovers and allowed an onside kick for a touchdown. David Akers missed a 43-yard field goal in the first quarter, and the AFC responded with touchdowns on its next four possessions. Manning completed 3 touchdown passes in the stretch, and Hines Ward registered the first onside kick returned for a touchdown in Pro Bowl history. Manning's final scoring pass, a 12-yard toss to Antonio Gates, was set up by Takeo Spikes' interception near midfield, to take a 28-7 lead with 5:50 left in the half. Michael Vick began the second half for the NFC, and engineered a 73-yard drive, capped by Tory Holt's 27-yard touchdown catch. Lito Sheppard intercepted Tom Brady's pass four plays later, and Vick culminated a 69-yard drive with a 3-yard run to cut the deficit to 28-24 with 3:53 left in the third quarter. An exchange of field goals made the score 31-27 with 9:04 remaining, but Drew Brees connected on a 33-yard pass to Gates on a flea-flicker, and LaDainian Tomlinson scored on third-and-goal from the NFC's 4 with 5:15 to play. Nate Clements' interception of Vick's pass with 2:00 remaining clinched the victory. Manning was 6 of 10 for 130 yards and 3 touchdowns to earn the game's most valuable player award. Brady was 4 of 9 for 48 yards, with 1 interception, and Brees was 2 of 2 for 58 yards. Donovan McNabb was 1 of 8 for 24 yards, with 1 interception. Daunte Culpepper was 9 of 15 for 124 yards, with 1 interception. Vick was 14 of 24 for 205 yards and 1 touchdown, with 1 interception, and became the first player to pass and run for

## PRO BOWL SUMMARIES

a touchdown in the same Pro Bowl game.

**NFC** 0 10 14 3 — 27

**AFC** 14 14 0 10 — 38

AFC — Harrison 62 pass from Manning (Vinatieri kick)

AFC — Ward 41 pass from Manning (Vinatieri kick)

NFC — Westbrook 12 run (Akers kick)

AFC — Ward 39 kickoff return (Vinatieri kick)

AFC — Gates 12 pass from Manning (Vinatieri kick)

NFC — FG Akers 33

NFC — Holt 27 pass from Vick (Akers kick)

NFC — Vick 3 run (Akers kick)

AFC — FG Vinatieri 44

NFC — FG Akers 29

AFC — Tomlinson 4 run (Vinatieri kick)

### 2004 PRO BOWL

Aloha Stadium, Honolulu, Hawaii

February 8, 2004, Attendance: 50,127

**NFC 55, AFC 52**—Marc Bulger passed for a Pro Bowl-record 4 touchdowns as the NFC rallied from a 25-point deficit to win the highest scoring game in Pro Bowl history. The AFC set a record with 626 yards, but committed 6 turnovers which led to 35 points. Steve McNair fired a 90-yard touchdown pass to Chad Johnson on the AFC's first play, and Ed Reed blocked Todd Sauerbrun's punt and returned it 23 yards for a touchdown for a 14-0 lead 3:58 into the game. The AFC led 17-13 in the second quarter when Peyton Manning fired a 50-yard touchdown pass to Marvin Harrison, and his 9-yard scoring pass to Tony Gonzalez on the next possession gave the AFC a 31-13 lead. Jamal Lewis' 22-yard touchdown run gave the AFC a 38-13 lead with 11:08 left in the third quarter. The comeback started when Trent Green fumbled and Leonard Little recovered. Bulger completed a 12-yard touchdown pass to Torry Holt two plays later with 8:08 left in the third quarter. Two plays later, Derrick Mason fumbled and Jerry Azumah returned it 36 yards to the AFC's 7 to set up Bulger's 2-yard touchdown toss to Keenan McCardell. But following an exchange of punts, Green completed a 23-yard touchdown pass to Clinton Portis to give the AFC a 45-27 lead with 13:14 left. The NFC scored 28 points in the next 9:42, set up by Azumah's 60-yard kickoff return, Champ Bailey's interception of a pass by Harrison, and interception returns by Dre' Bly, 32 yards for a touchdown, and Corey Chavous, 39 yards to set up Shaun Alexander's 2-yard touchdown run with 3:32 left, for a 55-45 NFC lead. Manning's 10-yard touchdown pass to Hines Ward with 1:54 left pulled the AFC within three points, and Bulger was intercepted by Brock Marion on fourth-and-10 from the AFC's 28-yard line with 1:15 left. The AFC drove to the NFC 21, but Kris Jenkins sacked Manning for a 12-yard loss, forcing Vanderjagt, who was 37-for-37 on the season but missed from 52

yards just before halftime, to attempt a 51-yard field goal as time expired. But the kick sailed wide right and the NFC prevailed. Bulger was 12 of 21 for 152 yards and 4 touchdowns, with 1 interception, and was selected as the player of the game. Holt had 7 receptions for 128 yards. Manning was 22 of 41 for 342 yards and 3 touchdowns, with 2 interceptions. Mason had 6 catches for 113 yards, and Johnson had 5 receptions for 156 yards.

**AFC** 17 14 7 14 — 52

**NFC** 10 3 14 28 — 55

AFC — C. Johnson 90 pass from McNair (Vanderjagt kick)

AFC — Reed 23 return of blocked punt (Vanderjagt kick)

NFC — Alexander 12 run (Wilkins kick)

NFC — FG Wilkins 28

AFC — FG Vanderjagt 27

NFC — FG Wilkins 38

AFC — Harrison 50 pass from Manning (Vanderjagt kick)

AFC — Gonzalez 9 pass from Manning (Vanderjagt kick)

AFC — J. Lewis 22 run (Vanderjagt kick)

NFC — Holt 12 pass from Bulger (Wilkins kick)

NFC — McCardell 2 pass from Bulger (Wilkins kick)

AFC — Portis 23 pass from Green (Vanderjagt kick)

NFC — Crumpler 33 pass from Bulger (Wilkins kick)

NFC — Alexander 5 pass from Bulger (pass failed)

NFC — Bly 32 interception return (Green run)

NFC — Alexander 2 run (Wilkins kick)

AFC — Ward 10 pass from Manning (Vanderjagt kick)

### 2003 PRO BOWL

Aloha Stadium, Honolulu, Hawaii

February 2, 2003, Attendance: 50,125

**AFC 45, NFC 20**—Ricky Williams rushed for a game-high 56 yards, scored 2 touchdowns, and forced a fumble on special teams to earn player of the game honors. The AFC, which led by as many as 39 points, won for the third consecutive time. Jason Taylor's interception three plays into the game set up Williams' first touchdown run, and Rich Gannon's 11-yard touchdown pass to Tony Gonzalez capped a 71-yard drive on the AFC's next possession to take a 14-3 lead. Rod Woodson's interception early in the second quarter led to Gannon's 13-yard touchdown pass to Travis Henry, and Williams capped another 71-yard drive with a 1-yard run with 47 seconds left in the half to give the AFC a 28-6 lead. Brad Johnson entered the game in the fourth quarter, and Ty Law intercepted a pass and returned it 43 yards for a touchdown on his first possession, and Sam Madison intercepted Johnson during his second drive to set up Peyton Manning's 32-yard touchdown pass

to Hines Ward, which gave the AFC a 45-6 lead with 7:31 left. Johnson guided the NFC to touchdowns on its next two possessions, with the help of Julian Peterson's onside kick recovery, for the game's final points. All three AFC quarterbacks passed for at least 100 yards, led by Drew Bledsoe's 9 of 18 for 122-yard performance. Gonzalez had 5 receptions for 98 yards to lead all receivers. The AFC's defense had 6 interceptions, 3 of which were thrown by NFC starter Jeff Garcia.

**NFC** 3 3 0 14 — 20

**AFC** 14 14 3 14 — 45

AFC — R. Williams 1 run

(Vinatieri kick)

NFC — FG Akers 45

AFC — Gonzalez 11 pass from Gannon (Vinatieri kick)

AFC — Henry 13 pass from Gannon

(Vinatieri kick)

NFC — FG Akers 53

AFC — R. Williams 1 run

(Vinatieri kick)

AFC — FG Vinatieri 20

AFC — Law 43 interception return

(Vinatieri kick)

AFC — Ward 32 pass from Manning (Vinatieri kick)

NFC — Horn 12 pass from

B. Johnson (Akers kick)

NFC — Alstott 4 pass from

B. Johnson (Akers kick)

### 2002 PRO BOWL

Aloha Stadium, Honolulu, Hawaii

February 9, 2002, Attendance: 50,301

**AFC 38, NFC 30**—Rich Gannon passed for 137 yards and 2 touchdowns to become the first player to earn back-to-back Pro Bowl player of the game honors. The game had an inauspicious beginning for Gannon, who fumbled the game's first snap. Hugh Douglas recovered the fumble and returned the ball to the AFC's 2-yard line to set up Ahman Green's touchdown 27 seconds into the game. After a three-and-out series, Kurt Warner's 23-yard pass to David Boston set up David Akers' 29-yard field goal to give the NFC a 10-0 lead. Gannon responded two plays later with a 55-yard touchdown pass to Marvin Harrison. Deltha O'Neal's 24-yard interception return to the NFC's 6-yard line moments later set up Curtis Martin's 4-yard touchdown run and gave the AFC a 14-10 lead. After the NFC went three-and-out, the AFC needed just five plays, keyed by Gannon's 30-yard pass to Troy Brown, and capped by Priest Holmes' 39-yard touchdown run to give the AFC its third touchdown in less than six minutes and a 21-10 lead. A 10-play NFC drive led to Akers' second field goal, but Jermaine Lewis' 54-yard kickoff return set up Gannon's 18-yard touchdown pass to Ken Dilger and gave the AFC a 28-10 lead with 12:03 left in the first half. The NFC overcame Shane Lechler's Pro Bowl-record 73-yard punt with Akers' 49-yard field goal just before halftime to cut the deficit to 28-16. Junior Seau's interception at the



## PRO BOWL SUMMARIES

AFC's 5-yard line early in the fourth quarter thwarted one NFC rally, but Champ Bailey's interception led to Donovan McNabb's 8-yard touchdown pass to Terrell Owens to cut the deficit to 28-23 with 8:12 left. Runs of 29 and 16 yards by Corey Dillon led to Jason Elam's 38-yard field goal and, two plays later, Ty Law intercepted McNabb at the NFC 44-yard line, returned the ball to the NFC 13 before laterally to Ray Lewis, who dragged three players into the end zone for a 38-23 lead with 2:49 remaining. McNabb's 15-yard touchdown pass to Garrison Hearst with 1:32 left cut the deficit to 38-30, but Rod Woodson recovered the ensuing onside kick to clinch the victory. Gannon was 8 of 10 for 137 yards and 2 touchdowns. McNabb was 12 of 25 for 149 yards and 2 touchdowns, with 2 interceptions, to lead the NFC. Owens had 8 receptions for 122 yards and 1 touchdown.

**AFC** 21 7 0 10 — 38

**NFC** 13 3 0 14 — 30

NFC — Green 2 run (Akers kick)

NFC — FG Akers 29

AFC — Harrison 55 pass from Gannon (Elam kick)

AFC — Martin 4 run (Elam kick)

AFC — Holmes 39 run (Elam kick)

NFC — FG Akers 41

AFC — Dilger 18 pass from Gannon (Elam kick)

NFC — FG Akers 49

NFC — Owens 8 pass from McNabb (Akers kick)

AFC — FG Elam 38

AFC — R. Lewis 13 lateral from Law (Elam kick)

NFC — Hearst 15 pass from McNabb (Akers kick)

### 2001 PRO BOWL

Aloha Stadium, Honolulu, Hawaii

February 4, 2001, Attendance: 50,128

**AFC 38, NFC 17**—Rich Gannon completed 12 of 14 passes for 160 yards during the game's first two possessions to win player of the game honors and lead the AFC to victory. Gannon's touchdown passes capped 87- and 90-yard drives and staked the AFC to a 14-0 lead. Gannon, who was still recovering from a separated non-throwing shoulder suffered in the AFC Championship Game, was replaced by Peyton Manning. The Colts' quarterback engineered a scoring drive, capped by Matt Stover's field goal, to give the AFC a 17-0 lead early in the second quarter. At that point, the AFC had 14 first downs and 231 yards of offense while limiting the NFC to no first downs and 6 yards. Jimmy Smith caught a 2-yard touchdown pass 54 seconds before halftime to give the AFC a 24-3 lead. Third-quarter touchdown passes by Donovan McNabb and Daunte Culpepper trimmed the AFC's lead to 31-17, but Jason Taylor batted down Culpepper's fourth-and-1 pass early in the fourth quarter, and Edgerrin James' 20-yard touchdown run a few plays later iced the game. The NFC attempted a Pro Bowl

record 56 pass attempts, and the two teams combined for a Pro Bowl record 98 pass attempts. Tony Gonzalez had 6 receptions for 108 yards, all in the first half, for the AFC. Torry Holt had 7 receptions for 103 yards. Smith's touchdown reception gives him 5 for his career, an PRO BOWL record.

**NFC** 0 3 14 0 — 17

**AFC** 14 10 7 7 — 38

AFC — Gonzalez 8 pass from Gannon (Stover kick)

AFC — Harrison 16 pass from Gannon (Stover kick)

AFC — FG Stover 29

NFC — FG Gramatica 48

AFC — J. Smith 2 pass from Manning (Stover kick)

NFC — Owens 17 pass from McNabb (Gramatica kick)

AFC — Harrison 24 pass from Manning (Stover kick)

NFC — Holt 20 pass from Culpepper (Gramatica kick)

AFC — James 20 run (Stover kick)

### 2000 PRO BOWL

Aloha Stadium, Honolulu, Hawaii

February 6, 2000, Attendance: 50,112

**NFC 51, AFC 31**—Randy Moss earned player of the game honors by setting records with 9 receptions for 212 yards as the NFC defeated the AFC in the highest-scoring Pro Bowl ever. Aeneas Williams intercepted Peyton Manning's pass and raced 62 yards down the left sideline to give the NFC an early 7-0 lead. Kurt Warner's 48-yard pass to Moss on the NFC's first possession set up Jason Hanson's first field goal. Mike Alstott and Jimmy Smith each scored twice in the first half, and Michael Bates' 66-yard kickoff return led to Hanson's Pro Bowl-record tying 51-yard field goal as the half expired to give the NFC a 27-21 lead. Alstott's third touchdown increased the NFC's lead to 37-21, and Derrick Brooks' interception of Mark Brunell and 20-yard return staked the NFC to a 44-24 lead with 11:12 left. The AFC responded with Manning's 52-yard touchdown pass to Smith with 6:30 remaining, but Steve Beuerlein found Moss with a 25-yard scoring pass with 1:05 left to finish the scoring. Warner led the three NFC quarterbacks by completing 8 of 11 passes for 123 yards. Alstott led all rushers with 13 carries for 67 yards. The NFC forced 6 turnovers. Manning was 17 of 23 for 270 yards and 2 touchdowns, with 2 interceptions. Smith had 8 receptions for 119 yards. The previous record, 64 points, was set in 1980.

**AFC** 7 14 0 10 — 31

**NFC** 10 17 10 14 — 51

NFC — A. Williams 62 interception return (Hanson kick)

NFC — FG Hanson 21

AFC — J. Smith 5 pass from Brunell (Mare kick)

NFC — Alstott 1 run (Hanson kick)

AFC — Gonzalez 10 pass from Gannon (Mare kick)

NFC — Alstott 3 run (Hanson kick)

AFC — J. Smith 21 pass from Manning (Mare kick)

NFC — FG Hanson 51

NFC — Alstott 1 run (Hanson kick)

NFC — FG Hanson 23

AFC — FG Mare 33

NFC — Brooks 20 interception return (Hanson kick)

AFC — J. Smith 52 pass from Manning (Mare kick)

NFC — Moss 25 pass from Beuerlein (Hanson kick)

### 1999 PRO BOWL

Aloha Stadium, Honolulu, Hawaii

February 7, 1999, Attendance: 50,075

**AFC 23, NFC 10**—John Elway, appearing in uniform on a football field for the final time, drove the AFC to its initial touchdown and then watched a strong defensive effort as the AFC won the Pro Bowl for the third consecutive season. Elway capped a game-opening 61-yard drive with a touchdown pass to Sam Gash. The AFC led 10-3 late in the first half when Deion Sanders intercepted a Vinny Testaverde pass at the NFC's 10 and raced downfield, only to be caught by Ed McCaffrey at the AFC 3-yard line as the half expired. The NFC drove into AFC territory early in the second half, but Ty Law thwarted the NFC's spirits with a 67-yard interception return for a touchdown to give the AFC a 17-3 lead with 9:42 left in the third quarter. The NFC reached the end zone three minutes later as Emmitt Smith scored, but the AFC responded with a field goal on its ensuing possession. Jason Elam's third field goal with 1:02 remaining finished the scoring. Elway played just one drive and was 4 of 5 for 55 yards and 1 touchdown. Keyshawn Johnson had 7 catches for 87 yards and shared player of the game honors with Law. Chandler completed 9 of 25 passes for 133 yards en route to leading the NFC to its only touchdown. Randy Moss had 7 catches for 108 yards.

**NFC** 3 0 7 0 — 10

**AFC** 7 3 10 3 — 23

AFC — Gash 3 pass from Elway (Elam kick)

NFC — FG Anderson 23

AFC — FG Elam 23

AFC — Law 67 interception return (Elam kick)

NFC — E. Smith 3 run (Anderson kick)

AFC — FG Elam 46

AFC — FG Elam 26

### 1998 PRO BOWL

Aloha Stadium, Honolulu, Hawaii

February 1, 1998, Attendance: 49,995

**AFC 29, NFC 24**—Warren Moon guided the AFC to points on all three of his drives, including the winning touchdown from 1 yard with 1:49 left as the AFC scored the game's final 15 points to beat the NFC.

## PRO BOWL SUMMARIES

Steve Young threw a 22-yard touchdown pass to Herman Moore to cap the game's opening drive and give the NFC a 7-0 lead. Late in the first quarter, Mark Brunell threw a 17-yard touchdown pass to Andre Rison to tie the game. Both touchdown passes came on third-and-8 plays. The NFC responded with a 7-play, 71-yard drive capped by Young's 36-yard touchdown pass to Rob Moore. Trent Dilfer guided the NFC to its third touchdown, keyed by a 21-yard pass to Irving Fryar and 23-yard pass to Mike Alstott, and capped by Dorsey Levens' 12-yard touchdown run with 1:36 left in the half to give the NFC a 21-7 lead. The NFC had a chance to pad its lead on its first possession of the second half, but Jason Hanson missed a 44-yard field goal. The AFC bounced back with a 10-play, 65-yard drive that culminated with Drew Bledsoe's 14-yard touchdown pass to Jimmy Smith late in the third quarter. After Hanson's 35-yard field goal gave the NFC a 24-14 lead with 13:42 left, Moon entered the game and drove the AFC into field-goal range, where Mike Hollis drilled a 48-yard attempt with 8:51 left. Attempting to grind out the clock, Warrick Dunn fumbled, and Darryl Williams recovered at the AFC's 49 with 3:03 remaining. After a holding penalty moved the AFC back 10 yards, Moon fired a 57-yard pass to Tim Brown to set up Eddie George's 4-yard run with 2:31 left. The AFC went for the lead instead of a tie, but Moon's pass to Rison fell incomplete. However, the AFC got the ball back when Chris Chandler fumbled the snap on the NFC's first play, and Michael Sinclair recovered at the NFC's 16 with 2:19 left. Three runs by George set up Moon's winning sneak with 1:49 remaining. Moon's 2-point conversion pass to Brown was incomplete, keeping the AFC's lead at 29-24. The NFC was unable to move beyond its own 31-yard line in the final moments, and the AFC prevailed. Tim Brown had 5 receptions for 129 yards. Moon, who was 4 of 8 for 89 yards, earned player of the game honors.

<b>AFC</b>	7	0	7	15	—	29
<b>NFC</b>	7	14	0	3	—	24
NFC	— H. Moore 22 pass from Young (Hanson kick)					
AFC	— Rison 17 pass from Brunell (Hollis kick)					
NFC	— R. Moore 36 pass from Young (Hanson kick)					
NFC	— Levens 12 run (Hanson kick)					
AFC	— J. Smith 14 pass from Bledsoe (Hollis kick)					
NFC	— FG Hanson 35					
AFC	— FG Hollis 48					
AFC	— George 4 run (pass failed)					
AFC	— Moon 1 run (pass failed)					

### 1997 PRO BOWL

Aloha Stadium, Honolulu, Hawaii  
February 2, 1997, Attendance: 50,031  
**AFC 26, NFC 23 (OT)**—Cary Blanchard's 37-yard field goal 8:16 into overtime gave the AFC a 26-23 victory. The field goal was

an ironic ending to a game that saw Blanchard and NFC kicker John Kasay, who each broke the previous single-season record of 35 field goals, combine to miss 5 of 8 field-goal attempts. The NFC scored on its first two possessions, with Vikings guard Randall McDaniel, who lined up as a full-back, scoring his first professional touchdown to give the NFC a 9-0 lead. However, the follies of the kicking unit began as holder Matt Turk muffed the snap on the extra point attempt. Blanchard booted a 28-yard field goal with 27 seconds left in the half to cut the NFC's lead to 9-3. In the third quarter, Barry Sanders scored from 6 yards out, but Kerry Collins was sacked on the 2-point attempt. A 41-yard pass from Drew Bledsoe to Tony Martin led to Curtis Martin's 3-yard run, and after Ashley Ambrose ran an interception back 54 yards for a touchdown 11 seconds into the fourth quarter, the AFC found itself with a 16-15 lead. The NFC drove for more than six minutes, only to have Kasay miss a 40-yard field goal attempt. After an AFC punt, Cris Carter caught a 47-yard touchdown bomb from Gus Frerotte to put the NFC ahead 23-16. After each team punted, the AFC got the ball on its own 20-yard line with 55 seconds left. Mark Brunell hit Tim Brown with an 80-yard bomb down the right sideline to tie the game with 44 seconds left. Wesley Walls caught a 33-yard pass to give the NFC a chance to win in regulation, but Kasay missed a 39-yard attempt and the game went to overtime. The AFC won the overtime toss, but Blanchard missed a 41-yard field goal attempt. The NFC had to punt after three plays, and Brunell hit Ben Coates with a 43-yard pass on the AFC's first play. After three running plays failed to gain a first down, Blanchard trotted onto the field and made the game-winning kick. The teams combined for a Pro Bowl record 962 total yards. Brunell, who completed 12 of 22 pass attempts for 236 yards, was selected as the player of the game.

<b>AFC</b>	0	3	7	13	3	—	26
<b>NFC</b>	9	0	6	8	0	—	23
NFC	— FG Kasay 20						
NFC	— R. McDaniel 5 pass from Favre (muffed snap)						
AFC	— FG Blanchard 28						
NFC	— Sanders 6 run (pass failed)						
AFC	— Martin 3 run (Blanchard kick)						
AFC	— Ambrose 54 interception return (pass failed)						
NFC	— Carter 53 pass from Frerotte (Walls pass from Frerotte)						
AFC	— T. Brown 80 pass from Brunell (Blanchard kick)						
AFC	— FG Blanchard 37						

### 1996 PRO BOWL

Aloha Stadium, Honolulu, Hawaii  
February 4, 1996, Attendance: 50,034  
**NFC 20, AFC 13**—Jerry Rice had 6 receptions for 82 yards and 1 touchdown to earn player of the game honors in the NFC's victory. The 49ers' wide receiver, who was

named to the Pro Bowl for the tenth consecutive year, caught a 1-yard touchdown pass from Packers quarterback Brett Favre 1:41 into the second quarter to cap an 80-yard drive and give the NFC the lead for good at 10-7. The AFC had taken a 7-0 lead 2:26 into the game when Bengals quarterback Jeff Blake connected with Steelers wide receiver Yancey Thigpen on a Pro Bowl-record 93-yard touchdown pass. The NFC increased its advantage to 20-7 at half-time on Redskins linebacker Ken Harvey's 36-yard interception return for a touchdown and Falcons kicker Morten Andersen's 24-yard field goal. The AFC trimmed its deficit to 20-13 when Colts quarterback Jim Harbaugh teamed with Patriots running back Curtis Martin on a 17-yard touchdown pass in the final minute of the third quarter, but its bid to win or tie was rebuffed twice in the final minutes of the fourth quarter. First, 49ers safety Tim McDonald intercepted Harbaugh's pass in the end zone with 1:50 remaining. Then, after the AFC forced a punt and got the ball back near midfield, Harbaugh drove his team to the NFC's 9-yard line in the closing seconds. But he spiked the ball once to stop the clock and threw 3 consecutive incompletions as time ran out. The AFC outgained the NFC 390 total yards to 287, but its quarterbacks suffered 4 interceptions, including 3 off Harbaugh, the NFL's leading passer during the regular season. The NFC raised its edge to 15-11 in Pro Bowl games since the AFL-NFL merger in 1970.

<b>NFC</b>	3	17	0	0	—	20
<b>AFC</b>	7	0	6	0	—	13
AFC	— Thigpen 93 pass from Blake (Elam kick)					
NFC	— FG Andersen 36					
NFC	— Rice 1 pass from Favre (Andersen kick)					
NFC	— Harvey 36 interception return (Andersen kick)					
NFC	— FG Andersen 24					
AFC	— Martin 17 pass from Harbaugh (kick failed)					

### 1995 PRO BOWL

Aloha Stadium, Honolulu, Hawaii  
February 5, 1995, Attendance: 50,529  
**AFC 41, NFC 13**—Colts rookie Marshal Faulk rushed for a Pro Bowl-record 180 yards to key the AFC's rout of the NFC. Faulk, who earned the Dan McGuire Trophy as the player of the game, averaged nearly 14 yards on his 13 carries and shattered the previous rushing mark of 112 yards set by O.J. Simpson in the 1973 game. Faulk's 49-yard touchdown run from punt formation in the fourth quarter was the longest in Pro Bowl history. The Seahawks' Chris Warren added 127 yards on 14 carries as the AFC amassed records for rushing yards (400) and total yards (552). Steelers tight end Eric Green caught 2 touchdown passes for the victors. The NFC managed only 196 total yards, a large chunk coming when 49ers quarterback Steve Young and Vikings wide

## PRO BOWL SUMMARIES

receiver Cris Carter teamed on a 51-yard touchdown pass in the first quarter. That gave the NFC a 10-0 advantage, but the AFC rallied in the second quarter and took the lead for good when the Browns' Leroy Hoard scored on a 4-yard touchdown run 2:07 before halftime.

<b>AFC</b>	0	17	3	21	—	41
<b>NFC</b>	10	0	3	0	—	13

NFC — FG Reveiz 28

NFC — Carter 51 pass from Young (Reveiz kick)

AFC — Green 22 pass from Elway (Carney kick)

AFC — FG Carney 22

AFC — Hoard 4 run (Carney kick)

NFC — FG Reveiz 49

AFC — FG Carney 23

AFC — Warren 11 run (Carney kick)

AFC — Green 16 pass from Hostetler (Carney kick)

AFC — Faulk 49 run (Carney kick)

### 1994 PRO BOWL

Aloha Stadium, Honolulu, Hawaii

February 6, 1994, Attendance: 50,026

**NFC 17, AFC 3**—The NFC converted a blocked punt and a fumble recovery into touchdowns just 2:20 apart in the second half of its victory over the AFC. With the score tied 3-3 late in the third quarter, Saints linebacker Renaldo Turnbull deflected a punt by the Oilers' Greg Montgomery, and the NFC took possession at the AFC's 48-yard line. A 32-yard pass from Bobby Hebert to Falcons teammate Andre Rison positioned Rams running back Jerome Bettis for a 4-yard touchdown run with 1:27 left in the third quarter. Moments later, Rams defensive tackle Sean Gilbert recovered a fumble by Oilers quarterback Warren Moon at the AFC's 19. Hebert then teamed with the Vikings' Cris Carter on a 15-yard touchdown pass 53 seconds into the fourth period. The NFC kept the AFC out of the end zone by maintaining possession for more than 38 minutes and forcing 6 turnovers. Rison earned the Dan McGuire Trophy as the player of the game by catching 6 passes for 86 yards. The victory was the fourth in the last six years for the NFC, which leads the series 14-10.

<b>NFC</b>	3	0	7	7	—	17
<b>AFC</b>	0	3	0	0	—	3

NFC — FG Johnson 35

AFC — FG Anderson 25

NFC — Bettis 4 run (Johnson kick)

NFC — Carter 15 pass from Hebert (Johnson kick)

NFC — Hebert 15 pass from Carter (Johnson kick)

### 1993 PRO BOWL

Aloha Stadium, Honolulu, Hawaii

February 7, 1993, Attendance: 50,007

**AFC 23, NFC 20**—Nick Lowery's 33-yard field goal 4:09 into overtime gave the American Conference all-stars an unlikely 23-20 victory over the National Conference. Despite being overwhelmed by the NFC in first downs (30-9), and total yards (471-114), the AFC won because it forced 6

turnovers, blocked a pair of field goals (1 of which was returned for a touchdown), and returned an interception for a score. Special-teams star Steve Tasker of the Bills earned the Dan McGuire Trophy as the player of the game for making 4 tackles, forcing a fumble, and blocking a field goal.

The block came with eight minutes left in regulation and the game tied at 13-13. The Raiders' Terry McDaniel picked up the loose ball and ran 28 yards for a touchdown and a 20-13 AFC lead. The NFC rallied behind 49ers quarterback Steve Young, whose fourth-down, 23-yard touchdown pass to Giants running back Rodney Hampton tied the game at 20-20 with 10 seconds left in regulation. Young completed 18 of 32 passes for 196 yards but was intercepted 3 times and lost a fumble when sacked in overtime. Raiders defensive end Howie Long fell on that fumble at the NFC 28-yard line, and five plays later, Lowery converted the winning field goal.

<b>AFC</b>	0	10	3	7	3	—	23
<b>NFC</b>	3	10	0	7	0	—	20

NFC — FG Andersen 27

AFC — Seau 31 interception return (Lowery kick)

NFC — FG Andersen 37

NFC — Irvin 9 pass from Aikman (Andersen kick)

AFC — FG Lowery 42

AFC — FG Lowery 29

AFC — McDaniel 28 blocked field goal return (Lowery kick)

NFC — Hampton 23 pass from Young (Andersen kick)

AFC — FG Lowery 33

### 1992 PRO BOWL

Aloha Stadium, Honolulu, Hawaii

February 2, 1992, Attendance: 50,209

**NFC 21, AFC 15**—Atlanta's Chris Miller threw an 11-yard touchdown pass to San Francisco's Jerry Rice with 4:04 remaining in the game to lift the NFC over the AFC. It was the NFC's thirteenth win in the 22-game series. The AFC had taken a 15-14 lead when the Raiders' Jeff Jaeger kicked a 27-yard field goal 1:49 into the fourth quarter. But the NFC, aided by a key roughing-the-passer penalty on a third-down incompleting from the AFC 24-yard line, drove 85 yards to the winning score.

The Cowboys' Michael Irvin, playing in his first Pro Bowl, caught 8 passes for 125 yards, including a 13-yard touchdown in the first quarter, and was named the player of the game. Rice had 7 catches for 77 yards. Mark Rypien of Washington, the Super Bowl most valuable player one week earlier, completed 11 of 18 passes for 165 yards and 2 touchdowns for the NFC, including a 35-yard pass to Redskins teammate Gary Clark just 26 seconds before halftime. Miller completed 7 of his 10 attempts for 85 yards.

<b>NFC</b>	7	7	0	7	—	21
<b>AFC</b>	7	5	0	3	—	15

AFC — Clayton 4 pass from Kelly (Jaeger kick)

NFC — Irvin 13 pass from Rypien (Lohmiller kick)

AFC — Safety, Townsend tackled Byner in end zone

AFC — FG Jaeger 48

NFC — Clark 35 pass from Rypien (Lohmiller kick)

AFC — FG Jaeger 27

NFC — Rice 11 pass from Miller (Lohmiller kick)

AFC — FG Jaeger 27

NFC — Rice 11 pass from Miller (Lohmiller kick)

AFC — FG Jaeger 27

NFC — Rice 11 pass from Miller (Lohmiller kick)

### 1991 PRO BOWL

Aloha Stadium, Honolulu, Hawaii

February 3, 1991, Attendance: 50,345

**AFC 23, NFC 21**—Buffalo's Jim Kelly and Houston's Ernest Givins combined for a 13-yard scoring pass late in the fourth quarter to rally the AFC over the NFC. Phoenix rookie Johnny Johnson scored on runs of 1 and 9 yards to put the NFC ahead 14-3 in the third quarter. Buffalo's Andre Reed, who led all receivers with 4 catches for 80 yards, caught a 20-yard scoring reception from Kelly early in the fourth quarter to move the AFC to within 1 point. Barry Sanders ran 22 yards for a touchdown to increase the NFC's lead to 21-13. Miami's Jeff Cross blocked a 46-yard field-goal attempt by New Orleans' Morten Andersen with seven seconds remaining to preserve the win. Buffalo's Bruce Smith recorded 3 sacks and also had a blocked field goal. Kelly, who completed 13 of 19 passes for 210 yards and 2 touchdowns, was presented the Dan McGuire Award as player of the game. The AFC's victory narrowed the NFC's Pro Bowl series lead to 12-9.

<b>AFC</b>	3	0	3	17	—	23
<b>NFC</b>	0	7	7	7	—	21

AFC — FG Lowery 26

NFC — J. Johnson 1 run (Andersen kick)

AFC — FG Lowery 43

NFC — J. Johnson 9 run (Andersen kick)

AFC — Reed 20 pass from Kelly (Lowery kick)

NFC — Sanders 22 run (Andersen kick)

AFC — FG Lowery 34

AFC — Givins 13 pass from Kelly (Lowery kick)

NFC — Sanders 22 run (Andersen kick)

AFC — FG Lowery 34

AFC — Givins 13 pass from Kelly (Lowery kick)

NFC — Sanders 22 run (Andersen kick)

AFC — FG Lowery 34

AFC — Givins 13 pass from Kelly (Lowery kick)

### 1990 PRO BOWL

Aloha Stadium, Honolulu, Hawaii

February 4, 1990, Attendance: 50,445

**NFC 27, AFC 21**—The NFC captured its second straight Pro Bowl as the defense accounted for a pair of touchdowns and forced 5 turnovers before the eleventh consecutive sellout crowd at Aloha Stadium. The AFC held a 7-6 halftime edge on a 1-yard scoring run by Christian Okoye of the Chiefs. The NFC then rallied with 21 unanswered points in the third quarter. David Meggett of the Giants began the comeback with an 11-yard touchdown reception from Philadelphia's Randall Cunningham. The Rams' Jerry Gray followed with a 51-yard interception return for a score and the

## PRO BOWL SUMMARIES

Vikings' Keith Millard added an 8-yard fumble return for a touchdown four minutes later to give the NFC a commanding 27-7 lead. Seattle's Dave Krieg rallied the AFC with a 5-yard touchdown pass to Miami's Ferrell Edmunds. Cleveland's Mike Johnson then returned an interception 22 yards for a score to pull the AFC to within 27-21. Gray, who was credited with 7 tackles, was given the Dan McGuire Award as player of the game. Krieg led all quarterbacks by completing 15 of 23 for 148 yards and 1 touchdown. Buffalo's Thurman Thomas topped all receivers with 5 catches for 47 yards, while Indianapolis' Eric Dickerson led all rushers with 46 yards on 15 carries. The win gave the NFC a 12-8 advantage in Pro Bowl games since 1971.

<b>NFC</b>	3	3	21	0	—	27
<b>AFC</b>	0	7	0	14	—	21
<b>NFC</b>	— FG Murray 23					
<b>NFC</b>	— FG Murray 41					
<b>AFC</b>	— Okoye 1 run (Treadwell kick)					
<b>NFC</b>	— Meggett 11 pass from Cunningham (Murray kick)					
<b>NFC</b>	— Gray 51 interception return (Murray kick)					
<b>NFC</b>	— Millard 8 fumble recovery return (Murray kick)					
<b>AFC</b>	— Edmunds 5 pass from Krieg (Treadwell kick)					
<b>AFC</b>	— M. Johnson 22 interception return (Treadwell kick)					

### 1989 PRO BOWL

Aloha Stadium, Honolulu, Hawaii  
January 29, 1989, Attendance: 50,113  
**NFC 34, AFC 3**—The NFC scored 34 unanswered points to snap a two-game losing streak to the AFC before the tenth straight sellout crowd in Honolulu's Aloha Stadium. Bills kicker Scott Norwood provided the AFC's only points on a 38-yard field goal 6:23 into the game. Touchdown runs by Dallas' Herschel Walker (4 yards) and Atlanta's John Settle (1) brought the NFC a 14-3 halftime lead. Walker added a 7-yard scoring run, the Saints' Morten Andersen kicked field goals of 27 and 51 yards, and Los Angeles Rams' wide receiver Henry Ellard caught an 8-yard scoring pass from Minnesota quarterback Wade Wilson in the second half to complete the scoring. Chicago running back Neal Anderson and Philadelphia quarterback Randall Cunningham, who were both appearing in their first Pro Bowl, also played major roles in the NFC's victory. Anderson rushed 13 times for 85 yards and had 2 receptions for 17. Cunningham, who was voted the game's outstanding player, completed 10 of 14 passes for 63 yards and rushed for 49 yards. The NFC, which had 5 takeaways, outgained the AFC 355 yards to 167 and held a time-of-possession advantage of 35:18 to 24:42. Houston quarterback Warren Moon completed 13 of 20 passes for 134 yards for the AFC. The win gave the NFC an 11-8 advantage in Pro Bowl games.

<b>AFC</b>	3	0	0	0	—	3
<b>NFC</b>	7	7	10	10	—	34
<b>AFC</b>	— FG Norwood 38					
<b>NFC</b>	— Walker 4 run (Andersen kick)					
<b>NFC</b>	— Settle 1 run (Andersen kick)					
<b>NFC</b>	— FG Andersen 27					
<b>NFC</b>	— Walker 7 run (Andersen kick)					
<b>NFC</b>	— FG Andersen 51					
<b>NFC</b>	— Ellard 8 pass from Wilson (Andersen kick)					

### 1988 PRO BOWL

Aloha Stadium, Honolulu, Hawaii  
February 7, 1988, Attendance: 50,113  
**AFC 15, NFC 6**—Led by a tenacious pass rush, the AFC defeated the NFC for the second consecutive year before the ninth straight sellout crowd in Honolulu's Aloha Stadium. Buffalo quarterback Jim Kelly scored the game's lone touchdown on a 1-yard run for a 7-6 halftime lead. Colts kicker Dean Biasucci added field goals from 37 and 30 yards to complete the AFC's scoring. Saints kicker Morten Andersen had 25- and 36-yard field goals to account for the NFC's points. AFC defenders held the NFC to 213 yards and recorded 8 sacks. Bills defensive end Bruce Smith, who had 2 sacks among his 5 tackles, was voted the game's outstanding player. Oilers running back Mike Rozier led all rushers with 49 yards on 9 carries. Jets wide receiver Al Toon had 5 receptions for 75 yards. The AFC generated 341 yards total offense and held a time-of-possession advantage of 34:14 to 25:46. By winning, the AFC cut the NFC's lead in the Pro Bowl series to 10-8.

<b>NFC</b>	0	6	0	0	—	6
<b>AFC</b>	0	7	6	2	—	15
<b>NFC</b>	— FG Andersen 25					
<b>AFC</b>	— Kelly 1 run (Biasucci kick)					
<b>NFC</b>	— FG Andersen 36					
<b>AFC</b>	— FG Biasucci 37					
<b>AFC</b>	— FG Biasucci 30					
<b>AFC</b>	— Safety, Montana forced out of end zone					

### 1987 PRO BOWL

Aloha Stadium, Honolulu, Hawaii  
February 1, 1987, Attendance: 50,101  
**AFC 10, NFC 6**—The AFC defeated the NFC in the lowest-scoring game in PRO BOWL history. The AFC took a 10-0 halftime lead on Broncos quarterback John Elway's 10-yard touchdown pass to Raiders tight end Todd Christensen and Patriots kicker Tony Franklin's 26-yard field goal. The AFC defense made the lead stand by forcing the NFC to settle for a pair of field goals from 38 and 19 yards by Saints kicker Morten Andersen after the NFC had first downs at the AFC 31-, 7-, 16-, 15-, 5-, and 7-yard lines. Both AFC scores were set up by fumble recoveries by Seahawks linebacker Fredd Young and Dolphins linebacker John Offerdahl, respectively. Eagles defensive end Reggie White, who tied a Pro Bowl record with 4 sacks among his 7 solo tackles, was voted the game's outstanding play-

er. The AFC victory cut the NFC's lead in the Pro Bowl series to 10-7.

<b>AFC</b>	7	3	0	0	—	10
<b>NFC</b>	0	0	3	3	—	6
<b>AFC</b>	— Christensen 10 pass from Elway (Franklin kick)					
<b>AFC</b>	— FG Franklin 26					
<b>NFC</b>	— FG Andersen 38					
<b>NFC</b>	— FG Andersen 19					

### 1986 PRO BOWL

Aloha Stadium, Honolulu, Hawaii  
February 2, 1986, Attendance: 50,101  
**NFC 28, AFC 24**—New York Giants quarterback Phil Simms brought the NFC back from a 24-7 halftime deficit to defeat the AFC. Simms, who completed 15 of 27 passes for 212 yards and 3 touchdowns, was named the most valuable player of the game. The AFC had taken its first-half lead behind a 2-yard run by Los Angeles Raiders running back Marcus Allen, who also threw a 51-yard scoring pass to San Diego wide receiver Wes Chandler, an 11-yard touchdown catch by Pittsburgh wide receiver Louis Lipps, and a 34-yard field goal by Steelers kicker Gary Anderson. Minnesota's Joey Browner accounted for the NFC's only score before halftime with a 48-yard interception return. After intermission, the NFC blanked the AFC while scoring 3 touchdowns via a 15-yard catch by Washington wide receiver Art Monk, a 2-yard reception by Dallas tight end Doug Cosbie, and a 15-yard catch by Tampa Bay tight end Jimmie Giles with 2:47 remaining in the game. The victory gave the NFC a 10-6 Pro Bowl record against the AFC.

<b>NFC</b>	0	7	7	14	—	28
<b>AFC</b>	7	17	0	0	—	24
<b>AFC</b>	— Allen 2 run (Anderson kick)					
<b>NFC</b>	— Browner 48 interception return (Andersen kick)					
<b>AFC</b>	— Chandler 51 pass from Allen (Anderson kick)					
<b>AFC</b>	— FG Anderson 34					
<b>AFC</b>	— Lipps 11 pass from O'Brien (Anderson kick)					
<b>NFC</b>	— Monk 15 pass from Simms (Andersen kick)					
<b>NFC</b>	— Cosbie 2 pass from Simms (Andersen kick)					
<b>NFC</b>	— Giles 15 pass from Simms (Andersen kick)					

### 1985 PRO BOWL

Aloha Stadium, Honolulu, Hawaii  
January 27, 1985, Attendance: 50,385  
**AFC 22, NFC 14**—Defensive end Art Still of the Kansas City Chiefs recovered a fumble and returned it 83 yards for a touchdown to clinch the AFC's victory over the NFC. Still's touchdown came in the fourth period with the AFC trailing 14-12 and was one of several outstanding defensive plays in a Pro Bowl dominated by two record-breaking defenses. The teams combined for a Pro Bowl-record 17 sacks, including 4 by New York Jets defensive end Mark Gastineau, who was named the

## PRO BOWL SUMMARIES

game's outstanding player. The AFC's first score came on a safety when Gastineau tackled running back Eric Dickerson of the Los Angeles Rams in the end zone. The AFC's second score, a 6-yard pass from Miami's Dan Marino to Los Angeles Raiders running back Marcus Allen, was set up by a partial block of a punt by Seahawks linebacker Fredd Young. The NFC leads the series 9-6.

<b>AFC</b>	0	9	0	13	—	22
<b>NFC</b>	0	0	7	7	—	14

AFC — Safety, Gastineau tackled Dickerson in end zone

AFC — Allen 6 pass from Marino (Johnson kick)

NFC — Lofton 13 pass from Montana (Stenerud kick)

NFC — Payton 1 run (Stenerud kick)

AFC — FG Johnson 33

AFC — Still 83 fumble recovery return (Johnson kick)

AFC — FG Johnson 22

### 1984 PRO BOWL

Aloha Stadium, Honolulu, Hawaii

January 29, 1984, Attendance: 50,445

**NFC 45, AFC 3**—The NFC won its sixth Pro Bowl in the last seven seasons by routing the AFC. The NFC was led by the passing of most valuable player Joe Theismann of Washington, who completed 21 of 27 passes for 242 yards and 3 touchdowns. Theismann set Pro Bowl records for completions and touchdown passes. The NFC established Pro Bowl marks for most points scored and fewest points allowed. Running back William Andrews of Atlanta had 6 carries for 43 yards and caught 4 passes for 49 yards, including scoring receptions of 16 and 2 yards. Los Angeles Rams rookie Eric Dickerson gained 46 yards on 11 carries, including a 14-yard touchdown run, and had 45 yards on 5 catches. Rams safety Nolan Cromwell had a 44-yard interception return for a touchdown early in the third period to give the NFC a commanding 24-3 lead. Green Bay wide receiver James Lofton caught an 8-yard touchdown pass, while tight end teammate Paul Coffman had a 6-yard scoring catch.

<b>NFC</b>	3	14	14	14	—	45
<b>AFC</b>	0	3	0	0	—	3

NFC — FG Haji-Sheikh 23

NFC — Andrews 16 pass from Theismann (Haji-Sheikh kick)

NFC — Andrews 2 pass from Montana (Haji-Sheikh kick)

AFC — FG Anderson 43

NFC — Cromwell 44 interception return (Haji-Sheikh kick)

NFC — Lofton 8 pass from Theismann (Haji-Sheikh kick)

NFC — Coffman 6 pass from Theismann (Haji-Sheikh kick)

NFC — Dickerson 14 run (Haji-Sheikh kick)

### 1983 PRO BOWL

Aloha Stadium, Honolulu, Hawaii

February 6, 1983, Attendance: 49,883

**NFC 20, AFC 19**—Dallas' Danny White threw an 11-yard touchdown pass to the Packers' John Jefferson with 35 seconds remaining to rally the NFC over the AFC. White, who completed 14 of 26 passes for 162 yards, kept the winning 65-yard drive alive with a 14-yard completion to Jefferson on a fourth-and-7 play at the AFC 25. The AFC was ahead 12-10 at halftime and increased the lead to 19-10 in the third period, when Marcus Allen scored on a 1-yard run. San Diego's Dan Fouts, who attempted 30 passes, set Pro Bowl records for most completions (17) and yards (274). Pittsburgh's John Stallworth was the AFC's leading receiver with 7 catches for 67 yards. William Andrews topped the NFC with 5 receptions for 48 yards. Fouts and Jefferson were co-winners of the player of the game award.

<b>AFC</b>	9	3	7	0	—	19
<b>NFC</b>	0	10	0	10	—	20

AFC — Walker 34 pass from Fouts (Benirschke kick)

AFC — Safety, Still tackled Theismann in end zone

NFC — Andrews 3 run (Moseley kick)

NFC — FG Moseley 35

AFC — FG Benirschke 29

AFC — Allen 1 run (Benirschke kick)

NFC — FG Moseley 41

NFC — Jefferson 11 pass from D. White (Moseley kick)

### 1982 PRO BOWL

Aloha Stadium, Honolulu, Hawaii

January 31, 1982, Attendance: 50,402

**AFC 16, NFC 13**—Nick Lowery of Kansas City kicked a 23-yard field goal with three seconds remaining to give the AFC a last-second victory over the NFC. Lowery's kick climaxed a 69-yard drive directed by quarterback Dan Fouts. The NFC gained a 13-13 tie with 2:43 to go when Dallas' Tony Dorsett ran 4 yards for a touchdown. In the drive to the winning field goal, Fouts completed 3 passes, including a 23-yard toss to San Diego teammate Kellen Winslow that put the ball on the NFC's 5-yard line. Two plays later, Lowery kicked the field goal. Winslow, who caught 6 passes for 86 yards, was named co-player of the game along with Tampa Bay defensive end Lee Roy Selmon.

<b>NFC</b>	0	6	0	7	—	13
<b>AFC</b>	0	0	13	3	—	16

NFC — Giles 4 pass from Montana (kick blocked)

AFC — Muncie 2 run (kick failed)

AFC — Campbell 1 run (Lowery kick)

NFC — Dorsett 4 run (Septien kick)

AFC — FG Lowery 23

### 1981 PRO BOWL

Aloha Stadium, Honolulu, Hawaii

February 1, 1981, Attendance: 50,360

**NFC 21, AFC 7**—Eddie Murray kicked 4 field goals and Steve Bartkowski fired a 55-yard scoring pass to Alfred Jenkins to lead the NFC to its fourth straight victory over the AFC and a 7-4 edge in the series. Murray was named the game's most valuable player and missed tying Garo Yepremian's Pro Bowl record of 5 field goals when a 37-yard attempt hit the crossbar with 22 seconds left. The AFC's only score came on a 9-yard pass from Brian Sipe to Stanley Morgan. Bartkowski completed 9 of 21 passes for 173 yards, while Sipe connected on 10 of 15 for 142 yards. Otis Anderson led all rushers with 70 yards on 10 carries. Earl Campbell, the NFL's leading rusher in 1980, was limited to 24 yards on 8 attempts

<b>AFC</b>	0	7	0	0	—	7
<b>NFC</b>	3	6	0	12	—	21

NFC — FG Murray 31

AFC — Morgan 9 pass from Sipe

(J. Smith kick)

NFC — FG Murray 31

NFC — FG Murray 34

NFC — Jenkins 55 pass from Bartkowski (Murray kick)

NFC — FG Murray 36

NFC — Safety, Shell called for holding in end zone

### 1980 PRO BOWL

Aloha Stadium, Honolulu, Hawaii

January 27, 1980, Attendance: 49,800

**NFC 37, AFC 27**—Chuck Muncie ran for 2 touchdowns and threw a 25-yard option pass for another score to give the NFC its third consecutive victory over the AFC. The Saints' Muncie, who was selected the game's most valuable player, snapped a 3-3 tie on a 1-yard touchdown run at 1:41 of the second quarter, then scored on an 11-yard run in the fourth quarter for the NFC's final touchdown. Two scoring records were set in the game—37 points by the NFC, eclipsing the 33 by the AFC in 1973, and the 64 points by both teams, surpassing the 61 scored in 1973.

<b>NFC</b>	3	20	7	7	—	37
<b>AFC</b>	3	7	10	7	—	27

NFC — FG Moseley 37

AFC — FG Fritsch 19

NFC — Muncie 1 run (Moseley kick)

AFC — Pruitt 1 pass from Bradshaw

(Fritsch kick)

NFC — D. Hill 13 pass from Manning

(kick failed)

NFC — T. Hill 25 pass from Muncie

(Moseley kick)

NFC — Henry 86 punt return

(Moseley kick)

AFC — Campbell 2 run (Fritsch kick)

AFC — FG Fritsch 29

NFC — Muncie 11 run (Moseley kick)

AFC — Campbell 1 run (Fritsch kick)

## PRO BOWL SUMMARIES

### 1979 PRO BOWL

Memorial Coliseum, Los Angeles, CA  
January 29, 1979, Attendance: 46,281  
**NFC 13, AFC 7**—Roger Staubach completed 9 of 15 passes for 125 yards, including the winning touchdown on a 19-yard strike to Dallas Cowboys teammate Tony Hill in the third period. The winning drive began at the AFC's 45-yard line after a shanked punt. Staubach hit Ahmad Rashad with passes of 15 and 17 yards to set up Hill's decisive catch. The victory gave the NFC a 5-4 advantage in Pro Bowl games. Rashad, who accounted for 89 yards on 5 receptions, was named the player of the game. The AFC led 7-6 at halftime on Bob Griese's 8-yard scoring toss to Steve Largent late in the second quarter. Largent had 5 receptions for 75 yards. The NFC scored first as Archie Manning marched his team 70 yards in 11 plays, capped by Wilbert Montgomery's 2-yard touchdown run. The AFC's Earl Campbell was the game's leading rusher with 66 yards on 12 carries.

<b>AFC</b>	0	7	0	0	—	7
<b>NFC</b>	0	6	7	0	—	13
<b>NFC</b>	— Montgomery 2 run (kick failed)					
<b>AFC</b>	— Largent 8 pass from Griese (Yepeurian kick)					
<b>NFC</b>	— T. Hill 19 pass from Staubach (Corral kick)					

### 1978 PRO BOWL

Tampa Stadium, Tampa, Florida  
January 23, 1978, Attendance: 51,337  
**NFC 14, AFC 13**—Walter Payton, the NFL's leading rusher in 1977, sparked a second-half comeback to give the NFC the win and tie the series between the two conferences at four victories each. Payton, who was the game's most valuable player, gained 77 yards on 13 carries and scored the tying touchdown on a 1-yard burst with 7:37 left in the game. Efen Herrera kicked the winning extra point. The AFC dominated the first half of the game, taking a 13-0 lead on field goals of 21 and 39 yards by Toni Linhart and a 10-yard touchdown pass from Ken Stabler to Oakland teammate Cliff Branch. On the NFC's first possession of the second half, Pat Haden put together the first touchdown drive after Eddie Brown returned a punt to the AFC 46-yard line. Haden connected on all 4 of his passes on that drive, finally hitting Terry Metcalf with a 4-yard scoring toss. The NFC continued to rally and, with Jim Hart at quarterback, moved 63 yards in 12 plays for the go-ahead score. During the winning drive, Hart completed 5 of 6 passes for 38 yards and Payton picked up 20 more on the ground.

<b>AFC</b>	3	10	0	0	—	13
<b>NFC</b>	0	0	7	7	—	14
<b>AFC</b>	— FG Linhart 21					
<b>AFC</b>	— Branch 10 pass from Stabler (Linhart kick)					
<b>AFC</b>	— FG Linhart 39					
<b>NFC</b>	— Metcalf 4 pass from Haden (Herrera kick)					
<b>NFC</b>	— Payton 1 run (Herrera kick)					

### 1977 PRO BOWL

Kingdome, Seattle, Washington  
January 17, 1977, Attendance: 64,752  
**AFC 24, NFC 14**—O.J. Simpson's 3-yard touchdown burst at 7:03 of the first quarter gave the AFC a lead it would not surrender, breaking a two-game NFC win streak and giving the AFC stars a 4-3 series lead. The AFC took a 17-7 lead midway through the second period on the first of 2 Ken Anderson touchdown passes, a 12-yard toss to Charlie Joiner. But the NFC mounted a 73-yard drive capped by Lawrence McCutcheon's 1-yard touchdown plunge to pull within 17-14 at the half. Following a scoreless third quarter, player of the game Mel Blount thwarted a possible NFC score when he intercepted Jim Hart's pass in the end zone. Less than three minutes later, Blount again picked off a Hart pass. That set up Anderson's 27-yard touchdown strike to Cliff Branch for the final score.

<b>NFC</b>	0	14	0	0	—	14
<b>AFC</b>	10	7	0	7	—	24
<b>AFC</b>	— Simpson 3 run (Linhart kick)					
<b>AFC</b>	— FG Linhart 31					
<b>NFC</b>	— Thomas 15 run (Bakken kick)					
<b>AFC</b>	— Joiner 12 pass from Anderson (Linhart kick)					
<b>NFC</b>	— McCutcheon 1 run (Bakken kick)					
<b>AFC</b>	— Branch 27 pass from Anderson (Linhart kick)					

### 1976 PRO BOWL

Superdome, New Orleans, Louisiana  
January 26, 1976, Attendance: 30,546  
**NFC 23, AFC 20**—Mike Boryla, a late substitute who did not enter the game until 5:39 remained, lifted the National Football Conference to the victory over the American Football Conference with 2 touchdown passes in the final minutes. It was the second straight NFC win, squaring the series at 3-3. Until Boryla started firing the ball the AFC was in control, leading 13-0 at the half. Boryla entered the game after Billy Johnson had raced 90 yards with a punt to give the AFC a 20-9 lead. He floated a 14-yard touchdown pass to Terry Metcalf and later fired an 8-yard scoring pass to Mel Gray for the winner.

<b>AFC</b>	0	13	0	7	—	20
<b>NFC</b>	0	0	9	14	—	23
<b>AFC</b>	— FG Stenerud 20					
<b>AFC</b>	— FG Stenerud 35					
<b>AFC</b>	— Burrough 64 pass from Pastorini (Stenerud kick)					
<b>NFC</b>	— FG Bakken 42					
<b>NFC</b>	— Foreman 4 pass from Hart (kick blocked)					
<b>AFC</b>	— Johnson 90 punt return (Stenerud kick)					
<b>NFC</b>	— Metcalf 14 pass from Boryla (Bakken kick)					
<b>NFC</b>	— Gray 8 pass from Boryla (Bakken kick)					

### 1975 PRO BOWL

Orange Bowl, Miami, Florida  
January 20, 1975, Attendance: 26,484  
**NFC 17, AFC 10**—Los Angeles quarterback James Harris, who took over the NFC offense after Jim Hart of St. Louis suffered a laceration above his right eye in the second period, threw 2 touchdown passes early in the fourth period to pace the NFC to its second victory in the five-game Pro Bowl series. The NFC win snapped a three-game AFC victory string. Harris, who was named the player of the game, connected with St. Louis' Mel Gray for an 8-yard touchdown 2:03 into the final period. One minute and 24 seconds later, following a fumble recovery by Washington's Ken Houston, Harris tossed another 8-yard scoring pass to Washington's Charley Taylor for the decisive points.

<b>NFC</b>	0	3	0	14	—	17
<b>AFC</b>	0	0	10	0	—	10
<b>NFC</b>	— FG Marcol 33					
<b>AFC</b>	— Warfield 32 pass from Griese (Gerela kick)					
<b>AFC</b>	— FG Gerela 33					
<b>NFC</b>	— Gray 8 pass from J. Harris (Marcol kick)					
<b>NFC</b>	— Taylor 8 pass from J. Harris (Marcol kick)					

### 1974 PRO BOWL

Arrowhead Stadium, Kansas City, MO  
January 20, 1974, Attendance: 66,918  
**AFC 15, NFC 13**—Miami's Garo Yepremian's fifth field goal—a 42-yard kick with 21 seconds remaining—gave the AFC its third straight victory since the NFC won the inaugural game following the 1970 season. The field goal by Yepremian, who was voted the game's outstanding player, offset a 21-yard field goal by Atlanta's Nick Mike-Mayer that had given the NFC a 13-12 advantage with 1:41 remaining. The only touchdown in the game was scored by the NFC on a 14-yard pass from Philadelphia's Roman Gabriel to the Rams' Lawrence McCutcheon.

<b>NFC</b>	0	10	0	3	—	13
<b>AFC</b>	3	3	3	6	—	15
<b>AFC</b>	— FG Yepremian 16					
<b>NFC</b>	— FG Mike-Mayer 27					
<b>NFC</b>	— McCutcheon 14 pass from Gabriel (Mike-Mayer kick)					
<b>AFC</b>	— FG Yepremian 37					
<b>AFC</b>	— FG Yepremian 27					
<b>AFC</b>	— FG Yepremian 41					
<b>NFC</b>	— FG Mike-Mayer 21					
<b>AFC</b>	— FG Yepremian 42					

### 1973 PRO BOWL

Texas Stadium, Irving, Texas  
January 21, 1973, Attendance: 37,091  
**AFC 33, NFC 28**—Paced by the rushing and receiving of player of the game O.J. Simpson, the AFC erased a 14-0 first period deficit and built a commanding 33-14 lead midway through the fourth period before the NFC managed 2 touchdowns in the final minute of play. Simpson rushed for 112 yards and caught 3 passes for 58 more to

## PRO BOWL SUMMARIES

gain unanimous recognition in the balloting for player of the game. Green Bay Packers running back John Brockington scored 3 touchdowns for the NFC.

**AFC** 0 10 10 13 — 33  
**NFC** 14 0 0 14 — 28

- NFC — Brockington 1 run  
(Marcol kick)
- NFC — Brockington 3 pass from Kilmer  
(Marcol kick)
- AFC — Simpson 7 run (Gerela kick)
- AFC — FG Gerela 18
- AFC — FG Gerela 22
- AFC — Hubbard 11 run (Gerela kick)
- AFC — O. Taylor 5 pass from Lamonica  
(kick failed)
- AFC — Bell 12 interception return  
(Gerela kick)
- NFC — Brockington 1 run  
(Marcol kick)
- NFC — Kwalick 12 pass from Snead  
(Marcol kick)

### 1972 PRO BOWL

Memorial Coliseum, Los Angeles, CA  
 January 23, 1972, Attendance: 53,647

**AFC 26, NFC 13**—Kansas City's Jan Stenerud kicked 4 field goals to lead the AFC from a 6-0 deficit to victory. The AFC defense picked off 3 passes. Stenerud was selected as the outstanding offensive player and his Kansas City teammate, linebacker Willie Lanier, was the game's outstanding defensive player.

**AFC** 0 3 13 10 — 26  
**NFC** 0 6 0 7 — 13

- NFC — Grim 50 pass from Landry (kick failed)
- AFC — FG Stenerud 25
- AFC — FG Stenerud 23
- AFC — FG Stenerud 48
- AFC — Morin 5 pass from Dawson  
(Stenerud kick)
- AFC — FG Stenerud 42
- NFC — V. Washington 2 run  
(Knight kick)
- AFC — F. Little 6 run (Stenerud kick)

### 1971 PRO BOWL

Memorial Coliseum, Los Angeles, CA  
 January 24, 1971, Attendance: 48,222

**NFC 27, AFC 6**—Mel Renfro of Dallas broke open the first meeting between the American Football Conference and National Football Conference all-star teams as he returned a pair of punts 82 and 56 yards for touchdowns in the final period to clinch the NFC victory over the AFC. Renfro was voted the game's outstanding back and linebacker Fred Carr of Green Bay the outstanding lineman.

**AFC** 0 3 3 0 — 6  
**NFC** 0 3 10 14 — 27

- AFC — FG Stenerud 37
- NFC — FG Cox 13
- NFC — Osborn 23 pass from Brodie  
(Cox kick)
- NFC — FG Cox 35
- AFC — FG Stenerud 16

- NFC — Renfro 82 punt return  
(Cox kick)
- NFC — Renfro 56 punt return  
(Cox kick)

# PRO BOWL RECORDS

Includes records of Pro Bowls, 1971-2022  
Compiled by Elias Sports Bureau

## INDIVIDUAL RECORDS

### SERVICE

#### Most Games

- 12 Randall McDaniel, Minnesota 1990-2000;  
Tampa Bay 2001  
Will Shields, Kansas City, 1996-2007  
Champ Bailey, Washington, 2001-04; Denver,  
2005-08, 2010-13  
\*Tony Gonzalez, Kansas City, 2000-01, 2003-09;  
Atlanta, 2011-12, 2014
- 11 \*Reggie White, Philadelphia, 1987-93; Green Bay,  
1994, 1996-97, 1999  
Junior Seau, S.D. Chargers, 1992-2002  
Rod Woodson, Pittsburgh, 1990-95, 1997;  
Bal. Ravens, 2000-02; Oakland, 2003  
\*\*\*Peyton Manning, Indianapolis, 2000-01,  
2003-09, 2011; Denver, 2013  
Jason Witten, Dallas, 2005-11, 2013-15, 2018  
\*Drew Brees, S.D. Chargers, 2005; New Orleans,  
2007, 2009, 2011-15, 2017-18, 2020
- 10 Lawrence Taylor, N.Y. Giants, 1982-91  
Ronnie Lott, San Francisco, 1982-85, 1987-91;  
L.A. Raiders 1992  
Mike Singletary, Chi. Bears, 1984-93  
\*\*Bruce Matthews, Hou. Oilers, 1989-95, 1997;  
Tennessee, 2000, 2002  
\*\*\*Jerry Rice, San Francisco, 1987-88, 1990-94,  
1996, 1999; Oakland, 2003  
\*Ray Lewis, Bal. Ravens, 1998-99, 2001-02, 2004,  
2008-12  
Joe Thomas, Cle. Browns, 2008-17

\*Also selected, but did not play, in two additional games

\*\*Also selected, but did not play, in four additional games

\*\*\*Also selected, but did not play, in three additional games

\*\*\*\*Also selected, but did not play, in one additional game

### SCORING

#### POINTS

##### Most Points, Career

- 57 David Akers, Philadelphia, 2002-03, 2005, 2010-11;  
San Francisco, 2012 (24-pat, 11-fg)
- 48 Larry Fitzgerald, Arizona, 2006, 2008-09, 2011-14  
(8-td)
- 45 Morten Andersen, New Orleans, 1986-89, 1991,  
1993; Atlanta, 1996 (15-pat, 10-fg)

##### Most Points, Game

- 24 Brandon Marshall, Miami, 2012 (4-td)
- 18 John Brockington, Green Bay, 1973 (3-td)  
Mike Alstott, Tampa Bay, 2000 (3-td)  
Jimmy Smith, Jacksonville, 2000 (3-td)  
Shaun Alexander, Seattle, 2004 (3-td)  
Larry Fitzgerald, Arizona, 2012 (3-td)  
A.J. Green, Cincinnati, 2013 (3-td)
- 15 Garo Yepremian, Miami, 1974 (5-fg)  
Jason Hanson, Detroit, 2000 (6-pat, 3-fg)

### TOUCHDOWNS

#### Most Touchdowns, Career

- 8 Larry Fitzgerald, Arizona, 2006, 2008-09, 2011-14  
(8-p)
- 6 Tony Gonzalez, Kansas City, 2000-01, 2003-09;  
Atlanta, 2011-12, 2014 (6-p)
- 5 Jimmy Smith, Jacksonville, 1998-2001 (5-p)  
Marvin Harrison, Indianapolis, 2000-06 (5-p)  
Brandon Marshall, Denver, 2009-10; Miami, 2012;  
Chi. Bears, 2013-14 (5-p)

#### Most Touchdowns, Game

- 4 Brandon Marshall, Miami, 2012 (4-p)
- 3 John Brockington, Green Bay, 1973 (2-r, 1-p)  
Mike Alstott, Tampa Bay, 2000 (3-r)  
Jimmy Smith, Jacksonville, 2000 (3-p)  
Shaun Alexander, Seattle, 2004 (2-r, 1-p)  
Larry Fitzgerald, Arizona, 2012 (3-p)  
A.J. Green, Cincinnati, 2013 (3-p)
- 2 Mel Renfro, Dallas, 1971 (2-ret)  
Earl Campbell, Hou. Oilers, 1980 (2-r)  
Chuck Muncie, New Orleans, 1980 (2-r)  
William Andrews, Atlanta, 1984 (2-p)  
Herschel Walker, Dallas, 1989 (2-r)  
Johnny Johnson, Phoenix, 1991 (2-r)  
Eric Green, Pittsburgh, 1995 (2-p)  
Marvin Harrison, Indianapolis, 2001 (2-p)  
Ricky Williams, Miami, 2003 (2-r)  
Hines Ward, Pittsburgh, 2005 (1-p, 1-ret)  
T.J. Houshmandzadeh, Cincinnati, 2008 (2-p)  
Terrell Owens, Dallas, 2008 (2-p)  
Adrian Peterson, Minnesota, 2008 (2-r)  
Larry Fitzgerald, Arizona, 2009 (2-p)  
DeSean Jackson, Philadelphia, 2010 (2-p)  
Montell Owens, Jacksonville, 2011 (1-p, 1-ret)  
Vincent Jackson, Tampa Bay, 2013 (2-p)  
Jimmy Graham, New Orleans, 2015 (2-p)  
Greg Olsen, Carolina, 2015 (2-p)  
Emmanuel Sanders, Denver, 2015 (2-p)  
Travis Kelce, Kansas City, 2016 (2-p)  
Delanie Walker, Tennessee, 2018 (2-p)  
Davante Adams, Green Bay, 2020 (2-p)  
Mark Andrews, Bal. Ravens, 2022 (2-p)

### POINTS AFTER TOUCHDOWN

#### Most Points After Touchdown, Career

- 24 David Akers, Philadelphia, 2002-03, 2005, 2010-11;  
San Francisco, 2012 (24 att)
- 15 Morten Andersen, New Orleans, 1986-89, 1991,  
1993; Atlanta, 1996 (15 att)
- 13 Adam Vinatieri, New England, 2003, 2005;  
Indianapolis, 2015 (15 att)  
Justin Tucker, Bal. Ravens, 2014, 2017, 2020, 2022  
(13 att)

#### Most Points After Touchdown, Game

- 8 Sebastian Janikowski, Oakland, 2012 (8 att)  
Blair Walsh, Minnesota, 2013 (8 att)
- 7 Mike Vanderjagt, Indianapolis, 2004 (7 att)  
David Akers, Philadelphia, 2011 (7 att)
- 6 Ali Haji-Sheikh, N.Y. Giants, 1984 (6 att)  
Jason Hanson, Detroit, 2000 (6 att)  
Adam Vinatieri, New England, 2003 (6 att)  
Nick Folk, Dallas, 2008 (6 att)

### FIELD GOALS

#### Most Field Goals Attempted, Career

- 18 Morten Andersen, New Orleans, 1986-89, 1991,  
1993; Atlanta, 1996
- 15 Jan Stenerud, Kansas City, 1971-72, 1976;  
Minnesota, 1985
- 13 David Akers, Philadelphia, 2002-03, 2005, 2010-11;  
San Francisco, 2012

#### Most Field Goals Attempted, Game

- 6 Jan Stenerud, Kansas City, 1972  
Eddie Murray, Detroit, 1981  
Mark Moseley, Washington, 1983
- 5 Garo Yepremian, Miami, 1974
- 4 Jan Stenerud, Kansas City, 1976  
Nick Lowery, Kansas City, 1991, 1993  
Morten Andersen, New Orleans, 1993  
Cary Blanchard, Indianapolis, 1997



## PRO BOWL RECORDS

John Kasay, Carolina, 1997  
David Akers, Philadelphia, 2002  
Jeff Wilkins, St.L. Rams, 2004

**Most Field Goals, Career**

11 David Akers, Philadelphia, 2002-03, 2005, 2010-11;  
San Francisco, 2012

10 Morten Andersen, New Orleans, 1986-89, 1991,  
1993; Atlanta, 1996

8 Jan Stenerud, Kansas City, 1971-72, 1976;  
Minnesota, 1985

**Most Field Goals, Game**

5 Garo Yepremian, Miami, 1974 (5 att)  
4 Jan Stenerud, Kansas City, 1972 (6 att)  
Eddie Murray, Detroit, 1981 (6 att)  
3 Nick Lowery, Kansas City, 1991 (4 att)  
Nick Lowery, Kansas City, 1993 (4 att)  
Jason Elam, Denver, 1999 (3 att)  
Jason Hanson, Detroit, 2000 (3 att)  
David Akers, Philadelphia, 2002 (4 att)  
Neil Rackers, Arizona, 2006 (3 att)  
Rob Bironas, Tennessee, 2008 (3 att)  
John Carney, N.Y. Giants, 2009 (3 att)  
Graham Gano, Carolina, 2018 (3 att)

**Longest Field Goal**

53 David Akers, Philadelphia, 2003  
51 Morten Andersen, New Orleans, 1989  
Jason Hanson, Detroit, 2000  
50 Justin Tucker, Bal. Ravens, 2020

### SAFETIES

**Most Safeties, Game**

1 Art Still, Kansas City, 1983  
Mark Gastineau, N.Y. Jets, 1985  
Greg Townsend, L.A. Raiders, 1992

### RUSHING ATTEMPTS

**Most Attempts, Career**

81 Walter Payton, Chi. Bears, 1977-81, 1984-87  
68 O.J. Simpson, Buffalo, 1973-77  
66 Barry Sanders, Detroit, 1990-93, 1995-98

**Most Attempts, Game**

19 O.J. Simpson, Buffalo, 1974  
17 Marv Hubbard, Oakland, 1974  
16 O.J. Simpson, Buffalo, 1973  
Marcus Allen, L.A. Raiders, 1986  
Adrian Peterson, Minnesota, 2008

### YARDS GAINED

**Most Yards Gained, Career**

368 Walter Payton, Chi. Bears, 1977-81, 1984-87  
356 O.J. Simpson, Buffalo, 1973-77  
291 Adrian Peterson, 2008-11, 2013, 2016

**Most Yards Gained, Game**

180 Marshall Faulk, Indianapolis, 1995  
129 Adrian Peterson, Minnesota, 2008  
127 Chris Warren, Seattle, 1995

**Longest Run From Scrimmage**

49 Marshall Faulk, Indianapolis, 1995 (TD)  
41 Lawrence McCutcheon, L.A. Rams, 1976  
Natrone Means, S.D. Chargers, 1995  
Marshall Faulk, Indianapolis, 1995  
39 Chris Warren, Seattle, 1994  
Priest Holmes, Kansas City, 2002  
Adrian Peterson, Minnesota, 2008  
Maurice Jones-Drew, Jacksonville, 2012

### AVERAGE GAIN

**Highest Average Gain, Career (20 attempts)**

9.36 Chris Warren, Seattle, 1994-96, (25-234)  
6.91 Jamaal Charles, Kansas City, 2011, 2013-15  
(22-152)  
6.45 Marshall Faulk, Indianapolis, 1995-96, 1999;  
St.L. Rams, 2000, 2002-03 (42-271)

**Highest Average Gain, Game (10 attempts)**

13.85 Marshall Faulk, Indianapolis, 1995 (13-180)  
9.07 Chris Warren, Seattle, 1995 (14-127)  
8.06 Adrian Peterson, Minnesota 2008 (16-129)

### TOUCHDOWNS

**Most Touchdowns, Career**

4 Adrian Peterson, Minnesota, 2008-11, 2013,  
2016  
3 Earl Campbell, Hou. Oilers, 1979-82, 1984  
Chuck Muncie, New Orleans, 1980; S.D. Chargers,  
1982-83  
Mike Alstott, Tampa Bay, 1998-2003

2 John Brockington, Green Bay, 1972-74  
O.J. Simpson, Buffalo, 1973-77  
Walter Payton, Chi. Bears, 1977-81, 1984-87  
Marcus Allen, L.A. Raiders, 1983, 1985-86, 1988;  
Kansas City, 1994  
Herschel Walker, Dallas, 1988-89  
Johnny Johnson, Phoenix, 1991  
Barry Sanders, Detroit, 1990-93, 1995-98  
Curtis Martin, New England, 1996-97; N.Y. Jets,  
1999, 2002  
Ricky Williams, Miami, 2003  
Shaun Alexander, Seattle, 2004-06  
LaDainian Tomlinson, S.D. Chargers, 2003, 2005-07  
Steven Jackson, St.L. Rams, 2007, 2011

**Most Touchdowns, Game**

3 Mike Alstott, Tampa Bay, 2000  
2 John Brockington, Green Bay, 1973  
Earl Campbell, Hou. Oilers, 1980  
Chuck Muncie, New Orleans, 1980  
Herschel Walker, Dallas, 1989  
Johnny Johnson, Phoenix, 1991  
Ricky Williams, Miami, 2003  
Shaun Alexander, Seattle, 2004  
Adrian Peterson, Minnesota, 2008

### PASSING ATTEMPTS

**Most Attempts, Career**

196 Peyton Manning, Indianapolis, 2000-01, 2003-09,  
2011; Denver, 2013  
134 Drew Brees, S.D. Chargers, 2005; New Orleans,  
2007, 2009, 2011-15, 2017-18, 2020  
120 Dan Fouts, S.D. Chargers, 1980-84, 1986

**Most Attempts, Game**

41 Peyton Manning, Indianapolis, 2004  
32 Bill Kenney, Kansas City, 1984  
Steve Young, San Francisco, 1993  
30 Dan Fouts, S.D. Chargers, 1983

### COMPLETIONS

**Most Completions, Career**

115 Peyton Manning, Indianapolis, 2000-01, 2003-09,  
2011; Denver, 2013  
80 Drew Brees, S.D. Chargers, 2005; New Orleans,  
2007, 2009, 2011-15, 2017-18, 2020  
63 Dan Fouts, S.D. Chargers, 1980-84, 1986

## PRO BOWL RECORDS

### Most Completions, Game

- 22 Peyton Manning, Indianapolis, 2004
- 21 Joe Theismann, Washington, 1984
- 18 Steve Young, San Francisco, 1993
- Kyler Murray, Arizona, 2022

### COMPLETION PERCENTAGE

#### Highest Completion Percentage, Career (40 attempts)

- 68.9 Joe Theismann, Washington, 1983-84 (45-31)
- 67.9 Rich Gannon, Oakland, 2000-03 (53-36)
- 65.2 Eli Manning, N.Y. Giants, 2009, 2013, 2016 (46-30)

#### Highest Completion Percentage, Game (10 attempts)

- 90.0 Archie Manning, New Orleans, 1980 (10-9)
- Andrew Luck, Indianapolis, 2015 (10-9)
- 85.7 Rich Gannon, Oakland, 2001 (14-12)
- 83.3 Andy Dalton, Cincinnati, 2017 (12-10)

### YARDS GAINED

#### Most Yards Gained, Career

- 1,551 Peyton Manning, Indianapolis, 2000-01, 2003-09, 2011; Denver, 2013
- 1,085 Drew Brees, S.D. Chargers, 2005; New Orleans, 2007, 2009, 2011-15, 2017-18, 2020
- 890 Dan Fouts, S.D. Chargers, 1980-84, 1986

#### Most Yards Gained, Game

- 342 Peyton Manning, Indianapolis, 2004
- 316 Matthew Stafford, Detroit, 2015
- 274 Dan Fouts, S.D. Chargers, 1983

#### Longest Completion

- 93 Jeff Blake, Cincinnati (to Thigpen, Pittsburgh), 1996 (TD)
- 90 Steve McNair, Tennessee (to Johnson, Cincinnati), 2004 (TD)
- 80 Mark Brunell, Jacksonville (to Brown, Oakland), 1997 (TD)

### AVERAGE GAIN

#### Highest Average Gain, Career (40 attempts)

- 9.15 Andrew Luck, Indianapolis, 2013-15, 2019 (53-485)
- 8.20 Eli Manning, N.Y. Giants, 2009, 2013, 2016 (46-377)
- 8.19 Rich Gannon, Oakland, 2000-03 (53-434)

#### Highest Average Gain, Game (10 attempts)

- 16.45 Ben Roethlisberger, Pittsburgh, 2012 (11-181)
- 15.27 Randall Cunningham, Philadelphia, 1991 (11-168)
- 13.70 Rich Gannon, Oakland, 2002 (10-137)

### TOUCHDOWNS

#### Most Touchdowns, Career

- 15 Peyton Manning, Indianapolis, 2000-01, 2003-09, 2011; Denver, 2013
- 10 Drew Brees, S.D. Chargers, 2005; New Orleans, 2007, 2009, 2011-15, 2017-18, 2020
- 7 Rich Gannon, Oakland, 2000-03
- Russell Wilson, Seattle, 2013, 2016, 2018-20, 2022

#### Most Touchdowns, Game

- 4 Marc Bulger, St.L. Rams, 2004
- 3 Joe Theismann, Washington, 1984
- Phil Simms, N.Y. Giants, 1986
- Peyton Manning, Indianapolis, 2004
- Peyton Manning, Indianapolis, 2005
- Russell Wilson, Seattle, 2013, 2016
- Kyler Murray, Arizona, 2022
- 2 Accomplished 37 times. Most recent: Justin Herbert, L.A. Chargers, 2022

### HAD INTERCEPTED

#### Most Passes Had Intercepted, Career

- 9 Peyton Manning, Indianapolis, 2000-01, 2003-09, 2011; Denver, 2013
- 8 Dan Fouts, S.D. Chargers, 1980-84, 1986
- 6 Jim Hart, St.L. Cardinals, 1975-78
- Donovan McNabb, Philadelphia, 2001-03, 2005, 2010

#### Most Passes Had Intercepted, Game

- 5 Jim Hart, St.L. Cardinals, 1977
- 4 Ken Stabler, Oakland, 1974
- 3 Dan Fouts, S.D. Chargers, 1986
- Mark Rypien, Washington, 1990
- Steve Young, San Francisco, 1993
- Jim Harbaugh, Indianapolis, 1996
- Vinny Testaverde, N.Y. Jets, 1999
- Jeff Garcia, San Francisco, 2003
- Peyton Manning, Indianapolis, 2006
- Cam Newton, Carolina, 2012
- Tyrod Taylor, Buffalo, 2016

#### Most Attempts, Without Interception, Game

- 27 Joe Theismann, Washington, 1984
- Phil Simms, N.Y. Giants, 1986
- 26 John Brodie, San Francisco, 1971
- Danny White, Dallas, 1983
- 23 Dave Krieg, Seattle, 1990

### PERCENTAGE, PASSES HAD INTERCEPTED

#### Lowest Percentage, Passes Had Intercepted, Career (40 attempts)

- 0.00 Joe Theismann, Washington, 1983-84 (45-0)
- 1.89 Rich Gannon, Oakland, 2000-03 (53-1)
- 2.13 Dave Krieg, Seattle, 1985, 1989-90 (47-1)

### PASS RECEIVING RECEPTIONS

#### Most Receptions, Career

- 52 Tony Gonzalez, Kansas City, 2000-01, 2003-09; Atlanta, 2011-12, 2014
- 37 Jerry Rice, San Francisco, 1987-88, 1990-94, 1996, 1999; Oakland, 2003
- 30 Marvin Harrison, Indianapolis, 2000-06

#### Most Receptions, Game

- 10 Victor Cruz, N.Y. Giants, 2013
- 9 Randy Moss, Minnesota, 2000
- Mark Andrews, Bal. Ravens, 2020
- 8 Steve Largent, Seattle, 1986
- Michael Irvin, Dallas, 1992
- Andre Rison, Atlanta, 1993
- Jimmy Smith, Jacksonville, 2000
- Marvin Harrison, Indianapolis, 2001
- Terrell Owens, San Francisco, 2002
- Steve Smith, Carolina, 2006
- Terrell Owens, Dallas, 2008
- Roddy White, Atlanta, 2010

### YARDS GAINED

#### Most Yards Gained, Career

- 796 Tony Gonzalez, Kansas City, 2000-01, 2003-09; Atlanta, 2011-12, 2014
- 495 Jerry Rice, San Francisco, 1987-88, 1990-94, 1996, 1999; Oakland, 2003
- 462 Marvin Harrison, Indianapolis, 2000-06

#### Most Yards Gained, Game

- 212 Randy Moss, Minnesota, 2000
- 176 Brandon Marshall, Miami, 2012
- 156 Chad Johnson, Cincinnati, 2004

## PRO BOWL RECORDS

### Longest Reception

- 93 Yancey Thigpen, Pittsburgh (from Blake, Cincinnati), 1996 (TD)
- 90 Chad Johnson, Cincinnati (from McNair, Tennessee), 2004 (TD)
- 80 Tim Brown, Oakland (from Brunell, Jacksonville), 1997 (TD)

### TOUCHDOWNS

#### Most Touchdowns, Career

- 8 Larry Fitzgerald, Arizona, 2006, 2008-09, 2011-14
- 6 Tony Gonzalez, Kansas City, 2000-01, 2003-09; Atlanta, 2011-12, 2014
- 5 Jimmy Smith, Jacksonville, 1998-2001  
Marvin Harrison, Indianapolis, 2000-06  
Brandon Marshall, Denver, 2009-10; Miami, 2012; Chi. Bears, 2014

#### Most Touchdowns, Game

- 4 Brandon Marshall, Miami, 2012
- 3 Jimmy Smith, Jacksonville, 2000  
Larry Fitzgerald, Arizona, 2012  
A.J. Green, Cincinnati, 2013
- 2 William Andrews, Atlanta, 1984  
Eric Green, Pittsburgh, 1995  
Marvin Harrison, Indianapolis, 2001  
T.J. Houshmandzadeh, Cincinnati, 2008  
Terrell Owens, Dallas, 2008  
Larry Fitzgerald, Arizona, 2009  
DeSean Jackson, Philadelphia, 2010  
Vincent Jackson, Tampa Bay, 2013  
Jimmy Graham, New Orleans, 2015  
Greg Olsen, Carolina, 2015  
Emmanuel Sanders, Denver, 2015  
Travis Kelce, Kansas City, 2016  
Delanie Walker, Tennessee, 2018  
Davante Adams, Green Bay, 2020  
Mark Andrews, Bal. Ravens, 2022

### INTERCEPTIONS BY

#### Most Interceptions By, Career

- 4 Everson Walls, Dallas, 1982-84, 1986  
Deion Sanders, Atlanta, 1992-94; San Francisco, 1995; Dallas, 1999  
Champ Bailey, Washington, 2001-04; Denver, 2005-08, 2011-13  
Patrick Peterson, Arizona, 2012-15, 2017-19
- 3 Ken Houston, Hou. Oilers, 1971-73; Washington, 1974-79  
Jack Lambert, Pittsburgh, 1976-84  
Ted Hendricks, Bal. Colts, 1972-74; Green Bay, 1975; Oakland, 1981-82; L.A. Raiders, 1983-84  
Mike Haynes, New England, 1978-81, 1983; L.A. Raiders, 1985-87  
Ty Law, New England, 1999, 2002-04; N.Y. Jets, 2006  
Brian Dawkins, Philadelphia, 2000, 2002-03, 2005-06, 2009; Denver, 2010, 2012  
Brent Grimes, Atlanta, 2011; Miami, 2014-16  
Harrison Smith, Minnesota, 2016-20, 2022

#### 2 By 25 players

#### Most Interceptions By, Game

- 2 Mel Blount, Pittsburgh, 1977  
Everson Walls, Dallas, 1982, 1983  
LeRoy Irvin, L.A. Rams, 1986  
David Fulcher, Cincinnati, 1990  
Brian Dawkins, Philadelphia, 2000  
Rod Woodson, Oakland, 2003  
Ed Reed, Bal. Ravens, 2007  
Antonio Cromartie, S.D. Chargers, 2008  
Eric Weddle, S.D. Chargers, 2012

Dominique Rodgers-Cromartie, N.Y. Giants, 2016  
Patrick Peterson, Arizona, 2018

### YARDS GAINED

#### Most Yards Gained, Career

- 147 Ty Law, New England, 1999, 2002-04; N.Y. Jets, 2006
- 122 Harrison Smith, Minnesota, 2016-20, 2022
- 103 Deion Sanders, Atlanta, 1992-94; San Francisco, 1995; Dallas, 1999

#### Most Yards Gained, Game

- 90 Eric Weddle, S.D. Chargers, 2012
- 87 Deion Sanders, Dallas, 1999
- 79 Harrison Smith, Minnesota, 2018

#### Longest Gain

- 87 Deion Sanders, Dallas, 1999
- 79 Harrison Smith, Minnesota, 2018 (TD)
- 73 Rod Woodson, Pittsburgh, 1994 (lateral)

### TOUCHDOWNS

#### Most Touchdowns, Career

- 2 Ty Law, New England, 1999, 2002-04; N.Y. Jets, 2006  
Derrick Brooks, Tampa Bay, 1998-2001, 2003, 2006-07  
Derrick Johnson, Kansas City, 2012-16

#### 1 By many

#### Most Touchdowns, Game

- 1 Bobby Bell, Kansas City, 1973  
Nolan Cromwell, L.A. Rams, 1984  
Joey Browner, Minnesota, 1986  
Jerry Gray, L.A. Rams, 1990  
Mike Johnson, Cle. Browns, 1990  
Junior Seau, S.D. Chargers, 1993  
Ken Harvey, Washington, 1996  
Ashley Ambrose, Cincinnati, 1997  
Ty Law, New England, 1999  
Derrick Brooks, Tampa Bay, 2000  
Aeneas Williams, Arizona, 2000  
Ray Lewis, Bal. Ravens, 2002  
Ty Law, New England, 2003  
Dre' Bly, Detroit, 2004  
Derrick Brooks, Tampa Bay, 2006  
Jon Beason, Carolina, 2011  
Derrick Johnson, Kansas City, 2012  
Derrick Johnson, Kansas City, 2013  
Harrison Smith, Minnesota, 2018  
Fletcher Cox, Philadelphia, 2020  
Darius Leonard, Indianapolis, 2022  
Antoine Winfield, Tampa Bay, 2022

### PUNTING

#### Most Punts, Career

- 33 Ray Guy, Oakland, 1974-79, 1981
- 23 Rohn Stark, Indianapolis, 1986-87, 1991, 1993
- 22 Reggie Roby, Miami, 1985, 1990; Washington, 1995

#### Most Punts, Game

- 10 Reggie Roby, Miami, 1985
- 9 Tom Wittum, San Francisco, 1974  
Rohn Stark, Indianapolis, 1987
- 8 Jerrel Wilson, Kansas City, 1971  
Tom Skladany, Detroit, 1982  
Reggie Roby, Washington, 1995

#### Longest Punt

- 73 Shane Lechler, Oakland, 2002
- 70 Shane Lechler, Oakland, 2002  
Mat McBriar, Dallas, 2011
- 65 Shane Lechler, Oakland, 2009

## PRO BOWL RECORDS

### AVERAGE YARDAGE

Highest Average, Career (10 punts)

- 51.58 Shane Lechler, Oakland, 2002, 2005, 2008-12 (12-619)
- 48.20 Johnny Hekker, St.L. Rams, 2014, 2016; L.A. Rams, 2017-18 (10-482)
- 47.30 Jeff Feagles, Arizona, 1996; N.Y. Giants, 2009 (10-473)

Highest Average, Game (4 punts)

- 60.75 Shane Lechler, Oakland, 2002 (4-243)
- 55.50 Darren Bennett, S.D. Chargers, 1996 (4-222)
- 52.00 Matt Turk, Washington, 1999 (4-208)

### PUNT RETURNS

Most Punts Returns, Career

- 13 Rick Upchurch, Denver, 1977, 1979-80, 1983
- 11 Vai Sihakema, St.L. Cardinals, 1987-88  
Eric Metcalf, Cle. Browns 1994-95;  
S.D. Chargers 1998
- 10 Mike Nelms, Washington, 1981-83

Most Punt Returns, Game

- 7 Vai Sihakema, St.L. Cardinals, 1987
- 6 Henry Ellard, L.A. Rams, 1985  
Gerald McNeil, Cle. Browns, 1988  
Eric Metcalf, Cle. Browns, 1995
- 5 Rick Upchurch, Denver, 1980  
Mike Nelms, Washington, 1981  
Carl Roaches, Hou. Oilers, 1982  
Johnny Bailey, Phoenix, 1993  
Dexter McCluster, Kansas City, 2014

Most Fair Catches, Game

- 2 Jerry Logan, Bal. Colts, 1971  
Dick Anderson, Miami, 1974  
Henry Ellard, L.A. Rams, 1985  
Isaac Bruce, St.L. Rams, 1997  
Desmond Howard, Detroit, 2001

### YARDS GAINED

Most Yards Gained, Career

- 183 Billy Johnson, Hou. Oilers, 1976, 1978;  
Atlanta, 1984
- 138 Mel Renfro, Dallas, 1971-72, 1974  
Rick Upchurch, Denver, 1977, 1979-80, 1983
- 135 Eric Metcalf, Cle. Browns, 1994-95;  
S.D. Chargers 1998

Most Yards Gained, Game

- 159 Billy Johnson, Hou. Oilers, 1976
- 138 Mel Renfro, Dallas, 1971
- 117 Wally Henry, Philadelphia, 1980

Longest Punt Return

- 90 Billy Johnson, Hou. Oilers, 1976 (TD)
- 86 Wally Henry, Philadelphia, 1980 (TD)
- 82 Mel Renfro, Dallas, 1971 (TD)

### AVERAGE YARDAGE

Highest Average, Career (4 returns)

- 24.40 Antonio Brown, Pittsburgh, 2012, 2014-15, 2018 (5-122)
- 22.88 Billy Johnson, Hou. Oilers, 1976, 1978;  
Atlanta, 1984 (8-183)
- 21.50 Tony Green, Washington, 1979 (4-86)

Highest Average, Game (3 returns)

- 39.75 Billy Johnson, Hou. Oilers, 1976 (4-159)
- 39.00 Wally Henry, Philadelphia, 1980 (3-117)
- 28.75 Antonio Brown, Pittsburgh, 2012 (4-115)

### TOUCHDOWNS

Most Touchdowns, Game

- 2 Mel Renfro, Dallas, 1971
- 1 Billy Johnson, Hou. Oilers, 1976  
Wally Henry, Philadelphia, 1980

### KICKOFF RETURNS

Most Kickoff Returns, Career

- 17 Michael Bates, Carolina, 1997-2001
- 16 Josh Cribbs, Cle. Browns, 2008, 2010, 2013
- 14 Mel Gray, Detroit, 1991-92, 1995  
Devin Hester, Chi. Bears, 2007-08, 2011;  
Atlanta, 2015

Most Kickoff Returns, Game

- 9 Marc Mariani, Tennessee, 2011
- 8 Derrick Mason, Tennessee, 2004
- 7 Mel Gray, Detroit, 1995  
Jerry Azumah, Chi. Bears, 2004  
Josh Cribbs, Cle. Browns, 2010

### YARDS GAINED

Most Yards Gained, Career

- 488 Michael Bates, Carolina, 1997-2001
- 453 Josh Cribbs, Cle. Browns, 2008, 2010, 2013
- 362 Devin Hester, Chi. Bears, 2007-08, 2011;  
Atlanta, 2015

Most Yards Gained, Game

- 326 Marc Mariani, Tennessee, 2011
- 228 Jerry Azumah, Chi. Bears, 2004
- 217 Michael Lewis, New Orleans, 2003

Longest Kickoff Return

- 92 Leon Washington, Seattle, 2013
- 66 Michael Bates, Carolina, 2000
- 62 Greg Pruitt, L.A. Raiders, 1984

### AVERAGE YARDAGE

Highest Average, Career (4 returns)

- 43.40 Michael Lewis, New Orleans, 2003 (5-217)
- 36.22 Marc Mariani, Tennessee, 2011 (9-326)
- 35.00 Les (Speedy) Duncan, Washington, 1972 (5-175)

Highest Average, Game (3 returns)

- 43.40 Michael Lewis, New Orleans, 2003 (5-217)
- 42.67 Clifton Smith, Tampa Bay, 2009 (3-128)
- 42.00 Michael Bates, Carolina, 2000 (4-168)

### TOUCHDOWNS

Most Touchdowns, Game

- 1 Hines Ward, Pittsburgh, 2005

### FUMBLES

Most Fumbles, Career

- 6 Dan Fouts, S.D. Chargers, 1980-84, 1986
- 4 Lawrence McCutcheon, L.A. Rams, 1974-78  
Franco Harris, Pittsburgh, 1973-76, 1978-81  
Jay Schroeder, Washington, 1987  
Vai Sihakema, St.L. Cardinals, 1987-88  
Trent Green, Kansas City, 2004, 2006  
Drew Brees, S.D. Chargers, 2005; New Orleans,  
2007, 2009, 2011-15, 2017-18, 2020
- 3 By 11 players

Most Fumbles, Game

- 4 Jay Schroeder, Washington, 1987  
Trent Green, Kansas City, 2004
- 3 Dan Fouts, S.D. Chargers, 1982  
Vai Sihakema, St.L. Cardinals, 1987  
Matthew Stafford, Detroit, 2015
- 2 By 21 players

## PRO BOWL RECORDS

### RECOVERIES

#### Most Fumbles Recovered, Career

- 3 Harold Jackson, Philadelphia, 1973; L.A. Rams, 1974, 1976, 1978 (3-own)  
Dan Fouts, S.D. Chargers, 1980-84, 1986 (3-own)  
Randy White, Dallas, 1978, 1980-86 (3-opp)  
Trent Green, Kansas City, 2004, 2006 (3-own)  
Peyton Manning, Indianapolis, 2000-01, 2003-09, 2011; Denver, 2013 (3-own)
- 2 By many players

#### Most Fumbles Recovered, Game

- 3 Trent Green, Kansas City, 2004 (3-own)
- 2 Dick Anderson, Miami, 1974 (1-own, 1-opp)  
Harold Jackson, L.A. Rams, 1974 (2-own)  
Dan Fouts, S.D. Chargers, 1982 (2-own)  
Joey Browner, Minnesota, 1990 (2-opp)  
Jessie Armstead, N.Y. Giants, 1999 (1-own, 1-opp)  
Steve Beuerlein, Carolina, 2000 (2-own)

### YARDAGE

#### Longest Fumble Return

- 83 Art Still, Kansas City, 1985 (TD, opp)
- 82 T.J. Watt, Pittsburgh, 2020 (TD, opp)
- 70 Adalius Thomas, Bal. Ravens, 2007 (TD, opp)

### TOUCHDOWNS

#### Most Touchdowns, Game

- 1 Art Still, Kansas City, 1985  
Keith Millard, Minnesota, 1990  
Adalius Thomas, Bal. Ravens, 2007  
DeAngelo Hall, Washington, 2011  
Montell Owens, Jacksonville, 2011  
T.J. Watt, Pittsburgh, 2020  
Myles Garrett, Cleveland, 2022

### SACKS

Sacks have been compiled since 1983.

#### Most Sacks, Career

- 9.5 Reggie White, Philadelphia, 1987-93; Green Bay, 1994, 1996-97, 1999
- 9.0 Howie Long, L.A. Raiders, 1984-88, 1990, 1993-1994
- 7.5 Bruce Smith, Buffalo, 1988-91, 1995-96, 1998-99

#### Most Sacks, Game

- 4 Mark Gastineau, N.Y. Jets, 1985  
Reggie White, Philadelphia, 1987
- 3 Richard Dent, Chi. Bears, 1985  
Bruce Smith, Buffalo, 1991  
Everson Griffen, Minnesota, 2017
- 2.5 Bruce Smith, Buffalo, 1998

### TEAM RECORDS

### SCORING

#### Most Points, Game

- 62 NFC, 2013

#### Fewest Points, Game

- 3 AFC, 1984, 1989, 1994

#### Most Points, Both Teams, Game

- 107 NFC (55) vs. AFC (52), 2004

#### Fewest Points, Both Teams, Game

- 16 NFC (6) vs. AFC (10), 1987

### TOUCHDOWNS

#### Most Touchdowns, Game

- 8 AFC, 2012  
NFC, 2013

#### Fewest Touchdowns, Game

- 0 AFC, 1971, 1974, 1984, 1989, 1994  
NFC, 1987, 1988

#### Most Touchdowns, Both Teams, Game

- 14 AFC (7) vs. NFC (7), 2004  
AFC (8) vs. NFC (6), 2012

#### Fewest Touchdowns, Both Teams, Game

- 1 AFC (0) vs. NFC (1), 1974  
NFC (0) vs. AFC (1), 1987  
NFC (0) vs. AFC (1), 1988

### POINTS AFTER TOUCHDOWN

#### Most Points After Touchdown, Game

- 8 AFC, 2012  
NFC, 2013

#### Most Points After Touchdown, Both Teams, Game

- 13 AFC (8) vs. NFC (5), 2012  
NFC (8) vs. AFC (5), 2013

### FIELD GOALS

#### Most Field Goals Attempted, Game

- 6 AFC, 1972  
NFC, 1981, 1983

#### Most Field Goals Attempted, Both Teams, Game

- 9 NFC (6) vs. AFC (3), 1983

#### Most Field Goals, Game

- 5 AFC, 1974

#### Most Field Goals, Both Teams, Game

- 7 AFC (5) vs. NFC (2), 1974

### NET YARDS GAINED RUSHING AND PASSING

#### Most Yards Gained, Game

- 626 AFC, 2004

#### Fewest Yards Gained, Game

- 114 AFC, 1993

#### Most Yards Gained, Both Teams, Game

- 1,142 AFC (596) vs. NFC (546), 2012

#### Fewest Yards Gained, Both Teams, Game

- 424 AFC (202) vs. NFC (222), 1987

### RUSHING ATTEMPTS

#### Most Attempts, Game

- 50 AFC, 1974

#### Fewest Attempts, Game

- 8 NFC, 2022

#### Most Attempts, Both Teams, Game

- 80 AFC (50) vs. NFC (30), 1974

#### Fewest Attempts, Both Teams, Game

- 24 NFC (4) vs. AFC (20), 2020

### YARDS GAINED

#### Most Yards Gained, Game

- 400 AFC, 1995

#### Fewest Yards Gained, Game

- 1 NFC, 2022

#### Most Yards Gained, Both Teams, Game

- 441 AFC (400) vs. NFC (41), 1995

#### Fewest Yards Gained, Both Teams, Game

- 53 NFC (1) vs. AFC (52), 2022

### TOUCHDOWNS

#### Most Touchdowns, Game

- 3 NFC, 1989, 1991, 2000, 2007, 2011  
AFC, 1995

#### Most Touchdowns, Both Teams, Game

- 4 AFC (2) vs. NFC (2), 1973  
AFC (2) vs. NFC (2), 1980  
NFC (3) vs. AFC (1), 2007  
NFC (3) vs. AFC (1), 2011

## PRO BOWL RECORDS

### PASSING ATTEMPTS

Most Attempts, Game  
59 NFC, 2012  
Fewest Attempts, Game  
17 NFC, 1972  
Most Attempts, Both Teams, Game  
101 NFC (54) vs. AFC (47), 2003  
Fewest Attempts, Both Teams, Game  
42 NFC (17) vs. AFC (25), 1972

### COMPLETIONS

Most Completions, Game  
33 NFC, 2012, 2022  
Fewest Completions, Game  
7 NFC, 1972, 1982  
Most Completions, Both Teams, Game  
62 NFC (32) vs. AFC (30), 2013  
Fewest Completions, Both Teams, Game  
18 NFC (7) vs. AFC (11), 1972

### YARDS GAINED

Most Yards Gained, Game  
515 AFC, 2004  
Fewest Yards Gained, Game  
42 NFC, 1982  
Most Yards Gained, Both Teams, Game  
943 NFC (473) vs. AFC (470), 2012  
Fewest Yards Gained, Both Teams, Game  
215 NFC (89) vs. AFC (126), 1972

### TIMES SACKED

Most Times Sacked, Game  
9 NFC, 1985  
Fewest Times Sacked, Game  
0 AFC, 1998, 1999, 2000, 2003, 2012, 2018  
NFC, 1971, 1997, 2001  
Team Irvin, 2015, 2016  
Most Times Sacked, Both Teams, Game  
17 NFC (9) vs. AFC (8), 1985  
Fewest Times Sacked, Both Teams, Game  
1 NFC (0) vs. AFC (1), 1997  
AFC (0) vs. NFC (1), 2012  
Team Irvin (0) vs. Team Rice (1), 2016

### TOUCHDOWNS

Most Touchdowns, Game  
7 Team Irvin, 2016  
Most Touchdowns, Both Teams, Game  
12 AFC (6) vs. NFC (6), 2012

### INTERCEPTIONS BY

Most Interceptions By, Game  
6 AFC, 1977, 2003  
Team Irvin, 2016  
Most Interceptions By, Both Teams, Game  
8 AFC (6) vs. NFC (2), 2003

### YARDS GAINED

Most Yards Gained, Game  
192 NFC, 2006  
Most Yards Gained, Both Teams, Game  
265 NFC (192) vs. AFC (73), 2006

### TOUCHDOWNS

Most Touchdowns, Game  
2 NFC, 2000

### PUNTING

Most Punts, Game  
10 AFC, 1985  
Fewest Punts, Game  
0 NFC, 1989, 2008  
AFC, 2012, 2018, 2019  
Most Punts, Both Teams, Game  
16 AFC (10) vs. NFC (6), 1985  
Fewest Punts, Both Teams, Game  
1 NFC (0) vs. AFC (1), 2008  
AFC (0) vs. NFC (1), 2018

### PUNT RETURNS

Most Punt Returns, Game  
7 NFC, 1985, 1987  
AFC, 1995  
Fewest Punt Returns, Game  
0 AFC, 1984, 1989, 2008, 2022  
NFC, 2005, 2008, 2011, 2012, 2018-20, 2022  
Team Irvin, 2016  
Most Punt Returns, Both Teams, Game  
11 NFC (7) vs. AFC (4), 1985  
Fewest Punt Returns, Both Teams, Game  
0 NFC (0) vs. AFC (0), 2008

### YARDS GAINED

Most Yards Gained, Game  
177 AFC, 1976  
Fewest Yards Gained, Game  
-1 NFC, 1991  
Most Yards Gained, Both Teams, Game  
263 AFC (177) vs. NFC (86), 1976  
Fewest Yards Gained, Both Teams, Game  
0 NFC (0) vs. AFC (0), 2008  
0 NFC (0) vs. AFC (0), 2018

### TOUCHDOWNS

Most Touchdowns, Game  
2 NFC, 1971

### KICKOFF RETURNS

Most Kickoff Returns, Game  
10 AFC, 2004  
Fewest Kickoff Returns, Game  
1 NFC, 1971, 1984, 1994  
AFC, 1988, 1991, 2012  
Most Kickoff Returns, Both Teams, Game  
18 AFC (10) vs. NFC (8), 2004  
Fewest Kickoff Returns, Both Teams, Game  
5 NFC (2) vs. AFC (3), 1979  
AFC (1) vs. NFC (4), 1988  
NFC (2) vs. AFC (3), 1992  
NFC (1) vs. AFC (4), 1994  
AFC (1) vs. NFC (4), 2012

### YARDS GAINED

Most Yards Gained, Game  
326 AFC, 2011  
Fewest Yards Gained, Game  
6 NFC, 1971  
Most Yards Gained, Both Teams, Game  
461 NFC (247) vs. AFC (214), 2004  
Fewest Yards Gained, Both Teams, Game  
99 NFC (48) vs. AFC (51), 1987

### TOUCHDOWNS

Most Touchdowns, Game  
1 AFC, 2005

**FUMBLES**

Most Fumbles, Game

10 NFC, 1974

Most Fumbles, Both Teams, Game

15 NFC (10) vs. AFC (5), 1974

---

**RECOVERIES**

Most Fumbles Recovered, Game

10 NFC, 1974 (6 own, 4 opp)

Most Fumbles Lost, Game

4 AFC, 1974, 1988

NFC, 1974

---

**YARDS GAINED**

Most Yards Gained, Game

87 AFC, 1985

---

**TOUCHDOWNS**

Most Touchdowns, Game

1 AFC, 1985, 2007, 2011, 2020, 2022

NFC, 1990, 2011

---

**TURNOVERS**

(Number of times losing the ball on interceptions and fumbles.)

Most Turnovers, Game

8 AFC, 1974

Fewest Turnovers, Game

0 AFC, 1991, 1997

NFC, 1991, 1995, 1996, 2001

Most Turnovers, Both Teams, Game

12 AFC (8) vs. NFC (4), 1974

Fewest Turnovers, Both Teams, Game

0 AFC vs. NFC, 1991

## INTERCONFERENCE GAMES

### AFC VS. NFC (REGULAR SEASON), 1970-2021

	Balt	Buff	Cin	Cle	Den	Hou	Ind	Jax	KC	LV
1970		0-3	1-2	0-3	2-2		3-0		0-2-1	1-2
1971		0-3	1-2	2-1	1-3		2-1		2-1	1-1-1
1972		2-0-1	2-1	1-2	1-3		0-3		2-1	3-0
1973		2-1	2-1	1-2	0-3-1		2-1		1-1-1	2-1
1974		2-1	2-1	1-2	2-2		1-2		1-2	3-0
1975		1-2	3-0	1-3	2-1		2-1		2-1	3-0
1976		0-2	2-0	2-0	2-0		0-2		1-1	3-0
1977		1-1	2-1	1-1	1-1		1-1		1-1	1-1
1978		1-1	2-2	4-0	2-2		2-2		0-2	4-0
1979		2-2	2-2	3-1	3-1		1-1		0-2	4-0
1980		3-1	2-2	3-1	3-1		1-1		2-0	2-2
1981		1-3	2-2	3-1	3-1		0-4		2-2	2-2
1982		1-2	1-0	0-2	2-1		0-1-1		0-3	3-0
1983		1-3	3-1	2-2	0-2		2-0		2-2	2-2
1984		1-3	2-2	1-3	3-1		0-4		1-1	3-1
1985		0-2	2-2	1-3	3-1		3-1		2-2	3-1
1986		1-1	3-1	2-2	3-1		1-3		1-1	1-3
1987		1-2	1-2	2-2	2-1-1		1-0		1-2	2-2
1988		2-2	4-0	4-0	3-1		2-2		0-2	1-3
1989		1-3	2-2	3-1	2-2		1-3		2-0	2-2
1990		3-1	1-3	1-3	1-3		2-2		4-0	3-1
1991		3-1	1-3	0-4	2-0		0-4		2-2	2-2
1992		4-0	1-3	2-2	1-3		2-0		2-2	2-2
1993		4-0	2-2	3-1	1-3		0-4		2-2	3-1
1994		1-3	1-3	3-1	1-3		0-2		3-1	3-1
1995		3-1	2-2	1-3	2-2		2-2	0-4	3-1	3-1
1996	2-2	4-0	2-2		3-1		3-1	2-2	4-0	1-3
1997	2-1-1	1-3	2-2		3-1		1-3	2-2	4-0	2-2
1998	1-3	3-1	1-3		3-1		0-4	3-1	3-1	3-1
1999	2-1	3-1	1-2	1-2	2-2		4-0	4-0	2-2	3-1
2000	2-1	2-2	1-2	0-3	3-1		2-2	2-2	2-2	4-0
2001	2-2	1-3	1-2	1-2	3-1		1-3	1-2	1-3	3-1
2002	0-4	3-1	1-3	2-2	4-0	2-2	2-2	2-2	2-2	2-2
2003	3-1	2-2	2-2	2-2	1-3	2-2	3-1	2-2	3-1	1-3
2004	3-1	4-0	4-0	1-3	3-1	1-3	4-0	3-1	1-3	2-2
2005	2-2	0-4	4-0	2-2	3-1	1-3	3-1	3-1	1-3	2-2
2006	3-1	2-2	2-2	1-3	1-3	0-4	3-1	3-1	4-0	1-3
2007	3-1	1-3	1-3	3-1	1-3	3-1	4-0	3-1	1-3	0-4
2008	3-1	2-2	1-2-1	1-3	3-1	3-1	2-2	2-2	0-4	1-3
2009	2-2	2-2	3-1	0-4	2-2	3-1	4-0	1-3	1-3	1-3
2010	3-1	1-3	1-3	2-2	1-3	1-3	2-2	1-3	4-0	2-2
2011	3-1	2-2	3-1	1-3	2-2	2-2	0-4	1-3	3-1	2-2
2012	2-2	1-3	3-1	0-4	3-1	2-2	3-1	0-4	2-2	0-4
2013	2-2	1-3	3-1	1-3	4-0	0-4	2-2	0-4	4-0	0-4
2014	4-0	4-0	3-0-1	3-1	2-2	1-3	2-2	1-3	2-2	1-3
2015	1-3	1-3	3-1	1-3	4-0	2-2	2-2	0-4	1-3	0-4
2016	1-3	3-1	1-2-1	0-4	3-1	2-2	3-1	1-3	3-1	3-1
2017	2-2	2-2	1-3	0-4	1-3	1-3	1-3	1-3	2-2	1-3
2018	2-2	2-2	2-2	2-2	2-2	2-2	3-1	1-3	2-2	1-3
2019	4-0	3-1	0-4	0-4	1-3	2-2	2-2	0-4	3-1	2-2
2020	4-0	3-1	0-3-1	4-0	1-3	1-3	4-0	0-4	4-0	2-2
2021	3-2	4-1	2-3	3-2	4-1	0-5	2-3	0-5	5-0	2-3
<b>Total</b>	<b>61-41-1</b>	<b>98-92-1</b>	<b>97-92-4</b>	<b>78-105</b>	<b>111-86-2</b>	<b>31-50</b>	<b>93-90-1</b>	<b>39-69</b>	<b>103-78-2</b>	<b>104-94-1</b>



## INTERCONFERENCE GAMES

### AFC VS. NFC (REGULAR SEASON), 1970-2021

	LAC	Mia	NE	NYJ	Pitt	Sea	TB	Tenn	TOTALS
1970	1-2	2-1	0-3	2-1	0-3			0-3	12-27-1
1971	2-1	3-0	0-3	0-3	1-2			0-2-1	15-23-2
1972	0-3	3-0	3-0	1-2	2-1			0-3	20-19-1
1973	1-2	3-0	2-1	0-3	3-0			0-3	19-19-2
1974	1-2	2-1	3-0	2-1	3-0			0-3	23-17
1975	0-3	3-0	1-2	0-3	2-1			3-0	23-17
1976	2-0	0-2	1-1	0-2	1-1		0-1	2-0	16-12
1977	1-1	2-0	2-0	1-1	2-0	1-0		2-0	19-9
1978	2-2	3-1	2-2	1-3	3-1	3-1		2-2	31-21
1979	3-1	4-0	3-1	3-1	3-1	3-1		2-2	36-16
1980	2-2	4-0	1-3	1-3	4-0	1-3		4-0	33-19
1981	2-2	1-3	0-4	2-0	3-1	0-2		1-3	24-28
1982	1-0	1-1	0-1	4-0	1-0	1-0		0-3	15-14-1
1983	2-2	3-1	2-2	3-1	2-2	1-3		1-3	26-26
1984	4-0	4-0	0-4	0-2	3-1	4-0		0-4	26-26
1985	1-1	3-1	3-1	2-2	1-3	2-2		1-3	27-25
1986	0-4	2-2	3-1	2-2	2-2	3-1		2-2	26-26
1987	2-0	3-0	0-3	0-4	2-2	4-0		2-2	23-22-1
1988	2-2	3-1	2-2	2-0	1-3	1-3		3-1	30-22
1989	2-2	2-0	0-4	1-3	3-1	0-4		3-1	24-28
1990	1-1	2-2	0-4	2-0	3-1	2-2		1-3	26-26
1991	1-3	3-1	1-1	2-2	0-4	1-3		1-3	19-33
1992	2-0	2-2	0-4	0-4	1-3	0-4		3-1	22-30
1993	2-2	3-1	1-1	2-2	2-2	0-2		2-2	27-25
1994	2-2	2-2	4-0	1-3	2-2	2-0		0-4	25-27
1995	3-1	2-2	0-4	0-4	2-2	3-1		1-3	27-33
1996	1-3	2-2	2-2	1-3	2-2	2-2		2-2	32-28
1997	1-3	1-3	1-3	3-1	2-2	2-2		4-0	31-28-1
1998	1-3	3-1	2-2	2-2	2-2	3-1		1-3	31-29
1999	1-3	2-2	3-1	2-2	3-0	2-2		3-1	38-22
2000	0-4	2-2	0-4	3-1	1-2	2-2		4-0	30-30
2001	2-2	2-2	3-1	2-2	3-0	1-3		3-1	30-30
2002	2-2	2-2	3-1	3-1	2-1-1			2-2	34-29-1
2003	2-2	3-1	3-1	0-4	1-3			4-0	34-30
2004	3-1	2-2	4-0	3-1	4-0			2-2	44-20
2005	2-2	2-2	3-1	1-3	4-0			1-3	34-30
2006	4-0	3-1	4-0	3-1	3-1			3-1	40-24
2007	2-2	0-4	4-0	0-4	3-1			3-1	32-32
2008	1-3	3-1	4-0	2-2	2-2			4-0	34-29-1
2009	4-0	2-2	3-1	2-2	3-1			4-0	37-27
2010	2-2	2-2	4-0	2-2	3-1			3-1	34-30
2011	1-3	1-3	3-1	2-2	3-1			2-2	31-33
2012	0-4	2-2	1-3	2-2	3-1			1-3	25-39
2013	3-1	1-3	3-1	3-1	2-2			1-3	30-34
2014	3-1	2-2	3-1	0-4	2-2			0-4	33-30-1
2015	1-3	2-2	3-1	3-1	3-1			2-2	29-35
2016	1-3	3-1	3-1	1-3	2-2			3-1	33-30-1
2017	3-1	1-3	3-1	0-4	3-1			1-3	23-41
2018	3-1	1-3	3-1	1-3	3-1			4-0	34-30
2019	2-2	1-3	4-0	3-1	2-2			2-2	31-33
2020	1-3	3-1	1-3	1-3	3-1			3-1	35-28-1
2021	3-2	3-2	2-3	0-5	2-2-1			4-1	39-40-1
<b>Total</b>	<b>91-97</b>	<b>117-77</b>	<b>106-85</b>	<b>79-112</b>	<b>118-73-2</b>	<b>44-44</b>	<b>0-1</b>	<b>102-95-1</b>	<b>1,472-1,381-15</b>

## INTERCONFERENCE GAMES

### NFC VS. AFC (REGULAR SEASON), 1970-2021

	Ariz	Atl	Car	Chi	Dall	Det	GB	LAR	Minn
1970	2-0-1	1-2		1-2	3-0	3-0	2-1	2-1	2-1
1971	2-1	3-0		1-2	3-0	4-0	2-1	1-2	2-1
1972	1-2	2-2		1-2	3-0	2-0-1	2-1	1-2	1-2
1973	0-2-1	2-1		2-2	2-1	0-3	1-1-1	3-0	2-1
1974	2-1	0-3		0-3	2-1	1-2	2-1	3-1	2-1
1975	2-1	1-2		0-3	2-1	1-2	0-3	3-0	4-0
1976	1-1	0-2		0-2	2-0	2-0	0-2	1-1	2-0
1977	0-2	0-2		1-1	1-1	2-0	0-3	2-0	1-1
1978	0-4	1-3		0-4	3-1	2-2	2-2	2-2	1-3
1979	1-3	1-3		2-2	1-3	0-4	1-3	2-2	1-3
1980	1-1	2-2		0-4	3-1	0-2	1-3	2-2	1-3
1981	3-1	1-3		4-0	4-0	2-2	1-1	1-3	1-3
1982		1-1		1-1	2-1	0-1	1-1-1	1-2	1-3
1983	3-1	3-1		1-1	2-2	1-3	2-2	1-3	4-0
1984	3-1	1-3		2-2	2-2	0-4	0-4	3-1	0-4
1985	2-2	0-4		3-1	3-1	2-2	0-4	3-1	2-0
1986	1-1	1-3		4-0	1-3	1-3	1-3	2-2	1-3
1987	0-1	0-4		2-2	2-1	0-4	1-2-1	1-2	2-1
1988	1-3	1-3		3-1	0-4	1-1	1-3	2-2	2-2
1989	1-3	2-2		2-2	0-2	1-3	0-2	3-1	2-2
1990	2-2	2-2		2-2	1-1	1-3	1-3	2-2	2-2
1991	1-1	3-1		2-2	3-1	4-0	1-3	1-3	0-2
1992	0-2	2-2		1-3	4-0	2-2	3-1	2-2	3-1
1993	1-1	1-3		2-2	2-2	2-0	3-1	2-2	2-2
1994	3-1	1-3		3-1	3-1	2-2	1-3	2-2	2-2
1995	1-3	2-2	3-1	2-2	4-0	3-1	4-0	1-3	3-1
1996	0-4	0-4	3-1	2-2	2-2	1-3	3-1	2-2	1-3
1997	1-3	2-2	2-2	2-2	2-2	2-2	3-1	0-4	3-1
1998	1-3	3-1	1-3	2-2	1-3	1-3	3-1	3-1	4-0
1999	0-4	0-4	2-2	2-2	1-3	1-3	2-2	3-1	2-2
2000	1-3	1-3	2-2	2-2	1-3	2-2	1-3	3-1	3-1
2001	3-1	1-3	0-4	3-1	0-4	0-4	3-1	4-0	1-3
2002	0-4	2-1-1	3-1	1-3	2-2	0-4	3-1	2-2	1-3
2003	1-3	1-3	2-2	3-1	2-2	1-3	3-1	4-0	2-2
2004	1-3	3-1	1-3	1-3	1-3	1-3	1-3	1-3	3-1
2005	1-3	3-1	3-1	1-3	2-2	2-2	0-4	3-1	1-3
2006	0-4	2-2	2-2	2-2	3-1	1-3	1-3	2-2	0-4
2007	3-1	1-3	0-4	3-1	3-1	3-1	4-0	0-4	2-2
2008	2-2	3-1	4-0	2-2	2-2	0-4	1-3	0-4	2-2
2009	2-2	3-1	0-4	2-2	2-2	1-3	2-2	0-4	3-1
2010	2-2	3-1	0-4	3-1	2-2	1-3	2-2	2-2	1-3
2011	1-3	3-1	3-1	1-3	2-2	4-0	3-1	1-3	0-4
2012	2-2	4-0	2-2	3-1	3-1	1-3	3-1	1-3	3-1
2013	4-0	1-3	3-1	4-0	1-3	1-3	2-2	3-1	1-3
2014	3-1	0-4	1-2-1	1-3	4-0	2-2	3-1	2-2	1-3
2015	3-1	3-1	4-0	3-1	1-3	1-3	3-1	1-3	3-1
2016	1-3	2-2	1-3	0-4	4-0	2-2	2-2	1-3	3-1
2017	3-1	1-3	4-0	4-0	2-2	1-3	2-2	4-0	3-1
2018	0-4	0-4	2-2	2-2	1-3	2-2	3-1	4-0	2-2
2019	2-2	1-3	3-1	1-3	1-3	1-3	3-1	2-2	3-1
2020	2-2	2-2	1-3	2-2	1-3	1-3	3-1	1-3	2-2
2021	4-1	3-2	2-3	2-3	2-3	0-4-1	4-1	4-1	2-3
<b>Total</b>	<b>77-103-2</b>	<b>82-115-1</b>	<b>54-54-1</b>	<b>96-100</b>	<b>106-87</b>	<b>72-117-2</b>	<b>96-96-3</b>	<b>102-96</b>	<b>98-97</b>

## INTERCONFERENCE GAMES

### NFC VS. AFC (REGULAR SEASON), 1970-2021

	NO	NYG	Phil	SF	Sea	TB	Wash	TOTALS
1970	0-3	3-0	2-1	4-0			2-1	27-12-1
1971	0-1-2	1-2	1-2	2-1			1-2	23-15-2
1972	0-3	1-2	2-1	2-1			1-2	19-20-1
1973	1-2	1-2	2-1	1-2			2-1	19-19-2
1974	0-3	1-2	2-1	0-3			2-1	17-23
1975	0-3	2-1	0-3	1-2			1-2	17-23
1976	1-2	0-2	0-2	1-1	1-0		1-1	12-16
1977	0-2	0-2	1-1	0-2		0-1	1-1	9-19
1978	1-3	1-1	3-1	1-3		2-0	2-2	21-31
1979	0-4	1-1	2-2	0-4		2-0	2-2	16-36
1980	1-3	1-3	3-1	2-2		1-3	1-3	19-33
1981	2-2	1-1	3-1	3-1		0-4	2-2	28-24
1982	1-0	1-0	2-1	1-3		2-1		14-15-1
1983	1-3	0-4	1-1	2-2		1-3	4-0	26-26
1984	3-1	2-0	3-1	3-1		1-1	3-1	26-26
1985	0-4	2-2	1-1	3-1		0-4	4-0	25-27
1986	1-3	3-1	2-2	4-0		1-1	3-1	26-26
1987	4-0	2-1	3-1	3-1		0-2	2-1	22-23-1
1988	4-0	1-1	2-2	2-2		1-3	1-3	22-30
1989	4-0	4-0	3-1	4-0		0-4	2-2	28-24
1990	2-2	3-1	1-3	4-0		0-2	3-1	26-26
1991	3-1	3-1	4-0	3-1		1-3	4-0	33-19
1992	3-1	2-2	3-1	3-1		0-2	2-2	30-22
1993	2-2	2-2	2-2	2-2		1-3	1-3	25-27
1994	1-3	3-1	1-3	3-1		1-1	1-1	27-25
1995	4-0	0-4	1-3	3-1		2-2	0-4	33-27
1996	1-3	2-2	2-2	4-0		2-2	3-1	28-32
1997	2-2	1-3	2-1-1	2-2		3-1	1-3	28-31-1
1998	1-3	3-1	0-4	2-2		2-2	2-2	29-31
1999	0-4	2-2	1-3	1-3		3-1	2-2	22-38
2000	1-3	3-1	3-1	2-2		3-1	2-2	30-30
2001	2-2	2-2	3-1	4-0		2-2	2-2	30-30
2002	2-2	2-2	1-3	2-2	2-2	3-1	3-1	29-34-1
2003	1-3	1-3	3-1	1-3	2-2	1-3	2-2	30-34
2004	2-2	1-3	2-2	0-4	1-3	1-3	0-4	20-44
2005	2-2	3-1	3-1	1-3	3-1	2-2	0-4	30-34
2006	1-3	1-3	1-3	2-2	2-2	2-2	2-2	24-40
2007	1-3	3-1	3-1	1-3	2-2	1-3	2-2	32-32
2008	3-1	3-1	2-1-1	2-2	1-3	1-3	1-3	29-34-1
2009	4-0	2-2	2-2	1-3	1-3	0-4	2-2	27-37
2010	2-2	2-2	3-1	2-2	1-3	2-2	2-2	30-34
2011	4-0	4-0	2-2	3-1	1-3	1-3	0-4	33-31
2012	2-2	1-3	2-2	4-0	3-1	3-1	2-2	39-25
2013	2-2	1-3	1-3	3-1	3-1	2-2	2-2	34-30
2014	1-3	2-2	4-0	1-3	2-2	1-3	2-2	30-33-1
2015	2-2	2-2	3-1	1-3	3-1	1-3	1-3	35-29
2016	1-3	3-1	2-2	0-4	4-0	2-2	2-1-1	30-33-1
2017	3-1	2-2	3-1	3-1	2-2	2-2	2-2	41-23
2018	4-0	1-3	3-1	2-2	2-2	1-3	1-3	30-34
2019	4-0	1-3	2-2	3-1	3-1	2-2	1-3	33-31
2020	2-2	1-3	0-3-1	2-2	3-1	3-1	2-2	28-35-1
2021	2-3	1-4	2-3	3-2	3-2	5-0	1-4	40-39-1
<b>Total</b>	<b>91-104-2</b>	<b>91-94</b>	<b>105-86-3</b>	<b>109-91</b>	<b>45-37</b>	<b>67-94</b>	<b>90-101-1</b>	<b>1,381-1,472-15</b>

# INTERCONFERENCE GAMES

## INTERCONFERENCE VICTORIES, 1970-2021

	AFC	NFC	Tie
1970	12	27	1
1971	15	23	2
1972	20	19	1
1973	19	19	2
1974	23	17	0
1975	23	17	0
1976	16	12	0
1977	19	9	0
1978	31	21	0
1979	36	16	0
1980	33	19	0
1981	24	28	0
1982	15	14	1
1983	26	26	0
1984	26	26	0
1985	27	25	0
1986	26	26	0
1987	23	22	1
1988	30	22	0
1989	24	28	0
1990	26	26	0
1991	19	33	0
1992	22	30	0
1993	27	25	0
1994	25	27	0
1995	27	33	0
1996	32	28	0
1997	31	28	1
1998	31	29	0
1999	38	22	0
2000	30	30	0
2001	30	30	0
2002	34	29	1
2003	34	30	0
2004	44	20	0
2005	34	30	0
2006	40	24	0
2007	32	32	0
2008	34	29	1
2009	37	27	0
2010	34	30	0
2011	31	33	0
2012	25	39	0
2013	30	34	0
2014	33	30	1
2015	29	35	0
2016	33	30	1
2017	23	41	0
2018	34	30	0
2019	31	33	0
2020	35	28	1
2021	39	40	1
<b>Total</b>	<b>1,472</b>	<b>1,381</b>	<b>15</b>

## REGULAR-SEASON INTERCONFERENCE RECORDS, 1970-2021

AMERICAN FOOTBALL CONFERENCE					NATIONAL FOOTBALL CONFERENCE				
East	W	L	T	Pct.	East	W	L	T	Pct.
Miami	117	77	0	.603	Dallas	106	87	0	.549
New England	106	85	0	.555	Philadelphia	105	86	3	.549
Buffalo	98	92	1	.516	N.Y. Giants	91	94	0	.492
N.Y. Jets	79	112	0	.414	Washington	90	101	1	.471
North	W	L	T	Pct.	North	W	L	T	Pct.
Pittsburgh	118	73	2	.617	Minnesota	98	97	0	.503
Baltimore	61	41	1	.597	Green Bay	96	96	3	.500
Cincinnati	97	92	4	.513	Chicago	96	100	0	.490
Cleveland	78	105	0	.426	Detroit	72	117	2	.382
South	W	L	T	Pct.	South	W	L	T	Pct.
Tennessee+	102	95	1	.518	Carolina	54	54	1	.500
Indianapolis	93	90	1	.508	New Orleans+	91	104	2	.467
Houston	31	50	0	.383	Atlanta+	82	115	1	.417
Jacksonville	39	69	0	.361	Tampa Bay*	67	95	0	.414
West	W	L	T	Pct.	West	W	L	T	Pct.
Kansas City+	103	78	2	.569	San Francisco	109	91	0	.545
Denver	111	86	2	.563	Seattle*#	89	81	0	.524
Las Vegas+	104	94	1	.525	L.A. Rams	102	96	0	.515
L.A. Chargers	91	97	0	.484	Arizona	77	103	2	.428

\* Records include one game played between Seattle and Tampa Bay, won by the Seahawks 13-10, in their inaugural season (1976) when Seattle competed in the NFC and Tampa Bay in the AFC.

# Seattle was a member of the AFC from 1977-2001.

+ From 1970-71, tie games were not included in winning percentage.

*For a year-by-year breakdown of each team's won/loss record in Interconference Games, please visit [www.NFL.com](http://www.NFL.com).*

## HISTORY OF OVERTIME GAMES

## PRESEASON

Aug. 28, 1955	Los Angeles 23, New York Giants 17, at Portland, Oregon	Aug. 16, 1991	Cleveland 24, Washington 21, at Washington
Aug. 24, 1962	Denver 27, Dallas Texans 24, at Fort Worth, Texas	Aug. 17, 1991	Cincinnati 27, Minnesota 24, at Cincinnati
Aug. 10, 1974	San Diego 20, New York Jets 14, at San Diego	Aug. 23, 1991	Dallas 20, Atlanta 17, at Dallas
Aug. 17, 1974	Pittsburgh 33, Philadelphia 30, at Philadelphia	Aug. 24, 1991	Cincinnati 19, Green Bay 16, at Green Bay
Aug. 17, 1974	Dallas 19, Houston 13, at Dallas	Aug. 22, 1992	Los Angeles Rams 16, Green Bay 13, at Anaheim
Aug. 17, 1974	Cincinnati 13, Atlanta 7, at Atlanta	Aug. 8, 1993	Dallas 13, Detroit 13, at London, England
Sept. 6, 1974	Buffalo 23, New York Giants 17, at Buffalo	Aug. 12, 1995	Washington 16, Houston 13, at Knoxville, Tenn.
Aug. 9, 1975	Baltimore 23, Denver 20, at Denver	Aug. 19, 1995	Indianapolis 20, Green Bay 17, at Green Bay
Aug. 30, 1975	New England 20, Green Bay 17, at Milwaukee	Aug. 3, 1996	Minnesota 23, San Diego 20, at Minnesota
Sept. 13, 1975	Minnesota 14, San Diego 14, at San Diego	Aug. 10, 1996	San Francisco 16, San Diego 13, at San Francisco
Aug. 1, 1976	New England 13, New York Giants 7, at New England	Aug. 1, 1998	Green Bay 27, Kansas City 24, at Tokyo, Japan
Aug. 2, 1976	Kansas City 9, Houston 3, at Kansas City	Aug. 7, 1998	Detroit 13, Arizona 10, at Pontiac, Mich.
Aug. 20, 1976	New Orleans 26, Baltimore 20, at Baltimore	Aug. 22, 1998	Minnesota 25, Carolina 22, at Charlotte, N.C.
Sept. 4, 1976	Dallas 26, Houston 20, at Dallas	Aug. 9, 1999	Cleveland 20, Dallas 17, at Canton, Ohio
Aug. 13, 1977	Seattle 23, Dallas 17, at Seattle	Aug. 4, 2001	Chicago 16, Cincinnati 13, at Chicago
Aug. 28, 1977	New England 13, Pittsburgh 10, at New England	Aug. 18, 2001	San Diego 23, Miami 20, at Miami
Aug. 28, 1977	New York Giants 24, Buffalo 21, at East Rutherford, N.J.	Aug. 18, 2001	Arizona 16, Seattle 13, at Seattle
Aug. 2, 1979	Seattle 12, Minnesota 9, at Minnesota	Aug. 25, 2001	San Diego 13, St. Louis 10, at San Diego
Aug. 4, 1979	Los Angeles 20, Oakland 14, at Los Angeles	Aug. 10, 2002	Kansas City 17, San Francisco 14, at San Francisco
Aug. 24, 1979	Denver 20, New England 17, at Denver	Aug. 31, 2006	Dallas 10, Minnesota 10, at Dallas
Aug. 23, 1980	Tampa Bay 20, Cincinnati 14, at Tampa Bay	Aug. 9, 2008	Carolina 23, Indianapolis 20, at Carolina
Aug. 5, 1981	San Francisco 27, Seattle 24, at Seattle	Aug. 16, 2008	Seattle 29, Chicago 26, at Seattle
Aug. 29, 1981	New Orleans 20, Detroit 17, at New Orleans	Aug. 27, 2011	Buffalo 35, Jacksonville 32, at Buffalo
Aug. 28, 1982	Miami 17, Kansas City 17, at Kansas City		
Sept. 3, 1982	Miami 16, New York Giants 13, at Miami		
Aug. 6, 1983	L.A. Raiders 26, San Francisco 23, at Los Angeles		
Aug. 6, 1983	Atlanta 13, Washington 10, at Atlanta		
Aug. 13, 1983	St. Louis 27, Chicago 24, at St. Louis		
Aug. 18, 1983	New York Jets 20, Cincinnati 17, at Cincinnati		
Aug. 27, 1983	Chicago 20, Kansas City 17, at Chicago		
Aug. 11, 1984	Pittsburgh 20, Philadelphia 17, at Pittsburgh		
Aug. 9, 1985	Buffalo 10, Detroit 10, at Pontiac, Mich.		
Aug. 10, 1985	Minnesota 16, Miami 13, at Miami		
Aug. 17, 1985	Dallas 27, San Diego 24, at San Diego		
Aug. 24, 1985	N.Y. Giants 34, N.Y. Jets 31, at East Rutherford, N.J.		
Aug. 15, 1986	Washington 27, Pittsburgh 24, at Washington		
Aug. 15, 1986	Detroit 30, Seattle 27, at Detroit		
Aug. 23, 1986	Los Angeles Rams 20, San Diego 17, at Anaheim		
Aug. 30, 1986	Minnesota 23, Indianapolis 20, at Indianapolis		
Aug. 23, 1987	Philadelphia 19, New England 13, at New England		
Sept. 5, 1987	Cleveland 30, Green Bay 24, at Milwaukee		
Sept. 6, 1987	Kansas City 13, St. Louis 10, at Memphis, Tenn.		
Aug. 11, 1988	Seattle 16, Detroit 13, at Detroit		
Aug. 19, 1988	Miami 16, Denver 13, at Miami		
Aug. 19, 1988	Green Bay 21, Kansas City 21, at Milwaukee		
Aug. 20, 1988	Houston 20, Los Angeles Rams 17, at Anaheim		
Aug. 21, 1988	Minnesota 19, Phoenix 16, at Phoenix		
Aug. 5, 1989	Los Angeles Rams 16, San Francisco 13, at Tokyo, Japan		
Aug. 26, 1989	Denver 24, Dallas 21, at Denver		
Sept. 1, 1989	N.Y. Jets 15, Kansas City 13, at Kansas City		
Aug. 24, 1990	Cincinnati 13, New England 10, at New England		

## OVERTIME GAMES

\* indicates Monday-night game

# indicates Thursday/Saturday/Sunday-night game

+ indicates Thanksgiving Day game

### REGULAR SEASON

**Sept. 22, 1974—Pittsburgh Steelers 35, Denver Broncos 35**, at Denver; Steelers win toss. Gilliam's pass intercepted and returned by Rowser to Denver's 42. Turner misses 41-yard field goal. Walden punts and Greer returns to Broncos' 39. Van Heusen punts and Edwards returns to Steelers' 16. Game ends with Steelers on own 26.

**Nov. 10, 1974—New York Jets 26, New York Giants 20**, at New Haven, Conn.; Giants win toss. Gogolak misses 42-yard field goal. Namath passes to Boozer for five yards and touchdown at 6:53.

**Sept. 28, 1975—Dallas Cowboys 37, St. Louis Cardinals 31**, at Dallas; Cardinals win toss. Hart's pass intercepted and returned by Jordan to Cardinals' 37. Staubach passes to DuPree for three yards and touchdown at 7:53.

**Oct. 12, 1975—Los Angeles Rams 13, San Diego Chargers 10**, at San Diego; Chargers win toss. ParTEE punts to Rams' 14. Dempsey kicks 22-yard field goal at 9:27.

**Nov. 2, 1975—Washington Redskins 30, Dallas Cowboys 24**, at Washington; Cowboys win toss. Staubach's pass intercepted and returned by Houston to Cowboys' 35. Kilmer runs one yard for touchdown at 6:34.

**Nov. 16, 1975—St. Louis Cardinals 20, Washington Redskins 17**, at St. Louis; Cardinals win toss. Bakken kicks 37-yard field goal at 7:00.

**Nov. 23, 1975—Kansas City Chiefs 24, Detroit Lions 21**, at Kansas City; Lions win toss. Chiefs take over on downs at own 38. Stenerud kicks 26-yard field goal at 6:44.

**Nov. 23, 1975—Oakland Raiders 26, Washington Redskins 23**, at Washington; Redskins win toss. Bragg punts to Raiders' 42. Blanda kicks 27-yard field goal at 7:13.

**Nov. 30, 1975—Denver Broncos 13, San Diego Chargers 10**, at Denver; Broncos win toss. Turner kicks 25-yard field goal at 4:13.

**Nov. 30, 1975—Oakland Raiders 37, Atlanta Falcons 34**, at Oakland; Falcons win toss. James punts to Raiders' 16. Guy punts and Herron returns to Falcons' 41. Nick Mike-Mayer misses 45-yard field goal. Guy punts into Falcons' end zone. James punts to Raiders' 39. Blanda kicks 36-yard field goal at 15:00.

**Dec. 14, 1975—Baltimore Colts 10, Miami Dolphins 7**, at Baltimore; Dolphins win toss. Seiple punts to Colts' 4. Linhart kicks 31-yard field goal at 12:44.

**Sept. 19, 1976—Minnesota Vikings 10, Los Angeles Rams 10**, at Minnesota; Vikings win toss. Tarkenton's pass intercepted by Monte Jackson and returned to Minnesota 16. Allen blocks Dempsey's 30-yard field goal attempt, ball rolls into end zone for touchback. Clabo punts and Scribner returns to Rams' 20. Rusty Jackson punts to Vikings' 35. Tarkenton's pass intercepted by Kay at Rams' 1, no return. Game ends with Rams on own 3.

\* **Sept. 27, 1976—Washington Redskins 20, Philadelphia Eagles 17**, at Philadelphia; Eagles win toss. Jones punts and E. Brown loses one yard on return to Redskins' 40. Bragg punts 51 yards into end zone for touchback. Jones punts and E. Brown returns to Redskins' 42. Bragg punts and Marshall returns to Eagles' 41. Boryla's pass intercepted by Dusek at Redskins' 37, no return. Bragg punts and Bradley returns. Philadelphia holding penalty moves ball back to Eagles' 8. Boryla pass intercepted by E. Brown and returned to Eagles' 22. Moseley kicks 29-yard field goal at 12:49.

**Oct. 17, 1976—Kansas City Chiefs 20, Miami Dolphins 17**, at Miami; Chiefs win toss. Wilson punts into end zone for touchback. Bulaich fumbles into Kansas City end zone, Collier recovers for touchback. Stenerud kicks 34-yard field goal at 14:48.

**Oct. 31, 1976—St. Louis Cardinals 23, San Francisco 49ers 20**, at St. Louis; Cardinals win toss. Joyce punts and Leonard fumbles on return, Jones recovers at 49ers' 43. Bakken kicks 21-yard field goal at 6:42.

**Dec. 5, 1976—San Diego Chargers 13, San Francisco 49ers 7**, at San Diego; Chargers win toss. Morris runs 13 yards for touchdown

at 5:12.

**Sept. 18, 1977—Dallas Cowboys 16, Minnesota Vikings 10**, at Minnesota; Vikings win toss. Dallas starts on Vikings' 47 after a punt early in the overtime period. Staubach scores seven plays later on a four-yard run at 6:14.

\* **Sept. 26, 1977—Cleveland Browns 30, New England Patriots 27**, at Cleveland; Browns win toss. Sipe throws a 22-yard pass to Logan at Patriots' 19. Cockroft kicks 35-yard field goal at 4:45.

**Oct. 16, 1977—Minnesota Vikings 22, Chicago Bears 16**, at Minnesota; Bears win toss. Parsons punts 53 yards to Vikings' 18. Minnesota drives to Bears' 11. On a first-and-10, Vikings fake a field goal and holder Krause hits Voigt with a touchdown pass at 6:45.

**Oct. 30, 1977—Cincinnati Bengals 13, Houston Oilers 10**, at Cincinnati; Bengals win toss. Bahr kicks a 22-yard field goal at 5:51.

**Nov. 13, 1977—San Francisco 49ers 10, New Orleans Saints 7**, at New Orleans; Saints win toss. Saints fail to move ball and Blanchard punts to 49ers' 41. Wersching kicks a 33-yard field goal at 6:33.

**Dec. 18, 1977—Chicago Bears 12, New York Giants 9**, at East Rutherford, N.J.; Giants win toss. The ball changes hands eight times before Thomas kicks a 28-yard field goal at 14:51.

**Sept. 10, 1978—Cleveland Browns 13, Cincinnati Bengals 10**, at Cleveland; Browns win toss. Collins returns kickoff 41 yards to Browns' 47. Cockroft kicks 27-yard field goal at 4:30.

\* **Sept. 11, 1978—Minnesota Vikings 12, Denver Broncos 9**, at Minnesota; Vikings win toss. Danmeier kicks 44-yard field goal at 2:56.

**Sept. 24, 1978—Pittsburgh Steelers 15, Cleveland Browns 9**, at Pittsburgh; Steelers win toss. Cunningham scores on a 37-yard "gadget" pass from Bradshaw at 3:43. Steelers start winning drive on their 21.

**Sept. 24, 1978—Denver Broncos 23, Kansas City Chiefs 17**, at Kansas City; Broncos win toss. Dilts punts to Kansas City. Chiefs advance to Broncos' 40 where Reed fails to make first down on fourth-and-one situation. Broncos march downfield. Preston scores two-yard touchdown at 10:28.

**Oct. 1, 1978—Oakland Raiders 25, Chicago Bears 19**, at Chicago; Bears win toss. Both teams punt on first possession. On Chicago's second offensive series, Colzie intercepts Avellini's pass and returns it to Bears' 3. Three plays later, Whittington runs two yards for a touchdown at 5:19.

**Oct. 15, 1978—Dallas Cowboys 24, St. Louis Cardinals 21**, at St. Louis; Cowboys win toss. Dallas drives from its 23 into field goal range. Seipten kicks 27-yard field goal at 3:28.

**Oct. 29, 1978—Denver Broncos 20, Seattle Seahawks 17**, at Seattle; Broncos win toss. Ball changes hands four times before Turner kicks 18-yard field goal at 12:59.

**Nov. 12, 1978—San Diego Chargers 29, Kansas City Chiefs 23**, at San Diego; Chiefs win toss. Fouts hits Jefferson for decisive 14-yard touchdown pass on the last play (15:00) of overtime period.

**Nov. 12, 1978—Washington Redskins 16, New York Giants 13**, at Washington; Redskins win toss. Moseley kicks winning 45-yard field goal at 8:32 after missing first down field goal attempt of 35 yards at 4:50.

**Nov. 26, 1978—Green Bay Packers 10, Minnesota Vikings 10**, at Green Bay; Packers win toss. Both teams have possession of the ball four times.

**Dec. 9, 1978—Cleveland Browns 37, New York Jets 34**, at Cleveland; Browns win toss. Cockroft kicks 22-yard field goal at 3:07.

**Sept. 2, 1979—Atlanta Falcons 40, New Orleans Saints 34**, at New Orleans; Falcons win toss. Bartkowski's pass intercepted by Myers and returned to Falcons' 46. Erxleben punts to Falcons' 4. James punts to Chandler on Saints' 43. Erxleben punts and Ryckman returns to Falcons' 28. James punts and Chandler returns to Saints' 36. Erxleben retrieves punt snap on Saints' 1 and attempts pass. Mayberry intercepts and returns six yards for touchdown at 8:22.

**Sept. 2, 1979—Cleveland Browns 25, New York Jets 22**, at New York; Jets win toss. Leahy's 43-yard field goal attempt goes wide right at 4:41. Evans's punt blocked by Dykes is recovered by Newton. Ramsey punts into end zone for touchback. Evans punts and

## OVERTIME GAMES

Harper returns to Jets' 24. Robinson's pass intercepted by Davis and returned 33 yards to Jets' 31. Cockroft kicks 27-yard field goal at 14:45.

\* **Sept. 3, 1979—Pittsburgh Steelers 16, New England Patriots 13**, at Foxboro; Patriots win toss. Hare punts to Swann at Steelers' 31. Bahr kicks 41-yard field goal at 5:10.

**Sept. 9, 1979—Tampa Bay Buccaneers 29, Baltimore Colts 26**, at Baltimore; Colts win toss. Landry fumbles, recovered by Kollar at Colts' 14. O'Donoghue kicks 31-yard, first-down field goal at 1:41.

**Sept. 16, 1979—Denver Broncos 20, Atlanta Falcons 17**, at Atlanta; Broncos win toss. Broncos march 65 yards to Falcons' 7. Turner kicks 24-yard field goal at 6:15.

**Sept. 23, 1979—Houston Oilers 30, Cincinnati Bengals 27**, at Cincinnati; Oilers win toss. Parsley punts and Lusby returns to Bengals' 33. Bahr's 32-yard field goal attempt is wide right at 8:05. Parsley's punt downed on Bengals' 5. McInally punts and Ellender returns to Bengals' 42. Fritsch's third down, 29-yard field goal attempt hits left upright and bounces through at 14:28.

**Sept. 23, 1979—Minnesota Vikings 27, Green Bay Packers 21**, at Minnesota; Vikings win toss. Kramer throws 50-yard touchdown pass to Rashad at 3:18.

**Oct. 28, 1979—Houston Oilers 27, New York Jets 24**, at Houston; Oilers win toss. Oilers march 58 yards to Jets' 18. Fritsch kicks 35-yard field goal at 5:10.

**Nov. 18, 1979—Cleveland Browns 30, Miami Dolphins 24**, at Cleveland; Browns win toss. Sipe passes 39 yards to Rucker for touchdown at 1:59.

**Nov. 25, 1979—Pittsburgh 33, Cleveland 30**, at Pittsburgh; Browns win toss. Sipe's pass intercepted by Blount on Steelers' 4. Bradshaw pass intercepted by Bolton on Browns' 12. Evans punts and Bell returns to Steelers' 17. Bahr kicks 37-yard field goal at 14:51.

**Nov. 25, 1979—Buffalo Bills 16, New England Patriots 13**, at Foxboro; Patriots win toss. Hare's punt downed on Bills' 38. Jackson punts and Morgan returns to Patriots' 20. Grogan's pass intercepted by Haslett and returned to Bills' 42. Ferguson's 51-yard pass to Butler sets up N. Mike-Mayer's 29-yard field goal at 9:15.

**Dec. 2, 1979—Los Angeles Rams 27, Minnesota Vikings 21**, at Los Angeles; Rams win toss. Clark punts and Miller returns to Vikings' 25. Kramer's pass intercepted by Brown and returned to Rams' 40. Cromwell, holding for 22-yard field goal attempt, runs around left end untouched for winning score at 6:53.

**Sept. 7, 1980—Green Bay Packers 12, Chicago Bears 6**, at Green Bay; Bears win toss. Parsons punts and Nixon returns 16 yards. Five plays later, Marcol returns own blocked field goal attempt 24 yards for touchdown at 6:00.

**Sept. 14, 1980—San Diego Chargers 30, Oakland Raiders 24**, at San Diego; Raiders win toss. Pastorini's first-down pass intercepted by Edwards. Millen intercepts Fouts' first-down pass and returns to San Diego 46. Bahr's 50-yard field goal attempt partially blocked by Williams and recovered on Chargers' 32. Eight plays later, Fouts throws 24-yard touchdown pass to Jefferson at 8:09.

**Sept. 14, 1980—San Francisco 49ers 24, St. Louis Cardinals 21**, at San Francisco; Cardinals win toss. Swider punts and Robinson returns to 49ers' 32. San Francisco drives 52 yards to St. Louis 16, where Wersching kicks 33-yard field goal at 4:12.

**Oct. 12, 1980—Green Bay Packers 14, Tampa Bay Buccaneers 14**, at Tampa Bay; Packers win toss. Teams trade punts twice. Lee returns second Tampa Bay punt to Green Bay 42. Dickey completes three passes to Buccaneers' 18, where Birney's 36-yard field goal attempt is wide right as time expires.

**Nov. 9, 1980—Atlanta Falcons 33, St. Louis Cardinals 27**, at St. Louis; Falcons win toss. Strong runs 21 yards to touchdown at 4:20.

# **Nov. 20, 1980—San Diego Chargers 27, Miami Dolphins 24**, at Miami; Chargers win toss. Partridge punts into end zone, Dolphins take over on their own 20. Woodley's pass for Nathan intercepted by Lowe and returned 28 yards to Dolphins' 12. Benirschke kicks 28-yard field goal at 7:14.

**Nov. 23, 1980—New York Jets 31, Houston Oilers 28**, at New York; Jets win toss. Leahy kicks 38-yard field goal at 3:58.

+ **Nov. 27, 1980—Chicago Bears 23, Detroit Lions 17**, at Detroit;

Bears win toss. Williams returns kickoff 95 yards for touchdown at 0:21.

**Dec. 7, 1980—Buffalo Bills 10, Los Angeles Rams 7**, at Buffalo; Rams win toss. Corral punts and Hooks returns to Bills' 34. Ferguson's 30-yard pass to Lewis sets up N. Mike-Mayer's 30-yard field goal at 5:14.

**Dec. 7, 1980—San Francisco 49ers 38, New Orleans Saints 35**, at San Francisco; Saints win toss. Exleben's punt downed by Hardy on 49ers' 27. Wersching kicks 36-yard field goal at 7:40.

\* **Dec. 8, 1980—Miami Dolphins 16, New England Patriots 13**, at Miami; Dolphins win toss. Von Schamann kicks 23-yard field goal at 3:20.

**Dec. 14, 1980—Cincinnati Bengals 17, Chicago Bears 14**, at Chicago; Bengals win toss. Breech kicks 28-yard field goal at 4:23.

**Dec. 21, 1980—Los Angeles Rams 20, Atlanta Falcons 17**, at Los Angeles; Rams win toss. Corral's punt downed at Rams' 37. James punts into end zone for touchback. Corral's punt downed on Falcons' 17. Bartkowski fumbles when hit by Harris, recovered by Delaney. Corral kicks 23-yard field goal on first play of possession at 7:00.

**Sept. 27, 1981—Cincinnati Bengals 27, Buffalo Bills 24**, at Cincinnati; Bills win toss. Cater punts into end zone for touchback. Bengals drive to the Bills' 10 where Breech kicks 28-yard field goal at 9:33.

**Sept. 27, 1981—Pittsburgh Steelers 27, New England Patriots 21**, at Pittsburgh; Patriots win toss. Hubach punts and Smith returns five yards to midfield. Four plays later Bradshaw throws 24-yard touchdown pass to Swann at 3:19.

**Oct. 4, 1981—Miami Dolphins 28, New York Jets 28**, at Miami; Jets win toss. Teams trade punts twice. Leahy's 48-yard field goal attempt is wide right as time expires.

**Oct. 25, 1981—New York Giants 27, Atlanta Falcons 24**, at Atlanta; Giants win toss. Jennings' punt goes out of bounds at New York 47. Bright returns Atlanta punt to Giants' 14. Woerner fair catches punt at own 28. Andrews fumbles on first play, recovered by Van Pelt. Danelo kicks 40-yard field goal four plays later at 9:20.

**Oct. 25, 1981—Chicago Bears 20, San Diego Chargers 17**, at Chicago; Bears win toss. Teams trade punts. Bears' second punt returned by Brooks to Chargers' 33. Fouts pass intercepted by Fencik and returned 32 yards to San Diego 27. Roveto kicks 27-yard field goal seven plays later at 9:30.

**Nov. 8, 1981—Chicago Bears 16, Kansas City Chiefs 13**, at Kansas City; Bears win toss. Teams trade punts. Kansas City takes over on downs on its own 38. Fuller's fumble recovered by Harris on Chicago 36. Roveto's 37-yard field goal wide, but Chiefs penalized for leverage. Roveto's 22-yard field goal attempt three plays later is good at 13:07.

**Nov. 8, 1981—Denver Broncos 23, Cleveland Browns 20**, at Denver; Browns win toss. D. Smith recovers Hill's fumble at Denver 48. Morton's 33-yard pass to Upchurch and 6-yard run by Preston set up Steinfort's 30-yard field goal at 4:10.

**Nov. 8, 1981—Miami Dolphins 30, New England Patriots 27**, at New England; Dolphins win toss. Orosz punts and Morgan returns six yards to New England 26. Grogan's pass intercepted by Brudzinski who returns 19 yards to Patriots' 26. Von Schamann kicks 30-yard field goal on first down at 7:09.

**Nov. 15, 1981—Washington Redskins 30, New York Giants 27**, at New York; Giants win toss. Nelms returns Giants' punt 26 yards to New York 47. Five plays later Moseley kicks 48-yard field goal at 3:44.

**Dec. 20, 1981—New York Giants 13, Dallas Cowboys 10**, at New York; Cowboys win toss and kick off. Jennings punts to Dallas 40. Taylor recovers Dorsett's fumble on second down. Danelo's 33-yard field goal attempt hits right upright and bounces back. White's pass for Pearson intercepted by Hunt and returned seven yards to Dallas 24. Four plays later Danelo kicks 35-yard field goal at 6:19.

**Sept. 12, 1982—Washington Redskins 37, Philadelphia Eagles 34**, at Philadelphia; Redskins win toss. Theismann completes five passes for 63 yards to set up Moseley's 26-yard field goal at 4:47.

**Sept. 19, 1982—Pittsburgh Steelers 26, Cincinnati Bengals 20**, at Pittsburgh; Bengals win toss. Anderson's pass intended for Krei-

## OVERTIME GAMES

der intercepted by Woodruff and returned 30 yards to Cincinnati 2. Bradshaw completes two-yard touchdown pass to Stallworth on first down at 1:08.

**Dec. 19, 1982—Baltimore Colts 20, Green Bay Packers 20**, at Baltimore; Packers win toss. K. Anderson intercepts Dickey's first-down pass and returns to Packers' 42. Miller's 44-yard field goal attempt blocked by G. Lewis. Teams trade punts before Stenerud's 47-yard field goal attempt is wide right. Teams trade punts again before time expires in Colts possession.

**Jan. 2, 1983—Tampa Bay Buccaneers 26, Chicago Bears 23**, at Tampa; Bears win toss. Parsons punts to T. Bell at Buccaneers' 40. Capece kicks 33-yard field goal at 3:14.

**Sept. 4, 1983—Baltimore Colts 29, New England Patriots 23**, at New England; Patriots win toss. Cooks runs 52 yards with fumble recovery three plays into overtime at 0:30.

**Sept. 4, 1983—Green Bay Packers 41, Houston Oilers 38**, at Houston; Packers win toss. Stenerud kicks 42-yard field goal at 5:55.

**Sept. 11, 1983—New York Giants 16, Atlanta Falcons 13**, at Atlanta; Giants win toss. Dennis returns kickoff 54 yards to Atlanta 41. Haji-Sheikh kicks 30-yard field goal at 3:38.

**Sept. 18, 1983—New Orleans Saints 34, Chicago Bears 31**, at New Orleans; Bears win toss. Parsons punts and Groth returns five yards to New Orleans 34. Stabler pass intercepted by Schmidt at Chicago 47. Parsons punt downed by Gentry at New Orleans 2. Stabler gains 36 yards in four passes; Wilson 38 on six carries. Andersen kicks 41-yard field goal at 10:57.

**Sept. 18, 1983—Minnesota Vikings 19, Tampa Bay Buccaneers 16**, at Tampa; Vikings win toss. Coleman punts and Bell returns eight yards to Tampa Bay 47. Capece's 33-yard field goal attempt sails wide at 7:26. Dils and Young combine for 48-yard gain to Tampa Bay 27. Ricardo kicks 42-yard field goal at 9:27.

**Sept. 25, 1983—Baltimore Ravens 22, Chicago Bears 19**, at Baltimore; Colts win toss. Allegre kicks 33-yard field goal nine plays later at 4:51.

**Sept. 25, 1983—Cleveland Browns 30, San Diego Chargers 24**, at San Diego; Browns win toss. Walker returns kickoff 33 yards to Cleveland 37. Sipe completes 48-yard touchdown pass to Holt four plays later at 1:53.

**Sept. 25, 1983—New York Jets 27, Los Angeles Rams 24**, at New York; Jets win toss. Ramsey punts to Irvin who returns to 25 but penalty puts Rams on own 13. Holmes 30-yard interception return sets up Leahy's 26-yard field goal at 3:22.

**Oct. 9, 1983—Buffalo Bills 38, Miami Dolphins 35**, at Miami; Dolphins win toss. Von Schamann's 52-yard field goal attempt goes wide at 12:36. Cater punts to Clayton who loses 11 to own 13. Von Schamann's 43-yard field goal attempt sails wide at 5:15. Daneolo kicks 36-yard field goal nine plays later at 13:58.

**Oct. 9, 1983—Dallas Cowboys 27, Tampa Bay Buccaneers 24**, at Dallas; Cowboys win toss. Septien's 51-yard field-goal attempt goes wide but Buccaneers penalized for roughing kicker. Septien kicks 42-yard field goal at 4:38.

**Oct. 23, 1983—Kansas City Chiefs 13, Houston Oilers 10**, at Houston; Chiefs win toss. Lowery kicks 41-yard field goal 13 plays later at 7:41.

**Oct. 23, 1983—Minnesota Vikings 20, Green Bay Packers 17**, at Green Bay; Packers win toss. Scribner's punt downed on Vikings' 42. Ricardo kicks 32-yard field goal eight plays later at 5:05.

\* **Oct. 24, 1983—New York Giants 20, St. Louis Cardinals 20**, at St. Louis; Cardinals win toss. Teams trade punts before O'Donoghue's 44-yard field goal attempt is wide left. Jennings' punt returned by Bird to St. Louis 21. Lomax pass intercepted by Haynes who loses six yards to New York 33. Jennings' punt downed on St. Louis 17. O'Donoghue's 19-yard field goal attempt is wide right. Rutledge's pass intercepted by L. Washington who returns 25 yards to New York 25. O'Donoghue's 42-yard field goal attempt is wide right. Rutledge's pass intercepted by W. Smith at St. Louis 33 to end game.

**Oct. 30, 1983—Cleveland Browns 25, Houston Oilers 19**, at Cleveland; Oilers win toss. Teams trade punts. Nielsen's pass intercepted by Whitwell who returns to Houston 20. Green runs 20 yards for touchdown on first down at 6:34.

**Nov. 20, 1983—Detroit Lions 23, Green Bay Packers 20**, at Milwaukee; Packers win toss. Scribner punts and Jenkins returns 14 yards to Green Bay 45. Murray's 33-yard field goal attempt is wide left at 9:32. Whitehurst's pass intercepted by Watkins and returned to Green Bay 27. Murray kicks 37-yard field goal four plays later at 8:30.

**Nov. 27, 1983—Atlanta Falcons 47, Green Bay Packers 41**, at Atlanta; Packers win toss. K. Johnson returns interception 31 yards for touchdown at 2:13.

**Nov. 27, 1983—Seattle Seahawks 51, Kansas City Chiefs 48**, at Seattle; Seahawks win toss. Dixon's 47-yard kickoff return sets up N. Johnson's 42-yard field goal at 1:36.

**Dec. 11, 1983—New Orleans Saints 20, Philadelphia Eagles 17**, at Philadelphia; Eagles win toss. Runager punts to Groth who fair catches on New Orleans 32. Stabler completes two passes for 36 yards to Goodlow to set up Andersen's 50-yard field goal at 5:30.

\* **Dec. 12, 1983—Green Bay Packers 12, Tampa Bay Buccaneers 9**, at Tampa; Packers win toss. Stenerud kicks 23-yard field goal 11 plays later at 4:07.

**Sept. 9, 1984—Detroit Lions 27, Atlanta Falcons 24**, at Atlanta; Lions win toss. Murray kicks 48-yard field goal nine plays later at 5:06.

**Sept. 30, 1984—Tampa Bay Buccaneers 30, Green Bay Packers 27**, at Tampa; Packers win toss. Scribner punts 44 yards to Tampa Bay 2. Epps returns Garcia's punt three yards to Green Bay 27. Scribner's punt downed on Buccaneers' 33. Ariri kicks 46-yard field goal 11 plays later at 10:32.

**Oct. 14, 1984—Detroit Lions 13, Tampa Bay Buccaneers 7**, at Detroit; Buccaneers win toss. Tampa Bay drives to Lions' 39 before Wilder fumbles. Five plays later Danielson hits Thompson with 37-yard touchdown pass at 4:34.

**Oct. 21, 1984—Dallas Cowboys 30, New Orleans Saints 27**, at Dallas; Cowboys win toss. Septien kicks 41-yard field goal eight plays later at 3:42.

**Oct. 28, 1984—Denver Broncos 22, Los Angeles Raiders 19**, at Los Angeles; Raiders win toss. Hawkins fumble recovered by Foley at Denver 7. Teams trade punts. Karlis's 42-yard field goal attempt is wide left. Teams trade punts. Wilson pass intercepted by R. Jackson at Los Angeles 45, returned 23 yards to Los Angeles 22. Karlis kicks 35-yard field goal two plays later at 15:00.

**Nov. 4, 1984—Philadelphia Eagles 23, Detroit Lions 23**, at Detroit; Lions win toss. Lions drive to Eagles' 3 in eight plays. Murray's 21-yard field goal attempt hits right upright and bounces back. Jaworski's pass intercepted by Watkins at Detroit 5. Teams trade punts. Cooper returns Black's punt five yards to Eagles' 14. Time expires four plays later with Eagles on own 21.

**Nov. 18, 1984—San Diego Chargers 34, Miami Dolphins 28**, at San Diego; Chargers win toss. McGee scores eight plays later on a 25-yard run at 3:17.

**Dec. 2, 1984—Cincinnati Bengals 20, Cleveland Browns 17**, at Cleveland; Browns win toss. Simmons returns Cox's punt 30 yards to Cleveland 35. Breech kicks 35-yard field goal seven plays later at 4:34.

**Dec. 2, 1984—Houston Oilers 23, Pittsburgh Steelers 20**, at Houston; Oilers win toss. Cooper kicks 30-yard field goal 16 plays later at 5:53.

**Sept. 8, 1985—St. Louis Cardinals 27, Cleveland Browns 24**, at Cleveland; Cardinals win toss. O'Donoghue kicks 35-yard field goal nine plays later at 5:27.

**Sept. 29, 1985—New York Giants 16, Philadelphia Eagles 10**, at Philadelphia; Eagles win toss. Jaworski's pass tipped by Quick and intercepted by Patterson who returns 29 yards for touchdown at 0:55.

**Oct. 20, 1985—Denver Broncos 13, Seattle Seahawks 10**, at Denver; Seahawks win toss. Teams trade punts twice. Krieg's pass intercepted by Hunter and returned to Seahawks' 15. Karlis kicks 24-yard field goal four plays later at 9:19.

**Nov. 10, 1985—Philadelphia Eagles 23, Atlanta Falcons 17**, at Philadelphia; Falcons win toss. Donnelly's 62-yard punt goes out of bounds at Eagles' 1. Jaworski completes 99-yard touchdown pass to



## OVERTIME GAMES

Quick two plays later at 1:49.

**Nov. 10, 1985—San Diego Chargers 40, Los Angeles Raiders 34**, at San Diego; Chargers win toss. James scores on 17-yard run seven plays later at 3:44.

**Nov. 17, 1985—Denver Broncos 30, San Diego Chargers 24**, at Denver; Chargers win toss. Thomas' 40-yard field goal attempt blocked by Smith and returned 60 yards by Wright for touchdown at 4:45.

**Nov. 24, 1985—New York Jets 16, New England Patriots 13**, at New York; Jets win toss. Teams trade punts twice. Patriots' second punt returned 46 yards by Sohn to Patriots' 15. Leahy kicks 32-yard field goal one play later at 10:05.

**Nov. 24, 1985—Tampa Bay Buccaneers 19, Detroit Lions 16**, at Tampa; Lions win toss. Teams trade punts. Lions' punt downed on Buccaneers' 38. Igwebuike kicks 24-yard field goal 11 plays later at 12:31.

**Nov. 24, 1985—Los Angeles Raiders 31, Denver Broncos 28**, at Los Angeles; Raiders win toss. Bahr kicks 32-yard field goal six plays later at 2:42.

**Dec. 8, 1985—Los Angeles Raiders 17, Denver Broncos 14**, at Denver; Broncos win toss. Teams trade punts twice. Elway's fumble recovered by Townsend at Broncos' 8. Bahr kicks 26-yard field goal one play later at 4:55.

**Sept. 14, 1986—Chicago Bears 13, Philadelphia Eagles 10**, at Chicago; Eagles win toss. Crawford's fumble of kickoff recovered by Jackson at Eagles' 35. Butler kicks 23-yard field goal 10 plays later at 5:56.

**Sept. 14, 1986—Cincinnati Bengals 36, Buffalo Bills 33**, at Cincinnati; Bills win toss. Zander intercepts Kelly's first-down pass and returns it to Bills' 17. Breech kicks 20-yard field goal two plays later at 0:56.

**Sept. 21, 1986—New York Jets 51, Miami Dolphins 45**, at New York; Jets win toss. O'Brien completes 43-yard touchdown pass to Walker five plays later at 2:35.

**Sept. 28, 1986—Pittsburgh Steelers 22, Houston Oilers 16**, at Houston; Oilers win toss. Johnson's punt returned 41 yards by Woods to Oilers' 15. Abercrombie scores on three-yard run three plays later at 2:35.

**Sept. 28, 1986—Atlanta Falcons 23, Tampa Bay Buccaneers 20**, at Tampa; Falcons win toss. Teams trade punts. Luckhurst kicks 34-yard field goal 10 plays later at 12:35.

**Oct. 5, 1986—Los Angeles Rams 26, Tampa Bay Buccaneers 20**, at Anaheim; Rams win toss. Dickerson scores four plays later on 42-yard run at 2:16.

**Oct. 12, 1986—Minnesota Vikings 27, San Francisco 49ers 24**, at San Francisco; Vikings win toss. C. Nelson kicks 28-yard field goal nine plays later at 4:27.

**Oct. 19, 1986—San Francisco 49ers 10, Atlanta Falcons 10**, at Atlanta; Falcons win toss. Teams trade punts twice. Donnelly punts to 49ers' 27. The following play Wilson recovers Rice's fumble at 49ers' 46 as time expires.

**Nov. 2, 1986—Washington Redskins 44, Minnesota Vikings 38**, at Washington; Redskins win toss. Schroeder completes 38-yard touchdown pass to Clark four plays later at 1:46.

**#Nov. 20, 1986—Los Angeles Raiders 37, San Diego Chargers 31**, at San Diego; Raiders win toss. Teams trade punts. Allen scores five plays later on 28-yard run at 8:33.

**Nov. 23, 1986—Cleveland Browns 37, Pittsburgh Steelers 31**, at Cleveland; Browns win toss. Teams trade punts. Six plays later Kosar hits Slaughter with 36-yard touchdown pass at 6:37.

**Nov. 30, 1986—Chicago Bears 13, Pittsburgh Steelers 10**, at Chicago; Bears win toss and kick off. Newsome's punt returned by Barnes to Chicago 49. Butler kicks 42-yard field goal five plays later at 3:55.

**Nov. 30, 1986—Philadelphia Eagles 33, Los Angeles Raiders 27**, at Los Angeles; Eagles win toss. Teams trade punts. Long recovers Cunningham's fumble at Philadelphia 42. Waters returns Allen's fumble 81 yards to Los Angeles 4. Cunningham scores on one-yard run two plays later at 6:53.

**Nov. 30, 1986—Cleveland Browns 13, Houston Oilers 10**, at

Cleveland; Oilers win toss and kick off. Gossett punts to Houston 39. Luck's pass intercepted by Minnifield at Cleveland 21. Gossett punts to Houston 34. Luck's pass intercepted by Minnifield at Cleveland 43 who returns 20 yards to Houston 37. Moseley kicks 29-yard field goal nine plays later at 14:44.

**Dec. 7, 1986—St. Louis Cardinals 10, Philadelphia Eagles 10**, at Philadelphia; Cardinals win toss. White blocks Schubert's 40-yard field goal attempt. Teams trade punts. McFadden's 43-yard field goal attempt is wide left. Schubert's 37-yard field goal attempt is wide right. Cavanaugh's pass intercepted by Carter and returned to Eagles' 48 to end game.

**Dec. 14, 1986—Miami Dolphins 37, Los Angeles Rams 31**, at Anaheim; Dolphins win toss. Marino completes 20-yard touchdown pass to Duper six plays later at 3:04.

**Sept. 20, 1987—Denver Broncos 17, Green Bay Packers 17**, at Milwaukee; Packers win toss. Del Greco's 47-yard field goal attempt is short. Teams trade punts. Elway intercepted by Noble who returns 10 yards to Green Bay 34. Davis fumbles on next play and Smith recovers. Two plays later, Karlis's 40-yard field goal attempt is wide left. Time expires two plays later with Packers on own 23.

**Oct. 11, 1987—Detroit Lions 19, Green Bay Packers 16**, at Green Bay; Lions win toss. Prindle's 42-yard field goal attempt is wide left. Packers punt downed on Detroit 17. Prindle kicks 31-yard field goal 16 plays later at 12:26.

**Oct. 18, 1987—New York Jets 37, Miami 31**, at New York; Jets win toss. Teams trade punts. Ryan intercepted by Hooper at Jets' 47 who returns 11 yards. Mackey intercepted by Haslett at Jets' 37 who returns 9 yards. Jets punt. Mackey intercepted by Radachowsky who returns 45 yards to Miami 24. Ryan completes eight-yard touchdown pass to Hunter five plays later at 14:26.

**Oct. 18, 1987—Green Bay 16, Philadelphia 10**, at Green Bay; Packers win toss. Hargrove scores on seven-yard run 10 plays later at 5:04.

**Oct. 18, 1987—Buffalo Bills 6, New York Giants 3**, at Buffalo; Bills win toss. Schlopy's 28-yard field goal attempt is wide left. Teams trade punts. Rutledge intercepted by Clark who returns 23 yards to Buffalo 40. Schlopy kicks 27-yard field goal nine plays later at 14:41.

**Oct. 25, 1987—Buffalo Bills 34, Miami Dolphins 31**, at Miami; Bills win toss. Norwood kicks 27-yard field goal seven plays later at 4:12.

**Nov. 1, 1987—San Diego Chargers 27, Cleveland Browns 24**, at San Diego; Browns win toss. Kosar intercepted by Glenn who returns 20 yards to Browns' 25. Abbott kicks 33-yard field goal three plays later at 2:16.

**Nov. 15, 1987—Dallas Cowboys 23, New England Patriots 17**, at New England; Cowboys win toss. Walker scores on 60-yard run four plays later at 1:50.

**+Nov. 26, 1987—Minnesota Vikings 44, Dallas Cowboys 38**, at Dallas; Vikings win toss. Coleman's punt downed by Hilton at Cowboys' 37. White intercepted by Studwell who returns 12 yards to Vikings' 37. D. Nelson scores on 24-yard run seven plays later at 7:51.

**Nov. 29, 1987—Philadelphia Eagles 34, New England Patriots Chiefs 31**, at New England; Patriots win toss. Ramsey intercepted by Joyner who returns 29 yards to Eagles' 32. Fryar fair catches Teltschik's punt at Patriots' 13. Franklin's 46-yard field-goal attempt is short. McFadden's 39-yard field goal attempt is wide left. Tatupu fumbles on next play and Cobb recovers. McFadden kicks 38-yard field goal four plays later at 12:16.

**Dec. 6, 1987—New York Giants 23, Philadelphia Eagles 20**, at New York; Giants win toss and kick off. Teams trade punts twice. Teltschik's punt is returned 16 yards by McConkey to Eagles' 33. Three plays later, Allegre's 50-yard field goal attempt is blocked by Joyner and returned 25 yards by Hoage to Eagles' 30. McConkey returns Teltschik's punt four yards to Giants' 44. Allegre kicks 28-yard field goal four plays later at 10:42.

**Dec. 6, 1987—Cincinnati Bengals 30, Kansas City Chiefs 27**, at Cincinnati; Bengals win toss. Teams trade punts. Breech kicks 32-yard field goal 16 plays later at 9:44.

**Dec. 26, 1987—Washington Redskins 27, Minnesota Vikings 24**, at Minnesota; Redskins win toss. Haji-Sheikh kicks 26-yard field goal six plays later at 2:09. Colts

## OVERTIME GAMES

**Sept. 4, 1988—Houston Oilers 17, Indianapolis Colts 14**, at Indianapolis; Colts win toss. Dickerson fumble recovered by Lyles who returns six yards to Colts' 42. Zendejas kicks 35-yard field goal six plays later at 3:51.

\* **Sept. 26, 1988—Los Angeles Raiders 30, Denver Broncos 27**, at Denver; Broncos win toss. Teams trade punts twice. Elway intercepted by Lee who returns 20 yards to Broncos' 31. Bahr kicks 35-yard field goal four plays later at 12:35.

**Oct. 2, 1988—New York Jets 17, Kansas City Chiefs 17**, at New York; Chiefs win toss. Chiefs punt goes into end zone for touchback. Leahy's 44-yard field goal attempt is wide right. Chiefs punt is returned by Townsell to Jets' 26. Burruss recovers McNeil's fumble at Chiefs' 11. DeBerg intercepted by Humphery at Jets' 49. Three plays later, time expires.

**Oct. 9, 1988—Denver Broncos 16, San Francisco 49ers 13**, at San Francisco; Broncos win toss and kick off. Young intercepted by Haynes at Broncos' 32. Denver punt downed at 49ers' 5. Young intercepted by Wilson who returns seven yards to 49ers' 5. Karlis kicks 22-yard field goal two plays later at 8:11.

**Oct. 10, 1988—New York Giants 13, Detroit Lions 10**, at Detroit; Lions win toss. James's fumble recovered by Taylor at Lions' 22. Three plays later, McFadden kicks 33-yard field goal at 1:13.

**Nov. 20, 1988—Buffalo Bills 9, New York Jets 6**, at Buffalo; Jets win toss. Vick's fumble recovered by Bennett at Bills' 32. Norwood kicks 30-yard field goal five plays later at 3:47.

**Nov. 20, 1988—Philadelphia Eagles 23, New York Giants 17**, at New York; Eagles win toss. Philadelphia's punt goes into end zone for touchback. Hostetler intercepted by Hoage who returns 11 yards to Giants' 41. Six plays later, Zendejas's 30-yard field-goal attempt is blocked and ball is recovered behind line of scrimmage by Eagles' Simmons, who runs 15 yards for touchdown at 3:09.

**Dec. 11, 1988—New England Patriots 10, Tampa Bay Buccaneers 7**, at New England; Buccaneers win toss and kick off. Staurovsky kicks 27-yard field goal six plays later at 3:08.

**Dec. 17, 1988—Cincinnati Bengals 20, Washington Redskins 17**, at Cincinnati; Bengals win toss. Cincinnati's punt returned by Oliphant to Redskins' 16. Grant recovers Williams's fumble at Redskins' 17. Breech kicks 20-yard field goal three plays later at 7:01.

**Sept. 24, 1989—Buffalo Bills 47, Houston Oilers 41**, at Houston; Oilers win toss. Johnson returns Brady's kickoff 17 yards to Oilers' 19. Oilers drive to Buffalo 25. Zendejas's 37-yard field goal blocked, but Bills offside and Zendejas's second attempt is wide left. Bills' ball and Kelly completes series of passes, including 28-yard game-winner to Andre Reed, at 8:42.

**Oct. 8, 1989—Miami Dolphins 13, Cleveland Browns 10**, at Miami; Browns win toss. Metcalf returns Stoyanovich's kickoff 20 yards to Browns' 28. Browns drive ball 46 yards in eight plays; Bahr wide left on 44-yard field goal attempt. Dolphins ball. Browns called for pass interference on Marino pass to Banks at Cleveland 47. Two plays later, Banks's 20-yard reception at Browns' 23 sets up winning 35-yard field goal by Stoyanovich at 6:23.

**Oct. 22, 1989—Denver Broncos 24, Seattle Seahawks 21**, at Seattle; Seahawks win toss. Treadwell's 56-yard kickoff returned 18 yards by Jefferson to Seahawks' 27. Seahawks drive to Broncos' 22 in 10 plays, but Johnson's 40-yard field goal attempt wide left. Smith intercepts a Krieg pass and returns it 28 yards to Seahawks' 10. Treadwell kicks winning 27-yard field goal at 7:46.

**Oct. 29, 1989—New England Patriots 23, Indianapolis Colts 20**, at Indianapolis; Patriots win toss. Biasucci kickoff returned 13 yards to Patriots' 23 by Martin. Holding penalty brings ball back to Patriots' 13. After six plays, Feagles punt returned 11 yards by Verdin to Colts' 28. Six plays later, Colts punt to Martin at Patriots' 12. Grogan completes three straight passes to Patriots' 44. Five consecutive runs put New England on Colts' 33. Davis kicks a 51-yard winning field goal for Patriots at 9:46.

**Oct. 29, 1989—Green Bay Packers 23, Detroit Lions 20**, at Milwaukee; Lions win toss. Sanders touchback on Jacke kickoff. On first play, Murphy intercepts Lions' Peete and returns it three yards to Lions' 26. Fullwood gains five yards on three plays to set up Jacke's 38-yard field goal at 2:14.

**Nov. 5, 1989—Minnesota Vikings 23, Los Angeles Rams 21**, at Minneapolis; Rams win toss. Karlis's kick returned 18 yards by Delpino to Rams' 19. Drive stops at Rams' 28. Merriweather blocks Hatcher's punt at 12. Ball rolls out of end zone for safety.

**Nov. 19, 1989—Cleveland Browns 10, Kansas City Chiefs 10**, at Cleveland; Browns win toss. Browns punt three times; Chiefs twice; before Kansas City's Lowery misses 47-yard field goal with 17 seconds remaining in overtime. Kosar's pass intercepted as time expired.

**Nov. 26, 1989—Los Angeles Rams 20, New Orleans Saints 17**, at New Orleans; Saints win toss. Lansford's kickoff returned 27 yards to Saints' 30. After four plays, Barnhardt punts to Rams' 15. Saints penalized 35 yards for interference to Rams' 43. Three plays later, Everett hits Anderson with 14-yard pass to Saints' 40, then 26-yarder to put Rams in field goal position. Lansford kicks 31-yard field goal at 6:38.

**Dec. 3, 1989—Los Angeles Raiders 16, Denver Broncos 13**, at Los Angeles; Broncos win toss. Bell returns Jaeger kickoff 14 yards to Broncos' 18. Broncos' penalized for illegal block to Broncos' 9. Elway completes three passes for two first downs. On third and eight Elway sacked for 10-yard loss. Horan punts, Adams calls for fair catch at Raiders' 29. Dyal's 26-yard reception moves Raiders to Denver 43. Raiders move ball 34 yards in three plays to set up Jaeger's 26-yard field goal at 7:02.

**Dec. 10, 1989—Indianapolis Colts 23, Cleveland Browns 17**, at Indianapolis; Browns win toss. Teams trade punts. McNeil returns Colts' punt 42 yards to 42. Seven plays later, Bahr misses 35-yard field goal attempt. Three plays later, Stark punts and McNeil returns ball to 50-yard line. Two plays later, Prior intercepts Kosar's pass at Colts' 42 and returns it 58 yards for touchdown at 10:54.

**Dec. 17, 1989—Cleveland Browns 23, Minnesota Vikings 17**, at Cleveland; Browns win toss. Browns punt to Vikings' 18. Six plays later, Vikings punt to Browns' 22. Nine plays later, Bahr lines up to attempt 31-yard field goal. Holder Pagel takes snap and passes 14 yards to Waiters for touchdown at 9:30.

**Sept. 23, 1990—Denver Broncos 34, Seattle Seahawks 31**, at Denver; Seahawks win toss. Loville returns kickoff 19 yards to Seahawks' 27. Seahawks drive to Broncos' 26, where Johnson misses 44-yard field goal wide right. Broncos take over and Elway completes series of passes to set up Treadwell's 25-yard field goal at 9:14.

**Sept. 30, 1990—Tampa Bay Buccaneers 23, Minnesota Vikings 20**, at Minnesota; Vikings win toss. Vikings drive to Buccaneers' 31; Igwebuik's 48-yard field goal attempt wide left. Buccaneers drive to Vikings' 43 and punt. Gannon's pass is intercepted at Vikings' 26 by Wayne Haddix. Buccaneers drive to Vikings' 19 to set up Christie's 36-yard field goal at 9:11.

**Oct. 7, 1990—Cincinnati Bengals 34, Los Angeles Rams 31**, at Anaheim; Rams win toss. Berry returns kickoff to Rams' 21. After 3 plays, English punts and Green downs ball at Bengals' 25. After 3 plays, Johnson punts and Sutton downs ball at Rams' 29-yard line. After 3 plays, English punts and Price signals fair catch at Bengals' 47. Esiason completes series of passes to 26-yard line to set up Breech's 44-yard field goal at 11:56.

**Nov. 4, 1990—Washington Redskins 41, Detroit Lions 38**, at Detroit; Redskins win toss. Howard downs kickoff on Redskins' 15. After 3 plays, Mojsiejenko punts to Redskins' 45. After 3 plays, Arnold punts to Redskins' 10. Rutledge completes series of passes to set up Lohmiller's 34-yard field goal at 9:10.

**Nov. 18, 1990—Chicago Bears 16, Denver Broncos 13**, at Denver; Broncos win toss. Ezor returns kickoff to Broncos' 12. Both teams have ball twice and have to punt after each possession. Broncos punt after third possession of overtime and Bailey returns 20 yards to Broncos' 34. Harbaugh completes 10-yard pass to Thornton to set up Butler's 44-yard field goal at 13:14.

**Nov. 25, 1990—Seattle Seahawks 13, San Diego Chargers 10**, at San Diego; Chargers win toss. Lewis returns kickoff to Chargers' 22. After 2 plays, Cox fumbles and ball is recovered by Porter at Chargers' 23. After two plays, Johnson kicks 40-yard field goal at 3:01.

**Dec. 2, 1990—Chicago Bears 23, Detroit Lions 17**, at Chicago; Lions win toss. Gray returns kickoff to Lions' 35. After 10 plays, Mur-

## OVERTIME GAMES

ray misses 35-yard field goal. Bears take possession at Chicago 20. Harbaugh completes 50-yard game-winning pass to Anderson at 10:57.

**Dec. 2, 1990—Seattle Seahawks 13, Houston Oilers 10**, at Seattle; Seahawks win toss. Warren returns kickoff to Seahawks' 13. After 5 plays, Donnelly punts to Oilers' 23-yard line. Ford's fumble recovered by Wyman. Seahawks take possession at Oilers' 27. After 2 plays, Johnson kicks 42-yard field goal at 4:25.

**Dec. 9, 1990—Miami Dolphins 23, Philadelphia Eagles 20**, at Miami; Eagles win toss. After 11 plays, Feagles punts to Dolphins' 26. After 6 plays, Roby punts to Eagles' 14 and Harris returns to 25. After 3 plays, Feagles punts to Dolphins' 43. Marino completes series of passes to Eagles' 22. Stoyanovich kicks 39-yard field goal at 12:32.

**Dec. 9, 1990—San Francisco 49ers 20, Cincinnati Bengals 17**, at Cincinnati; 49ers win toss. Carter returns kickoff to 49ers' 19. After 10 plays, Cofer kicks 23-yard field goal at 6:12.

\* **Sept. 23, 1991—Chicago Bears 19, New York Jets 13**, at Chicago; Jets win toss. Mathis returns kickoff seven yards to New York's 12. Jets drive to New York 26; Bailey returns punt to Chicago 39. Bears drive to Jets' 44-yard line and punt into the end zone. Jets drive to Bears' 11 where Leahy's 28-yard field goal attempt is wide left. Bears drive from 20 to Jets' 1 where Harbaugh runs for touchdown at 14:42.

**Oct. 13, 1991—Los Angeles Raiders 23, Seattle Seahawks 20**, at Seattle; Seahawks win toss. Seahawks begin on 20. After 5 plays, Tuten punts and Brown signals fair catch at Raiders' 24. After 3 plays, Gossett punts and Land downs ball at Seattle 9. After 1 play, Lott intercepts at Seahawks' 19 to set up Jaeger's game-winning 37-yard field goal at 6:37.

**Oct. 20, 1991—Cleveland Browns 30, San Diego Chargers 24**, at San Diego; Chargers win toss. After kickoff, Chargers drive to Browns' 45 and punt to Browns' 6 where Hendrickson downs ball. Browns drive to 38 and punt; Taylor fair catches on Chargers' 14. After 3 plays, Brandon intercepts at Chargers' 30 and scores at 5:58.

**Oct. 20, 1991—New England Patriots 26, Minnesota Vikings 23**, at New England; Patriots win toss. Martin returns kickoff 18 yards to New England 22. Patriots drive to Minnesota 19. Staurovsky's 36-yard field goal attempt is wide left. Minnesota drives to the 50 where Newsome punts into end zone. On first play, McMillian intercepts at the 40 for Minnesota. After 2 plays, Marion causes Jordan fumble and Pool recovers at New England 20. New England drives to Minnesota 24 where Staurovsky kicks 42-yard field goal as time expires.

**Nov. 3, 1991—New York Jets 19, Green Bay Packers 16**, at New York; Packers win toss. Thompson returns kickoff 30 yards to Packers' 39. Green Bay drives to New York 24 where Jacke's 42-yard field-goal attempt is wide right. Jets drive to 50. Aguiar's punt is fumbled by Sikahema and recovered by New York at Packers' 23. After 2 plays, Leahy kicks 37-yard field goal at 9:40.

**Nov. 3, 1991—Washington Redskins 16, Houston Oilers 13**, at Washington; Redskins win toss. Mitchell returns kickoff 9 yards to Washington 14. After 4 plays, Goodburn punts and Givins returns to Houston 31. After 1 play, Moon's pass is intercepted by Green at Oilers' 35. After 3 plays, Lohmiller kicks 41-yard field goal at 4:01.

**Nov. 10, 1991—Houston Oilers 26, Dallas Cowboys 23**, at Houston; Oilers win toss. Pinkett returns kickoff 20 yards to Houston 24. After 6 plays, Montgomery punts and Martin returns to Dallas 24. Cowboys drive to Oilers' 24 where Smith fumbles and McDowell recovers at Oilers' 15. Houston drives to Dallas 5 where Del Greco kicks 23-yard field goal at 14:31.

**Nov. 10, 1991—Pittsburgh Steelers 33, Cincinnati Bengals 27**, at Cincinnati; Steelers win toss. Woodson downs kickoff for touch-back. After 3 plays, Stryzinski punts and Barber returns 7 yards to Cincinnati 38. Bengals drive to Pittsburgh 37 where Woods fumbles and Lloyd returns recovery to Cincinnati 44. After 2 plays, O'Donnell passes to Green for 26-yard touchdown at 6:32.

#**Nov. 24, 1991—Atlanta Falcons 23, New Orleans Saints 20**, at New Orleans; Falcons win toss. Falcons begin at 20. After 3 plays, Fulhage punts and Fenerty signals fair catch at New Orleans 43. After 3 plays, Barnhardt punts and Thompson downs ball at Atlanta 23.

After 3 plays, Fulhage punts and Fenerty fair catches at New Orleans 25. Saints drive to Atlanta 38 where Andersen misses 55-yard field-goal attempt. After 1 play, Rozier fumbles and Martin recovers on 50. Saints drive to Atlanta 38 where Barnhardt punts to Falcons' 2. Atlanta drives to New Orleans 33 where Johnson kicks 50-yard field goal at 13:03.

**Nov. 24, 1991—Miami Dolphins 16, Chicago Bears 13**, at Chicago; Dolphins win toss. Butler kicks to Miami 20 where Paige returns kickoff 15 yards to 35. Miami drives to Chicago 9 where Stoyanovich kicks 27-yard field goal at 4:11.

**Dec. 8, 1991—Buffalo Bills 30, Los Angeles Raiders 27**, at Los Angeles; Raiders win toss. Daluiso kicks into end zone for touch-back. On third play, Kelso intercepts for Buffalo and returns ball to Bills' 36. Bills drive to Los Angeles 24 where Norwood kicks 42-yard field goal at 2:34.

**Dec. 8, 1991—Kansas City Chiefs 20, San Diego Chargers 17**, at Kansas City; Chiefs win toss. Carney kicks to Kansas City 10 where Stradford returns 23 yards to 33. After 3 plays, Barker punts to San Diego 4. Chargers drive to 40 where Kidd punts 60 yards into end zone for touchback. Kansas City drives to San Diego 39 where Barker punts 38 yards to 1. After 3 plays, Kidd punts 41 yards to San Diego 42 where Stradford returns 12 yards to 30. Chiefs drive to San Diego 1 where Lowery kicks 18-yard field goal at 11:26.

**Dec. 8, 1991—New England Patriots 23, Indianapolis Colts 17**, at New England; Colts win toss. Baumann kicks off to Indianapolis 2 where Martin returns 23 yards to 25. After 3 downs, Stark punts to New England 17 where Henderson returns 8 yards to 25. New England drives to 50 where McCarthy punts and Prior signals fair catch at Indianapolis 15. After 3 plays, Stark punts to New England 40 where Henderson returns 7 yards to 47. After 2 plays, Millen passes to Timpson for 45-yard touchdown at 8:55.

**Dec. 22, 1991—Detroit Lions 17, Buffalo Bills 14**, at Buffalo; Lions win toss. Daluiso kicks off to Detroit 20 where Dozier returns 15 yards to Lions 35. Lions drive to Bills' 3 where Murray kicks 21-yard field goal at 4:23.

**Dec. 22, 1991—New York Jets 23, Miami Dolphins 20**, at Miami; Jets win toss. Aguiar kicks to Miami's 30 where Logan returns 3 yards to the 33. After 4 downs, Stoyanovich punts to Jets' 15 where Baty returns 8 yards to 23. Jets drive to Miami 12 where Allegre kicks 30-yard field goal at 6:33.

**Sept. 6, 1992—Minnesota Vikings 23, Green Bay Packers 20**, at Green Bay; Vikings win toss. Nelson returns kickoff 14 yards to the Minnesota 23. After 5 plays, Newsome punts 49 yards to Green Bay 21 where Brooks returns 12 yards to the 33. After 2 plays, Glenn intercepts pass at the Vikings' 48. On first play, Allen fumbles and Billups recovers at Green Bay 35. After 3 plays, McJulien punts 33 yards to Vikings' 35. Vikings drive to Minnesota 48; Newsome punts 52 yards for touchback. After 3 plays, McJulien punts and Parker returns 10 yards to Green Bay 48. Vikings drive to Packers' 9 where Reveiz kicks 26-yard field goal at 10:20.

**Sept. 13, 1992—Cincinnati Bengals 24, Los Angeles Raiders 21**, at Cincinnati; Raiders win toss. Land returns kickoff 13 yards but fumbles at Los Angeles's 20; ball recovered by Bengals' Bennett at Raiders' 21. After 1 play, Breech kicks 34-yard field goal at 1:01.

**Sept. 20, 1992—Houston Oilers 23, Kansas City Chiefs 20**, at Houston; Chiefs win toss. Carter returns kickoff 25 yards to Kansas City 28. On third play of drive, Birden fumbles at Kansas City 34; ball recovered by Houston's D. Smith at Chiefs' 23. After one play, Del Greco kicks 39-yard field goal at 1:55.

**Oct. 11, 1992—Indianapolis Colts 6, New York Jets 3**, at Indianapolis; Colts win toss. Verdin returns kickoff 33 yards to Colts' 36. Colts drive to Jets' 30 where Biasucci kicks 47-yard field goal at 3:01.

#**Nov. 8, 1992—Cincinnati Bengals 31, Chicago Bears 28**, at Chicago; Bears win toss. Lewis returns kickoff 22 yards to Chicago's 29. Bears drive to Chicago's 46 where Gardocki punts; fair catch by Wright at the Cincinnati 17. Bengals drive to Bears' 18 where Breech kicks 36-yard field goal at 8:39.

**Nov. 15, 1992—New England Patriots 37, Indianapolis Colts 34**, at Indianapolis; Colts win toss. Verdin returns kickoff 10 yards to Colts' 20; holding penalty brings ball back to Colts' 10. After two

## OVERTIME GAMES

plays, Henderson intercepts pass at Colts' 38 and returns it 9 yards to the 29. In three plays, Patriots drive to 1 where Baumann kicks 18-yard field goal at 3:25.

**Nov. 29, 1992—Indianapolis Colts 16, Buffalo Bills 13**, at Indianapolis; Colts win toss. Verdin returns kickoff 24 yards to Colts' 22. Colts drive to Buffalo 22 where Biasucci kicks 40-yard field goal at 3:51.

\* **Nov. 30, 1992—Seattle Seahawks 16, Denver Broncos 13**, at Seattle; Seahawks win toss. Daluiso kicks through end zone for touchback. After three plays, Tuten punts 53 yards to Denver 18 where Marshall returns for no gain. After three plays, Rodriguez punts 29 yards to Seattle 45 where Warren signals fair catch. Seahawks drive to Denver 15 where Kasay's 33-yard field goal attempt misses. Broncos take over at Denver 20. After three plays, Rodriguez punts 43 yards to Seattle 38 where Warren signals for fair catch. After four plays, Tuten punts 39 yards to Denver 4 where Daniels downs punt. After three plays, Rodriguez punts 46 yards to Denver 48 where Warren returns 10 yards to the 38. Seahawks drive to Denver 14 where Kasay kicks 32-yard field goal at 11:10.

**Dec. 13, 1992—Philadelphia Eagles 20, Seattle Seahawks 17**, at Seattle; Eagles win toss. Sydner returns kick 12 yards to Eagles' 16; illegal block penalty brings ball back to 8. Eagles drive to Philadelphia 45 where Feagles punts for a touchback. After 6 plays, Tuten punts 45 yards to Philadelphia 22 where Sydner returns 7 yards to 29. After 6 plays, Feagles punts 44 yards to Seattle 26 where Warren returns 5 yards to 31. After 5 plays, Tuten punts 32 yards to Philadelphia 20 where Sydner signals for fair catch. Eagles drive to Seattle 27 where Ruzek kicks 44-yard field goal with no time remaining.

**Dec. 27, 1992—Miami Dolphins 16, New England Patriots 13**, at New England; Patriots win toss. Lockwood returns kickoff 15 yards to Patriots' 21. After three plays, McCarthy punts 39 yards to Miami 33 where Miller returns 2 yards to the 35. Miami drives to New England 18 where Stoyanovich kicks 35-yard field goal at 8:17.

**Sept. 12, 1993—Detroit Lions 19, New England Patriots 16**, at New England; Patriots win toss. Patriots begin at 20. After 3 plays, Saxon punts 42 yards to Detroit 29 where Gray returns 12 yards to the 41. After 3 plays, Arnold punts 41 yards to New England 12 where Brown returns 16 yards to the 28. Patriots drive to Detroit 44 where Saxon punts into the end zone for a touchback. Detroit drives to New England 20 where Hanson kicks 38-yard field goal at 11:04.

**Nov. 7, 1993—Buffalo Bills 13, New England Patriots 10**, at New England; Patriots win toss. T. Brown returns kickoff 27 yards to Patriots 30. Patriots drive to Buffalo 48 where Bills take over on downs. Bills drive to New England 25 where Metzelaars fumbles, and C. Brown recovers. After 3 plays, Saxon punts 46 yards to Buffalo 24 where Copeland returns 11 yards to the 35. Bills drive to New England 14 where Christie kicks 32-yard field goal at 9:22.

**Dec. 19, 1993—Phoenix Cardinals 30, Seattle Seahawks 27**, at Seattle; Cardinals win toss. Bailey returns kickoff 14 yards to Cardinals 20. Cardinals drive to Seattle 23 where Davis kicks 41-yard field goal at 6:45.

**Jan. 2, 1994—Dallas Cowboys 16, New York Giants 13**, at New York; Giants win toss. Meggett returns kickoff 19 yards to Giants 19. After 6 plays, Horan punts 45 yards to Cowboys 25 where Widmer downs punt. Cowboys drive to Giants' 23 where Murray kicks 41-yard field goal at 10:44.

**Jan. 2, 1994—New England Patriots 33, Miami Dolphins 27**, at New England; Dolphins win toss. McDuffie returns kickoff 21 yards to Miami 27. After 3 plays, Hatcher punts 43 yards to New England 29 where Harris returns 6 yards to the 35. After 2 plays, Brown intercepts pass from Bledsoe and returns 3 yards to Miami 49. After 3 plays, Hatcher punts 37 yards to New England 14 where Harris returns 18 yards to the 32. After 2 plays, Bledsoe passes 36 yards to Timpson for touchdown at 4:44.

**Jan. 2, 1994—Los Angeles Raiders 33, Denver Broncos 30**, at Los Angeles; Broncos win toss. Delpino returns kickoff 12 yards to Denver 25. Broncos drive to Los Angeles 22 where Elam's 40-yard field goal attempt is wide left. Raiders drive to Denver 29 where Jaeger kicks 47-yard field goal at 7:10.

\* **Jan. 3, 1994—Philadelphia Eagles 37, San Francisco 49ers 34**, at San Francisco; 49ers win toss. Walker returns kickoff, 19 yards to San Francisco 27. 49ers drive to Philadelphia 14 where Cofer misses 32-yard field goal. Eagles start at their 20-yard line, and, after 3 plays, Feagles punts 48 yards to San Francisco 36 where Carter fumbles and 49ers recover. After 7 plays, Wilmsmeyer punts 57 yards to Philadelphia 6 where Sikahema returns 16 yards to the 22. Eagles drive to San Francisco 10 where Ruzek kicks 28-yard field goal with no time remaining.

**Sept. 4, 1994—Detroit Lions 31, Atlanta Falcons 28**, at Detroit; Falcons win toss. Falcons start at their own 16 after holding penalty on kickoff. After 3 plays, Alexander punts 41 yards to Detroit 39 where Clay returns 12 yards to Atlanta 49. Detroit drives to Atlanta 20 where Hanson kicks 37-yard field goal at 5:14.

**Sept. 11, 1994—New York Jets 25, Denver Broncos 22**, at New York; Jets win toss. Murrell returns kickoff 24 yards to New York 33. Jets drive to Denver 22 where Lowery kicks 39-yard field goal at 3:57.

\* **Sept. 19, 1994—Detroit Lions 20, Dallas Cowboys 17**, at Dallas; Lions win toss. Gray returns kickoff 24 yards to Detroit 32. Lions drive to Dallas 34 where Hanson's 51-yard field-goal attempt is blocked by Lett. Cowboys take possession at Dallas 42. Cowboys drive to Detroit 37 where Kennard fumbles and Swilling recovers. Lions take possession at Detroit 45. After 6 plays, Montgomery punts 31 yards to Dallas 16. Cowboys drive to Dallas 49 where Aikman fumbles and Thomas recovers at Dallas 43. Lions drive to Dallas 26 where Hanson kicks 44-yard field goal at 14:33.

**Oct. 16, 1994—Arizona Cardinals 19, Washington Redskins 16**, at Washington; Redskins win toss. Mitchell returns kickoff 27 yards to Washington 41. Redskins drive to Arizona 34 where Lohmiller's 51-yard field-goal attempt is blocked by Joyner and recovered by Williams who returns it to the Washington 37. After 5 plays, Peterson's 45-yard field-goal attempt is wide right. Redskins take possession at the Washington 36. After 3 plays, Roby punts 36 yards to the Arizona 37 where Robinson returns 3 yards to the 40. After 3 plays, Feagles punts 51 yards for a touchback. After 1 play, Shuler's pass is intercepted by Hoage who returns it to the Washington 12. Peterson kicks 29-yard field goal at 10:00.

**Oct. 16, 1994—Miami Dolphins 20, Los Angeles Raiders 17**, at Miami; Dolphins win toss. McDuffie returns kickoff 19 yards to Miami 23. Dolphins drive to Los Angeles 12 where Stoyanovich kicks 29-yard field goal at 5:46.

# **Oct. 20, 1994—Minnesota Vikings 13, Green Bay Packers 10**, at Minnesota; Vikings win toss. Ismail returns kickoff 22 yards to Minnesota 29. Vikings drive to Green Bay 9 where Fuad Reveiz kicks 27-yard field goal at 4:26.

**Oct. 30, 1994—Detroit Lions 28, New York Giants 25**, at New York; Giants win toss. Lewis returns kickoff 16 yards to New York 27. After 3 plays, Horan punts 42 yards to Detroit 24 where Gray calls for fair catch. Detroit drives to New York 6 where Hanson kicks 24-yard field goal at 6:43.

#**Oct. 30, 1994—Arizona Cardinals 20, Pittsburgh Steelers 17**, at Arizona; Steelers win toss. Johnson returns kickoff 24 yards to Pittsburgh 30 where he fumbles and Arizona's Merritt recovers at Pittsburgh 32. After 3 plays, Davis kicks 51-yard field goal at 1:40.

**Nov. 6, 1994—Cincinnati Bengals 20, Seattle Seahawks 17**, at Seattle; Seahawks win toss. Warren returns kickoff 32 yards to Seattle 33. After 3 plays, Tuten punts 37 yards to Cincinnati 28 where Sawyer calls for fair catch. After 3 plays, Johnson punts 64 yards to Seattle 2 where Truitt downs ball. Seahawks drive to Seattle 38 where Tuten punts 50 yards to Cincinnati 12 and Sawyer returns 5 yards to 17. Blake passes to Scott for 76 yards to Seattle 7. Pelfrey kicks 26-yard field goal at 8:14.

**Nov. 6, 1994—Pittsburgh Steelers 12, Houston Oilers 9**, at Houston; Steelers win toss. Stone returns kickoff 15 yards to Pittsburgh 28. After 3 plays, Royals punts 53 yards to Houston 13 where Givins downs ball. After 3 plays, Camarillo punts 57 yards to Pittsburgh 31 where Woodson returns 20 yards to Houston 49. After 3 plays, Royals punts 43 yards to Houston 15 where Coleman returns 3 yards to 18. After 5 plays, Camarillo punts 57 yards to Pittsburgh 12 where

## OVERTIME GAMES

Hastings returns 12 yards to 24. Steelers drive to Houston 41 where Royals punts 29 yards to Houston 12, and Coleman calls for fair catch. Brown fumbles on first play and Jones recovers at Houston 22. After 1 play, Anderson kicks 40-yard field goal at 11:24.

**Nov. 13, 1994—New England Patriots 26, Minnesota Vikings 20**, at New England; Patriots win toss. Thompson returns kickoff 27 yards to New England 33. Patriots drive to Minnesota 14 where Bledsoe passes 14 yards to Turner for touchdown at 4:10.

**Nov. 20, 1994—Pittsburgh Steelers 16, Miami Dolphins 13**, at Pittsburgh; Steelers win toss. Stone returns kickoff 15 yards to Pittsburgh 16. Steelers drive to Miami 39 where they lose possession on downs. Dolphins drive to Pittsburgh 47 where Arnold punts 35 yards to Pittsburgh 12 and Oliver downs ball. Steelers drive to Miami 21 where Anderson kicks 39-yard field goal at 10:19.

**Nov. 27, 1994—Chicago Bears 19, Arizona Cardinals 16**, at Arizona; Cardinals win toss. Levy returns kickoff 31 yards to Arizona 45. After 5 plays, Feagles punts 38 yards to the end zone for a touch-back. Bears drive to Arizona 10 where Butler kicks 27-yard field goal at 8:11.

**Nov. 27, 1994—Tampa Bay Buccaneers 20, Minnesota Vikings 17**, at Minnesota; Buccaneers win toss. Harris returns kickoff 12 yards to Tampa Bay 38. After 6 plays, Stryzinski punts 40 yards to Minnesota 4 where Guliford muffs punt and Buccaneers' Brady recovers. Husted kicks 22-yard field goal at 2:08.

# **Dec. 1, 1994—Minnesota Vikings 33, Chicago Bears 27**, at Minnesota; Bears win toss. Lewis returns kickoff 23 yards to Chicago 33. Bears drive to Minnesota 22 where Butler's 40-yard field goal attempt is wide left. After 1 play, Moon passes 65 yards to Carter for touchdown at 5:46.

**Dec. 4, 1994—Denver Broncos 20, Kansas City Chiefs 17**, at Kansas City; Broncos win toss. Milburn returns kickoff 24 yards to Denver 29. After 3 plays, Millen fumbles and Phillips recovers at Denver 35. After 4 plays, Allen fumbles and Smith recovers at Denver 27. After 6 plays, Rouen punts 45 yards to Kansas City 25 where Hughes calls for fair catch. After 3 plays, Aguiar punts 33 yards to Denver 42 where Chiefs down ball. Broncos drive to Kansas City 17 where Elam kicks 34-yard field goal at 12:12.

**Sept. 3, 1995—Cincinnati Bengals 24, Indianapolis Colts 21**, at Indianapolis; Bengals win toss. Dunn returns kickoff 15 yards to Bengals' 17. Cincinnati drives to Indianapolis 29 where Pelfrey kicks 47-yard field goal at 2:36.

**Sept. 3, 1995—Atlanta Falcons 23, Carolina Panthers 20**, at Atlanta; Panthers win toss. Baldwin downs kickoff for touchback. Panthers drive to Carolina 42 where Reich fumbles and ball is recovered by Archambeau at Carolina 31. Falcons drive to Panthers' 16 where Andersen kicks 35-yard field goal at 6:17.

**Sept. 10, 1995—Indianapolis Colts 27, New York Jets 24**, at New York; Jets win toss. Carter downs kickoff for touchback. Jets punt downed at Colts' 37. Colts drive to Jets' 35 where Cofer kicks 52-yard field goal at 4:27.

**Sept. 10, 1995—Kansas City Chiefs 20, New York Giants 17**, at Kansas City; Chiefs win toss. Vanover returns kickoff 30 yards to Chiefs' 28. Aguiar punts to Giants' 3. Horan punts to Chiefs' 49. Chiefs drive to Giants' 6 where Elliott kicks 23-yard field goal at 7:49.

**Sept. 17, 1995—Kansas City Chiefs 23, Oakland Raiders 17**, at Kansas City; Chiefs win toss. Vanover returns kickoff 28 yards to Chiefs' 41. M. Allen fumbles, ball recovered by Robbins at Raiders' 38. Hasty intercepts pass at Chiefs' 36 and returns it 64 yards for touchdown at 4:27.

**Sept. 17, 1995—Atlanta Falcons 27, New Orleans Saints 24**, at Atlanta; Saints win toss. Hughes returns kickoff 21 yards to Saints' 17. Metcalf returns Wilmsmeyer's punt 18 yards to Saints' 39. Stryzinski punts, fair catch by Hughes at Saints' 14. Wilmsmeyer punt downed at Falcons' 6. Falcons drive to Saints' 3 where Andersen kicks 21-yard field goal at 7:58.

# **Sept. 17, 1995—Dallas Cowboys 23, Minnesota Vikings 17**, at Minnesota; Cowboys win toss. K. Williams returns kickoff 23 yards to Cowboys' 27. E. Smith scores on 31-yard run at 2:26.

**Oct. 8, 1995—Indianapolis Colts 27, Miami Dolphins 24**, at Miami; Colts win toss. Warren returns kickoff 25 yards to Colts' 33.

Colts drive to Dolphins' 10 where Blanchard kicks 27-yard field goal at 4:58.

**Oct. 8, 1995—New York Giants 27, Arizona Cardinals 21**, at New York; Cardinals win toss. Terry returns kickoff 20 yards to Cardinals' 23. Hamilton recovers Krieg's fumble at Cardinals' 36. Lynch recovers Brown's fumble at Cardinals' 38. Armstead intercepts pass at Giants' 42 and returns it 58 yards for touchdown at 4:05.

**Oct. 8, 1995—Minnesota Vikings 23, Houston Oilers 17**, at Minnesota; Vikings win toss. Palmer returns kickoff 10 yards to Vikings' 15. Saxon's punt downed at Oilers' 8. Washington intercepts pass at Vikings' 47 and returns it 25 yards to Oilers' 28. R. Smith scores on 20-yard run at 7:10.

**Oct. 8, 1995—Philadelphia Eagles 37, Washington Redskins 34**, at Philadelphia; Redskins win toss. Redskins take possession at their 20 after touchback. Turk punt out of bounds at Eagles' 9. Eagles drive to Redskins' 18 where Anderson kicks 35-yard field goal at 10:06.

\* **Oct. 9, 1995—Kansas City Chiefs 29, San Diego Chargers 23**, at Kansas City; Chargers win toss. Coleman returns kickoff 24 yards to Chargers' 28. Vanover makes fair catch of Bennett's punt at Chiefs' 15. Coleman makes fair catch of Aguiar's punt at Chargers' 43. Vanover returns Bennett's punt 86 yards for a touchdown at 7:27.

**Oct. 15, 1995—Tampa Bay Buccaneers 20, Minnesota Vikings 17**, at Tampa Bay; Buccaneers win toss. Edmonds returns kickoff 19 yards to Buccaneers' 22. A. Lee returns Roby's punt to Vikings' 48. Vikings drive to Tampa Bays' 35 where Reveiz's 53-yard field-goal attempt is wide right. Buccaneers take over at own 43 and drive to Vikings' 33 where Husted kicks 51-yard field goal at 6:23.

**Oct. 22, 1995—Washington Redskins 36, Detroit Lions 30**, at Washington; Redskins win toss. B. Mitchell returns kickoff 16 yards to Redskins' 27. Turk's punt downed at Lions' 4. D. Green intercepts S. Mitchell's pass and returns it 7 yards for touchdown at 3:41.

**Oct. 29, 1995—Carolina Panthers 20, New England Patriots 17**, at New England; Panthers win toss. Baldwin returns kickoff 22 yards to Panthers' 25. Meggett makes fair catch of Barnhardt's punt at Patriots' 9. Guliford returns O'Neill's punt 9 yards to Patriots' 32. Panthers drive to Patriots' 12 where Kasay kicks 29-yard field goal at 7:08.

**Oct. 29, 1995—Cleveland Browns 29, Cincinnati Bengals 26**, at Cincinnati; Browns win toss. Hunter returns kickoff 31 yards to Browns' 31. Bieniemy returns Tupa's punt 9 yards to Bengals' 37. McCardell makes fair catch of Johnson's punt at Browns' 12. Bieniemy returns Tupa's punt 0 yards to Bengals' 38. Hall intercepts Blake's pass and returns it 5 yards to Bengals' 45. Browns drive to Bengals' 11 where Stover kicks 28-yard field goal at 6:30.

**Oct. 29, 1995—Arizona Cardinals 20, Seattle Seahawks 14**, at Arizona; Cardinals win toss. Dowdell returns kickoff 16 yards to Cardinals' 25. Cardinals drive to Seahawks' 10 where G. Davis' 27-yard field goal attempt is blocked. L. Lynch intercepts Friesz's pass at Cardinals' 28 and returns it 72 yards for a touchdown at 11:16.

**Nov. 5, 1995—Pittsburgh Steelers 37, Chicago Bears 34**, at Chicago; Bears win toss. Timpson returns kickoff 23 yards to Bears' 33. Hastings returns Sauerbrun's punt 2 yards to Steelers' 31. Steelers drive to Bears' 6 where N. Johnson kicks 24-yard field goal at 8:19.

**Nov. 12, 1995—Minnesota Vikings 30, Arizona Cardinals 24**, at Arizona; Vikings win toss. A. Lee returns kickoff 20 yards to Vikings' 25. Moon throws 50-yard touchdown pass to Ismail at 2:16.

**Nov. 26, 1995—Arizona Cardinals 40, Atlanta Falcons 37**, at Arizona; Falcons win toss. J. Anderson returns kickoff 20 yards to Falcons' 20. Stryzinski fumbles punt snap. Recovered by England at Falcons' 10 where G. Davis kicks 28-yard field goal at 1:43.

# **Dec. 10, 1995—Tampa Bay Buccaneers 13, Green Bay Packers 10**, at Tampa Bay; Buccaneers win toss. Edmonds returns kickoff 24 yards to Buccaneers' 23. Tampa Bay drives to Packers' 29 where Husted kicks 47-yard field goal at 3:46.

# **Sept. 1, 1996—Buffalo Bills 23, New York Giants 20**, at New York; Bills win toss. Daluiso kick is a touchback. Bills drive to Buffalo 46. Toomer returns Mohr's punt to Giants' 16. Dave Brown's fumble recovered by Spielman at Giants' 33. Bills drive to Giants' 16 where

## OVERTIME GAMES

Christie kicks 34-yard field goal at 9:08.

**Sept. 22, 1996—New England Patriots 28, Jacksonville Jaguars 25**, at New England; Patriots win toss. T. Brown returns kickoff 18 yards to Patriots' 29. Patriots drive to Jaguars' 22 where Vinatieri kicks 40-yard field goal at 2:36.

**Sept. 29, 1996—Arizona Cardinals 31, St. Louis Rams 28**, at Arizona; Cardinals win toss. Lohmiller kick is a touchback. Cardinals drive to Rams' 7 where G. Davis kicks 24-yard field goal at 1:54.

**Oct. 6, 1996—Buffalo Bills 16, Indianapolis Colts 13**, at Buffalo; Colts win toss. Christie kick is a touchback. Colts drive to Indianapolis 32. Burris returns Gardocki's punt to Bills' 35. Bills drive to Colts' 48. Mohr punts out of bounds at Colts' 14. Colts drive to Indianapolis 9. Burris returns Gardocki's punt to Colts' 48. Bills drive to Colts' 22 where Christie kicks 39-yard field goal at 9:22.

**#Oct. 6, 1996—Houston Oilers 30, Cincinnati Bengals 27**, at Cincinnati; Bengals win toss. Dunn returns kickoff 23 yards to Bengals' 34. Bengals drive to Cincinnati 36. Floyd returns L. Johnson's punt to Oilers' 18. Oilers drive to Bengals' 31 where Del Greco kicks 49-yard field goal at 7:07.

\* **Oct. 14, 1996—Green Bay Packers 23, San Francisco 49ers 20**, at Green Bay; 49ers win toss. D. Carter returns kickoff 23 yards to 49ers' 22. 49ers' drive to San Francisco 25. Howard makes fair catch of Thompson's punt at Packers' 44. Packers drive to 49ers' 35 where Jacke kicks 53-yard field goal at 3:41.

**Oct. 27, 1996—Baltimore Ravens 37, St. Louis Rams 31**, at Baltimore; Rams win toss. J. Thomas returns kickoff 17 yard to Rams' 17. Rams drive to Ravens' 15. F. Miller fumble in field goal formation recovered by S. Moore at Ravens' 17. Ravens drive to Baltimore 49 and turn ball over on downs. Rams drive to Ravens' 40 and turn ball over on downs. Testaverde throws 22-yard scoring pass to M. Jackson at 14:50.

**Nov. 10, 1996—Dallas Cowboys 20, San Francisco 49ers 17**, at San Francisco; Cowboys win toss. H. Walker returns kickoff 10 yards to Cowboys' 23. Cowboys drive to 49ers' 11 where Boniol kicks 29-yard field goal at 6:17.

**Nov. 10, 1996—Arizona Cardinals 37, Washington Redskins 34**, at Washington; Cardinals win toss. Blanton's kickoff is a touchback. Cardinals drive to Redskins' 15 where Butler misses 32-yard field goal. Redskins drive to Cardinals' 43 where Turk punts for touchback. L. Johnson fumble returned by Morrison to Cardinals' 27. Redskins drive to Cardinals' 31 where Blanton misses 48-yard field goal. Cardinals drive to Redskins' 15 where Butler kicks 32-yard field goal at 14:27.

**Nov. 10, 1996—Tampa Bay Buccaneers 20, Oakland Raiders 17**, at Tampa Bay; Buccaneers win toss. M. Marshall returns kickoff 15 yards to Bucs' 17. Bucs drive to Tampa Bay 36. T. Brown returns Barnhardt's punt four yards to Raiders' 22. Raiders drive to Oakland 25. M. Marshall returns Gossett's punt nine yards to Bucs' 39. Bucs drive to Raiders' 4 where Husted kicks 23-yard field goal at 11:56.

**#Nov. 17, 1996—Minnesota Vikings 16, Oakland Raiders 13**, at Oakland; Raiders win toss. Kaufman returns kickoff 32 yards to Raiders' 27. Raiders drive to Oakland 46 where Gossett punts to Vikings' 17. Vikings drive to Raiders' 12 where Sisson kicks 31-yard field goal at 11:53.

**Nov. 24, 1996—Jacksonville Jaguars 28, Baltimore Ravens 25**, at Baltimore; Jaguars win toss. Jordon returns kickoff 16 yards to Jaguars' 30. Jaguars drive to Jacksonville 37. Barker's punt is downed at Ravens' 6. Ravens drive to Jaguars' 37 where Pritchett recovers Byner's fumble. Jaguars drive to Ravens' 15 where Hollis kicks 34-yard field goal at 9:06.

**Nov. 24, 1996—San Francisco 49ers 19, Washington Redskins 16**, at Washington; 49ers win toss. D. Carter returns kickoff 20 yards to 49ers' 32. 49ers drive to Redskins' 20 where Wilkins kicks 38-yard field goal at 3:24.

**Dec. 1, 1996—Indianapolis Colts 13, Buffalo Bills 10**, at Indianapolis; Bills win toss. Moulds returns kickoff 26 yards to Bills' 25. Bills drive to Buffalo 49. Stock returns Mohr's punt one yard to Colts' 16. Colts drive to Bills' 32 where Blanchard kicks 49-yard field goal at 10:46.

**Aug. 31, 1997—Tennessee Oilers 24, Oakland Raiders 21**, at Ten-

nessee; Oilers win toss. Gray returns kickoff 32 yards to Tennessee 33. Oilers drive to Tennessee 38. Roby's punt is downed at the Oakland 33. Raiders drive to Oakland 32. Gray returns Araguz punt to Tennessee 35. Oilers drive to Oakland 15 where Del Greco kicks 33-yard field goal at 6:57.

**Sept. 7, 1997—Miami Dolphins 16, Tennessee Oilers 13**, at Miami; Dolphins win toss. Spikes returns kickoff 48 yards to Tennessee 45. Dolphins drive to Tennessee 11 where Mare kicks 29-yard field goal at 2:15.

**#Sept. 7, 1997—Arizona Cardinals 25, Dallas Cowboys 22**, at Arizona; Cowboys win toss. Walker returns kickoff 21 yards to Dallas 25. Cowboys drive to Arizona 43. Gowin punts 43 yards for a touchback. Cardinals drive to Dallas 44. Graham fumbles. Cowboys drive to Arizona 42. Williams fumbles. Cardinals drive to Dallas 3 where Butler kicks 20-yard field goal at 8:30.

**Sept. 14, 1997—Washington Redskins 19, Arizona Cardinals 13**, at Washington; Cardinals win toss. K. Williams returns kickoff 27 yards to Arizona 34. Cardinals drive to Arizona 40. McElroy fumbles. Redskins drive to Arizona 40. Westbrook catches 40-yard touchdown pass from Frerotte at 1:36.

**#Sept. 14, 1997—New England Patriots 27, New York Jets 24**, at New England; Patriots win toss. Hall's kickoff is a touchback. Patriots drive to New England 15. Bledsoe pass intercepted by O. Smith. Jets drive to New York 46. Hansen punts 47 yards. Meggett returns to New England 21. Patriots drive to New York 17 where Vinatieri kicks 34-yard field goal at 8:03.

**Sept. 28, 1997—Kansas City Chiefs 20, Seattle Seahawks 17**, at Kansas City; Seahawks win toss. Broussard returns kickoff 12 yards to Seattle 14. Seahawks drive to Seattle 17. Vanover returns Tuten punt 8 yards to Kansas City 26. Chiefs drive to Seattle 44. Aguiar punt downed at Seattle 11. Seahawks drive to Seattle 26. Moon pass intercepted by Woods and returned 13 yards to 50. Chiefs drive to Seattle 23 where Stoyanovich kicks 41-yard field goal at 13:04.

**Oct. 19, 1997—Philadelphia Eagles 13, Arizona Cardinals 10**, at Philadelphia; Cardinals win toss. K. Williams returns kickoff 28 yards to Arizona 42. Cardinals drive to Philadelphia 48. Feagles punts 48 yards for touchback. Eagles drive to Arizona 7 where Boniol kicks 24-yard field goal at 4:02.

**Oct. 19, 1997—New York Giants 26, Detroit Lions 20**, at Detroit; Giants win toss. Pegram returns kickoff 16 yards to New York 18. Giants drive to New York 32. Calloway catches 68-yard touchdown pass from Kanell at 1:40.

**Oct. 26, 1997—Denver Broncos 23, Buffalo Bills 20**, at Buffalo; Broncos win toss and elects to kickoff. Holmes returns kickoff 20 yards to Buffalo 25. Bills drive to Buffalo 23. Mohr punt downed at Denver 40. Broncos drive to Buffalo 48. Rouen punt downed at Buffalo 1. Bills drive to Buffalo 20. Gordon returns Mohr punt to Denver 42. Broncos drive to Buffalo 15 where Elam kicks 33-yard field goal at 13:04.

**Oct. 26, 1997—Pittsburgh Steelers 23, Jacksonville Jaguars 17**, at Pittsburgh; Steelers win toss. Coleman returns kickoff 23 yards to Pittsburgh 23. Steelers drive to Jacksonville 17. Bettis catches 17-yard touchdown pass from Stewart at 3:47.

\* **Oct. 27, 1997—Chicago Bears 36, Miami Dolphins 33**, at Miami; Dolphins win toss. McPhail returns kickoff 23 yards to Miami 27. Dolphins drive to Miami 36. Kidd punts out of bounds at Chicago 10. Bears drive to the Chicago 39. Sauerbrun punt out of bounds at Miami 27. Reeves recovers Marino fumble at Miami 17. Bears drive to Miami 17 where Jaeger kicks 35-yard field goal at 9:25.

**Nov. 2, 1997—New York Jets 19, Baltimore Ravens 16**, at New York; Jets win toss. Stover's kickoff is a touchback. Jets drive to Baltimore 20 where Hall kicks 37-yard field goal at 4:58.

**Nov. 16, 1997—Philadelphia Eagles 10, Baltimore Ravens 10**, at Baltimore; Eagles win toss. Stover's kickoff is a touchback. Eagles drive to Philadelphia 19. Hutton punts 36 yards to Baltimore 45. Ravens drive to Baltimore 36 where Eagles take over on downs. Eagles drive to Baltimore 33 where Ravens take over on downs. Ravens drive to Baltimore 37. Montgomery punts 55 yards, and Solomon returns to Philadelphia 22. Eagles drive to Philadelphia 16. Hutton punts 41 yards, and Roe returns to Baltimore 46. Ravens

## OVERTIME GAMES

drive to Philadelphia 35 where Stover's 53-yard field-goal attempt is no good. Eagles drive to Baltimore 22 where Boniol's 40-yard field-goal is no good as time expires.

**Nov. 16, 1997—New Orleans Saints 20, Seattle Seahawks 17**, at New Orleans; Seahawks win toss. Brien's kickoff is a touchback. Seahawks start at Seattle 20 where Moon's pass intercepted by Tubbs who returns 15 yards to Seattle 20. Saints Brien kicks 38-yard field goal at 17 seconds.

**#Nov. 23, 1997—New York Giants 7, Washington Redskins 7**, at Washington; Redskins win toss. Davis returns kickoff 28 yards to Washington 39. Redskins drive to Washington 36 where Hostetler's pass intercepted by Sehorn who returns minus-2 yards before laterally to Wooten who returns 5 yards to New York 41. Giants drive to New York 26 where Maynard punts 37 yards to Washington 37. Redskins drive to New York 39 where Hostetler fumble is recovered by Harris at New York 40. Giants drive to New York 43 where Maynard punts 57 yards for a touchback. Washington drives to New York 41. Giants take over on downs at New York 40. Giants drive to Washington 36 where Daluiso's 54-yard field-goal attempt is no good. Redskins drive to Washington 45 where Hostetler's pass intercepted by Sparks at New York 49. Giants drive to Washington 36 where Maynard punts 36 yards for a touchback. Redskins drive to New York 36 where Blanton's 54-yard field-goal attempt is no good. Giants drive to New York 45 where Kanell's pass intercepted by Patton who laterals to Pounds who returns 11 yards to Washington 24 as time expires.

**Nov. 30, 1997—Pittsburgh Steelers 26, Arizona Cardinals 20**, at Arizona; Cardinals win toss. K. Williams returns kickoff 11 yards to Arizona 23. Cardinals drive to Arizona 18 where Feagles punts 43 yards. Hawkins returns punt 9 yards to Pittsburgh 48. Steelers drive to Arizona 10 where Bettis scores on a 10-yard touchdown run at 5:34.

**Dec. 13, 1997—Pittsburgh 24, New England 21**, at New England; Steelers win toss. Coleman returns kickoff 19 yards to Pittsburgh 26. Steelers drive to New England 13 where Johnson kicks a 31-yard field goal at 4:43.

**Sept. 6, 1998—San Francisco 49ers 36, New York Jets 30**, at San Francisco; Jets win toss. Richey's kickoff is a touchback. Jets drive to New York 11. Gallery punts 48 yards. McQuarters returns to New York 43. 49ers drive to New York 44. Howard punts 23 yards to New York 21. Johnson calls fair catch. Jets drive to New York 47. Gallery's 49-yard punt downed at San Francisco 4. Hearst runs for a 96-yard touchdown at 4:08.

**Sept. 13, 1998—Cincinnati Bengals 34, Detroit Lions 28**, at Detroit; Lions win toss. Johnson's kickoff is a touchback. Lions drive to Detroit 47 where Mitchell's pass is intercepted by Sawyer and returned for a 58-yard touchdown at 2:06.

**Sept. 27, 1998—New Orleans Saints 19, Indianapolis Colts 13**, at Indianapolis; Saints win toss. Gardocki's kickoff is returned by Ismail to New Orleans 28. Saints drive to New Orleans 30. Royals punts 64 yards. Poole returns to Indianapolis 12. Colts drive to Indianapolis 20. Gardocki punts 58 yards. Hastings returns to New Orleans 29. Saints drive to New Orleans 32. Royals punts 59 yards. Punt downed at Indianapolis 9. Colts drive to Indianapolis 44 where Manning's pass is intercepted by Drakeford and returned to Indianapolis 36. Saints drive to Indianapolis 33. Wuerffel throws 33-yard touchdown pass to Cleeland at 6:10.

**Oct. 25, 1998—Miami Dolphins 12, New England Patriots 9**, at Miami; Dolphins win toss. Vinatieri's kickoff is returned by Avery to Miami 15. Dolphins drive to New England 26 where Mare kicks 43-yard field goal at 4:36.

**+Nov. 26, 1998—Detroit Lions 19, Pittsburgh Steelers 16**, at Detroit; Lions win toss. Johnson's kickoff is returned by Fair to Detroit 35. Lions drive to Pittsburgh 24 where Hanson kicks 42-yard field goal at 2:52.

**Dec. 6, 1998—San Francisco 49ers 31, Carolina Panthers 28**, at Carolina; Panthers win toss. Richey's kickoff is returned by Floyd to Carolina 36. Panthers drive to Carolina 38 where Beuerlein's fumble is recovered by Doleman at Carolina 30. 49ers drive to Carolina 5 where Richey kicks 23-yard field goal at 4:16.

**Dec. 13, 1998—Arizona Cardinals 20, Philadelphia Eagles 17**, at Philadelphia; Cardinals win toss. Boniol's kickoff is returned by Metcalf to Arizona 28. Cardinals drive to Philadelphia 15 where Jacke kicks 32-yard field goal at 4:30.

**Sept. 12, 1999—Dallas Cowboys 41, Washington Redskins 35**, at Washington; Redskins win toss. Gowin's kickoff is returned by B. Mitchell to Washington 24. Redskins drive to Washington 47. M. Turk punts 48 yards. Punt downed at Dallas 5. Cowboys drive to Dallas 24. Aikman passes 76-yard touchdown to R. Ismail at 4:09.

**Oct. 3, 1999—Baltimore Ravens 19, Atlanta Falcons 13**, at Atlanta; Falcons win toss. Stover's kickoff is returned by Oliver to Atlanta 18. Falcons drive to Atlanta 23. Stryzinski punts 41 yards, out of bounds at Baltimore 36. Baltimore drives to Baltimore 46. Case passes 54-yard touchdown to Armour at 2:29.

**Oct. 31, 1999—New York Giants 23, Philadelphia Eagles 17**, at Philadelphia; Giants win toss. Akers' kickoff is returned by Levinston to New York 27. New York drives to Giants 31. Maynard punts 43 yards to Philadelphia 26. Rossum returns to Eagles 28. Pederson drives to New York 45. Pederson's pass is intercepted by Strahan at Philadelphia 44. Giants' Peter batted ball up in the air as Pederson backpedaled. Strahan for 44 yards and touchdown at 4:24.

**Nov. 14, 1999—Minnesota Vikings 27, Chicago Bears 24**, at Chicago; Vikings win toss. Boniol kicks to Minnesota 2. Williams touchback. Minnesota starts from own 20. George's pass is intercepted by Harris at Minnesota 29 for -1 yard. Chicago starts at Minnesota 29 and moves to Minnesota 23. Boniol's 41-yard field goal is no good. Minnesota starts from own 31 and drives to Chicago 20. Anderson kicks 38-yard field goal at 9:02.

**Nov. 21, 1999—Chicago Bears 23, San Diego Chargers 20**, at San Diego; Bears win toss. Chicago starts from own 22. Miller completes four consecutive passes and Bears drive to San Diego 22. Enis rushes twice to San Diego 19. Boniol kicks 36-yard field goal at 4:58.

**\* Nov. 22, 1999—Denver Broncos 27, Oakland Raiders 21**, at Denver; Broncos win toss. Denver starts from own 33 and drives to Broncos' 35. Rouen punts 46 yards to Oakland 19. Oakland starts at own 19 and drives to Raiders' 25. Gannon fumbles and Broncos' Pryce recovers at Oakland 25. Denver running back Gary scores on 24-yard run at 2:40.

**Nov. 28, 1999—Washington Redskins 20, Philadelphia Eagles 17**, at Washington; Redskins win toss. Akers' kickoff is returned by Thrash for 48 yards to Philadelphia 46. Johnson completes 20-yard pass to Connell to Philadelphia 26. Johnson completes 9-yard pass to Mitchell to Philadelphia 9. Mitchell runs for seven yards to Philadelphia 2. On third down, Washington attempts field goal from Philadelphia 2. Johnson fumbles and recovers at Philadelphia 9. Conway kicks 27-yard field goal at 4:34.

**Dec. 19, 1999—Denver Broncos 36, Seattle Seahawks 30**, at Denver; Broncos win toss. Peterson kicks to Denver 8. Watson returns kick to Denver 27 for 19 yards. Broncos do not convert a first down. Rouen punts 46 yards, out of bounds at Seattle 25. Kitna passes to Dawkins for 17 yards at Seattle 47. Watters runs for 6 yards to Denver 47. Kitna sacked for 11-yard loss by Crockett. Kitna fumbles, forced by Crockett, recovered by Cadrez at Seattle 37. Cadrez for 37 yards and touchdown at 2:34.

**Dec. 26, 1999—Buffalo Bills 13, New England Patriots 10**, at New England; Patriots win toss. New England's Vinatieri misses 44-yard field goal from Buffalo 26. Buffalo takes over at Bills 34. Flutie passes to Moulds to New England 21 for 17 yards. Moulds fumbles, recovered by Bruschi at Patriots 21. New England drives to own 34. Johnson punts from New England 34 to Buffalo 42. Flutie passes to Price for 7 yards to New England 44. Flutie passes to Moulds for 11 yards to New England 27. Thomas runs for 9 yards to New England 6. Christie kicks 23-yard field goal at 13:12.

**#Dec. 26, 1999—Washington Redskins 26, San Francisco 49ers 20**, at San Francisco; Redskins win toss. Richey kicks to Washington 9, Thrash returns 13 yards to Washington 22. Johnson passes to Hicks for 25 yards to Washington 47. Centers runs for 12 yards to San Francisco 33. Johnson passes to Centers for 33 yards and

## OVERTIME GAMES

touchdown at 2:00.

**Jan. 2, 2000—Oakland Raiders 41, Kansas City Chiefs 38**, at Kansas City; Raiders win toss. Baker kicks 69 yards from Kansas City 30 to Oakland 1 and out of bounds. Oakland starts at Raiders 40. Gannon passes to Dudley for 21 yards to Kansas City 40. Gannon passes to Brown at Kansas City 16 for 24 yards. Crockett runs to Kansas City 15 for 1 yard. Nedney kicks 33-yard field goal at 3:13.

**Sept. 10, 2000—Tennessee Titans 17, Kansas City Chiefs 14**, at Tennessee; Titans win toss. Mason returns kickoff 28 yards to Tennessee 29. Face-mask penalty on Kansas City, 5 yards, enforced at 29. Titans drive to Kansas City 18 where Del Greco kicks 36-yard field goal at 2:58.

**Oct. 1, 2000—Dallas Cowboys 16, Carolina Panthers 13**, at Carolina; Cowboys win toss. Tucker returns kickoff 20 yards to Dallas 26. Dallas drives to Carolina 6 where Seder kicks 24-yard field goal at 3:52.

**Oct. 1, 2000—Washington Redskins 20, Tampa Bay Buccaneers 17**, at Washington; Redskins win toss. Thrash returns kickoff 32 yards to Washington 30. Washington gains five yards where Barnhardt punts 52 yards to Tampa Bay 13. Green returns for one yard to Tampa Bay 14. Buccaneers gain one yard to Tampa Bay 15 where Royals punts 50 yards to Washington 35. Sanders returns punt 57 yards to Tampa Bay 8. Davis rushes three times and gets to Tampa Bay 2 where Husted kicks 20-yard field goal at 4:09.

**Oct. 8, 2000—Oakland Raiders 34, San Francisco 49ers 28**, at San Francisco; Raiders win toss. Dunn returns kickoff 20 yards to Oakland 19. Raiders drive to San Francisco 17 where Janikowski misses 35-yard field-goal attempt wide right. San Francisco drives to Oakland 11 where Richey's 29-yard field-goal attempt is blocked by Dorsett. Raiders recover at Oakland 16. Oakland drives to San Francisco 31 where Gannon passes to Brown for 31-yard touchdown at 10:15.

**Oct. 15, 2000—Buffalo Bills 27, San Diego Chargers 24**, at Buffalo; Bills win toss. Bills drive to Buffalo 47. Mohr punts 42 yards to San Diego 11. Chargers drive to San Diego 38 where Harbaugh is intercepted at Buffalo 41. Flutie in for injured Johnson. Bills drive to San Diego 28. Christie kicks 46-yard field goal at 8:26.

\* **Oct. 23, 2000—New York Jets 40, Miami Dolphins 37**, at New York; Dolphins win toss. Marion returns kickoff 31 yards to Miami 37. Fielder is intercepted at Miami 46 by Coleman, who returns ball to 39 where he fumbles. Gadsden recovers ball for Dolphins and runs out of bounds at Miami 34. Dolphins drive to New York 43 where Fiedler is intercepted again by Coleman at the Jets 34. Jets drive to Miami 23 where Hall kicks 40-yard field goal at 6:47.

**Oct. 29, 2000—Jacksonville 23, Dallas Cowboys 17**, at Dallas; Jaguars win toss. Stith returns kickoff 24 yards to Jacksonville 34. Jaguars drive to Dallas 37 where Brunell passes to Whitted for a 37-yard touchdown at 3:02.

**Nov. 5, 2000—Buffalo Bills 16, New England Patriots 13**, at New England; Patriots win toss. Faulk returns kickoff 38 yards to New England 43. Penalty on New England for offensive holding, 10 yards, enforced at New England 33. Patriots lose one yard on three plays. Johnson punts 43 yards to Buffalo 35. Bills drive to New England 13 where Christie kicks 32-yard field goal at 4:21.

**Nov. 5, 2000—Philadelphia Eagles 16, Dallas Cowboys 13**, at Philadelphia; Eagles win toss. Mitchell returns kickoff 30 yards to Philadelphia 34. Eagles drive to Dallas 36 where McNabb is intercepted by Wortham at Dallas 30. Wortham returns interception to Dallas 31. Cowboys drive to Dallas 48 where Thomas fumbles. Recovered by Hauck at Dallas 48. Eagles drive to Dallas 13 where Akers kicks 32-yard field goal at 7:52.

\* **Nov. 6, 2000—Green Bay Packers 26, Minnesota Vikings 20**, at Green Bay; Packers win toss. Rossum returns kickoff 13 yards to Green Bay 18. Packers drive to Minnesota 43 where Favre passes to Freeman for a 43-yard touchdown at 3:27.

**Nov. 12, 2000—Philadelphia Eagles 26, Pittsburgh Steelers 23**, at Pittsburgh; Eagles win toss. Mitchell returns kickoff 24 yards to Philadelphia 37. Eagles drive to Pittsburgh 24 where Akers kicks 42-yard field goal at 4:09.

**Dec. 17, 2000—New England Patriots 13, Buffalo Bills 10**, at Buf-

falo; Bills win toss and elect to defend the South goal. Patriots elect to receive. Jackson returns kickoff 38 yards to New England 48. Patriots drive to Buffalo 31 where they turn the ball over on downs. Bills drive to New England 12 where Christie's 30-yard field goal attempt is blocked by Eaton. Patriots recover at New England 11. Patriots drive to Buffalo 6 where Vinatieri kicks 24-yard field goal at 14:37.

**Dec. 24, 2000—Green Bay Packers 17, Tampa Bay Buccaneers 14**, at Green Bay; Packers win toss. Rossum returns kickoff 29 yards to Green Bay 38. Packers drive to Tampa Bay 4 where Longwell kicks 22-yard field goal at 6:28.

**Sept. 9, 2001—St. Louis Rams 20, Philadelphia Eagles 17**, at Philadelphia; Eagles win toss. Wilkins' kickoff is a touchback. Eagles drive to Philadelphia 30. Landeta punts 34 yards to St. Louis 36. Rams drive to Philadelphia 8. Wilkins kicks 26-yard field goal at 7:56.

**Sept. 9, 2001—San Francisco 49ers 16, Atlanta Falcons 13**, at San Francisco; 49ers win toss. Feely's kickoff is a touchback. 49ers drive to Atlanta 6. Cortez kicks 24-yard field goal at 4:04.

**Oct. 14, 2001—New England Patriots 29, San Diego Chargers 26**, at New England; Chargers win toss. Jenkins returns kickoff 39 yards to San Diego 40. Chargers drive to San Diego 45. Bennett punts 32 yards to New England 23. Patriots drive to San Diego 26. Vinatieri kicks 44-yard field goal at 4:00.

**Oct. 14, 2001—San Francisco 49ers 37, Atlanta Falcons 31**, at Atlanta; 49ers win toss. Sutherland returns kickoff 24 yards to San Francisco 24. 49ers drive to Atlanta 14. Garcia fumbles, Hall recovers at Atlanta 16. Falcons drive to Atlanta 23. Mohr punts 44 yards to San Francisco 33. Garcia throws 52-yard touchdown to Owens at 8:34.

**Oct. 14, 2001—Tennessee Titans 31, Tampa Bay Buccaneers 28**, at Tennessee; Buccaneers win toss. D. Smith returns kickoff 17 yards to Tampa Bay 18. Buccaneers forced back to Tampa Bay 9. Royals punts 45 yards to Tennessee 46. Titans drive to Tampa Bay 32. Nedney kicks 49-yard field goal at 1:52.

**Oct. 21, 2001—Washington Redskins 17, Carolina Panthers 14**, at Washington; Redskins win toss. Bates returns kickoff 17 yards to Washington 14. Redskins drive to Carolina 5. Conway kicks 23-yard field goal at 1:47.

**Oct. 28, 2001—Chicago Bears 37, San Francisco 49ers 31**, at Chicago; 49ers win toss. Edinger's kickoff is a touchback. M. Brown intercepts Garcia pass and returns it 33 yards for touchdown at 16 seconds.

**Nov. 4, 2001—Chicago 27, Cleveland Browns 21**, at Chicago; Bears win toss. L. Johnson returns kickoff 31 yards to Chicago 32. Bears drive to Chicago 40. Maynard punts 52 yards to Cleveland 8. M. Brown intercepts Couch pass and returns it 16 yards for touchdown at 2:50.

**Nov. 4, 2001—New York Giants 27, Dallas Cowboys 24**, at New York; Cowboys win toss. Swinton returns kickoff 21 yards to Dallas 29. Cowboys drive to New York 48. Knorr punts 33 yards to New York 15. Giants drive to Dallas 24. Andersen kicks 42-yard field goal at 7:12.

**Nov. 11, 2001—Pittsburgh Steelers 15, Cleveland Browns 12**, at Cleveland; Steelers win toss. T. Edwards returns kickoff 21 yards to Pittsburgh 28. Steelers drive to Cleveland 14. Brown kicks 32-yard field goal at 5:22.

**Nov. 18, 2001—San Francisco 49ers 25, Carolina Panthers 22**, at Carolina; 49ers win toss. Sutherland returns kickoff 24 yards to San Francisco 26. 49ers drive to Carolina 8. Cortez kicks 26-yard field goal at 4:41.

**Dec. 2, 2001—Arizona Cardinals 34, Oakland Raiders 31**, at Oakland; Raiders win toss. Gramatica's kickoff is a touchback. Raiders drive to Oakland 40. Lechler punts 37 yards to Arizona 23. Cardinals drive to Arizona 48. Stanley punts 29 yards to Oakland 23. Woods recovers Dunn fumble on Oakland 25. Arizona drives to Oakland 18. Gramatica kicks 36-yard field goal at 7:29.

**Dec. 2, 2001—Seattle Seahawks 13, San Diego Chargers 10**, at Seattle; Seahawks win toss. Rogers returns kickoff 33 yards to Seattle 32. Seahawks drive to San Diego 6. Lindell kicks 24-yard field goal at 6:23.



## OVERTIME GAMES

**Dec. 2, 2001—Tampa Bay Buccaneers 16, Cincinnati Bengals 13**, at Cincinnati; Buccaneers win toss. F. Murphy returns kickoff 20 yards to Tampa Bay 38. Buccaneers drive to Cincinnati 35. Royals punts 31 yards to Cincinnati 4. Lynch recovers Dillon fumble on Cincinnati 3. Gramatica kicks 21-yard field goal at 5:06.

**Dec. 16, 2001—Kansas City Chiefs 26, Denver Broncos 23**, at Kansas City; Broncos win toss. Carter returns kickoff 24 yards to Denver 41. Broncos drive to Denver 35. Rouen punts 35 yards to Kansas City 30. Chiefs drive to Denver 23. T. Peterson misses 41-yard field-goal attempt. Broncos drive to Denver 32. Rouen punts 38 yards to Kansas City 30. Chiefs drive to Denver 14. T. Peterson kicks 32-yard field goal at 9:04.

**Dec. 16, 2001—New England Patriots 12, Buffalo Bills 9**, at Buffalo; Bills win toss. Bryson returns kickoff 23 yards to Buffalo 28. Bills drive to Buffalo 48. Moorman punts 52 yards to end zone. Patriots drive to Buffalo 5. Vinatieri kicks 23-yard field goal at 5:45.

**Dec. 30, 2001—Cincinnati Bengals 26, Pittsburgh Steelers 23**, at Cincinnati; Steelers win toss. Geason returns kickoff and laterals to Logan who carries ball 9 yards to Pittsburgh 38. Steelers drive to Cincinnati 39. Miller punts 38 yards to Cincinnati 1. Bengals drive to Pittsburgh 13. Rackers kicks 31-yard field goal at 10:52.

**Sept. 8, 2002—New York Jets 37, Buffalo Bills 31**, at Buffalo; Jets win toss. Morton returns kickoff 96 yards for touchdown at 14 seconds.

**Sept. 8, 2002—Green Bay Packers 37, Atlanta Falcons 34**, at Green Bay; Packers win toss. J. Walker returns kickoff 26 yards to Green Bay 34. Packers drive to Atlanta 39. Bidwell punts 27 yards to Atlanta 12. Falcons drive to Atlanta 14. Mohr punts 46 yards to Green Bay 40. Packers drive to Atlanta 19. Longwell kicks 34-yard field goal at 9:40.

**Sept. 8, 2002—New Orleans Saints 26, Tampa Bay Buccaneers 20**, at Tampa Bay; Tampa Bay wins toss. Stecker returns kickoff 31 yards to Tampa Bay 42. Buccaneers drive to New Orleans 39. Tupa punts 39 yards into end zone. Saints drive to New Orleans 20. Williams returns Johnson's punt 4 yards to Tampa Bay 46. Buccaneers drive to Tampa Bay 48. Tupa punts 52 yards into end zone. Saints drive to New Orleans 41. Williams returns Johnson's punt -4 yards to Tampa Bay 6. Buccaneers drive to Tampa Bay 5. Tupa pass intercepted by Allen in Tampa Bay end zone at 12:01.

**Sept. 15, 2002—Buffalo Bills 45, Minnesota Vikings 39**, at Minnesota; Buffalo wins toss. Rodgers returns kickoff 22 yards to Buffalo 22. Bills drive to Buffalo 48. Moorman punts 27 yards, downed at Minnesota 25. Vikings drive to Minnesota 32. Richardson punts 45 yards. Downed at Buffalo 23. Bills drive to Minnesota 26. Hollis' 44-yard field-goal attempt is no good. Vikings take over on Minnesota 35. Drive to Minnesota 41. Richardson punts 52 yards. Returned by Rogers 16 yards to Buffalo 24. Bills drive to Minnesota 48. Bledsoe throws 48-yard pass to Price for touchdown at 10:12.

**Sept. 22, 2002—Cleveland Browns 31, Tennessee Titans 28**, at Tennessee; Cleveland wins toss. White returns kickoff 6 yards to Cleveland 26. Browns drive to Tennessee 15. Dawson kicks 33-yard field goal at 4:09.

**Sept. 22, 2002—New England Patriots 41, Kansas City Chiefs 38**, at New England; New England wins toss. Branch returns kickoff 30 yards to New England 30. Patriots drive to Kansas City 17. Vinatieri kicks 35-yard field goal at 4:36.

**Sept. 29, 2002—Buffalo Bills 33, Chicago Bears 27**, at Buffalo; Chicago wins toss. Johnson returns kickoff 19 yards to Chicago 20. Bears drive to Chicago 25. Maynard punts 31 yards to Buffalo 44. Fair catch by Mannely. Buffalo drives to Chicago 26. Bledsoe throws 26-yard pass to Henry for touchdown at 2:48.

**Sept. 29, 2002—Pittsburgh Steelers 16, Cleveland Browns 13**, at Pittsburgh; Pittsburgh wins toss. Mays returns kickoff 32 yards to Pittsburgh 32. Maddox's pass intercepted by Davis at Pittsburgh 34, returned for no gain. Cleveland drives to Pittsburgh 27. Dawson's 45-yard field-goal attempt no good, tipped at line of scrimmage by Flowers. Steelers take over at Pittsburgh 35. Steelers drive to Cleveland 6, and 24-yard field-goal attempt by Peterson blocked by McKinley, recovered by Peterson, fumbles, recovered by Fiala. Peterson's 31-yard field goal is good at 6:58.

**Oct. 20, 2002—Denver Broncos 37, Kansas City Chiefs 34**, at Denver; Denver wins toss. Kasper returns kickoff 15 yards to Denver 24. Broncos drive to Denver 33. Rouen punts 43 yards to Kansas City 24. Hall returns punt 13 yards to Kansas City 37. Chiefs drive to Kansas City 43. Stryzinski's punt is blocked and recovered by Burns at Kansas City 32. Denver drives to Kansas City 7. Elam's 25-yard field goal is good at 2:52.

**Oct. 20, 2002—Detroit Lions 23, Chicago Bears 20**, at Detroit; Detroit wins toss. Edinger's kickoff goes out of bounds at Detroit 2. Lions take over at Detroit 40. Lions drive to Chicago 30. Hanson's 48-yard field goal is good at 4:42.

**Oct. 20, 2002—San Diego Chargers 27, Oakland Raiders 21**, at Oakland; San Diego wins toss. Chargers start at San Diego 20 after touchback. Chargers drive to Oakland 19. Tomlinson runs 19 yards for touchdown at 3:33.

**Oct. 20, 2002—Arizona Cardinals 9, Dallas Cowboys 6**, at Arizona; Dallas wins toss. Swinton returns kickoff 26 yards to Dallas 24. Cowboys drive to Dallas 29. Knorr punts 45 yards to Arizona 26. Jackson returns 5 yards to Arizona 31. Cardinals drive to Dallas 38. Player punts 38 yards into end zone. Cowboys take over at Dallas 20. Cowboys drive to Arizona 49. Knorr punts 31 yards to Arizona 18. Fair catch by Jackson. Cardinals drive to Dallas 22. Gramatica's 40-yard field goal is good at 11:45.

**Nov. 3, 2002—San Francisco 49ers 23, Oakland Raiders 20**, at Oakland; San Francisco wins toss. Janikowski's kickoff returned to SF 22 by J. Williams. 49ers drive to Oakland 5. Cortez's 23-yard field goal at 8:41.

**Nov. 10, 2002—Atlanta Falcons 34, Pittsburgh Steelers 34**, at Pittsburgh; Pittsburgh wins toss. Touchback on Feely kickoff. Pittsburgh starts at own 20, drives to Atlanta 30. Peterson's 48-yard field-goal attempt blocked by Finneran. Atlanta takes over at own 47, drives to Atlanta 33. Mohr punts 47 yards to Randle El, who returns to Pittsburgh 18. Steelers drive to Atlanta 33. Miller punts 22 yards to Atlanta 12, no return. Falcons drive to Atlanta 23. Mohr punts 52 yards. Randle El returns 1 yard to Pittsburgh 26. Steelers drive to Pittsburgh 44. Maddox intercepted by Mathis at Atlanta 43. Mathis returns to Pittsburgh 44. Atlanta drives to Pittsburgh 37. Feely's 56-yard field-goal attempt blocked by Farrior. Pittsburgh takes over on own 49. Maddox pass to Burress downed at Atlanta 1 as time expires.

**Nov. 17, 2002—San Diego Chargers 20, San Francisco 49ers 17**, at San Diego; San Diego wins toss. Jenkins returns Cortez kickoff 39 yards to San Diego 38. Chargers drive to San Diego 38. Bennett punts 47 yards to San Francisco 15. Williams returns 9 yards to San Francisco 24. 49ers drive to San Diego 23. Cortez's 41-yard field-goal attempt is no good. San Diego takes over on San Diego 31. Chargers drive to San Francisco 22. Christie's 40-yard field goal is good at 10:49.

**Nov. 24, 2002—Chicago Bears 20, Detroit Lions 17**, at Chicago; Detroit wins toss. Elects to defend the north goal. Hanson kicks 72 yards. Kick returned 37 yards to Chicago 35. Chicago drives to Detroit 22. Edinger's 40-yard field-goal attempt is good at 6:02.

**#Nov. 24, 2002—Indianapolis Colts 23, Denver Broncos 20**, at Denver; Indianapolis wins toss. Knorr kicks 66 yards. Returned by Walters 28 yards to Indianapolis 32. Colts drive to Denver 33. Vanderjagt's 51-yard field-goal attempt is good at 5:38.

**Dec. 1, 2002—Atlanta Falcons 30, Minnesota Vikings 24**, at Minnesota; Minnesota wins toss. Feely kicks 60 yards. Returned by Carter 10 yards to Minnesota 20. Vikings drive to Minnesota 11. Richardson punts 47 yards to Atlanta 42. Returned by Rossum 10 yards to Minnesota 48. Falcons drive to Minnesota 46. Vick runs 46 yards for touchdown at 2:25.

**Dec. 1, 2002—Tennessee Titans 32, New York Giants 29**, at New York; New York wins toss. Nedney kicks 68 yards. Returned by Joyce 38 yards to New York 40. Giants drive to New York 46. Allen punts 34 yards to Tennessee 20. Fair catch by O'Leary. Titans drive to New York 20. Nedney's 38-yard field goal good at 5:00.

**Dec. 1, 2002—San Diego Chargers 30, Denver Broncos 27**, at San Diego; Denver wins toss. Christie kicks 65 yards. Droughns returns 27 yards to Denver 32. Broncos drive to Denver 23. Knorr

## OVERTIME GAMES

punts 36 yards to San Diego 41. Fair catch by Dwight. Chargers drive to Denver 19. Christie's 38-yard field-goal attempt blocked. Denver takes over on own 27. Broncos drive to San Diego 34. Elam's 53-yard field-goal attempt is no good. San Diego takes over on own 43. Chargers drive to Denver 9. Christie's field goal is good from 27 yards at 11:59.

**Dec. 8, 2002—Arizona Cardinals 23, Detroit Lions 20**, at Arizona; Arizona wins toss. Hanson kicks 64 yards. Kasper returns 19 yards to Arizona 30. Cardinals drive to Detroit 24. Gramatica's 42-yard field-goal attempt is good at 4:12.

**Dec. 15, 2002—Seattle Seahawks 30, Atlanta Falcons 24**, at Atlanta; Atlanta wins toss. Lindell kicks 69 yards. Returned 17 yards to Atlanta 18 by Rossum. Atlanta drives to Seattle 18. Feely's 36-yard field-goal attempt wide right. Seattle takes over at own 26. Seahawks drive to Atlanta 27. Alexander runs 27 yards for a touchdown at 10:36.

**Dec. 29, 2002—New York Giants 10, Philadelphia Eagles 7**, at N.Y. Giants; Philadelphia wins toss. Bryant kicks 57 yards. Returned by Mitchell 32 yards to Philadelphia 45. Eagles drive to mid-field. Feeley's pass intercepted by Williams at New York 37, returned for no gain. Giants drive to Philadelphia 22. Bryant's 39-yard field-goal attempt is good at 5:10.

**Dec. 29, 2002—New England Patriots 27, Miami Dolphins 24**, at New England; New England wins toss. Mare kicks 68 yards out of bounds. Patriots begin at own 40. New England drives to Miami 17. Vinatieri's 35-yard field goal is good at 2:03.

**Dec. 29, 2002—Seattle Seahawks 31, San Diego Chargers 28**, at San Diego; Seattle wins toss. Christie kicks 64 yards. Returned by Williams 26 yards to Seattle 32. Seahawks drive to San Diego 28. Hasselbeck's pass is intercepted by Molden at San Diego 20 and returned 1 yard to the 21. Chargers drive to San Diego 12. Bennett punts 48 yards to Seattle 40. Returned by Engram 8 yards to Seattle 48. Seahawks drive to San Diego 6. Lindell's 24-yard field goal is good at 9:58.

Sept. 14, 2003—St. Louis Rams 27, San Francisco 49ers 24, at St. Louis; Rams win the toss. Harris returns kick 42 yards to St. Louis 48. Rams drive to San Francisco 10. Wilkins kicks 28-yard field goal at 1:56.

Sept. 14, 2003—Carolina Panthers 12, Tampa Bay Buccaneers 9, at Tampa Bay; Panthers win toss. Touchback. Carolina starts at own 20, drives to own 37. Sauerbrun punts 45 yards to Tampa Bay 18. Buccaneers drive to Carolina 42. Tupa punts 34 yards to Carolina 8. Smith returns punt 52 yards to Tampa Bay 40. Panthers drive to Tampa Bay 29. Kasay kicks 47-yard field goal at 11:26.

\* Sept. 15, 2003—Dallas Cowboys 35, New York Giants 32, at New York; Cowboys win toss. Smith returns kickoff 21 yards to Dallas 29. Cowboys drive to Dallas 48. Gowin punts 32 yards to Giants 20. Giants drive to New York 15. Feagles punts 42 yards to Dallas 43. Cowboys drive to New York 6. Cundiff kicks 25-yard field goal at 9:04.

Sept. 21, 2003—New York Giants 24, Washington Redskins 21, at Washington; Giants win toss. Begin drive on New York 6 due to penalty on kickoff return. Giants drive to Washington 11. Bryant kicks 29-yard field goal at 4:15.

Sept. 28, 2003—Oakland Raiders 34, San Diego Chargers 31, at Oakland; Chargers win toss. Johnson returns kickoff to San Diego 24. Chargers drive to San Diego 36. Bennett punts 46 yards to Oakland 18. Raiders drive to Oakland 8. Lechler punts 49 yards to San Diego 43. Chargers drive to San Diego 39. Bennett punts to Oakland 8. Raiders drive to San Diego 28. Janikowski kicks 46-yard field goal at 9:59.

Oct. 5, 2003—Buffalo Bills 22, Cincinnati Bengals 16, at Buffalo; Bengals win toss. Begin drive on Cincinnati 20 after touchback. Bengals drive to Cincinnati 28. Harris punts 29 yards to Buffalo 43. Bills drive to Cincinnati 2. Henry scores on 2-yard touchdown run at 3:53.

\* Oct. 6, 2003—Indianapolis Colts 38, Tampa Bay Buccaneers 35, at Tampa Bay; Buccaneers win toss. Barlow returns kickoff 30 yards to Tampa Bay 30. Buccaneers drive to Indianapolis 41. Tupa punts to Indianapolis 13. Colts drive to Tampa Bay 11. Vanderjagt kicks 29-yard field goal at 11:13.

Oct. 12, 2003—Carolina Panthers 23, Indianapolis Colts 20, at Indianapolis; Panthers win toss. Smart returns kickoff to Carolina 27. Panthers drive to Indianapolis 30. Kasay kicks 47-yard field goal at 5:39.

Oct. 12, 2003—Kansas City Chiefs 40, Green Bay Packers 34, at Green Bay; Chiefs win toss. Hall returns kick to Kansas City 29. Chiefs drive to Green Bay 30. Andersen misses 48-yard field goal (ball tipped at line). Packers take over possession at Green Bay 39. A. Green fumbles after eight-yard run. Chiefs recover at Kansas City 49. T. Green throws 51-yard touchdown pass to Kennison at 6:18.

Oct. 19, 2003—New England Patriots 19, Miami Dolphins 13, at Miami; Dolphins win toss. Rogers returns kickoff 24 yards to Miami 26. Dolphins drive to New England 17. Mare's 35-yard field-goal attempt no good. Patriots take over on New England 26. Patriots drive to New England 40. Walter punts to Miami 21. Returned by Rogers to Miami 30. Dolphins drive to Miami 45. Fiedler pass intercepted by Poole at New England 18. Brady passes 82 yards to Brown for touchdown at 9:15.

Oct. 26, 2003—Carolina Panthers 23, New Orleans Saints 20, at New Orleans; Saints win toss. Lewis returns kickoff 53 yards to Carolina 46. Saints drive to Carolina 37. McAllister fumbles on fourth-and-one. Panthers take over at Carolina 38 and drive to New Orleans 12. Kasay kicks 31-yard field goal at 4:36.

Oct. 26, 2003—Arizona Cardinals 16, San Francisco 49ers 13, at Arizona; Cardinals win toss. 49ers' Pochman kicks out of bounds. Cardinals take possession at Arizona 40 and drive to San Francisco 22. Duncan kicks 39-yard field goal at 4:59.

Nov. 2, 2003—New York Giants 31, New York Jets 28, at New York Jets; Giants win toss. Mitchell returns kick 26 yards to Giants 34. Giants drive to Jets 21. Conway misses 39-yard field-goal attempt. Jets take over on own 30. Drive to Giants 49. Stryzinski's punt returned by Mitchell two yards to Giants 18. Giants drive to own 35. Feagles' punt returned six yards by Moss to Jets 29. Jets drive to Giants 32. Brien's 51-yard field goal attempt is blocked by Allen. Giants take over on own 36, drive to Jets 11. Conway kicks 29-yard field goal at 14:56.

Nov. 9, 2003—New York Jets 27, Oakland Raiders 24, at Oakland; Jets win toss. Jordan returns kick 12 yards to New York 25. Jets drive to Oakland 21. Brien kicks 38-yard field goal at 5:56.

Nov. 16, 2003—Miami Dolphins 9, Baltimore Ravens 6, at Miami; Dolphins win toss. Dolphins start at Miami 20 after touchback, drive to Baltimore 45. Turk punts 36 yards to Baltimore 9. Ravens drive to Baltimore 36. Lewis fumbles, recovered by Dolphins' Thomas. Dolphins drive to Baltimore 25. Mare kicks 43-yard field goal at 6:12.

Nov. 16, 2003—New Orleans Saints 23, Atlanta Falcons 20, at New Orleans; Saints win toss. Lewis returns kick 39 yards to New Orleans 38. Saints drive to New Orleans 40. McAllister fumbles on Atlanta 2 after 58-yard run. Ball recovered by Falcons' Stewart for touchback. Falcons drive to New Orleans 37. Feely's 54-yard field-goal attempt no good. Saints take over on New Orleans 45. Drive to Atlanta 18. Carney kicks 36-yard field goal at 3:59.

Nov. 23, 2003—New England Patriots 23, Houston Texans 20, at Houston; Texans win toss, take over possession at own 13 after penalty on Hollings' return. Patriots intercept Texans at Houston 23. Patriots drive to Houston 19. Vinatieri's 37-yard field-goal attempt blocked. Texans take over at own 27, drive to New England 40. Stanley punts 31 yards to New England 9. Patriots drive to New England 4. Walter punts 31 yards to New England 35. Texans drive to New England 40. Stanley punts 26 yards to New England 14. Patriots drive to Houston 10. Vinatieri kicks 28-yard field goal at 14:19.

Nov. 23, 2003—Baltimore Ravens 44, Seattle Seahawks 41, at Baltimore; Seahawks win toss. Morris returns kick to Seattle 27. Seahawks drive to Seattle 30. Rouen punts 50 yards to Baltimore 20, returned 1 yard by Brightful to Baltimore 21. Ravens drive to Seattle 24. Stover kicks 42-yard field goal at 8:28.

Nov. 23, 2003—St. Louis Rams 30, Arizona Cardinals 27, at Arizona; Rams win toss. Harris returns kick to St. Louis 14. Rams drive to Arizona 31. Wilkins kicks 49-yard field goal at 3:38.

# Dec. 7, 2003—Atlanta Falcons 20, Carolina Panthers 14, at Atlanta; Panthers win toss. Smart returns kickoff 19 yards to Carolina 22.

## OVERTIME GAMES

Panthers drive to Carolina 29. Delhomme's pass intercepted by Mathis at Carolina 32 and returned for touchdown at 1:19.

Dec. 14, 2003—Denver Broncos 23, Cleveland Browns 20, at Cleveland; Browns win toss, start on Cleveland 20 after touchback. Browns drive to Cleveland 17. Gardocki punts 42 yards, returned by O'Neal 6 yards to Denver 47. Broncos drive to Cleveland 7. Elam kicks 25-yard field goal at 5:10.

Dec. 21, 2003—San Francisco 49ers 31, Philadelphia Eagles 28, at Philadelphia; Eagles win toss, start on Philadelphia 21 after penalty on Thrash's return. McNabb's pass intercepted by 49ers' Parrish and returned 29 yards to Philadelphia 4. On second down, Peterson kicks 22-yard field goal at 1:05.

# Dec. 28, 2003—Baltimore Ravens 13, Pittsburgh Steelers 10, at Baltimore; Steelers win toss. Mays returns kick to Pittsburgh 20. Steelers drive to Pittsburgh 27. Miller punts 43 yards, returned 6 yards by Brightful to Baltimore 36. Ravens drive to Pittsburgh 29. Stover kicks 47-yard field goal at 3:28.

Sept. 26, 2004—New Orleans Saints 28, St. Louis Rams 25, at St. Louis; Rams win the toss. Furrey returns kick 23 yards to St. Louis 32. Rams drive to own 41. Landeta punts 41 yards to New Orleans 18. Lewis returns punt 15 yards to New Orleans 33. Saints drive to St. Louis 13. Carney kicks 31-yard field goal at 7:04.

Oct. 10, 2004—Minnesota Vikings 34, Houston Texans 28, at Houston; Vikings win the toss. Burtleson returns kick 29 yards to Minnesota 30. Vikings drive to own 35. Bennett punts 47 yards to Houston 18. Houston drives to own 38. Stanley punts 43 yards to Minnesota 19. Minnesota drives to the 50. Culpepper passes to Robinson for 50-yard touchdown at 7:55.

Oct. 10, 2004—St. Louis Rams 33, Seattle Seahawks 27, at Seattle; Rams win the toss. Harris returns kick 17 yards to St. Louis 29. Rams drive to own 48. Bulger passes to McDonald for 52-yard touchdown at 3:02.

Oct. 10, 2004—San Francisco 49ers 31, Arizona Cardinals 28, at San Francisco; 49ers win the toss. Jackson returns kick 14 yards to San Francisco 39. 49ers drive to Arizona 14. Peterson kicks 32-yard field goal at 3:23.

Oct. 24, 2004—Philadelphia Eagles 34, Cleveland Browns 31, at Cleveland; Eagles win the toss. Reed returns kick 27 yards to Philadelphia 30. Eagles drive to Cleveland 37. Johnson punts 47 yards for touchback. Cleveland drives to own 47. Frost punts 30 yards to Eagles 22. Philadelphia drives to Cleveland 32. Akers kicks 50-yard field goal at 9:58.

Nov. 14, 2004—Jacksonville Jaguars 23, Detroit Lions 17, at Jacksonville; Jaguars win the toss. Lewis returns kick 17 yards to the Jacksonville 24. Jaguars drive to the Detroit 38. Garrard passes to Smith for 38-yard touchdown at 5:28.

Nov. 14, 2004—Chicago Bears 19, Tennessee Titans 17, at Tennessee; Bears win the toss. Azumah returns kick 22 yards to Chicago 26. Bears drive to own 48. Maynard punts 43 yards to Tennessee. Fair catch by Mason. Volek sacked at Tennessee 0 and fumble is recovered by Miller who is tackled in the end zone for safety at 3:17.

Nov. 14, 2004—Baltimore Ravens 20, New York Jets 17, at New York; Jets win the toss. Touchback. Jets drive to own 24. Gowin punts to Baltimore 35. Sams returns punt 9 yards to Baltimore 44. Ravens drive to own 49. Stewart punts 42 yards and ball is downed at the New York 9. Jets drive to own 16. Gowin punts 43 yards to Baltimore 41. Sams returns punt to Baltimore 44. Baltimore drives to New York 24. Stover kicks 42-yard field goal at 7:25.

Dec. 12, 2004—San Francisco 49ers 31, Arizona Cardinals 28, at Arizona; 49ers win the toss. Touchback. 49ers drive to Arizona 37. Lee punts to 34 yards and is downed at Arizona 3. Cardinals drive to own 7. Player punts 51 yards and is returned to Arizona 49. 49ers drive to own 13. Peterson kicks 31-yard field goal at 6:22.

# Dec. 18, 2004—Atlanta Falcons 34, Carolina Panthers 31, at Atlanta; Panthers win the toss. Broussard returns kick 16 yards to Carolina 19. Delhomme intercepted by Beasley returns pass 30 yards to Carolina 23. Atlanta drives to Carolina 20. Feely kicks 38-yard field goal at 2:25.

Dec. 26, 2004—Indianapolis Colts 34, San Diego Chargers 31, at Indianapolis; Colts win the toss. Rhodes returns kick 17 yards to Indi-

anapolis 27. Colts drive to San Diego 17. Vanderjagt kicks 30-yard field goal at 2:47.

Jan. 2, 2005—St. Louis Rams 32, New York Jets 29, at St. Louis; Rams win the toss. Cason returns kick to St. Louis 24. Rams drive to New York 44. Stemke punts into endzone for touchback. Jets drive to own 44. Gowin punts 33 yards. Fair catch at St. Louis 23. Rams drive to own 31. Stemke punts to New York 27 and returned by McCareins two yards. Jets drive to St. Louis 35. Brien misses 53-yard field goal wide right. Rams begin drive from own 43. Rams drive to Jets 13. Wilkins kicks 31-yard field goal at 11:58.

Sept. 25, 2005—Jacksonville Jaguars 26, New York Jets 20, at New York; Jets win the toss. Miller returns kick for 29 yards to Jets 21. Mathis intercepts Pennington pass and returns to Jets 46. Rhodes intercepts Leftwich pass at Jets 12 for no return. Jets drive ends at own 1. Graham punts 44 yards. Pearman returns punt 11 yards to Jets 34. Leftwich passes to Smith for 36-yard touchdown at 6:05.

Oct. 2, 2005—Washington Redskins 20, Seattle Seahawks 17, at Washington; Redskins win the toss. Betts returns kick for 24 yards to Washington 23. Redskins drive to Seattle 22. Novak kicks a 39-yard field goal at 5:31.

Oct. 16, 2005—Jacksonville Jaguars 23, Pittsburgh Steelers 17, at Pittsburgh; Steelers win the toss. Morgan returns kick for 74 yards to Jacksonville 26. Maddox fumbles and ball is recovered by Jaguars on own 36. Jaguars drive ends on own 16. Hanson punts 48 yards. Randle El returns punt 2 yards to Pittsburgh 35. Mathis intercepts Maddox pass and returned 41 yards for a touchdown at 3:36.

Oct. 16, 2005—Dallas Cowboys 16, New York Giants 13, at Dallas; Cowboys win the toss. Thompson returns kick 23 yards to Dallas 23.

Cowboys drive to Giants 26. Cortez kicks a 45-yard field goal at 3:47.

Oct. 30, 2005—Chicago Bears 19, Detroit Lions 13, at Detroit; Lions win the toss. Drummond returns kick 15 yards to Detroit 22. Lions drive to own 28. Harris punts 45 yards. Wade returns to Chicago 23 for no gain. Bears drive to own 48. Maynard punts 39 yards. Fair catch by Drummond at Detroit 13. Garcia pass intercepted by Tillman and returned 22 yards for a touchdown at 6:17.

Nov. 20, 2005—Baltimore Ravens 16, Pittsburgh Steelers 13, at Baltimore; Steelers win the toss. Colclough returns kick 16 yards to Pittsburgh 18. Steelers drive ends at own 36. Gardocki punts 27 yards. Ball downed at Baltimore 37. Ravens drive to own 39. Zastudil punts 26 yards. Ball downed at Pittsburgh 35. Steelers drive ends at own 33. Gardocki punts 37 yards. Sams returns punt 14 yards to Baltimore 44. Ravens drive to Pittsburgh 26. Stover kicks 44-yard field goal at 10:51.

+ Nov. 24, 2005—Denver Broncos 24, Dallas Cowboys 21, at Dallas; Broncos win the toss. Da. Williams returns kick 27 yards to own 32. Broncos drive to Dallas 7. Elam kicks 24-yard field goal at 1:11.

Nov. 27, 2005—St. Louis Rams 33, Houston Texans 27, at Houston; Texans win the toss. Touchback. Drive begins at Houston 20. Texans drive to St. Louis 47. Stanley punts 47 yards. Touchback. Drive begins at St. Louis 20. Fitzpatrick passes to Curtis for 56-yard touchdown at 6:14.

Nov. 27, 2005—San Diego Chargers 23, Washington Redskins 17, at Washington; Chargers win the toss. Sproles returns kick 22 yards to San Diego 35. Tomlinson runs 41 yards for a touchdown at 34 seconds.

Nov. 27, 2005—Seattle Seahawks 24, New York Giants 21, at Seattle; Seahawks win the toss. Scobey returns kick 24 yards to Seattle 22. Seahawks drive ends at own 13. Rouen punts 40 yards. Morton returns punt 2 yards to Giants 49. Giants drive to Seattle 36. Feely misses 54-yard field goal. Seahawks drive begins at own 44. Drive ends at Giants 46. Rouen punts 46 yards. Touchback. Drive begins at Giants 20. Seahawks drive to own 27. Feely misses 45-yard field goal. Drive begins at Seattle 35. Seahawks drive to Giants 18. Brown kicks 36-yard field goal at 12:15.

# Dec. 11, 2005—Green Bay Packers 16, Detroit Lions 13, at Green Bay; Packers win the toss. Chatman returns kick 33 yards to Green Bay 35. Packers drive to Lions 11. Longwell kicks 28-yard field goal at 5:17.

Dec. 11, 2005—New York Giants 26, Philadelphia Eagles 23, at Philadelphia; Eagles win the toss. Hood returns kick 27 yards to

## OVERTIME GAMES

Philadelphia 33. Eagles drive ends on own 33. Landeta punts 41 yards. Morton returns punt 7 yards to Giants 33. Manning pass intercepted by Dawkins at Philadelphia 37 and returned for no gain. McMahon fumbles and ball recovered by K. Allen. Fumble returned 2 yards. Giants drive begins on Philadelphia 37. Giants drive to Philadelphia 18. Feely kicks 36-yard field goal at 11:05.

Dec. 24, 2005—Tampa Bay Buccaneers 27, Atlanta Falcons 24, at Tampa Bay; Buccaneers win the toss. Shepherd returns kick 18 yards and fumbles. Ball is recovered by Falcons' Heard at Tampa Bay 18. Falcons drive to Tampa Bay 10. Peterson field goal blocked by White. Ball recovered by Kelley and returned 9 yards to Tampa Bay 31. Buccaneers drive to Atlanta 9. Bryant misses 27-yard field goal. Falcons begin drive at own 20. Falcons drive to own 46. Koenen punts 49 yards. Jones returns punt 4 yards to Tampa Bay 9. Buccaneers drive to own 47. Bidwell punts 37 yards out of bounds at Atlanta 16. Falcons drive to Atlanta 24. Koenen punts 53 yards. Jones returns punt 28 yards to Atlanta 49. Buccaneers drive to Atlanta 23. Bryant kicks 41-yard field goal at 14:45.

Jan. 1, 2006—San Francisco 49ers 20, Houston Texans 17, at San Francisco; 49ers win the toss. Amey returns kick 15 yards to San Francisco 21. 49ers drive to own 30. Lee punts 39 yards. Ball downed at Houston 31. Texans drive to San Francisco 44. Stanley punts 39 yards. Ball downed at San Francisco 5. 49ers drive to own 49. Lee punts 47 yards. Ball downed at Houston 4. Banks pass intercepted by Adams and laterals to Emanuel. Ball returned 35 yards to Houston 21. 49ers drive to Houston 15. Nedney kicks 31-yard field goal at 11:08.

Sept. 17, 2006—Minnesota Vikings 16, Carolina Panthers 13, at Minnesota; Panthers win toss. D. Williams returns kick for 19 yards. Drive begins at Panthers 18. Drive ends on Panthers 33. Baker punts 57 yards. M. Moore returns kick 11 yards. Drive begins at Vikings 21. Longwell kicks 19-yard field goal at 7:25.

Sept. 17, 2006—New York Giants 30, Philadelphia Eagles 24, at Philadelphia; Giants win toss. Morton returns kick 23 yards. Drive begins at Giants 20. Drive ends at Giants 32. Feagles punts 38 yards. Wynn returns kick 14 yards. Drive begins at Eagles 44. Drive ends at Eagles 36. D. Johnson punts for 49 yards. Morton fair catch. Drive begins at Giants 15. Manning completes 31-yard touchdown pass to Burress at 3:11.

Sept. 17, 2006—Denver Broncos 9, Kansas City Chiefs 6, at Denver; Broncos win toss. Cobbs muffs kick and recovers for no gain. Drive begins at Broncos 16. Elam kicks 39-yard field goal at 9:50.

Oct. 1, 2006—Washington Redskins 36, Jacksonville Jaguars 30, at Washington; Redskins win toss. Cartwright returns kick for 22 yards. Drive begins at Redskins 20. Brunell completes 68-yard touchdown pass to Moss at 13:11.

Oct. 22, 2006—Atlanta Falcons 41, Pittsburgh Steelers 38, at Atlanta; Falcons win toss. Rossum returns kick for 23 yards. Drive begins at Falcons 21. Andersen kicks 32-yard field goal at 8:04.

Dec. 3, 2006—Cleveland Browns 31, Kansas City Chiefs 28, at Cleveland; Chiefs win toss. Hall returns kick for 21 yards. Drive begins at Chiefs 20. Drive ends at Chiefs 41. Colquitt punts 42 yards. Northcutt returns punt 5 yards. Drive begins at Browns 22. Dawson kicks 33-yard field goal at 7:25.

Dec. 10, 2006—Tennessee Titans 26, Houston Texans 20, at Houston; Titans win toss. Jones returns kick 36 yards. Drive begins at Texans 43. Young runs for 39-yard touchdown at 11:14.

Dec. 17, 2006—Chicago Bears 34, Tampa Bay Buccaneers 31, at Chicago; Buccaneers win toss. Touchback. Drive begins at Buccaneers 20. Rattay fumbles. Bears recover at Buccaneers 22. Gould misses 37-yard field goal. Drive begins at Buccaneers 27. Bidwell punts 45 yards. Hester returns punt 8 yards and fumbles out of bounds. Drive begins at Bears 29. Maynard punts 47 yards. Drive begins at Buccaneers 2. Bidwell punts 48 yards. Hester returns punt 4 yards. Drive begins at 50-yard line. Gould kicks 25-yard field goal at 3:37.

Dec. 24, 2006—St. Louis Rams 37, Washington Redskins 31, at St. Louis; Rams win toss. Ponder returns kickoff 20 yards. Drive begins at Rams 20. Turk punts 44 yards. Drive begins at Redskins 6. Frost punts 57 yards. McDonald returns punt 33 yards. Drive

begins at Redskins 39. Jackson runs for 21-yard touchdown at 8:27.

Dec. 31, 2006—Pittsburgh Steelers 23, Cincinnati Bengals 17, at Cincinnati; Steelers win toss. Holmes returns kickoff 24 yards. Drive begins at Steelers 22. Roethlisberger completes 67-yard touchdown to Holmes at 13:27.

Dec. 31, 2006—San Francisco 49ers 26, Denver Broncos 23, at Denver; Broncos win the toss. Morgan returns kickoff 28 yards. Drive begins at Broncos 27. Ernster punts 46 yards. Leach fair catch. Drive begins at 49ers 12. Lee punts 33 yards. Kircus fair catch. Drive begins at Broncos 11. Ernster punts 54 yards. B. Williams returns punt 12 yards. Drive begins at 49ers 39. Nedney kicks 36-yard field goal at 1:56.

Sept. 9, 2007—Washington Redskins 16, Miami Dolphins 13, at Washington; Redskins win toss. Touchback. Redskins drive to Miami 32. Suisham kicks 39-yard field goal at 9:24.

Sept. 16, 2007—Denver Broncos 23, Oakland Raiders 20, at Denver; Broncos win toss. Touchback. Drive ends at Denver 28. Sauerbrun punts 51 yards. Higgins returns punt 6 yards to Oakland 27. Janikowski misses 52-yard field goal. Drive begins at Denver 42. Elam kicks 23-yard field goal at 5:48.

Sept. 16, 2007—Detroit Lions 20, Minnesota Vikings 17, at Detroit; Vikings win toss. Touchback. Bollinger fumbles. Ball recovered by Lions' Rogers at 50. Hanson kicks 37-yard field goal at 8:55.

\* Oct. 29, 2007—Green Bay Packers 19, Denver Broncos 13, at Denver; Packers win toss. Bodiford returns kick 19 yards to Green Bay 18. Favre completes 82-yard touchdown pass to G. Jennings at 14:44.

Nov. 4, 2007—Cleveland Browns 33, Seattle Seahawks 30, at Cleveland; Seahawks win toss. Burleson returns kick 21 yards to own 30. Drive ends at Cleveland 44 with turnover on downs. Drive begins at Browns 44. Dawson kicks 25-yard field goal at 10:03.

Nov. 4, 2007—Washington Redskins 23, New York Jets 20, at New York; Jets win toss. L. Washington returns kick 20 yards to own 29. Offensive holding penalty pushes New York back to own 19 during return. Drive ends on Washington 39. Graham punts 29 yards. Fair catch. Drive begins on Redskins 10. Suisham kicks 46-yard field goal at 7:43.

Nov. 18, 2007—Cleveland Browns 33, Baltimore Ravens 30, at Baltimore; Browns win toss. Cribbs returns kick 41 yards to Cleveland 41. Dawson kicks 33-yard field goal at 9:10.

Nov. 18, 2007—New York Jets 19, Pittsburgh Steelers 16, at New York; Jets win toss. L. Washington returns kick 12 yards to own 31. Drive ends on New York 38. Graham punts 48 yards. Rossum returns punt 4 yards to own 18. Drive ends on Pittsburgh 20. Sepulveda punts 39 yards. L. Washington returns punt 33 yards to Pittsburgh 26. Nugent kicks 38-yard field goal at 9:57.

Nov. 25, 2007—San Francisco 49ers 37, Arizona Cardinals 31, at Arizona; Cardinals win toss. Breaston returns kick 20 yards to own 21. Drive ends on San Francisco 49. Barr punts 17 yards out of bounds to 49ers' 32. Drive ends on San Francisco 35. Lee punts 49 yards. Illegal block above the waist penalty during Breaston return puts Arizona on own 8. Rackers misses 32-yard field goal. Drive begins on San Francisco 22 and ends at 49ers' 39. Lee punts 59 yards. Illegal block above the waist during Breaston return puts Arizona on own 3. Warner sacked at own 0 and fumbles. Recovered by 49ers' Banta-Cain in end zone for touchdown at 4:56.

Nov. 25, 2007—Chicago Bears 37, Denver Broncos 34, at Chicago; Bears win toss. Hester returns kick 4 yards to Chicago 24. Gould kicks 39-yard field goal at 11:19.

Dec. 9, 2007—San Diego Chargers 23, Tennessee Titans 17, at Tennessee; Chargers win toss. Touchback. Drive ends on San Diego 47. Scifres punts 51 yards. Downed at Tennessee 2. Drive ends on Titans' 5. Hentrich punts 57 yards. C. Davis returns punt 14 yards to Tennessee 48. Tomlinson scores on 16-yard touchdown run at 7:29.

Dec. 16, 2007—Miami Dolphins 22, Baltimore Ravens 16, at Miami; Ravens win toss. Touchback. Drive ends as Stover misses 44-yard field goal. Drive begins on Dolphins' 34. Camarillo scores on 64-yard touchdown pass from Lemon at 8:14.

Dec. 23, 2007—Arizona Cardinals 30, Atlanta Falcons 27, at Arizona; Cardinals win toss. Breaston returns kick 25 yards to Arizona

## OVERTIME GAMES

29. Rackers kicks 31-yard field goal at 9:30.

**Dec. 30, 2007—New York Jets 13, Kansas City Chiefs 10**, at New York; Jets win toss. L. Washington returns kick 21 yards to New York 30. Nugent kicks 43-yard field goal at 9:47.

**Dec. 30, 2007—Denver Broncos 22, Minnesota Vikings 19**, at Denver; Vikings win toss. Touchback. T. Jackson is sacked by McKinley and Winborn, forcing fumble. Ball recovered by Broncos' Dumervil at Minnesota 13. Elam kicks 30-yard field goal at 14:08.

Sept. 14, 2008—San Francisco 49ers 33, Seattle Seahawks 30, at Seattle; 49ers win toss. Touchback. Drive begins at 49ers 20. Nedney kicks 40-yard field goal at 5:40.

Sept. 21, 2008—New York Giants 26, Cincinnati Bengals 23, at New York; Giants win toss. Touchback. Drive begins on Giants 20. Drive ends on Giants 44. Feagles punts 41 yards. Chatman returns punt 10 yards. Drive begins on Bengals 25. Drive ends on Bengals 27. Larson punts 46 yards. Hixon returns punt 7 yards. Drive begins at Giants 34. Carney kicks 22-yard field goal at 7:21.

Sept. 21, 2008—Tampa Bay Buccaneers 27, Chicago Bears 24, at Chicago; Buccaneers win toss. Clayton returns kickoff 23 yards. Drive begins on Buccaneers 23. Drive ends on Bears 49. Bidwell punts 35 yards. Fair catch. Drive begins on Bears 14. Drive ends on Bears 47. Maynard punts 46 yards out of bounds. Drive begins on Buccaneers 7. Bryant kicks 21-yard field goal at 11:39.

Sept. 28, 2008—Jacksonville Jaguars 30, Houston Texans 27, at Jacksonville; Jaguars win toss. Witherspoon returns kickoff 29 yards. Drive begins on Jaguars 30. Scobee kicks 37-yard field goal at 4:35.

\* Sept. 29, 2008—Pittsburgh Steelers 23, Baltimore Ravens 20, at Pittsburgh; Ravens win the toss. Figurs returns kickoff 51 yards. Penalty (offensive holding) on play. Drive begins on Ravens 15. Drive ends on Ravens 12. Koch punts 49 yards. Holmes returns punt 4 yards. Drive begins on Steelers 43. Reed kicks 46-yard field goal 7:05.

Oct. 12, 2008—Arizona Cardinals 30, Dallas Cowboys 24, at Arizona; Cowboys win toss. Austin returns kickoff 25 yards. Drive begins on Cowboys 22. Drive ends on Cowboys 15. McBriar has punt blocked by Morey. Recovered at Cowboys 3 and returned for touchdown by Beisel at 1:00. Penalty on Carpenter for ineligible man downfield is declined.

Oct. 19, 2008—Oakland Raiders 16, New York Jets 13, at Oakland; Jets win toss. L. Washington returns kickoff 23 yards. Drive begins on Jets 22. Drive ends on Jets 41. Hodges punts 39 yards. Higgins returns punt 0 yards. Drive begins on Raiders 20. Drive ends on Raiders 24. Lechler punts 55 yards. L. Washington returns punt -1 yard. Penalty on Carroll for illegal block above the waist. Penalty accepted. Drive begins on Jets 10. Drive ends on Jets 16. Hodges punts 50 yards. Higgins returns punt 11 yards. Drive begins on Raiders 45. Drive ends on Raiders 46. Lechler punts 36 yards. Downed. Drive begins on Jets 18. Drive ends on Jets 38. Hodges punts 43 yards. Fair catch. Drive begins on Raiders 19. Janikowski kicks 57-yard field goal at 13:30.

Nov. 2, 2008—Tampa Bay Buccaneers 30, Kansas City Chiefs 27, at Kansas City; Buccaneers win toss. C. Smith returns kickoff 22 yards. Drive begins on Buccaneers 26. Bryant kicks 34-yard field goal at 5:36.

Nov. 2, 2008—Tennessee Titans 19, Green Bay Packers 16, at Tennessee; Titans win toss. Carr returns kickoff 23 yards. Drive begins on Titans 22. Bironas kicks 41-yard field goal at 6:24.

# Nov. 13, 2008—New York Jets 34, New England Patriots 31, at New England. Jets win toss. Touchback. Drive begins on Jets 20. Feely kicks 34-yard field goal at 8:50.

Nov. 16, 2008—Cincinnati Bengals 13, Philadelphia Eagles 13, at Cincinnati; Eagles win toss. Demps returns kickoff 20 yards. Drive begins on Eagles 23. Drive ends on Eagles 42. Rocca punts 37 yards. Houshmandzadeh returns punt 22 yards. Drive begins on Bengals 43. Drive ends on Eagles 47. Larson punts 38 yards. D. Jackson returns punt 3 yards. Drive begins on Eagles 12. Drive ends on Eagles 21. Rocca punts 34 yards out of bounds. Drive begins on Bengals 45. Drive ends on Eagles 47. Larson punts 35 yards. D. Jackson returns punt 1 yard. Drive begins on Eagles 13. Drive ends on Eagles 22. Rocca punts 37 yards. Downed. Drive

begins on Bengals 41. Graham misses 47-yard field goal. Drive begins on Eagles 37, and on the next play McNabb's long pass falls incomplete shy of the end zone as time expires.

# Dec. 11, 2008—Chicago Bears 27, New Orleans Saints 24, at Chicago; Bears win toss. Manning returns kickoff 20 yards. Drive begins on Bears 30. Gould kicks 35-yard field goal at 3:46.

Dec. 14, 2008—Atlanta Falcons 13, Tampa Bay Buccaneers 10, at Atlanta; Buccaneers win toss. C. Smith returns kickoff 21 yards. Drive begins on Buccaneers 21. Drive ends on Buccaneers 24. Bidwell punts 47 yards. Fair catch. Drive begins on Falcons 29. Elam kicks 34-yard field goal at 11:56.

# Dec. 21, 2008—New York Giants 34, Carolina Panthers 28, at New York; Giants win toss. Touchback. Drive begins on Giants 20. Drive ends on Giants 26. Feagles punts 48 yards. M. Jones returns punt 13 yards. Drive begins on Panthers 39. Drive ends on Panthers 46. Baker punts 35 yards. McQuarters muffs punt and recovers at Giants 13. Drive begins on Giants 13. Jacobs runs for 2-yard touchdown at 6:03.

\* Dec. 22, 2008—Chicago Bears 20, Green Bay Packers 17, at Chicago; Bears win toss. Manning returns kickoff 24 yards. Drive begins on Bears 33. Gould kicks 38-yard field goal at 4:42.

# **Sept. 10, 2009—Pittsburgh Steelers 13, Tennessee Titans 10**, at Pittsburgh; Steelers win toss. Logan returns kickoff 20 yards. Drive begins at Steelers 22. Reed kicks 33-yard field goal at 4:32.

**Oct. 4, 2009—Cincinnati Bengals 23, Cleveland Browns 20**, at Cleveland; Bengals win toss. Scott returns kickoff 28 yards. Drive begins on Bengals 30. Drive ends on Bengals 42. Huber punts 41 yards out of bounds. Drive begins on Browns 17. Drive ends on Browns 21. Zastudil punts 55 yards. Drive begins at Bengals 24. Drive ends at Bengals 41. Huber punts 43 yards. Drive begins on Browns 16. Drive ends on Browns 27. Zastudil punts 58 yards. Cosby returns 10 yards. Drive begins at Bengals 25. Drive ends at Bengals 31. Huber punts 49 yards. Cribbs returns 11 yards. Drive begins on Browns 31. Drive ends on Browns 49. Zastudil punts 51 yards to end zone. Drive begins on Bengals 20. Graham kicks 31-yard field goal at 14:53.

**Oct. 11, 2009—Dallas Cowboys 26, Kansas City Chiefs 20**, at Kansas City; Chiefs win toss. Charles returns kickoff 19 yards. Drive begins on Chiefs 27. Drive ends on Chiefs 46. Colquitt punts 38 yards. Fair catch. Drive begins on Cowboys 16. Drive ends on Cowboys 17. McBriar punts 41 yards. Wade returns 7 yards. Drive begins on Chiefs 49. Drive ends at midfield. Colquitt punts 29 yards. Fair catch. Drive begins on Cowboys 21. Tony Romo completes 60-yard touchdown pass to Miles Austin at 6:27.

**Oct. 11, 2009—Denver Broncos 20, New England Patriots 17**, at Denver; Broncos win toss. Touchback. Drive begins on Broncos 20. Prater kicks 41-yard field goal at 4:45.

**Oct. 18, 2009—Jacksonville Jaguars 23, St. Louis Rams 20**, at Jacksonville; Jaguars win the toss. Touchback. Drive begins on Jaguars 20. Scobee kicks 36-yard field goal at 6:56.

**Oct. 18, 2009—Buffalo 16, New York Jets 13**, at N.Y. Jets; Jets win toss. Washington returns kickoff 27 yards. Drive begins on Jets 29. Drive ends on Bills 32 as botched snap on attempted field goal results in interception by Wendling. Drive starts on Bills 35. Drive ends on Bills 38. Moorman punts 45 yards. Leonhard returns -2 yards (holding penalty on Jets). Drive starts at Jets 8. Drive ends at Jets 12. Weatherford punts 43 yards. Fair catch. Drive starts at Bills 45. Lowery intercepts Fitzpatrick's pass at Bills 47 (no return). Drive starts at Bills 47. Posluszny intercepts Sanchez's pass at Bills 39 and returns 3 yards. Drive starts at Bills 42. Lindell kicks 47-yard field goal at 12:11.

**Nov. 22, 2009—New York Giants 34, Atlanta Falcons 31**, at N.Y. Giants; Giants win toss. Hixon returns kickoff 33 yards. Drive begins on Giants 34. Tynes kicks 36-yard field goal at 3:49.

**Nov. 22, 2009—Kansas City Chiefs 27, Pittsburgh Steelers 24**, at Kansas City; Steelers win toss. Touchback. Drive begins on Steelers 20. Drive ends on Kansas City 38. Sepulveda punts 38 yards to end zone. Touchback. Drive begins on Chiefs 20. Succop kicks 22-yard field goal at 7:32.

# **Nov. 29, 2009—Baltimore Ravens 20, Pittsburgh Steelers 17**, at

## OVERTIME GAMES

Baltimore; Steelers win toss. Logan returns 17 yards. Drive begins on Steelers 23. Drive ends on Steelers 37. Sepulveda punts 46 yards. Out of bounds. Drive begins on Ravens 17. Drive ends on Ravens 17. Koch punts 38 yards. Fair catch. Drive begins on Steelers 45. Kruger intercepts Dixon's pass at Ravens 46 and returns 28 yards. Drive begins on Steelers 28. Cundiff kicks 29-yard field goal at 7:35.

**Dec. 6, 2009—New Orleans Saints 33, Washington Redskins 30**, at Washington; Redskins win toss. Thomas returns kickoff 23 yards. Drive begins on Redskins 20. McAlister recovers fumble by Sellers (no return). Drive begins on Redskins 37. Hartley kicks 18-yard field goal at 6:20.

**Dec. 20, 2009—Tennessee Titans 27, Miami Dolphins 24**, at Tennessee; Dolphins win toss. Ginn returns kickoff 23 yards. Drive begins on Dolphins 23. M. Griffin intercepts Henne's pass at Dolphins 45 and returns 3 yards. Dolphins' Camarillo penalized 15 yards for unnecessary roughness. Drive begins on Dolphins 27. Bironas kicks 46-yard field goal at 3:36.

**Dec. 27, 2009—Tampa Bay Buccaneers 20, New Orleans Saints 17**, at New Orleans; Buccaneers win toss. Spurlock returns kick 19 yards. Drive begins at Buccaneers 23. Barth kicks 47-yard field goal at 6:54.

\* **Dec. 28, 2009—Chicago Bears 36, Minnesota Vikings 30**, at Chicago; Bears win toss. E. Bennett returns kick 22 yards. Drive begins at Bears 32. Drive ends on Vikings 35 as Gould missed 45-yard field goal attempt. Drive begins on Vikings 35. Drive ends at Vikings 21. Kluwe punts 43 yards to Bears 36. No return. Drive begins on Bears 36. Drive ends on Bears 39. Maynard punts 47 yards to Vikings 14. Reynaud returns 3 yards. Drive begins on Vikings 17. Peterson fumbles, Bears recover. Drive begins on Vikings 39. Cutler passes deep right to Aromashodu for 39-yard touchdown at 5:39.

**Sept. 12, 2010—Pittsburgh Steelers 15, Atlanta Falcons 9**, at Pittsburgh; Falcons win toss. Weems returns kickoff 19 yards. Drive begins on Falcons 9 after holding penalty. Drive ends on Atlanta 14. Koenen punts 36 yards. Downed on 50, where drive begins. Mendenhall rushes for 50-yard touchdown at 2:35.

**Sept. 19, 2010—Houston Texans 30, Washington Redskins 27**, at Washington; Texans win toss. Slaton returns kick 7 yards. Drive begins on Houston 12. Drive ends on Washington 49. Turk punts 39 yards for touchback. Drive starts Washington 20. Drive ends on Houston 34. Gano misses field goal wide right. Drive starts on Houston 42. Rackers kicks 35-yard field goal at 11:36.

**Sept. 26, 2010—Atlanta Falcons 27, New Orleans Saints 24**, at New Orleans; Falcons win toss. Weems returns kickoff 35 yards. Drive begins on Atlanta 39. Drive ends on Atlanta 33. Koenen punts 35 yards and Moore makes fair catch at New Orleans 32. Drive ends on Atlanta 11 as Hartley misses 29-yard field goal. Drive begins on Atlanta 20. Bryant kicks 46-yard field goal at 13:05.

**Oct. 10, 2010—Washington Redskins 16, Green Bay Packers 13**, at Washington; Packers win toss. Lee returns kickoff 26 yards. Drive begins on Green Bay 26. Drive ends on Green Bay 16. Masthay punts 44 yards and Banks returns it 20 yards to Washington 40. Drive ends on Washington 46. Smith punts 41 yards and Williams returns it 6 yards to Green Bay 19. Landry intercepts pass at Green Bay 39. Gano kicks 33-yard field goal at 6:54.

**Oct. 17, 2010—Miami Dolphins 23, Green Bay Packers 20**, at Green Bay; Dolphins win toss. Carroll returns kickoff 21 yards. Drive begins on Miami 25. Drive ends on Miami 27. Fields punts 50 yards and Williams returns it 7 yards to Green Bay 30. Illegal block above waist called. Drive starts on Green Bay 16. Drive ends on Green Bay 15. Masthay punts 37 yards and Goode makes fair catch at Miami 48. Carpenter kicks 44-yard field goal at 5:59.

**Oct. 17, 2010—New England Patriots 23, Baltimore Ravens 20**, at New England; Ravens win toss. Touchback. Drive begins on Baltimore 20. Drive ends on Baltimore 25. Koch punts 43 yards and Welker returns it 3 yards to New England 35. Drive ends on New England 32. Mesko punts 40 yards and Carr returns it 9 yards to Baltimore 37. Illegal block above the waist called. Drive begins on Baltimore 17. Drive ends on New England 48. Koch punts 36 yards and

Cox makes fair catch at New England 12. Drive ends on New England 16. Mesko punts 65 yards. Downed on Baltimore 19. Drive ends on Baltimore 19. Koch punts 45 yards and Cox returns it 2 yards to New England 38. Gostkowski kicks 35-yard field goal at 13:04.

**Oct. 24, 2010—Baltimore Ravens 37, Buffalo Bills 34**, at Baltimore; Ravens win toss. Parmele returns kickoff 32 yards. Drive begins on Baltimore 27. Drive ends on Baltimore 29. Koch punts 49 yards and Cox makes fair catch at Buffalo 22. Lewis recovers Nelson's fumble and returns it 1 yard. Drive begins on Buffalo 29 following Bills' unnecessary roughness penalty. Cundiff kicks 38-yard field goal at 4:06.

**Oct. 31, 2010—Kansas City Chiefs 13, Buffalo Bills 10**, at Kansas City; Bills win toss. Spiller returns kickoff 22 yards. Drive begins on Buffalo 29. Drive ends on Kansas City 40. Moorman punts 40 yards for touchback. Drive begins on Kansas City 20. Drive ends on Buffalo 49. Colquitt punts 39 yards out of bounds. Drive begins on Buffalo 10. Lindell misses 53-yard field goal. Drive begins on Kansas City 43. Succop misses 39-yard field goal. Drive begins on Buffalo 29. Moorman punts 26 yards out of bounds. Drive begins on Kansas City 31. Succop kicks 35-yard field goal at 15:00.

**Nov. 7, 2010—New York Jets 23, Detroit Lions 20**, at Detroit; Jets win toss. Smith returns kickoff 24 yards. Drive begins on New York 32. Folk kicks 30-yard field goal at 3:18.

**Nov. 7, 2010—Minnesota Vikings 27, Arizona Cardinals 24**, at Minnesota; Cardinals win toss. Stephens-Howling returns kickoff 25 yards. Drive begins on Arizona 27. Drive ends on Arizona 21. Graham punts 48 yards out of bounds. Drive begins on Minnesota 31. Longwell kicks 35-yard field goal at 5:18.

**Nov. 7, 2010—Oakland Raiders 23, Kansas City Chiefs 20**, at Oakland; Chiefs win toss. Arenas returns kickoff 7 yards. Drive begins on Kansas City 10. Drive ends on Kansas City 12. Colquitt punts 53 yards and Miller returns it 3 yards to Oakland 38. Janikowski kicks 33-yard field goal at 2:53.

**Nov. 14, 2010—New York Jets 26, Cleveland Browns 20**, at Cleveland; Jets win toss. Smith returns kickoff 19 yards. Drive begins on New York 17. Drive ends on Jets 32. Weatherford punts 37 yards and Stuckey returns it 5 yards to Cleveland 36. Stuckey catches pass from McCoy for 14 yards and fumbles. Fumble recovered by Cromartie at New York 36. Drive ends on Cleveland 29 as Folk misses 47-yard field goal. Drive begins on Cleveland 37. Drive ends on Cleveland 44. Hodges punts 47 yards and ball is downed at New York 9. Haden intercepts pass at Cleveland 3. Drive ends on Cleveland 2. Hodges punts 53 yards and Leonhard returns it 18 yards to Cleveland 37. Sanchez completes 37-yard touchdown pass to Holmes at 14:44.

**Nov. 14, 2010—San Francisco 49ers 23, St. Louis Rams 20**, at San Francisco; Rams win toss. Amendola returns kickoff 25 yards. Drive begins on St. Louis 30. Drive ends on St. Louis 27. Jones punts 39 yards and it is downed at San Francisco 34. Nedney kicks 29-yard field goal at 5:21.

**Nov. 21, 2010—Washington Redskins 19, Tennessee Titans 16**, at Tennessee; Titans win toss. Mariani returns kickoff 30 yards. Drive begins on Titans 33. Drive ends on Titans 48. Kern punts 39 yards and Banks makes fair catch at Redskins 13. Gano kicks 48-yard field goal at 6:43.

**Nov. 28, 2010—Pittsburgh Steelers 19, Buffalo Bills 16**, at Buffalo; Bills win toss. McKelvin returns kickoff 49 yards. Drive begins on Pittsburgh 48. Drive ends on Pittsburgh 41. Moorman punts 37 out of bounds at Pittsburgh 4. Drive ends on Pittsburgh 1. Sepulveda punts 55 yards and McKelvin returns it five yards. Drive begins on Buffalo 34. Drive ends on Pittsburgh 39. Moorman punts 39 yards for a touchback. Drive starts on Pittsburgh 20. Suisham kicks 41-yard field goal at 12:46.

**Dec. 5, 2010—Dallas Cowboys 8, Indianapolis Colts 35**, at Indianapolis; Colts win toss. Tryon fields kickoff for touchback. Drive begins on Indianapolis 20. Drive ends on Indianapolis 37. McAfee punts 45 yards and McCann makes fair catch at Dallas 18. Drive ends on Dallas 19. McBriar punts 65 yards and White returns it 11 yards. Drive begins on Indianapolis 27. Lee intercepts pass at Colts

## OVERTIME GAMES

49 and returns it 13 yards. Drive starts at Indianapolis 36. Buehler kicks 38-yard field goal at 7:05.

\* **Dec. 13, 2010—Baltimore Ravens 34, Houston Texans 28**, at Houston; Ravens win toss. D. Reed fields kickoff for touchback. Drive begins on Baltimore 20. Drive ends on Baltimore 30. Koch punts 58 yards and Cox returns it for a loss of three yards. Drive begins on Houston 9. Wilson intercepts pass at Houston 12 and returns it for a touchdown at 3:05.

**Dec. 19, 2010—Detroit Lions 23, Tampa Bay Buccaneers 20**, at Tampa Bay; Lions win toss. Logan returns kickoff 18 yards. Drive begins on Detroit 21. Rayner kicks 34-yard field goal at 5:09.

**Dec. 26, 2010—Washington Redskins 20, Jacksonville Jaguars 17**, at Jacksonville; Jaguars win toss. Karim returns kickoff seven yards. Drive begins on Jacksonville 11. Barnes intercepts pass at Jacksonville 22 and returns it eight yards. Drive begins on Jacksonville 14. Gano kicks 31-yard field goal at 2:50.

**Sept. 18, 2011—Dallas Cowboys 27, San Francisco 49ers 24**, at San Francisco; 49ers win toss. Touchback. Drive begins on San Francisco 20. Drive ends on San Francisco 31. Lee punts 58 yards to Dallas 11 and D. Harris returns 11 yards to Dallas 22. Bailey kicks 19-yard field goal at 2:50.

**Sept. 25, 2011—Detroit Lions 26, Minnesota Vikings 23**, at Minnesota; Lions win toss. Morris returns kickoff 15 yards. Drive begins on Detroit 27. Hanson kicks 32-yard field goal at 1:53.

**Oct. 23, 2011—Denver Broncos 18, Miami Dolphins 15**, at Miami; Dolphins win toss. Touchback. Drive begins on Miami 20. Drive ends on Miami 18. Fields punts 48 yards and Cosby returns 22 yards to Denver 45. Drive ends on Denver 47. Colquitt punts 38. Downed on Miami 15. Moore is sacked and fumbles on Miami 43. Broncos' D. Williams recovers at Miami 36. Prater kicks a 52-yard field goal at 7:31.

\* **Oct. 31, 2011—Kansas City Chiefs 23, San Diego Chargers 20**, at Kansas City; Chargers win toss. Touchback. Drive begins on San Diego 20. Drive ends on San Diego 18. Scifres punts 59 yards and McCluster returns 6 yards to Kansas City 29. Illegal block above the waist called. Drive begins on Kansas City 19. Succop kicks 30-yard field goal at 5:19.

**Nov. 6, 2011—Arizona Cardinals 19, St. Louis Rams 13**, at Arizona; Rams win toss. Porter returns kickoff 25 yards. Drive begins on St. Louis 27. Drive ends on St. Louis 45. D. Jones punts 54 yards and Peterson returns 99 yards for touchdown at 1:30.

**Nov. 13, 2011—New Orleans Saints 26, Atlanta Falcons 23**, at Atlanta; Falcons win toss. Weems returns kickoff 25 yards. Drive begins on Atlanta 20. Drive ends on Atlanta 28. Boshier punts 45 yards and Sproles makes fair catch at New Orleans 27. Drive ends on New Orleans 36. Morstead punts 64 yards into end zone. Touchback. Drive begins on Atlanta 20. Drive ends on Atlanta 29. Turner stopped on fourth-and-1. Drive begins on Atlanta 29. Kasay kicks 26-yard field goal at 6:31.

**Nov. 20, 2011—Dallas Cowboys 27, Washington Redskins 24**, at Washington; Redskins win toss. Banks returns kickoff 23 yards. Drive begins on Washington 18. Drive ends on Dallas 34. Gano misses 52-yard field goal. Drive begins on Dallas 42. Bailey kicks 39-yard field goal at 9:13.

**Nov. 27, 2011—Denver Broncos 16, San Diego Chargers 13**, at San Diego; Broncos win toss. Decker returns kickoff 16 yards. Drive begins on Denver 20. Drive ends on Denver 45. Colquitt punts 47 yards to San Diego 8 and Crayton returns for no gain. Drive ends on San Diego 20. Scifres punts 49 yards to Denver 31 and Royal loses one yard on return. Drive begins on Denver 30. Drive ends on Denver 39. Colquitt punts 61 yards into end zone. Touchback. Drive begins on San Diego 20. Drive ends on Denver 35. Novak misses 53-yard field goal. Drive begins on Denver 43. Prater kicks 37-yard field goal at 14:27.

**Dec. 4, 2011—Arizona Cardinals 19, Dallas Cowboys 13**, at Arizona; Cardinals win toss. Touchback. Drive begins on Arizona 20. Kolb completes 52-yard touchdown pass to Stephens-Howling at 3:04.

**Dec. 11, 2011—Denver Broncos 13, Chicago Bears 10**, at Denver; Bears win toss. Touchback. Drive begins on Chicago 20. Barber fum-

bles on Denver 33. Broncos' Dumervil recovers at Denver 34. Prater kicks 51-yard field goal at 6:20.

**Dec. 18, 2011—Arizona Cardinals 20, Cleveland Browns 17**, at Arizona; Browns win toss. Touchback. Drive begins on Cleveland 20. Drive ends on Cleveland 34. Maynard punts 38 yards and Peterson returns 32 yards to Cleveland 40. Feely kicks 22-yard field goal at 3:59.

**Dec. 24, 2011—Oakland Raiders 16, Kansas City Chiefs 13**, at Kansas City; Raiders win toss. McCann returns kickoff 27 yards. Drive begins on Oakland 24. Janikowski kicks 36-yard field goal at 2:10.

**Jan. 1, 2012—Arizona Cardinals 23, Seattle Seahawks 20**, at Arizona; Seahawks win toss. Washington returns kickoff 47 yards. Drive begins on Seattle 40. Ryan punts 46 yards and Peterson returns 4 yards to Arizona 19. Feely kicks 28-yard field goal at 8:47.

**Sept. 9, 2012—Minnesota Vikings 26, Jacksonville Jaguars 23**, at Minnesota; Vikings win toss. Harvin returns kickoff 30 yards. Drive begins on Minnesota 25. Walsh kicks 38-yard field goal. Parmele returns kickoff 21 yards. Drive begins on Jacksonville 23. Drive ends on Jacksonville 31 at 4:54.

**Sept. 23, 2012—New York Jets 23, Miami Dolphins 20**, at Miami; Jets win toss. Touchback. Drive begins on Jets 20. Drive ends on Miami 45. Malone punts 35 yards and Bess makes fair catch at Miami 10. Carpenter misses 48-yard field goal. Drive begins on Jets 38. Folk kicks 33-yard field goal at 8:56.

**Sept. 23, 2012—Kansas City Chiefs 27, New Orleans Saints 24**, at New Orleans; Chiefs win toss. Touchback. Drive begins on Kansas City 20. Drive ends on New Orleans 46. Colquitt punts 43 yards to New Orleans 3. Drive begins on New Orleans 3. Drive ends on New Orleans 3. Morstead punts 60 yards to Kansas City 37 and Arenas returns punt 10 yards. Drive begins on Kansas City 47. Succop kicks 31-yard field goal at 8:33.

**Sept. 23, 2012—Tennessee Titans 44, Detroit Lions 41**, at Tennessee; Titans win toss. Reynaud returns kickoff 25 yards. Drive begins on Tennessee 20. Bironas kicks 26-yard field goal. Logan returns kickoff 23 yards. Drive begins on Detroit 22. Drive ends on Tennessee 7 at 8:25.

**Sept. 30, 2012—Arizona Cardinals 24, Miami Dolphins 21**, at Arizona; Cardinals win toss. Powell returns kickoff 41 yards. Drive begins on Arizona 34. Drive ends on Arizona 31. Zastudil punts 57 yards and Bess returns for 9 yards. Drive begins on Miami 21. Tannehill pass to Hartline is intercepted by Rhodes, who returns it 5 yards. Drive begins on Miami 47. Feely kicks 46-yard field goal at 6:31.

**Oct. 14, 2012—Detroit Lions 26, Philadelphia Eagles 23**, at Philadelphia; Eagles win toss. Boykin returns kickoff 23 yards. Drive begins on Philadelphia 25. Drive ends on Philadelphia 4. McBriar punts 57 yards and Logan returns punt 10 yards. Drive begins at 50. Hanson kicks 45-yard field goal at 4:00.

**Oct. 14, 2012—Buffalo Bills 19, Arizona Cardinals 16**, at Arizona; Bills win toss. Touchback. Drive begins on Buffalo 20. Drive ends on Arizona 40. Powell punts 40 yards. Touchback. Drive begins on Arizona 20. Skelton's pass to Housler is intercepted by Byrd, who returns it 29 yards. Drive begins on Arizona 6. Lindell kicks 25-yard field goal at 3:50.

**Oct. 21, 2012—New England Patriots 29, New York Jets 26**, at New England; Patriots win toss. McCourty returns kickoff 17 yards. Drive begins on New England 16. Gostkowski kicks 48-yard field goal. McKnight returns kickoff 19 yards. Drive begins at Jets 15. Ninkovich sacks Sanchez and recovers fumble at Jets 25 at 7:32.

**Oct. 21, 2012—Oakland Raiders 26, Jacksonville Jaguars 23**, at Oakland; Jaguars win toss. Thomas returns kickoff 14 yards. Drive begins on Jacksonville 19. Henne completes pass to Shorts for 8 yards, and Houston forces fumble, which is recovered by Hanson. Drive begins at Jacksonville 21. Janikowski kicks 40-yard field goal at 2:06.

**Oct. 28, 2012—Indianapolis Colts 19, Tennessee Titans 13**, at Tennessee; Colts win toss. Touchback. Drive begins on Indianapolis 20. Luck completes 16-yard touchdown pass to Ballard at 4:49.

**Nov. 11, 2012—San Francisco 49ers 24, St. Louis Rams 24**, at

## OVERTIME GAMES

San Francisco; Rams win toss. Peard returns kickoff 21 yards. Drive begins on St. Louis 18. Drive ends on St. Louis 27. J. Hekker punts 45 yards and Ginn returns for 12 yards. Drive begins on San Francisco 40. Akers misses 41-yard field goal. Drive begins on St. Louis 31. Zuerlein misses 58-yard field goal. Drive begins on San Francisco 48. Drive ends on San Francisco 43. Lee punts 46 yards and Amendola returns for 3 yards. Drive begins on St. Louis 14. Bradford completes pass to Gibson for 24 yards to St. Louis 49 as time expires.

\* **Nov. 12, 2012—Pittsburgh Steelers 16, Kansas City Chiefs 13**, at Pittsburgh; Chiefs win toss. Wylie returns kickoff 20 yards. Drive begins on Kansas City 15. Cassel's pass to Bowe intercepted by Timmons, who returns for 23 yards. Drive begins on Kansas City 5. Suisham kicks 23-yard field goal at 0:55.

**Nov. 18, 2012—Tampa Bay Buccaneers 27, Carolina Panthers 21**, at Carolina; Buccaneers win toss. Touchback. Drive begins on Tampa Bay 20. Freeman completes 15-yard touchdown pass to Clark at 4:20.

**Nov. 18, 2012—Dallas Cowboys 23, Cleveland Browns 20**, at Dallas; Cowboys win toss. Touchback. Drive begins on Dallas 20. Drive ends on Cleveland 41. Moorman punts 31 yards. Drive begins on Cleveland 10. Drive ends on Cleveland 16. Hodges punts 52 yards and Harris returns for 20 yards. Drive begins on Cleveland 48. Bailey kicks 38-yard field goal at 8:53.

**Nov. 18, 2012—Houston Texans 43, Jacksonville Jaguars 37**, at Houston; Texans win toss. Touchback. Drive begins on Houston 20. Graham kicks 25-yard field goal. Jennings returns kickoff 29 yards. Drive begins on Jacksonville 32. Scobee kicks 33-yard field goal. Touchback. Henne throws incomplete pass to Blackmon on fourth down. Drive ends on Houston 47. Schaub completes 48-yard touchdown pass to A. Johnson at 12:59.

+**Nov. 22, 2012—Houston Texans 34, Detroit Lions 31**, at Detroit; Lions win toss. Touchback. Drive begins on Detroit 20. Graham misses 51-yard field goal. Drive begins at Detroit 41. Drive ends at Houston 45. Harris punts 36 yards. Drive begins at Houston 9. Houston intercepts Schaub's pass and returns for 2 yards. Drive begins on Houston 41. Hanson misses 47-yard field goal. Drive begins on Houston 37. M. Schaub pass to J. Casey for 15 yards. M. Schaub pass to A. Johnson for 23 yards. M. Schaub pass to J. Casey for 11 yards. S. Graham kicks 32-yard field goal at 12:39.

**Nov. 25, 2012—Baltimore Ravens 16, San Diego Chargers 13**, at San Diego; Chargers win toss. Carr returns kickoff 25 yards. Drive begins on San Diego 16. Drive ends on 50. Scifres punts 39 yards. Drive begins on Baltimore 11. Drive ends on Baltimore 48. Koch punts 52 yards. Touchback. Drive begins on San Diego 20. Drive ends on San Diego 27. Scifres punts 63 yards and J. Jones returns for 1 yard. Drive begins on Baltimore 11. Tucker kicks 38-yard field goal at 13:53.

**Dec. 2, 2012—Seattle Seahawks 23, Chicago Bears 17**, at Chicago; Seahawks win toss. Touchback. Drive begins on Seattle 20. Wilson completes 13-yard touchdown pass to Rice at 7:27.

**Dec. 2, 2012—St. Louis Rams 16, San Francisco 49ers 13**, at St. Louis; Rams win toss. Touchback. Drive begins on St. Louis 20. Drive ends on St. Louis 33. Hekker punts 47 yards. Drive begins on San Francisco 20. Drive ends on San Francisco 28. Lee punts 60 yards and Pettis returns for 15 yards. Drive begins on St. Louis 27. Drive ends on St. Louis 36. Hekker punts 14 yards. Drive begins on 50. Akers misses 51-yard field goal. Drive begins on St. Louis 41. Zuerlein kicks 54-yard field goal at 14:34.

**Dec. 9, 2012—Washington Redskins 31, Baltimore Ravens 28**, at Washington; Ravens win toss. J. Jones returns kickoff 27 yards. Drive begins on Baltimore 25. Drive ends on Baltimore 32. Koch punts 56 yards and Crawford returns for 64 yards. Drive begins on Baltimore 24. Forbath kicks 34-yard field goal at 3:23.

**Dec. 16, 2012—Dallas Cowboys 27, Pittsburgh Steelers 24**, at Dallas; Steelers win toss. Touchback. Drive begins on Pittsburgh 20. Roethlisberger's pass intercepted by Carr, who returns returns it for 36 yards. Drive begins on Pittsburgh 1. Bailey kicks 21-yard field goal at 1:24.

**Dec. 23, 2012—New Orleans Saints 34, Dallas Cowboys 31**, at

Dallas; Cowboys win toss. Touchback. Drive begins on Dallas 20. Drive ends on Dallas 36. Moorman punts 46 yards and Sproles returns for 8 yards. Drive begins on New Orleans 26. Hartley kicks 20-yard field goal at 4:27.

**Sept. 15, 2013—Houston Texans 30, Tennessee Titans 24**, at Houston; Texans win toss. K. Martin returns kickoff 26 yards. Drive begins on Houston 22. Schaub completes 3-yard touchdown to D. Hopkins at 10:32.

**Sept. 29, 2013—Seattle Seahawks 23, Houston Texans 20**, at Houston; Texans win toss. Touchback. Drive begins on Houston 20. Drive ends on Houston 40. Lechler punts 60 yards. Touchback. Drive begins on Seattle 20. Drive ends on Houston 47. Ryan punts 34 yards and Martin makes fair catch at Houston 13. Drive begins on Houston 13. Drive ends on Houston 40. Lechler punts 61 yards to and Tate returns 32 yards. Drive begins on Seattle 31. Hauschka kicks 45-yard field goal at 3:23.

**Oct. 13, 2013—Cincinnati Bengals 27, Buffalo Bills 24**, at Buffalo; Bengals win toss. Tate returns kickoff 27 yards. Drive begins on Cincinnati 23. Drive ends on Buffalo 37. Huber punts 30 yards and McKelvin makes fair catch at Buffalo 7. Drive begins on Buffalo 7. Drive ends on Buffalo 11. Moorman punts 51 yards to Cincinnati 38 and Tate returns 29 yards. Drive begins on Buffalo 33. Nugent kicks 43-yard field goal at 6:49.

**Oct. 20, 2013—New York Jets 30, New England Patriots 27**, at New York; Patriots win toss. Blount returns kickoff 22 yards. Drive begins on New England 22. Drive ends on New England 38. Allen punts 62 yards. Touchback. Drive begins on New York 20. Folk kicks 42-yard field goal at 5:12.

# **Oct. 31, 2013—Miami Dolphins 22, Cincinnati Bengals 20**, at Miami; Dolphins win toss. Touchback. Drive begins on Miami 20. Drive ends on Miami 29. Fields punts 48 yards and Tate returns 2 yards. Drive begins on Cincinnati 25. Drive ends on Miami 39. Huber punts 25 yards and Thigpen makes fair catch at Miami 14. Drive begins on Miami 14. Drive ends on Cincinnati 40. Fields punts 32 yards to Cincinnati 8. Drive begins on Cincinnati 8. Dalton sacked in end zone by Wake for safety at 6:38.

**Nov. 3, 2013—Washington Redskins 30, San Diego Chargers 24**, at Washington; Redskins win toss. Morgan returns kickoff 24 yards. Drive begins on Washington 22. Young rushes for 4-yard touchdown at 8:59.

**Nov. 3, 2013—Seattle Seahawks 27, Tampa Bay Buccaneers 24**, at Seattle; Buccaneers win toss. Touchback. Drive begins on Tampa Bay 20. Drive ends on Tampa Bay 16. Koenen punts 52 yards and Tate returns 8 yards. Drive begins on Seattle 40. Hauschka kicks 27-yard field goal at 8:16.

**Nov. 10, 2013—Baltimore Ravens 20, Cincinnati Bengals 17**, at Baltimore; Bengals win toss. Touchback. Drive begins on Cincinnati 20. Dalton completes pass to RB G. Bernard for -11 yards on 4th-and-2. Drive ends on Baltimore 44. Drive begins on Baltimore 44. Tucker kicks 46-yard field goal at 5:34.

**Nov. 17, 2013—Chicago Bears 23, Baltimore Ravens 20**, at Chicago; Ravens win toss. Touchback. Drive begins on Baltimore 20. Drive ends on Chicago 46. Koch punts 26 yards. Drive begins on Chicago 20. Gould kicks 38-yard field goal at 8:46.

**Nov. 24, 2013—Minnesota Vikings 26, Green Bay Packers 26**, at Green Bay; Packers win toss. Hyde returns kickoff 21 yards. Drive begins on Green Bay 21. Crosby kicks 20-yard field goal at 10:28. Patterson returns kickoff 25 yards. Drive begins on Minnesota 20. Walsh kicks 35-yard field goal. Touchback. Drive begins on Green Bay 20. Drive ends on Green Bay 21. Masthay punts 40 yards. Drive begins on Minnesota 39. Drive ends on Minnesota 44. Locke punts 46 yards. Drive begins on Green Bay 10. Drive ends on Green Bay 27. Masthay punts 39 yards. Ponder completes pass to Patterson for 21 yards to Green Bay 45 as time expires.

# **Nov. 24, 2013—New England Patriots 34, Denver Broncos 31**, at New England; Patriots win toss and elect to defend north goal. Touchback. Drive begins on Denver 20. Drive ends on Denver 42. Colquitt punts 40 yards. Drive begins on New England 18. Drive ends on New England 37. Allen punts 51 yards and Welker returns 1 yard. Drive begins on Denver 13. Drive ends on New England 42.



## OVERTIME GAMES

Colquitt punts 22 yards. Drive begins on New England 20. Drive ends on New England 43. Allen punts 42 yards. Carter muffs punt and Edner recovers for New England. Drive begins on Denver 13. Gostkowski kicks 31-yard field goal at 2:00.

**Dec. 1, 2013—Minnesota Vikings 23, Chicago Bears 20**, at Minnesota; Bears win toss. Ford returns kickoff 9 yards. Drive begins on Chicago 29. Drive ends on Chicago 46. Podlesh punts 32 yards. Drive begins on Minnesota 22. Walsh misses 57-yard field goal. Drive begins on Chicago 47. Gould misses 47-yard field goal. Drive begins on Minnesota 37. Walsh kicks 34-yard field goal at 1:47.

**Dec. 1, 2013—Atlanta Falcons 34, Buffalo Bills 31**, at Buffalo in Toronto; Bills win toss. Touchback. Drive begins on Buffalo 20. Manuel throws 22 yard pass to Chandler and W. Moore forces fumble, which is recovered by Alford. Drive begins on Buffalo 47. Bryant kicks 36-yard field goal at 12:04.

**Dec. 15, 2013—Arizona Cardinals 37, Tennessee Titans 34**, at Tennessee; Titans win toss. Washington returns kickoff 24 yards. Drive begins on Tennessee 24. Fitzpatrick's pass intercepted by Cason, who returns it 16 yards. Drive begins on Arizona 46. Feely kicks 41-yard field goal at 10:22.

**Dec. 22, 2013—New York Giants 23, Detroit Lions 20**, at Detroit; Giants win toss. Cox returns kickoff 56 yards. Drive begins on New York 49. Brown rushes for 7 yards and Fairley forces fumble, which is recovered by Young. Drive begins on Detroit 28. Martin punts 53 yards. Drive begins on New York 28. Brown kicks 45-yard field goal at 7:37.

**Dec. 29, 2013—San Diego Chargers 27, Kansas City Chiefs 24**, at San Diego; Chargers win toss. Touchback. Drive begins on San Diego 20. Novak kicks 36-yard field goal. Demps returns kickoff 30 yards. Drive begins on Kansas City 26. Daniel pass incomplete to A. Jenkins on fourth-and-15 at 3:25.

**Sept. 7, 2014—Atlanta Falcons 37, New Orleans Saints 34**, at Atlanta; Saints win toss. Touchback. Drive begins on New Orleans 20. Brees throws 13-yard pass to Colston and Moore forces fumble and recovered by Bartu. Drive begins on New Orleans 38. Bryant 52-yard field goal at 13:22.

**Sept. 7, 2014—Buffalo Bills 23, Chicago Bears 20**, at Chicago; Bears win toss. Touchback. Drive begins on Chicago 20. Drive ends on Chicago 36. O'Donnell punts 42 yards out of bounds at Buffalo 22. Drive begins on Buffalo 22. Spiller rushes for 13 yards. Manuel passes to Williams for 20 yards. Jackson rushes for 38 yards. Carpenter 27-yard field goal at 9:51.

**Sept. 21, 2014—Seattle Seahawks 26, Denver Broncos 20**, at Seattle; Seahawks win toss. Touchback. Drive begins on Seattle 20. Wilson passes to Harvin for 11 yards. Wilson passes to Kearse for 12 yards. Lynch rushes for 6-yard touchdown.

**Oct. 5, 2014—New Orleans Saints 37, Tampa Bay Buccaneers 31**, at New Orleans; Saints win toss. Touchback. Drive begins on New Orleans 20. Brees passes to Colston for 21 yards. Brees passes to Watson for 11 yards. Robinson rushes for 18-yard touchdown.

**Oct. 5, 2014—Dallas Cowboys 20, Houston Texans 17**, at Dallas; Texans win toss. Touchback. Drive begins on Houston 20. Drive ends on Dallas 48. Lechler punts for 28 yards to Dallas 20. Drive begins on Dallas 10. Murray rushes for 11 yards. Romo passes to Bryant for 37 yards. Bailey 49-yard field goal at 8:37.

**Oct. 12, 2014—Carolina Panthers 37, Cincinnati Bengals 37**, at Cincinnati; Bengals win toss. Touchback. Drive begins on Cincinnati 20. Dalton passes to Sanu for 15 yards. Bernard rushes for 10 yards. Nugent 42-yard field goal at 8:40. Brown returns kickoff 24 yards. Drive begins on Carolina 22. Newton passes to Olsen for 11 yards. Newton rushes for 12 yards. Gano 36-yard field goal at 2:24. Touchback. Drive begins on Cincinnati 20. Dalton passes to Wright for 24 yards. Nugent misses 36-yard field goal at 0:02.

**Oct. 26, 2014—Minnesota Vikings 19, Tampa Bay Buccaneers 13**, at Tampa Bay; Buccaneers win toss. Holliday returns kickoff 25 yards. Drive begins on Tampa Bay 17. Glennon passes to Seferian-Jenkins for 10 yards and Barr forces fumble and Barr recovers fumble and returns for 27-yard touchdown.

\* **Oct. 27, 2014—Washington Redskins 20, Dallas Cowboys 17**, at Dallas; Redskins win toss. Touchback. Drive begins on Washington

20. McCoy passes to Garcon for 23 yards. McCoy passes to Reed for 16 yards. Forbath 40-yard field goal at 9:48. Touchback. Drive begins on Dallas 20. Romo pass incomplete to Bryant on fourth-and-three at 8:21.

**Nov. 9, 2014—San Francisco 49ers 27, New Orleans Saints 24**, at New Orleans; Saints win toss. Touchback. Drive begins on New Orleans 20. Brees passes to Stills for 16 yards. Drive ends on San Francisco 49. Morstead punts for 49 yards for touchback. Drive begins on San Francisco 20. Hyde rushes for 15 yards. Drive ends on San Francisco 40. Lee punts for 51 yards to New Orleans 9. Drive begins on New Orleans 9. Brees sacked by Brooks and Brooks forces fumble and Borland recovers fumble. Drive begins on New Orleans 17. Dawson 35-yard field goal at 5:18.

**Dec. 7, 2014—Minnesota Vikings 30, New York Jets 24**, at Minnesota; Jets win toss. Touchback. Drive begins on New York 20. Smith passes to Decker for 26 yards. Drive ends on Minnesota 43. Quigley punts for 35 yards to Minnesota 8. Drive begins on Minnesota 8. Bridgewater passes to Wright for 87-yard touchdown.

#**Dec. 20, 2014—San Diego Chargers 38, San Francisco 49ers 35**, at San Francisco; 49ers win toss. Patton returns kickoff 24 yards. Drive begins on San Francisco 30. Patton rushes for 20 yards and Weddle forces fumble and recovered by Lissemore. Drive begins on San Diego 38. Rivers passes to Royal for 11 yards. Brown rushes for 9 yards. Novak 40-yard field goal at 10:11.

**Sept. 13, 2015—St. Louis Rams 34, Seattle Seahawks 31**, at St. Louis; Rams win toss. B. Marquez returns kick for no gain. Drive begins on Seattle 49. N. Foles passes to S. Bailey for 22 yards. G. Zuerlein 37-yard field goal at 12:10. Touchback. Drive begins on Seattle 20. R. Wilson passes to M. Lynch for 19 yards. M. Lynch rushes for -1 yard on fourth-and-one at 9:11.

# **Oct. 1, 2015—Baltimore Ravens 23, Pittsburgh Steelers 20**, at Pittsburgh; Steelers win toss. D. Archer returns kick for 31 yards. Drive begins on Pittsburgh 31. L. Bell rushes for 22 yards. M. Vick rushes for no gain on fourth-and-two at 12:37. Turnover on downs. Drive begins on Baltimore 39. J. Flacco pass incomplete on third down. Baltimore punts at 12:09. A. Brown returns punt for 29 yards. Drive begins on Pittsburgh 41. M. Vick passes to A. Brown for 17 yards. M. Vick pass incomplete on fourth-and-one at 9:45. Turnover on downs. Drive begins on Baltimore 33. J. Flacco passes to K. Aiken for 11 yards. J. Tucker 52-yard field goal at 5:13.

**Oct. 4, 2015—Indianapolis Colts 16, Jacksonville Jaguars 13**, at Indianapolis; Jaguars win toss. Touchback. Drive begins on Jacksonville 20. T. Yeldon rushed for 36 yards. B. Anger punts 30 yards. Fair catch. Drive begins on Indianapolis 16. Three-and-out. Indianapolis punts at 12:25. B. Walters returns punt for 14 yards. Drive begins on Jacksonville 39. B. Bortles passes to A. Robinson for 14 yards. J. Meyers misses 48-yard field goal at 8:18. Drive begins on Indianapolis 38. M. Hasselbeck passes to C. Fleener for 28 yards. F. Gore rushes for 22 yards. A. Vinatieri 27-yard field goal at 4:41.

# **Oct. 4, 2015—New Orleans Saints 26, Dallas Cowboys 20**, at New Orleans; Saints win toss. Touchback. Drive begins on New Orleans 20. D. Brees pass to C.J. Spiller for an 80 yard touchdown at 14:57.

**Oct. 11, 2015—Cincinnati Bengals 27, Seattle Seahawks 24**, at Cincinnati; Seahawks win toss. Touchback. Drive begins on Seattle 20. R. Wilson passes to F. Jackson for 9 yards. J. Ryan punts 36 yards, out of bounds at 11:37. Drive starts on Cincinnati 26. A. Dalton passes to A. Green for 13 yards. K. Huber punts 50 yards for a touchback at 9:11. Drive begins on Seattle 20. R. Wilson passes to F. Jackson for 12 yards. J. Ryan punts 62 yards. A. Jones returns punt 19 yards at 7:14. Drive starts on Cincinnati 43. A. Dalton passes to T. Eifert for 12 yards. G. Bernard rushed for 13 yards. M. Nugent 42-yard field goal at 3:36.

**Oct. 11, 2015—Atlanta Falcons 25, Washington 19**, at Atlanta; Redskins win toss. Touchback. Drive starts at Redskins 20. K. Cousins passes to J. Crowder for 17 yards. K. Cousins pass intercepted by R. Alford. Returned 59 yards for a touchdown at 12:15.

**Oct. 11, 2015—Cleveland Browns 33, Baltimore 30**, at Baltimore; Baltimore wins toss. Kick returned by J. Ross for 20 yards. Drive starts at Baltimore 15. S. Koch punts 55 yards at 14:06. T. Benjamin returns punt 5 yards. Drive starts at Cleveland 35. J. McCown pass-

## OVERTIME GAMES

es to G. Barnidge for 19 yards. T. Coons 32-yard field goal at 6:43.

**Oct. 18, 2015—Denver Broncos 26, Cleveland Browns 23**, at Cleveland; Denver wins the toss. Kick returned by K. Bibbs for 15 yards. Drive starts at Denver 31. P. Manning pass intercepted by B. Mingo at 14:34. Interception returned 7 yards. Drive starts at Denver 39. J. McCown sacked for a loss of 8 yards. A. Lee punts 45 yards at 11:58. Norwood muffs punt and recovers the ball at Denver 12. P. Manning passes to O. Daniels for 18 yards. C. Anderson rushes for 11 yards. B. McManus 34-yard field goal at 4:56.

**Oct. 18, 2015—Detroit Lions 37, Chicago Bears 34**, at Detroit; Detroit wins toss. Touchback. Drive starts at Lions 20. M. Stafford passes to C. Johnson for 13 yards. S. Martin punts 55 yards at 11:29. M. Mariani returns the punt 15 yards. Drive starts on Bears 21. J. Cutler passes to M. Bennett for 9 yards. P. O'Donnell punts 52 yards at 10:09. Fair catch. Drive starts on Lions 18. M. Stafford runs for 8 yards. S. Martin punts 60 yards at 8:13. Drive starts on Bears 22. P. O'Donnell punts 51 yards at 6:37. G. Tate returns punt 24 yards. Penalty-Illegal Block Above the Waist. Drive starts at Lions 14. M. Stafford passes to A. Abdullah for 13 yards. M. Stafford passes to C. Johnson for 57 yards. M. Prater 27-yard field goal at 2:29.

**Nov. 1, 2015—Tampa Bay Buccaneers 23, Atlanta Falcons 20**, at Atlanta; Tampa Bay wins toss. Touchback. Drive starts at Buccaneers 20. J. Winston passes to M. Evans for 14 yards. D. Martin rushes for 10 yards. Penalty-Defensive Pass Interference on P. Adams, 16 yards. C. Barth 31-yard field goal at 7:53. E. Weems returns kickoff 27 yards. M. Ryan passes to J. Jones for 19 yards. M. Ryan sacked by H. Jones and fumbles the ball, D. Freeman recovers the ball. M. Ryan incomplete pass to J. Hardy on fourth down at 5:44.

\* **Nov. 2, 2015—Carolina Panthers 29, Indianapolis Colts 26**, at Carolina; Indianapolis wins toss. Q. Bray returns kick 45 yards. Drive starts at Indianapolis 45. A. Luck rushes for 11 yards. A. Luck passes to C. Fleener for 6 yards. A. Vinatieri 50-yard field goal at 12:04. Touchback. Drive starts at Carolina 20. C. Newton passes to G. Olsen for 19 yards. C. Newton passes to T. Ginn for 12 yards. G. Gano 42-yard field goal at 7:50. Q. Bray returns kick 34 yards. Drive starts at Indianapolis 29. A. Luck intercepted by L. Kuechly at 7:10. Drive starts at Indianapolis 39. C. Newton passes to J. Cotchery for 5 yards. G. Gano 52-yard field goal at 5:22.

**Nov. 8, 2015—Tennessee 34, New Orleans Saints 28**, at New Orleans. Tennessee wins toss. Touchback. Drive starts at Tennessee 20. M. Mariota passes to D. Green-Beckham for 14 yards. M. Mariota passes to C. Stevens for 24 yards. M. Mariota passes to D. Green-Beckham for 9 yards. M. Mariota passes to A. Fasano for a 5 yard touchdown at 9:50.

**Nov. 8, 2015—Minnesota 21, St. Louis Rams 18**, at Minnesota. Minnesota wins toss and elects to kick. Touchback. Drive starts at St. Louis 20. T. Gurley rushes for a 6 yard loss. N. Foles passes to T. Austin for no gain. J. Hekker punts 63 yards at 13:32. M. Sherels returns punt 26 yards. Drive starts at Minnesota 49. S. Hill passes to R. Ellison for 6 yards. A. Peterson rushes for 6 yards. B. Walsh, 40 yard field goal at 9:20.

# **Nov. 8, 2015—Philadelphia 33, Dallas Cowboys 27**, at Dallas. Philadelphia wins toss. Touchback. Drive starts at Philadelphia 20. S. Bradford passes to D. Murray for 14 yards. D. Murray rushes for 20 yards. D. Murray rushes for 9 yards. S. Bradford passes to J. Matthews for a 41 yard touchdown at 10:59.

# **Nov. 29, 2015—Denver 30, New England Patriots 24**, at Denver. New England wins toss. Touchback. Drive starts at New England 20. T. Brady sacked by V. Miller for a loss of 7. T. Brady passes incomplete to J. White. R. Allen punts 58 yards at 14:01. E. Sanders returns punt 14 yards. Drive starts at Denver 43. B. Osweiler passes to O. Daniels for 7 yards. C.J. Anderson rushes for a 48 yard touchdown at 12:32.

**Dec. 6, 2015—New York Jets 23, New York Giants 20**, at New York Giants. Jets win toss. A. Cromartie returns the ball 20 yards. Drive starts at Jets 26. R. Fitzpatrick passes to E. Decker for 11 yards. R. Fitzpatrick passes to B. Marshall for 13 yards. R. Fitzpatrick passes to E. Decker for 17 yards. R. Bullock 31-yard field goal at 8:45. Jets kickoff. D. Harris returns the ball 43 yards. Drive starts at the Giants

42. E. Manning passes to O. Beckham for 9 yards. E. Manning passes to O. Beckham for 20 yards. J. Brown misses a 48-yard field goal at 6:38.

**Dec. 6, 2015—San Francisco 49ers 26, Chicago Bears 20**, at Chicago. San Francisco wins the toss. B. Ellington returns the ball 40 yards. Drive starts at San Francisco 40. B. Gabbert passes incomplete to A. Boldin. B. Pinion punts 45 yards at 14:37. Drive starts at Chicago 15. J. Cutler passes to M. Forte for 9 yards. P. O'Donnell punts 54 yards at 13:13. Drive starts at San Francisco 29. B. Gabbert passes to T. Smith for a 71 yard touchdown at 12:50.

# **Dec. 24, 2015—Oakland Raiders 23, San Diego Chargers 20**, at Oakland. Oakland wins the toss. Touchback. Drive starts at Oakland 20. D. Carr passes to A. Holmes for 16 yards. D. Carr passes to S. Roberts for 33 yards. S. Janikowski kicks a 31-yard field goal at 8:05. Touchback. Drive starts at San Diego 20. D. Woodhead runs for 5 yards. P. Rivers passes to D. Woodhead for 2 yards. P. Rivers incomplete pass to D. Inman, turnover on downs ends the game at 6:35.

**Dec. 27, 2015—New York Jets 26, New England Patriots 20**, at New York. New England wins the toss, elects to kick. Touchback. Drive starts at New York 20. R. Fitzpatrick passes to Q. Enuwa for 48 yards. R. Fitzpatrick passes to B. Marshall for 20 yards. R. Fitzpatrick passes to E. Decker for a 6 yard touchdown at 12:23.

\* **Dec. 28, 2015—Denver Broncos 20, Cincinnati Bengals 17**, at Denver. Denver wins the toss. Touchback. Drive starts at Denver 20. B. Osweiler passes to O. Daniels for 12 yards. R. Hillman runs for 7 yards. B. Osweiler passes to D. Thomas for 12 yards. B. McManus kicks a 37-yard field goal at 10:00. B. Tate returns kick for 29 yards. Drive starts at the Cincinnati 33. A. McCarron fumbles, recovered by D. Ware to end the game at 9:48.

**Jan. 3, 2016—San Francisco 49ers 19, St. Louis Rams 16**, at San Francisco. San Francisco wins the toss. Touchback. Drive starts at San Francisco 20. B. Gabbert passes to D. Harris for 5 yards. B. Gabbert passes to V. McDonald for 24 yards. B. Pinion punts 31 yards at 12:03. No gain on the return. Drive starts at St. Louis 19. T. Mason rushes for 11 yards. C. Keenum passes to K. Britt for 18 yards. C. Keenum passes to B. Cunningham for 13 yards. G. Zuerlein 48-yard field goal attempt BLOCKED at 4:49. Recovered by J. Ward at San Francisco 8, returned 18 yards. Drive starts at San Francisco 26. B. Gabbert passes to T. Smith for 15 yards. B. Gabbert passes to Q. Patton for 33 yards. P. Dawson 23-yard field goal at 3:27.

**Sept. 11, 2016—Kansas City Chiefs 33, San Diego Chargers 27**, at Kansas City; Chiefs win toss. Touchback. A. Smith passes to S. Ware for 20 yards. S. Ware rushes for 13 yards. A. Smith passes to T. Kelce for 15 yards. A. Smith rushes for a 2-yard touchdown at 9:53.

**Sept. 25, 2016—Miami Dolphins 30, Cleveland Browns 24**, at Miami; Dolphins win toss. J. Grant returns the kickoff 27 yards. Drive begins on Mia. 22. R. Tannehill passes to D. Sims for 18 yards. M. Darr punts for 47 yards. No return. Drive begins on Cle. 9. I. Crowell rushes for 9 yards. C. Kessler passes to T. Pryor for 9 yards. C. Kessler sacked by N. Suh. B. Colquitt punts for 44 yards. J. Landry returns the punt 13 yards. Drive begins on Cle 44. R. Tannehill passes to J. Landry for 32 yards. J. Ajayi rushes for an 11-yard touchdown at 8:26.

# **Oct. 16, 2016—Houston Texans 26, Indianapolis Colts 23**, at Houston; Colts win toss. J. Ferguson returns the kickoff 23 yards. Drive begins on Ind. 26. A. Luck passes to E. Swoope for 7 yards. F. Gore rushes for 7 yards. A. Luck sacked by B. McKinney. P. McAfee punts for 41 yards. T. Ervin returns the punt 17 yards. Drive begins on Hou. 33. B. Osweiler passes to C. Fiedorowicz for 9 yards. L. Miller rushes for 10 yards. B. Osweiler passes to J. Strong for 36 yards. N. Novack kicks a 33-yard field goal at 8:10.

**Oct. 23, 2016—San Diego Chargers 33, Atlanta Falcons 30**, at Atlanta; Falcons win toss. Touchback. M. Ryan passes to D. Freeman for 7 yards. M. Ryan passes to M. Sanu for 11 yards. D. Freeman rushes for a loss of a yard on fourth-and-one. Turnover on downs. Drive begins at the Atl. 43. P. Rivers passes to A. Gates for 11. M. Gordon rushes for 5 yards. J. Lambo kicks a 42-yard field goal at 9:01.

## OVERTIME GAMES

**#Oct. 23, 2016—Arizona Cardinals 6, Seattle Seahawks 6**, at Arizona. Arizona wins toss. Touchback. C. Palmer passes to J. Nelson for 20 yards. C. Palmer passes to M. Floyd for 18 yards. C. Catanzaro kicks a 45-yard field goal at 11:23. Kickoff results in a touchback. C. Michael rushed for 10 yards. R. Wilson passes to J. Graham for 13 yards. R. Wilson passes to J. Graham for 14 yards. S. Hauschka kicks a 36-yard field goal at 6:42. Kickoff results in a touchback. C. Palmer passes to I. Momah for 27 yards. C. Palmer passes to J. Nelson for 40 yards. C. Catanzaro 24-yard field goal attempt no good. Turnover on downs. Drive begins on the Sea. 20. R. Wilson passes to J. Kearse for 31 yards. R. Wilson passes to D. Baldwin for 27 yards. S. Hauschka 28-yard field goal attempt no good. Turnover on downs. Drive begins on Ari. 20. C. Palmer passes to L. Fitzgerald for 19 yards. Time expires.

**^Oct. 30, 2016—Cincinnati Bengals 27, Washington Redskins 27**, at Wembley Stadium, London; Washington wins toss. Touchback. K. Cousins passes to P. Garcon for 16 yards. K. Cousins passes to C. Thompson for 13 yards. T. Way punts for 35 yards. A. Erickson returns the punt 7 yards. Drive begins on the Cin. 17. A. Dalton passes to G. Bernard for 14 yards. J. Hill rushes for 8 yards. A. Dalton rushes for 14 yards. K. Huber punts for 41 yards. No return. FC Interference penalty on D. Dennard. Drive begins on the Was. 22. K. Cousins passes to J. Reed for 14 yards. K. Cousins passes to P. Garcon for 12 yards. R. Kelley rushes for 16 yards. D. Hopkins 34-yard field goal attempt no good. Turnover on downs. Drive begins on the Cin. 24. A. Dalton passes to T. Boyd for 9 yards. Turnover-A. Dalton fumbles, recovered by A. Lanier. Drive begins on Cin. 47. K. Cousins passes to J. Reed for 8 yards. Time expires.

**Oct. 30, 2016—Oakland Raiders 30, Tampa Bay Buccaneers 24**, at Tampa Bay; Oakland wins toss. Touchback. D. Carr passes to M. Crabtree for 45 yards. J. Richard rushes for 5 yards. S. Janikowski 52-yard field goal attempt no good. Turnover on downs. Drive begins on TB 42. J. Winston passes to M. Evans for 5 yards. B. Anger punts for 53 yards. Touchback. D. Carr passes to M. Crabtree for 5 yards. L. Murray rushes for 19 yards. D. Carr passes to M. Crabtree for 41 yards. D. Carr passes to A. Copper for 20 yards. D. Carr sacked by J. Adjei-Barimah. D. Carr passes to C. Walford for 13 yards. D. Carr passes to M. Crabtree for 10 yards. M. King punts for 32 yards. Drive begins on Tampa Bay 11. A. Smith rushes for 5 yards, fumbles and recovers for no gain. B. Anger punts for 42 yards. Drive begins on Oakland 40. D. Carr passes to L. Murray for 12 yards. D. Carr passes to M. Crabtree for 7 yards. D. Carr passes to S. Roberts for 41-yard touchdown at 1:45.

**#Oct. 30, 2016—Dallas Cowboys 29, Philadelphia Eagles 23**, at Dallas; Dallas wins toss. Touchback. D. Prescott passes to T. Williams for 10 yards. D. Prescott passes to C. Beasley for 24 yards. D. Prescott passes to C. Beasley for 7 yards. E. Elliott rushes for 12 yards. D. Prescott passes to E. Elliott for 10 yards. D. Prescott passes to J. Witten for a 5-yard touchdown at 7:48.

**Nov. 6, 2016—Detroit Lions 22, Minnesota Vikings 16**, at Minnesota; Detroit wins toss. Drive begins on Detroit 13. M. Stafford passes to G. Tate for 8 yards. M. Stafford passes to E. Ebron for 23 yards. M. Stafford passes to G. Tate for 12 yards. T. Reddick rushes for 5 yards. M. Stafford sacked by E. Griffen. Penalty-Defensive Pass Interference on X. Rhodes, 13 yards. M. Stafford passes to G. Tate for a 28-yard touchdown at 8:21.

**#Nov. 27, 2016—Kansas City Chiefs 30, Denver Broncos 27**, at Denver; Denver wins toss. Touchback. D. Booker rushes for 7 yards. T. Siemian passes to D. Thomas for 11 yards. T. Siemian passes to D. Booker for 22 yards. Penalty-Defensive Pass Interference on K. Archer, 12 yards. T. Siemian sacked by T. Hali. B. McManus kicks a 44-yard field goal at 8:51. D. Thomas returns kickoff 41 yards. Drive begins on Kansas City 35. A. Smith passes to T. Hill for 5 yards. A. Smith passes to T. Kelce for 21 yards. S. Ware rushes for 7 yards. C. Santos kicks 37-yard field goal at 4:19. Touchback. T. Siemian rushes for 8 yards. D. Booker rushes for 6 yards. K. Bibbs rushes for 7 yards. T. Siemian passes to A. Derby for 10 yards. B. McManus 62-yard field goal attempt is no good. Turnover on downs. Drive begins on Denver 48. A. Smith rushes for 6 yards. A. Smith passes to T. Hill for 11 yards. A. Smith passes to T. Kelce for 16 yards. C. Santos

kicks a 34-yard field goal at :02.

**Dec. 11, 2016—New York Jets 23, San Francisco 49ers 17**, at San Francisco; San Francisco wins toss. Touchback. C. Kaepernick passes to G. Celek for 5 yards. C. Hyde rushes for 25 yards. C. Kaepernick passes to C. Harper for 8 yards. Turnover on downs. Drive begins on New York 37. B. Powell rushes for 8 yards. B. Petty passes to R. Anderson for 26 yards. B. Powell rushes for 9 yards. B. Powell rushes for a 19-yard touchdown at 8:35.

**Dec. 24, 2016—Miami Dolphins 34, Buffalo Bills 31**, at Buffalo; Buffalo wins toss. Touchback. T. Taylor passes to C. Clay for 11 yards. M. Gillislee rushes for 35 yards. T. Taylor passes to S. Watkins for 14 yards. R. Bush rushes for a loss of 8 yards. D. Carpenter 45-yard field goal is no good. Turnover on downs. Drive begins on Miami 35. J. Ajayi rushes for 9 yards. K. Drake rushes for 6 yards. M. Darr punts 41 yards. Drive starts on Buffalo 4. L. McCoy rushes for 6 yards. L. McCoy rushes for 5 yards. T. Taylor rushes for 5 yards. T. Taylor passes to C. Clay for 16 yards. T. Taylor passes to S. Watkins for 7 yards. C. Schmidt punts 44 yards. Drive begins on Miami 15. J. Ajayi rushes for 57 yards. J. Ajayi rushes for 8 yards. J. Ajayi rushes for 6 yards. A. Franks kicks a 27-yard field goal at :47.

**Jan. 1, 2017—Pittsburgh Steelers 27, Cleveland Browns 24**, at Pittsburgh; Cleveland wins toss. Kickoff returned 24 yards by M. Alford. Drive begins on Cleveland 19. R. Griffin passes to T. Pryor for 9 yards. R. Griffin passes to A. Hawkins for 9 yards. G. Atkinson III rushes for 11 yards. R. Griffin passes to C. Coleman for 10 yards. R. Griffin rushes for 9 yards. I. Crowell rushes for 8 yards. R. Griffin passes to C. Coleman for 11 yards. R. Griffin passes to C. Coleman for 5 yards. R. Griffin passes to A. Hawkins for a loss of 14 yards. C. Parkey kicks 34-yard field goal at 7:21. Touchback. L. Jones passes to E. Rogers for 6 yards. L. Jones passes to C. Hamilton for 11 yards. L. Jones passes to E. Rogers for 19 yards. L. Jones passes to E. Rogers for 8 yards. L. Jones passes to D. Ayers for 6 yards. L. Jones passes to C. Hamilton for 26-yard touchdown at 2:57.

**Sept. 17, 2017—Arizona Cardinals 16, Indianapolis Colts 13**, at Indianapolis; Indianapolis wins toss. Q. Bray returns kickoff 30 yards. Drive begins on Ind. 26. T. Mathieu interception. Drive begins on Ind. 21. P. Dawson kicks 30-yard field goal at 8:05.

**Sept. 24, 2017—Chicago Bears 23, Pittsburgh Steelers 17**, at Chicago; Chicago wins toss. D. Thompson returns kickoff 18 yards. Drive begins on Chi. 26. T. Cohen rushes for 36 yards. J. Howard rushes for 18 yards. J. Howard rushes for 19-yard touchdown at 8:34.

**Sept. 24, 2017—Green Bay Packers 27, Cincinnati Bengals 24**, at Green Bay; Cincinnati wins toss. Touchback. K. Huber punts 58 yards. Drive begins at GB 21. A. Rodgers passes to G. Allison for 72 yards. M. Crosby kicks 27-yard field goal at 6:26.

**Oct. 1, 2017—New York Jets 23, Jacksonville Jaguars 20**, at New York Jets; Jaguars win toss. Touchback. Defensive Pass Interference on B. Skrine. B. Nortman punts for 51 yards. Drive begins on NYJ 3. L. Edwards punts for 40 yards. Drive begins on Jax. 50. B. Nortman punts for 34 yards. Drive begins on NYJ 9. J. McCown passes to R. Anderson for 8 yards. L. Edwards punts 70 yards. Drive begins on Jax. 3. B. Nortman punts 45 yards. Drive begins on Jax. 25. C. Catanzaro kicks 41-yard field goal at :32.

**Oct. 1, 2017—Arizona Cardinals 18, San Francisco 49ers 15**, at Arizona; 49ers win toss. V. Bolden returns the kickoff 27 yards. Drive begins on SF 22. Defensive pass interference on P. Peterson. B. Hoyer passes to P. Garcon for 11 yards. B. Hoyer passes to T. Taylor for 8 yards. K. Juszczyk rushes for 8 yards. B. Hoyer passes to C. Hyde for 9 yards. R. Gould kicks 23-yard field goal at 2:28. Touchback. C. Palmer passes to A. Ellington for 11 yards. C. Palmer passes to A. Ellington for 11 yards. C. Palmer passes to Ja. Brown for 17 yards. C. Palmer passes to Ja. Brown for 11 yards. Defensive pass interference on J. Ward. C. Palmer passes to L. Fitzgerald for 19-yard touchdown at :38.

**Oct. 8, 2017—Indianapolis Colts 26, San Francisco 49ers 23**, at Indianapolis; Colts win toss. Touchback. Defensive holding penalty on R. Robinson. J. Brissett passes to D. Moncrief for 15 yards. J. Brissett passes to T. Hilton for 46 yards. R. Armstrong interception. Drive begins on SF 28. Defensive pass interference on P. Desir. B.

## OVERTIME GAMES

Pinion punts 37 yards. Drive begins on Ind. 18. M. Mack rushes for 35 yards. A. Vinatieri kicks 51-yard field goal at 1:43.

**Oct. 15, 2017—Chicago Bears 27, Baltimore Ravens 24**, at Baltimore; Bears win toss. T. Cohen returns the kickoff 23 yards. Drive begins at Chi. 20. J. Howard rushes for 10 yards. P. O'Donnell punts 28 yards. Drive begins at Bal. 40. S. Koch punts 45 yards. Drive begins at Chi 7. J. Howard rushes for 53 yards. M. Trubisky passes to K. Wright for 18 yards. C. Barth kicks 40-yard field goal at 2:11.

**Oct. 22, 2017—Tennessee Titans 12, Cleveland Browns 9**, at Cleveland. Cleveland wins toss. Touchback. B. Colquitt punts 38 yards. Drive begins at Ten. 36. M. Mariota passes to D. Walker for 16 yards. B. Kern punts 44 yards. Drive begins at Cle. 20. B. Colquitt punts 53 yards. Drive begins at Cle. 49. M. Mariota passes to R. Matthews for 8 yards. R. Succop kicks 47-yard field goal at 2:00.

**Nov. 12, 2017—Jacksonville Jaguars 20, Los Angeles Chargers 17**, at Jacksonville; Jacksonville wins toss. C. Grant returns the kickoff 28 yards. Drive begins on Jax. 29. B. Bortles passes to L. Fournette for 8 yards. L. Fournette rushes for 1 yard. B. Nortman punts 37 yards. Drive begins at LAC 10. A. Bouye interception. Drive begins on LAC 17. J. Lambo kicks 30-yard field goal at 3:17.

**Nov. 19, 2017—New Orleans Saints 34, Washington Redskins 31**, at New Orleans; Washington wins toss. Touchback. T. Way punts 60 yards. Drive begins at NO 39. M. Ingram rushes for 20 yards. M. Ingram rushes for 31 yards. W. Lutz kicks 28-yard field goal at 7:28.

**Nov. 19, 2017—New York Giants 12, Kansas City Chiefs 9**, at New York Giants; Kansas City wins toss. A. Hunt returns the kick 18 yards. Drive begins at KC 22. A. Smith passes to R. Travis for 11 yards. D. Colquitt punts 52 yards. Drive begins at NYG 18. O. Darkwa rushes for 10 yards. E. Manning passes to T. King for 13 yards. E. Manning passes to R. Lewis for 10 yards. E. Manning passes to R. Lewis for 34 yards. A. Rosas kicks 23-yard field goal at 1:57.

**Dec. 3, 2017—Green Bay Packers 26, Tampa Bay Buccaneers 20**, at Green Bay; Green Bay wins toss. T. Davis returns the kick 27 yards. Drive begins at GB 28. B. Hundley rushes for 7 yards. B. Hundley rushes for 18 yards. B. Hundley passes to J. Williams for 12 yards. A. Jones rushes for 20-yard touchdown at 6:08.

**Dec. 10, 2017—Buffalo Bills 13, Indianapolis Colts 7**, at Buffalo; Buffalo wins toss. B. Tate returns for 10 yards. Drive begins at Buf. 24. J. Webb rushes for 12 yards. J. Webb rushes for 9 yards. C. Schmidt punts 31 yards. Drive begins at Ind. 10. F. Gore rushes for 10 yards. R. Sanchez punts 34 yards. Drive begins at Buf. 35. J. Webb passes to D. Thompson for 34 yards. L. McCoy rushes for 21-yard touchdown at 1:39.

**Dec. 10, 2017—Green Bay Packers 27, Cleveland Browns 21**, at Cleveland; Cleveland wins toss. Touchback. J. Jones interception. Drive begins at Cle. 42. B. Hundley passes to D. Adams for 5 yards. B. Hundley passes to D. Adams for 25-yard touchdown at 5:12.

**September 9, 2018—Pittsburgh Steelers 21, Cleveland Browns 21**, at Cleveland; Cleveland wins toss. Touchback. B. Colquitt punts for 49 yards. Drive begins on PIT 26. J. Berry punts for 53 yards. Drive begins on CLE 19. B. Colquitt punts for 29 yards. Drive begins on PIT 45. C. Boswell 42-yard field goal is no good, wide left. B. Colquitt punts for 52 yards. Drive begins on PIT 16. B. Roethlisberger sacked at PIT 33 for -5 yards, fumble recovery by CLE-J. Schobert at PIT 40. Z. Gonzalez 43-yard field goal is blocked.

**September 16, 2018—Minnesota Vikings 29, Green Bay Packers 29**, at Green Bay; Minnesota wins toss. H. Hill returns kickoff 28 yards. Drive begins on MIN 30. D. Carlson 49-yard field goal is no good, wide right. Drive begins on GB 39. J. Scott punts for 47 yards. Touchback. K. Cousins passes to A. Thielen for 25 yards. D. Carlson 35-yard field goal is no good, wide right.

**September 23, 2018—New Orleans Saints 43, Atlanta Falcons 37**, at Atlanta; New Orleans wins toss. T. Hill returns kickoff 23 yards. Drive begins on NO 20. D. Brees passes to M. Thomas for 23 yards. D. Brees passes to A. Kamara for 9 yards. D. Brees rushes for 1-yard touchdown at 2:58.

**September 30, 2018—Tennessee Titans 26, Philadelphia Eagles 23**, at Tennessee; Philadelphia wins toss. Touchback. C. Wentz passes to A. Jeffery for 14 yards. J. Ajayi rushes for 15

yards. J. Elliott kicks 37-yard field goal at 6:23. Touchback. M. Mariota passes to T. Taylor for 19 yards. Defensive pass interference on S. Jones. M. Mariota rushes for 17 yards. M. Mariota passes to D. Lewis for 17 yards. M. Mariota passes to C. Davis for 10-yard touchdown at :17.

**September 30, 2018—Houston Texans 37, Indianapolis Colts 34**, at Indianapolis; Indianapolis wins toss. Touchback. A. Luck passes to N. Hines for 13 yards. A. Luck passes to M. Johnson for 8 yards. A. Vinatieri kicks 44-yard field goal at 6:04. Touchback. D. Watson passes to K. Coutee for 19 yards. D. Watson passes to S. Coates for 12 yards. K. Fairbairn kicks 29-yard field goal at 1:54. Touchback. A. Luck passes incomplete to C. Rogers. Drive begins on IND 43. D. Watson passes to D. Hopkins for 24 yards. K. Fairbairn kicks 37-yard field goal at :03.

**September 30, 2018—Oakland Raiders 45, Cleveland Browns 42**, at Oakland; Oakland wins toss. Touchback. D. Carr passes to A. Cooper for 36 yards. M. McCrane 50-yard field goal is no good, wide left. Drive begins on CLE 40. B. Colquitt punts for 48 yards, D. Harris returns punt for 12 yards. Drive begins on OAK 19. D. Carr passes to J. Cook for 24 yards. D. Carr passes to A. Cooper for 14 yards. M. Lynch rushes for 11 yards. M. McCrane kicks 29-yard field goal at 1:50.

**October 7, 2018—Cleveland Browns 12, Baltimore Ravens 9**, at Cleveland; Cleveland wins toss. Touchback. B. Colquitt punts for 56 yards. Drive begins on BAL 13. J. Flacco passes to C. Moore for 20 yards. S. Koch punts for 41 yards. Drive begins at CLE 14. B. Mayfield passes to J. Landry for 27 yards. Roughing the passer on T. Jefferson. B. Mayfield passes incomplete to J. Landry. Drive begins on BAL 39. S. Koch punts 56 yards. J. Peppers returns punt for 11 yards. Drive begins on CLE 16. B. Mayfield passes to D. Willies for 39 yards. D. Johnson rushes for 15 yards. G. Joseph kicks 37-yard field goal at :06.

**# October 7, 2018—Houston Texans 19, Dallas Cowboys 16**, at Houston; Dallas wins toss. Touchback. C. Jones punts for 32 yards, fair catch by T. Ervin. Drive begins on HOU 10. D. Watson passes to D. Hopkins for 49 yards. K. Fairbairn kicks 36-yard field goal at 1:55.

**October 14, 2018—Miami Dolphins 31, Chicago Bears 28**, at Miami. Miami wins toss; Touchback. B. Osweiler passes to K. Stills for 35 yards. K. Drake rushes for no gain, fumble recovery by CHI-E. Goldman at CHI 1. Touchback. J. Howard rushes for 19 yards. C. Parkey 53-yard field goal is no good, wide right. Drive begins on MIA 43. B. Osweiler passes to K. Drake for 15 yards. J. Sanders kicks 47-yard field goal at :03.

**October 21, 2018—Tampa Bay Buccaneers 26, Cleveland Browns 23**, at Tampa Bay; Cleveland wins toss. Touchback. B. Colquitt punts for 54 yards, A. Humphries returns punt -6 yards. Drive begins at TB 11. J. Collins interception. Drive begins on TB 45. B. Colquitt punts for 45 yards. Touchback. B. Anger punts for 54 yards, J. Peppers returns punt for 14 yards, fumble recovery by TB-I. Johnson. Drive begins on CLE 48. J. Winston passes to D. Jackson for 14 yards. C. Catanzaro kicks 59-yard field goal at 1:55.

**December 2, 2018—New York Giants 30, Chicago Bears 27**, at New York; Giants win toss. Touchback. S. Barkley rushes for 29 yards. A. Rosas kicks 44-yard field goal at 6:00. Touchback. C. Daniel passes to A. Robinson II for 10 yards. C. Daniel passes incomplete to T. Gabriel.

**December 9, 2018—Kansas City Chiefs 27, Baltimore Ravens 24**, at Kansas City; Kansas City wins toss. Touchback. P. Mahomes passes to T. Hill for 18 yards. H. Butker kicks 35-yard field goal at 4:46. Touchback. L. Jackson passes to W. Snead IV for 14 yards. R. Griffin III passes incomplete to W. Snead IV.

**December 9, 2018—Dallas Cowboys 29, Philadelphia Eagles 23**, at Dallas; Dallas wins toss. Touchback. E. Elliott rushes for 10 yards D. Prescott passes to A. Cooper for 12 yards. D. Prescott passes to A. Cooper for 15-yard touchdown at 2:00.

**December 16, 2018—San Francisco 49ers 26, Seattle Seahawks 23**, at San Francisco; Seattle wins toss. T. Lockett muffs

## OVERTIME GAMES

catch, and recovers at SEA 11. T. Lockett to SEA 14 for 3 yards. M. Dickson punts 59 yards, T. Taylor returns punt for 15 yards. Drive begins on SF 38. Defensive Pass Interference on SL. Griffin. J. Wilson rushes for 16 yards. R. Gould kicks 36-yard field goal at 3:11.

**December 23, 2018—Green Bay Packers 44, New York Jets 38**, at New York; Green Bay wins toss. Touchback. Defensive Pass Interference on T. Johnson. A. Rodgers passes to D. Adams for 16-yard touchdown at 6:28.

**September 8, 2019—Detroit Lions 27, Arizona Cardinals 27**, at Arizona; Arizona wins toss. Touchback. Drive begins on ARI 25. Z. Gonzalez 28-yard field goal is good. Touchback. Drive begins on DET 25. M. Prater 33-yard field goal is good. Touchback. Drive begins on ARI 25. A. Lee punts 41 yards. Drive begins on DET 5. M. Stafford fourth-down pass incomplete at 0:00.

**September 8, 2019—Los Angeles Chargers 30, Indianapolis Colts 24**, at Los Angeles; L.A. Chargers win toss. Touchback. Drive begins on LAC 25. A. Ekeler 7-yard touchdown run at 5:01.

**October 6, 2019—Baltimore Ravens 26, Pittsburgh Steelers 23**, at Pittsburgh; Pittsburgh wins toss and defers; Baltimore elects to receive. Touchback. BAL drive begins on BAL 25. S. Koch punts 47 yards. Drive begins on PIT 32. M. Humphrey recovers J. Smith-Schuster fumble. Drive begins at PIT 34. J. Tucker 46-yard field goal is good at 5:26.

**November 3, 2019—Seattle Seahawks 40, Tampa Bay Buccaneers 34**, at Seattle; Seattle wins toss. Touchback. Drive begins on SEA 25. R. Wilson 10-yard touchdown pass to J. Hollister at 6:22.

\* **November 11, 2019—Seattle Seahawks 27, San Francisco 49ers 24**, at San Francisco; Seattle wins toss. Touchback. Drive begins on SEA 25. R. Wilson pass intercepted by D. Greenlaw, returned 47 yards. Drive begins on SEA 49. C. McLaughlin 47-yard field-goal attempt is no good, wide left. Drive begins on SEA 37. M. Dickson punts 35 yards. Drive begins on SF 20. M. Wishnowsky punts 48 yards. Drive begins on SEA 36. J. Myers 42-yard field goal is good at 0:00.

\* **December 9, 2019—Philadelphia Eagles 23, New York Giants 17**, at Philadelphia; Philadelphia wins toss. Touchback. Drive begins on PHI 25. C. Wentz 2-yard touchdown pass to Z. Ertz at 5:10.

**December 22, 2019—Miami Dolphins 38, Cincinnati Bengals 35**, at Miami; Miami wins toss. Touchback. Drive begins on MIA 25. M. Haack punts 49 yards. Drive begins on CIN 5. K. Huber punts 51 yards. Drive begins on MIA 40. M. Haack punts 50 yards. Drive begins on CIN 36. K. Huber punts 30 yards. Drive begins on MIA 30. J. Sanders 37-yard field goal is good at 0:00.

**December 22, 2019—New York Giants 41, Washington Redskins 35**, at Washington; Giants win toss. D. Scott returns kickoff 35 yards. Drive begins on NYG 34. D. Jones 3-yard touchdown pass to K. Smith at 4:15.

**December 29, 2019—Atlanta Falcons 28, Tampa Bay Buccaneers 22**, at Tampa Bay; Tampa Bay wins toss. Touchback. Drive begins on TB 25. J. Winston pass intercepted by D. Jones, returned 27 yards for touchdown at 9:53.

**September 20, 2020—Kansas City Chiefs 23, Los Angeles Chargers 20**, at Los Angeles; Los Angeles wins toss. Touchback. Drive begins on LAC 25. T. Long punts 61 yards. Drive begins on KC 21. H. Butler 58-yard field goal is good at 2:00.

**September 27, 2020—Cincinnati Bengals 23, Philadelphia Eagles 23**, at Philadelphia; Cincinnati wins toss. Touchback. Drive begins on CIN 25. K. Huber punts 46 yards. Drive begins on PHI 11. C. Johnston punts 56 yards. Drive begins on CIN 41. K. Huber punts 48 yards. Drive begins on PHI 23. C. Johnston punts 43 yards. Drive begins on CIN 9. K. Huber punts 49 yards. Drive begins on PHI 45. C. Johnston punts 40 yards. Drive begins on CIN 11. J. Mixon run for 9 yards at 0:00.

\* **October 12, 2020—New Orleans Saints 30, Los Angeles Chargers 27**, at New Orleans; New Orleans wins toss. A. Kamara returns kickoff 31 yards. Drive begins on NO 34. W. Lutz 36-

yard field goal is good. Touchback. Drive begins on LAC 25. J. Herbert fourth-down pass short of line to gain at 4:23.

**October 18, 2020—Tennessee Titans 42, Houston Texans 36**, at Tennessee; TEN wins toss. K. Raymond returns kickoff 18 yards. Drive begins on TEN 18. D. Henry 5-yard touchdown run at 6:35.

# **October 25, 2020—Arizona Cardinals 37, Seattle Seahawks 34, at Arizona**; Seattle wins toss. Touchback. Drive begins on SEA 25. M. Dickson punts 48 yards. Drive begins on ARZ 28. Z. Gonzalez 41-yard field-goal attempt is no good, wide left. Drive begins on SEA 31. R. Wilson pass attempt is intercepted. Drive begins on SEA 49. Z. Gonzalez 48-yard field goal is good at 0:20.

**November 1, 2020—New Orleans Saints 26, Chicago Bears 23**, at Chicago; New Orleans wins toss. Touchback. Drive begins on NO 25. T. Morstead punts 31 yards. Drive begins on CHI 19. P. O'Donnell punts 55 yards. Drive begins on NO 32. W. Lutz 35-yard field goal is good at 1:40.

**November 22, 2020—Tennessee Titans 30, Baltimore Ravens 24**, at Baltimore; Baltimore wins toss. Touchback. Drive begins on BLT 25. S. Koch punts 46 yards. Drive begins on TEN 27. D. Henry 29-yard touchdown run at 5:29.

**November 22, 2020—Indianapolis Colts 34, Green Bay Packers 31**, at Indianapolis; Green Bay wins toss. D. Shepherd returns kickoff 14 yards. Drive begins on GB 22. M. Valdes-Scantling fumble. Drive begins at GB 29. R. Blankenship 39-yard field goal is good at 7:15.

**December 6, 2020—Minnesota Vikings 27, Jacksonville Jaguars 24**, at Minnesota; Minnesota wins toss. A. Abdullah returns kickoff 24 yards. Drive begins at MIN 24. B. Colquitt punts 52 yards. Drive begins at JAX 18. M. Glennon pass attempt is intercepted. Drive begins at JAX 46. D. Bailey 23-yard field goal is good at 1:53.

# **December 17, 2020—Los Angeles Chargers 30, Las Vegas Raiders 27**, at Las Vegas; Las Vegas wins toss. Touchback. Drive begins on LV 25. D. Carlson 23-yard field goal is good. Touchback. Drive begins on LAC 25. J. Herbert 1-yard touchdown run at 1:32.

**Sept. 12, 2021—Cincinnati Bengals 27, Minnesota Vikings 23**, at Cincinnati; Cincinnati wins toss. Touchback. Drive begins at CIN 25. K. Huber punts 43 yards. Drive begins at MIN 21. J. Berry punts 63 yards. Drive begins at CIN 10. K. Huber punts 61 yards. Drive begins at MIN 37. D. Cook fumble recovered by G. Pratt. Drive begins at CIN 39. E. McPherson 33-yard field goal is good at 0:00.

\* **Sept. 13, 2021—Las Vegas Raiders 33, Baltimore Ravens 27**, at Las Vegas. Las Vegas wins toss. Touchback. Drive begins at LV 25. D. Carr pass intercepted by A. Averett. Drive begins at BAL 20. L. Jackson sacked by C. Nassib, fumbles, recovered by D. Philon. Drive begins at BAL 27. D. Carr 31-yard touchdown pass to Z. Jones at 3:38.

**Sept. 19, 2021—Tennessee Titans 33, Seattle Seahawks 30**, at Seattle. Tennessee wins toss. C. Rogers 16-yard return. Drive begins at TEN 18. B. Kern punts 53 yards. Drive begins at SEA 13. M. Dickson punts 47 yards. Drive begins at SEA 39. R. Bullock 36-yard field goal is good at 4:45.

**Sept. 26, 2021—Las Vegas Raiders 31, Miami Dolphins 28**, at Las Vegas. Las Vegas wins toss. Touchback. Drive begins at LV 25. D. Carlson 38-yard field goal is good at 6:27. Touchback. Drive begins at MIA 25. J. Sanders 50-yard field goal is good at 2:49. Touchback. Drive begins at LV 25. D. Carlson 22-yard field goal is good at 0:00.

**Oct. 3, 2021—New York Giants 27, New Orleans Saints 21**, at New Orleans. N.Y. Giants win toss. Touchback. Drive begins at NYG 25. S. Barkley 6-yard touchdown run at 4:54.

**Oct. 3, 2021—New York Jets 27, Tennessee Titans 24**, at New York. Tennessee wins toss. Drive begins at NYJ 25. M. Ammendola 22-yard field goal is good. Touchback. R. Bullock 49-yard field-goal attempt is no good.

**Oct. 10, 2021—Green Bay Packers 25, Cincinnati Bengals 22**,

## OVERTIME GAMES

at Cincinnati. Cincinnati wins toss. B.Wilson 26-yard return. Drive begins at CIN 25. J.Burrow pass intercepted by D.Campbell. Drive begins at CIN 17. M.Crosby 40-yard field-goal attempt is no good. Drive begins at CIN 30. E.McPherson 49-yard field-goal attempt is no good. Drive begins at GB 39. M.Crosby 49-yard field goal is good at 1:55.

\* **Oct. 11, 2021—Baltimore Ravens 31, Indianapolis Colts 25**, at Baltimore. Baltimore wins toss. D.Duvernay 27-yard return. Drive begins at BAL 32. L.Jackson 5-yard touchdown pass to M.Brown at 5:24.

**Oct. 17, 2021—Minnesota Vikings 34, Carolina Panthers 28**, at Carolina. Minnesota wins toss. Touchback. Drive begins at MIN 25. K.Cousins 27-yard touchdown pass to K.Osborn at 5:48.

**Oct. 17, 2021—Dallas Cowboys 35, New England Patriots 29**, at New England. New England wins toss. Touchback. Drive begins at NE 25. J.Bailey punts 34 yards. Drive begins at DAL 20. D.Prescott 35-yard touchdown pass to C.Lamb at 3:52.

# **Oct. 17, 2021—Pittsburgh Steelers 23, Seattle Seahawks 20**, at Pittsburgh. Seattle wins toss. D.Dallas 25-yard return. Drive begins at SEA 27. M.Dickson punts 47 yards. Drive begins at PIT 20. P.Harvin punts 56 yards. Drive begins at SEA 15. G.Smith sacked by T.Watt, fumbles, recovered by D.Bush. Drive begins at SEA 16. C.Boswell 37-yard field goal is good at 2:50.

**Oct. 31, 2021—Tennessee Titans 34, Indianapolis Colts 31**, at Indianapolis. Indianapolis wins toss. A.Dulin 31-yard return. Drive begins at IND 30. R.Sanchez punts 38 yards. Drive begins at TEN 28. B.Kern punts 49 yards. Drive begins at IND 15. C.Wentz pass intercepted by K.Byard. Drive begins at IND 32. R.Bullock 44-yard field goal is good at 4:03.

**Nov. 7, 2021—Baltimore Ravens 34, Minnesota Vikings 31**, at Baltimore. Baltimore wins toss. Touchback. Drive begins at BAL 25. L.Jackson pass intercepted by A.Barr. Drive begins at MIN 38. J.Berry punts 41 yards. Drive begins at BAL 10. J.Tucker 36-yard field goal is good at 0:16.

**Nov. 14, 2021—Detroit Lions 16, Pittsburgh Steelers 16**, at Pittsburgh. Detroit wins toss. G.Igwebuike 28-yard return. Drive begins at DET 26. J.Fox punts 33 yards. Drive begins at PIT 17. D.Johnson fumble recovered by A.Oruwariye. Drive begins at DET 45. R.Santoso 48-yard field-goal attempt is no good. Drive begins at PIT 38. R.Harvin punts 50 yards. Drive begins at DET 45. J.Fox punts 47 yards. Drive begins at PIT 11. P.Freiermuth fumble recovered by T.Flowers. Drive begins at DET 38. Time expires.

+ **Nov. 25, 2021—Las Vegas Raiders 36, Dallas Cowboys 33**, at Dallas. Dallas wins toss. T.Pollard 11-yard return. Drive begins at DAL 7. B.Anger 59-yard punt. Drive begins at LV 22. D.Carlson 29-yard field goal is good at 4:28.

**Dec. 12, 2021—San Francisco 49ers 26, Cincinnati Bengals 23**, at Cincinnati. Cincinnati wins toss. Touchback. Drive begins at CIN 25. E.McPherson 41-yard field goal is good. Touchback. Drive begins at SF 25. J.Garoppolo 12-yard touchdown pass to B.Aiyuk at 1:53.

**Dec. 12, 2021—Tampa Bay Buccaneers 33, Buffalo Bills 27**, at Tampa Bay. Buffalo wins toss. Touchback. Drive begins at BUF 25. M.Haack punts 63 yards. Drive begins at TB 6. T.Brady 58-yard touchdown pass to B.Perriman at 5:31.

# **Dec. 16, 2021—Kansas City Chiefs 34, Los Angeles Chargers 28**, at Los Angeles. Kansas City wins toss. Touchback. Drive begins at KC 25. P.Mahomes 34-yard touchdown pass to T.Kelce at 8:45.

**Jan. 9, 2022—Pittsburgh Steelers 16, Baltimore Ravens 13**, at Baltimore. Baltimore wins toss. D.Duvernay 18-yard return. Drive begins at BAL 24. S.Koch punts 36 yards. Drive begins at PIT 17. C.Boswell 36-yard field goal is good at 1:56.

**Jan. 9, 2022—San Francisco 49ers 27, Los Angeles Rams 24**, at Los Angeles. San Francisco wins toss. Touchback. Drive begins at SF 25. R.Gould 24-yard field goal is good. B.Powell 22-yard return. Drive begins at LA 18. M.Stafford pass intercepted by A.Thomas.

# **Jan. 9, 2022—Las Vegas Raiders 35, Los Angeles Chargers 32**, at Las Vegas. Las Vegas wins toss. Touchback. Drive begins at LV 25. D.Carlson 40-yard field goal is good. Touchback. Drive begins at LAC 25. D.Hopkins 41-yard field goal is good. Touchback. Drive begins at LV 25. D.Carlson 47-yard field goal is good at 0:00.

## POSTSEASON OVERTIME GAMES

**Dec. 28, 1958—Baltimore 23, New York Giants 17**, at New York in NFL Championship Game; Giants win toss. Maynard returns kickoff to Giants' 20. Chandler punts and Taseff returns one yard to Colts' 20. Ameche scores on 1-yard run at 8:15.

**Dec. 23, 1962—Dallas Texans 20, Houston Oilers 17**, at Houston in AFL Championship Game; Texans win toss and kick off. Jancik returns kickoff to Oilers' 33. Norton punts and Jackson makes fair catch on Texans' 22. Wilson punts and Jancik makes fair catch on Oilers' 45. Robinson intercepts Blanda's pass and returns 13 yards to Oilers' 47. Wilson's punt rolls dead at Oilers' 12. Hull intercepts Blanda's pass and returns 23 yards to midfield. Brooker kicks 25-yard field goal at 17:54.

**Dec. 26, 1965—Green Bay 13, Baltimore 10**, at Green Bay in NFL Divisional Playoff Game; Packers win toss. Moore returns kickoff to Packers' 22. Chandler punts and Haymond returns nine yards to Colts' 41. Gilburg punts and Wood makes fair catch at Packers' 21. Chandler punts and Haymond returns one yard to Colts' 41. Michaels misses 47-yard field goal. Chandler kicks 25-yard field goal at 13:39.

**Dec. 25, 1971—Miami 27, Kansas City 24**, at Kansas City in AFC Divisional Playoff Game; Chiefs win toss. Podolak, after a lateral from Buchanan, returns kickoff to Chiefs' 46. Stenerud's 42-yard field goal is blocked. Seiple punts and Podolak makes fair catch at Chiefs' 17. Wilson punts and Scott returns 18 yards to Dolphins' 39. Yepremian misses 62-yard field goal. Scott intercepts Dawson's pass and returns 13 yards to Dolphins' 46. Seiple punts and Podolak loses one yard to Chiefs' 15. Wilson punts and Scott makes fair catch on Dolphins' 30. Yepremian kicks 37-yard field goal at 22:40.

**Dec. 24, 1977—Oakland 37, Baltimore 31**, at Baltimore in AFC Divisional Playoff Game; Colts win toss. Raiders start on own 42 following a punt late in the first overtime. Oakland works way into field-goal range on Stabler's 19-yard pass to Branch at Colts' 26. Four plays later, on the second play of the second overtime, Stabler hits Casper with a 10-yard touchdown pass at 15:43.

**Jan. 2, 1982—San Diego 41, Miami 38**, at Miami in AFC Divisional Playoff Game; Chargers win toss. San Diego drives from its 13 to Miami 8. On second-and-goal, Benirschke misses 27-yard field goal attempt wide left at 9:15. Miami has the ball twice and San Diego twice more before the Dolphins get their third possession. Miami drives from the San Diego 46 to Chargers' 17 and on fourth-and-two, von Schamann's 34-yard field goal attempt is blocked by San Diego's Winslow after 11:27. Fouts then completes four of five passes, including a 39-yarder to Joiner that puts the ball on Dolphins' 10. On first down, Benirschke kicks a 29-yard field goal at 13:52.

**Jan. 3, 1987—Cleveland 23, New York Jets 20**, at Cleveland in AFC Divisional Playoff Game; Jets win toss. Jets' punt downed at Browns' 26. Moseley's 23-yard field goal attempt is wide right. Teams trade punts. Jets' second punt downed at Browns' 31. First overtime period expires eight plays later with Browns in possession at Jets' 42. Moseley kicks 27-yard field goal four plays into second overtime at 17:02.

**Jan. 11, 1987—Denver 23, Cleveland 20**, at Cleveland in AFC Championship Game; Browns win toss. Broncos hold Browns on four downs. Browns' punt returned four yards to Denver's 25. Elway completes 22- and 28-yard passes to set up Karlis's 33-yard field goal nine plays into drive at 5:38.

**Jan. 3, 1988—Houston 23, Seattle 20**, at Houston in AFC Wild Card Game; Seahawks win toss. Rodriguez punts to K. Johnson who returns one yard to Houston 15. Zendejas kicks 32-yard field goal 12 plays later at 8:05.

## OVERTIME GAMES

**Dec. 31, 1989—Pittsburgh 26, Houston 23**, at Houston in AFC Wild Card Playoff Game; Steelers win toss. Steelers punt to Oilers. Oilers' fumble recovered by Woodson and returned three yards. Four plays and 13 yards later, Anderson kicks a 50-yard field goal at 3:26.

**Jan. 7, 1990—Los Angeles Rams 19, New York Giants 13**, at New York in NFC Divisional Game; Rams win toss. Everett completes two passes to move ball to Giants' 48. White called for pass interference; ball spotted on Giants' 25. Everett hits Anderson with a 30-yard touchdown pass at 1:06.

**Jan. 3, 1990—Buffalo 41, Houston 38**, at Buffalo in AFC Wild Card Game; Oilers win toss. Oilers begin at 20. After 2 plays, Moon's pass is intercepted by Odomes who returns ball 2 yards to Houston 35. After 2 plays, Christie kicks 32-yard field goal at 3:06.

**Jan. 8, 1994—Kansas City 27, Pittsburgh 24**, at Kansas City in AFC Wild Card Game; Chiefs win toss. Hughes returns kickoff 20 yards to Kansas City 25. After 3 plays, Barker punts 48 yards to Pittsburgh 18 where Woodson returns 8 yards to the 26. After 6 plays, Royals punts 30 yards to Kansas City 20. Kansas City drives to Pittsburgh 14 where Lowery kicks 32-yard field goal at 11:03.

**Jan. 17, 1999—Atlanta 30, Minnesota 27**, at Minnesota in NFC Championship Game; Vikings win toss. Palmer returns kickoff 30 yards to Minnesota 29. After four plays, Berger punts 51 yards to Atlanta 7 where Dwight returns 8 yards to Atlanta 15. Falcons drive to Atlanta 36. Stryzinski punts 37 yards to Vikings' 27. Palmer calls fair catch. Vikings drive to Minnesota 39. Berger punts 52 yards to Atlanta 9. Downed by Vikings. Atlanta drives to Minnesota 21 where Andersen kicks 38-yard field goal at 11:52.

**Dec. 30, 2000—Miami 23, Indianapolis 17**, at Miami in AFC Wild Card Game; Dolphins win toss. Williams returns kickoff 18 yards to Miami 20. Offensive holding penalty on Freeman, 10 yards, ball spotted on Miami 10. Dolphins drive to Miami 29 where Turk punts 53 yards to Indianapolis 18. Colts drive to Miami 31 where Vanderjagt misses 49-yard field-goal attempt wide right. Dolphins drive to Indianapolis 17 where Smith rushes for a 17-yard touchdown at 11:16.

**Jan. 19, 2002—New England 16, Oakland 13**, at New England in AFC Divisional Playoff Game; Patriots win toss. Pass returns kickoff 24 yards to New England 34. Patriots drive to Oakland 5. Vinatieri kicks 23-yard field goal at 8:29.

**Jan. 11, 2003—Tennessee 34, Pittsburgh 31**, at Tennessee in AFC Divisional Playoff Game; Tennessee wins toss. Reed kicks 60 yards. Returned by Simon 21 yards to Tennessee 31. Titans drive to Pittsburgh 8. Nedney's 26-yard field goal is good at 2:15.

**Jan. 4, 2004—Green Bay 33, Seattle 27**, at Green Bay in NFC Wild Card Game; Seahawks win toss. Morris returns kick to Seattle 33. Seahawks drive to Seattle 42. Rouen's 44-yard punt returned by Chatman to Green Bay 26. Packers drive to Green Bay 31. Bidwell punts 35 yards to Seattle 34. Seahawks drive to Seattle 45. Hasselbeck's pass to Bannister intercepted by Packers' Harris and returned 52 yards for touchdown at 4:25.

**Jan. 10, 2004—Carolina 29, St. Louis 23**, at St. Louis in NFC Divisional Game; Panthers win toss. Smart returns kick to Carolina 32. Panthers drive to St. Louis 27. Kasay's 45-yard field-goal attempt no good. Rams take over at own 35 and drive to Carolina 35. Wilkins' 53-yard field-goal attempt no good. Panthers take over at Carolina 43, drive to Carolina 47. Sauerbrun punts 40 yards to St. Louis 13. Rams drive to Carolina 38. Bulger's pass intercepted by Manning at Carolina 35. Panthers drive to Carolina 31. First overtime ends. On first play of second overtime, Delhomme passes to Smith for 69-yard touchdown at 15:10.

**Jan. 11, 2004—Philadelphia 20, Green Bay 17**, at Philadelphia in NFC Divisional Game; Eagles win toss. Thrash returns kick to Philadelphia 28. Eagles drive to Philadelphia 24. Johnson punts 49 yards and Packers start at own 32 after holding penalty. Favre's pass intercepted by Dawkins at Philadelphia 31 and returned to Green Bay 34. Eagles drive to Green Bay 13. Akers kicks 31-yard field goal at 4:48.

**Jan. 8, 2005—New York Jets 20, San Diego 17**, at San Diego in AFC Wild Card Game; Chargers win toss. Dwight returns kick to San Diego 26. Chargers drive to San Diego 35. Scifres punts 39 yards and ball is downed at the New York 26. Jets gain no yards. Gowin punts 41 yards. Parker loses 3 yards on return. San Diego starts on own 30. Chargers drive to New York 22. Kaeding's 40-yard field-goal attempt no good. Jets drive to San Diego 10. Brien kicks 28-yard field goal at 14:55.

**Jan. 15, 2005—Pittsburgh 20, New York Jets 17**, at Pittsburgh in AFC Divisional Game; Jets win toss. Cotchery returns kick to New York 31. Jets drive to New York 41. Gowin punts 54 yards. Randle El returns 8 yards to Pittsburgh 13. Steelers drive to New York 15. Reed kicks 33-yard field goal at 11:04.

**Jan. 14, 2007—Chicago 27, Seattle 24**, at Chicago in NFC Divisional Playoff Game; Seahawks win the toss. Burleson returns kickoff 25 yards to Seahawks 30. Plackemeier punts 18 yards. Drive begins at Bears 34. Gould kicks 49-yard field goal at 4:53.

**Jan. 20, 2008—New York Giants 23, Green Bay 20**, at Green Bay in NFC Championship Game; Packers win toss. K. Robinson returns kick 19 yards to Green Bay 26. Favre pass intercepted by Webster and returned 9 yards to Green Bay 34. Tynes kicks 47-yard field goal at 12:34.

**Jan. 3, 2009—San Diego Chargers 23, Indianapolis 17**, at San Diego in AFC Wild Card Playoffs; Chargers win toss. Sproles returns kick 31 yards to San Diego 25. Sproles scores on 22-yard touchdown run at 6:12.

**Jan. 10, 2010—Arizona Cardinals 51, Green Bay Packers 45**, at Arizona in Wild Card Playoffs; Packers win toss. Touchback. Rodgers is sacked and fumbles, recovered by Dansby for 17-yard touchdown at 1:18.

**Jan. 24, 2010—New Orleans Saints 31, Minnesota Vikings 28**, at New Orleans in NFC Championship; Saints win toss. Thomas returns kick 40 yards. Drive begins at Saints 39. Hartley kicks 40-yard field goal at 4:45.

**Jan. 8, 2012—Denver 29, Pittsburgh 23**, at Denver in AFC Wild Card Game; Broncos win toss. Touchback. Drive begins on Denver 20. Tebow completes 80-yard touchdown pass to D. Thomas at 0:11.

**Jan. 22, 2012—New York Giants 20, San Francisco 17**, at San Francisco in NFC Championship Game; Giants win toss. Touchback. Drive begins on New York 20. Drive ends on New York 34. Weatherford punts 48 yards and K. Williams returns 4 yards to San Francisco 22. Drive ends at San Francisco 31. Lee punts 47 yards and Ross returns 14 yards to New York 36. Drive ends on New York 44. Weatherford punts 37 yards and K. Williams returns 5 yards to San Francisco 24. Fumble recovered by Giants' D. Thomas at San Francisco 24. Tynes kicks 31-yard field goal at 7:50.

**Jan. 12, 2013—Baltimore 38, Denver 35**, at Denver in AFC Divisional Playoff Game; Ravens win toss. Touchback. Drive begins on Baltimore 20. Drive ends on Baltimore 49. Koch punts 35 yards. Fair catch by Leonhard. Drive begins on Denver 16. Drive ends on Denver 39. Colquitt punts 55 yards and Reed returns for no gain. Drive begins on Baltimore 6. Drive ends on Baltimore 34. Koch punts 52 yards and Holliday returns for -7 yards. Drive begins on Denver 7. Manning's pass intended for Stokley intercepted by Graham, who returns for no gain, at Denver 45. Drive begins at Denver 45. Tucker kicks 47-yard field goal at 16:42.

**Jan. 18, 2015—Seattle 28, Green Bay 22**, at Seattle; Seahawks win toss. Baldwin returns kickoff 14 yards. Drive begins on Seattle 13. Wilson pass complete to Baldwin for 35 yards. Wilson pass complete to Kearsse for 35-yard touchdown.

**Jan. 16, 2016—Arizona 26, Green Bay 20**, at Arizona. Arizona wins the toss. Touchback. Drive starts at Arizona 20. C. Palmer passes to L. Fitzgerald for 75 yards. C. Palmer passes to L. Fitzgerald for a 5 yard touchdown at 13:55.

**Feb. 5, 2017—New England 34, Atlanta 28**, Super Bowl LI at NRG Stadium in Houston; New England wins the toss. Touchback. T. Brady passes to J. White for 6 yards. T. Brady passes to D. Amendola for 14 yards. T. Brady passes to C. Hogan for 18

## OVERTIME GAMES

yards. T. Brady passes to J. Edelman for 15 yards. J. White rushes for 10 yards. T. Brady passes incomplete. Penalty—Defensive Pass Interference on D. Campbell, 13 yards. J. White rushes for a 2-yard touchdown at 11:02.

**Jan. 20, 2019—Los Angeles Rams 26, New Orleans 23**, at New Orleans; New Orleans wins toss. A. Kamara returns kickoff 28 yards. Drive begins on NO 26. J. Johnson interception. Drive begins on LAR 46. J. Goff passes to T. Higbee for 12 yards. G. Zuerlein kicks 57-yard field goal at 11:47.

**Jan. 20, 2019—New England Patriots 37, Kansas City Chiefs 31**, at Kansas City; New England wins toss. Touchback. T. Brady passes to J. Edelman for 20 yards. T. Brady passes to J. Edelman for 15 yards. T. Brady passes to R. Gronkowski for 15 yards. R. Burkhead rushes for 2-yard touchdown at 10:10.

**Jan. 4, 2020—Houston Texans 22, Buffalo Bills 19**, at Houston; Houston wins toss. Drive begins on HOU 25. B. Anger punts 38 yards. Drive begins on BUF 30. C. Bojorquez punts 40 yards. Drive begins on HOU 17. K. Fairbairn 28-yard field goal is good at 3:20.

**Jan. 5, 2020—Minnesota Vikings 26, New Orleans Saints 20**, at New Orleans; Minnesota wins toss. Touchback. Drive begins on MIN 25. K. Cousins 4-yard touchdown pass to K. Rudolph at 10:40.

**Jan. 23, 2022—Kansas City Chiefs 42, Buffalo Bills 36**, at Kansas City. Kansas City wins toss. Touchback. Drive begins at KC 25. P. Mahomes 8-yard touchdown pass to T. Kelce at 10:45.

**Jan. 30, 2022—Cincinnati Bengals 27, Kansas City Chiefs 24**, at Kansas City. Kansas City wins toss. Drive begins at KC 25. P. Mahomes pass intercepted by V. Bell. Drive begins at CIN 45. E. McPherson 31-yard field goal is good at 9:22.

### OVERTIME GAMES BY YEAR (REGULAR SEASON)

\*Record

2021-21	2009-13	1997-17	1985-10
2020-10	2008-15	1996-14	1984- 9
2019-9	2007-15	1995-21	1983-19
2018-15	2006-11	1994-16	1982- 4
2017-14	2005-14	1993-7	1981-10
2016-13	2004-12	1992-10	1980-13
2015-21	2003-23	1991-15	1979-12
2014-11	2002-25*	1990-10	1978-11
2013-16	2001-17	1989-11	1977-6
2012-22	2000-13	1988- 9	1976-5
2011-13	1999-11	1987-13	1975-9
2010-19	1998-7	1986-16	1974-2

### OVERTIME WON-LOST RECORDS, 1974-2021 (REGULAR SEASON)

AFC	Win	Loss	Tie	Pct.
Denver	28	18	2	.604
Las Vegas	24	18	0	.571
Buffalo	21	16	0	.568
N.Y. Jets	25	19	2	.565
Pittsburgh	24	18	4	.565
Cincinnati	18	18	4	.500
Tennessee	22	22	0	.500
Baltimore	15	16	1	.484
Kansas City	19	21	2	.476
Indianapolis	16	18	1	.471
Jacksonville	8	10	0	.444
New England	19	24	0	.442
Miami	18	23	1	.440
Cleveland	18	24	2	.432
Houston	7	10	0	.412
L.A. Chargers	17	28	0	.378
NFC	Win	Loss	Tie	Pct.
Arizona	27	16	4	.617
Washington	25	17	2	.591
N.Y. Giants	23	16	2	.585
San Francisco	25	20	2	.553
Dallas	23	19	0	.548
Minnesota	25	21	4	.540
Chicago	25	24	0	.510
Green Bay	16	16	6	.500
L.A. Rams	14	14	2	.500
New Orleans	16	16	0	.500
Detroit	17	19	3	.474
Tampa Bay	18	23	1	.440
Atlanta	17	23	2	.429
Philadelphia	13	20	5	.408
Seattle	14	24	1	.372
Carolina	5	11	1	.324

### POSTSEASON OVERTIME GAMES

(BY LENGTH OF GAME)

Dec. 25, 1971	Miami 27, KANSAS CITY 24	82:40
Dec. 23, 1962	Dal. Texans 20, HOU. OILERS 17	77:54
Jan. 3, 1987	CLE. BROWNS 23, N.Y. Jets 20	77:02
Jan. 12, 2013	Bal. Ravens 38, DENVER 35	76:42
Dec. 24, 1977	Oak. Raiders 37, BAL. COLTS 31	75:43
Jan. 10, 2004	Carolina 29, ST.L. RAMS 23	75:10
Jan. 8, 2005	N.Y. Jets 20, S.D. CHARGERS 17	74:55
Jan 2, 1982	S.D. Chargers 41, MIAMI 38	73:52
Dec. 26, 1965	GREEN BAY 13, Bal. Colts 10	73:39
Jan. 17, 1999	Atlanta 30, MINNESOTA 27	71:52
Jan. 4, 2020	HOU. TEXANS 22, Buffalo 19	71:40
Dec. 30, 2000	MIAMI 23, Indianapolis 17	71:16
Jan. 15, 2005	PITTSBURGH 20, N.Y. Jets 17	71:04
Jan. 8, 1994	KANSAS CITY 27, Pittsburgh 24	71:03
Jan. 19, 2002	NEW ENGLAND 16, Oak. Raiders 13	68:29
Dec. 28, 1958	Bal. Colts 23, N.Y. GIANTS 17	68:15
Jan. 3, 1988	HOU. OILERS 23, Seattle 20	68:05
Jan. 22, 2012	N.Y. Giants 20, SAN FRANCISCO 17	67:54
Jan. 3, 2009	S.D. CHARGERS 23, Indianapolis 17	66:12
Jan. 11, 1987	Denver 23, CLE. BROWNS 20	65:38
Jan. 30, 2022	Cincinnati 27, KANSAS CITY 24	65:38
Jan. 14, 2007	CHI. BEARS 27, Seattle 24	64:53
Jan. 20, 2019	New England 37, KANSAS CITY 31	64:52
Jan. 11, 2004	PHILADELPHIA 20, Green Bay 17	64:48
Jan. 24, 2010	NEW ORLEANS 31, Minnesota 28	64:45
Jan. 4, 2004	GREEN BAY 33, Seattle 27	64:25
Jan. 5, 2020	Minnesota 26, NEW ORLEANS 20	64:20
Jan. 23, 2022	KANSAS CITY 42, Buffalo 36	64:15
Feb. 5, 2017	New England 34, Atlanta 28	*63:58
Dec. 31, 1989	Pittsburgh 26, HOU. OILERS 23	63:26
Jan. 18, 2015	SEATTLE 28, Green Bay 22	63:19



## OVERTIME GAMES

Jan. 20, 2019	L.A. Rams 26, NEW ORLEANS 23	63:17
Jan. 3, 1993	BUFFALO 41, Hou. Oilers 38	63:06
Jan. 20, 2008	N.Y. Giants 23, GREEN BAY 20	62:26
Jan. 11, 2003	TENNESSEE 34, Pittsburgh 31	62:15
Jan. 10, 2010	ARIZONA 51, Green Bay 45	61:18
Jan. 7, 1990	L.A. Rams 19, N.Y. GIANTS 13	61:06
Jan. 16, 2016	ARIZONA 26, Green Bay 20	61:05
Jan. 8, 2012	DENVER 29, Pittsburgh 23	60:11

*Home team in CAPS; \*Super Bowl LI;*

*There have been 39 overtime postseason games dating back to 1958. In 27 cases, both teams had at least one possession. Last OT postseason game: 1/30/22, Cincinnati 27, Kansas City 24 (AFC Championship Game). For capsules of all postseason overtime games dating back to 1958, please visit [www.NFL.com](http://www.NFL.com).*

### OVERTIME GAME SUMMARY—1974-2021

There have been 629 overtime games in regular-season play since the rule was adopted in 1974 (21 in 2021 season).

#### RESULTS

- 328 (12) times the team that won the toss won the game (52.1%).
- 274 (8) times the team that lost the toss won the game (43.6%).
- 27 (1) games ended tied (4.3%). Last time: 11/14/21, Det 16 at Pit. 16

#### POSSESSIONS

- 460 (17) times both teams had at least one possession (73.1%).
- 165 (4) times the team that won the toss drove for the winning score on first possession (105 FG, 60 TD) (26.2%).
- 3 (0) times the team that won the toss elected to kick or defer and the team receiving the ball drove for winning score on first possession (0.5%).
- 1 (0) time team that won toss elected to receive and lost without other team owning possession (0.2%).

*Other miscellaneous situations:*

- 11 (0) times the defense or special teams won without registering an official possession (7 INT, 2 blocked punts, 1 FR, 1 blocked FG (1.7%).
- 1 (0) time the special teams forced a fumble on the opening kickoff and drove for winning score (0.2%).
- 1 (0) time the punting team recovered a muffed punt and drove for winning score with team muffing punt having no official possession (0.2%).

#### SCORING

- 431 (12) games were won with a FG kick (68.5%).
- 168 (8) games were won with a touchdown (26.7%).
- 3 (0) games were won with a safety (0.5%).
- 27 (1) games ended tied (4.3%). Last time: 11/14/21, Det 16 at Pit. 16

#### COIN TOSS

- 616 (21) times the team that won the toss elected to receive (97.9%).
- 13 (0) times the team that won the toss elected to kick or defer (6 wins) (2.1%).

*Note: The number in parentheses is the 2021 season total.*

### MOST OVERTIME GAMES, SEASON

5 Green Bay Packers, 1983	4 San Diego Chargers 2002
4 Denver Broncos, 1985	Carolina Panthers, 2003
Cleveland Browns, 1989	Denver Broncos, 2007
Minnesota Vikings, 1994	Washington Redskins, 2010
Arizona Cardinals, 1995	Arizona Cardinals, 2011
Minnesota Vikings, 1995	Cleveland Browns, 2018
Arizona Cardinals, 1997	Baltimore Ravens, 2021
San Francisco 49ers, 2001	Las Vegas Raiders, 2021
Atlanta Falcons, 2002	

### LONGEST CONSECUTIVE-GAME STREAKS WITHOUT OVERTIME (Current)

86 Denver Broncos (Last OT game: 11/27/16 vs. KC)

(Record: 110, St. Louis/Phoenix Cardinals, 12/7/86-12/19/93)

### SHORTEST OVERTIME GAMES

0:11	*DENVER 29, Pittsburgh 23; 1/8/12 (Wild Card)
0:13	NEW ORLEANS 26, Dal. Cowboys 20; 10/4/15
0:14	N.Y. Jets 37, BUFFALO 31; 9/8/02
0:16	CHI. BEARS 37, San Francisco 31; 10/28/01
0:16	Green Bay 19, DENVER 13; 10/29/07
0:17	Minnesota 19, TAMPA BAY 13; 10/26/14
0:17	NEW ORLEANS 20, Seattle 17; 11/16/97
0:21	Chi. Bears 23, DETROIT 17; 11/27/80
0:30	Bal. Colts 29, NEW ENGLAND 23; 9/4/83
0:34	S.D. Chargers 23, WASHINGTON 17; 11/27/05
0:52	DENVER 22, Minnesota 19; 12/30/07
0:55	N.Y. Giants 16, PHILADELPHIA 10; 9/29/85
0:55	PITTSBURGH 16, Kansas City 13; 11/12/12

*\*Postseason game*

### LONGEST OVERTIME GAMES

#### (ALL POSTSEASON GAMES)

22:40	Miami 27, KANSAS CITY 24; 12/25/71
17:54	Dal. Texans 20, HOU. OILERS 17; 12/23/62
17:02	CLE. BROWNS 23, N.Y. Jets 20; 1/3/87
16:42	Bal. Ravens 38, DENVER 35; 1/12/13
15:43	Oak. Raiders 37, BAL. COLTS 31; 12/24/77
15:10	Carolina 29, ST.L. RAMS 23; 1/10/04

### OVERTIME SCORING SUMMARY

431	games were won with a FG kick
87	games were won with a touchdown pass
49	games were won with a touchdown run
20	were won with an interception-return TD (Atlanta 40, New Orleans 34, 9/2/79; Atlanta 47, Green Bay 41, 11/27/83; N.Y. Giants 16, Philadelphia 10, 9/29/85; Indianapolis 23, Cle. Browns 17, 12/10/89; Cle. Browns 30, S.D. Chargers 24, 10/20/91; Kansas City 23, Oak. Raiders 17, 9/17/95; N.Y. Giants 27, Arizona 21, 10/8/95; Washington 36, Detroit 30, 10/22/95; Arizona 20, Seattle 14, 10/29/95; Cincinnati 34, Detroit 28, 9/13/98; N.Y. Giants 23, Philadelphia 17, 10/31/99; Chi. Bears 37, San Francisco 31, 10/28/01; Chi. Bears 27, Cle. Browns 21, 11/4/01; New Orleans 26, Tampa Bay 20, 9/8/02; Atlanta 20, Carolina 14, 12/7/03; Jacksonville 23, Pittsburgh 17, 10/16/05; Chi. Bears 19, Detroit 13, 10/30/05; Bal. Ravens 34, Hou. Texans 28, 12/13/10; Atlanta 25, Washington 19, 10/11/15; Atlanta 28, Tampa Bay 22, 12/29/19).
4	games were won with a fumble-recovery TD (Bal. Colts 29, New England 23, 9/4/83; Denver 36, Seattle 30, 12/19/99; San Francisco 37, Arizona 31, 11/24/07; Minnesota 19, Tampa Bay 13, 10/26/14)
3	games were won with a safety (Minnesota 23, L.A. Rams 21, 11/5/89; Chi. Bears 19, Tennessee 17, 11/14/04; Miami 22, Cincinnati 20, 10/31/13)
2	games were won with a fake field goal/touchdown pass (Minnesota 22, Chi. Bears 16, 10/16/77; Cle. Browns 23, Minnesota 17, 12/17/89)
2	games were won with a kickoff-return TD (Chi. Bears 23, Detroit 17, 11/27/80; N.Y. Jets 37, Buffalo 31, 9/8/02)
2	games were won with a punt-return TD (Kansas City 29, S.D. Chargers 23, 10/9/95; Arizona 19, St.L. Rams 13, 11/6/11)
1	game was won with a fake field goal/touchdown run (L.A. Rams 27, Minnesota 21, 12/2/79)
1	game was won with a TD return of a blocked FG attempt (Denver 30, S.D. Chargers 24, 11/17/85)
1	game was won with a TD return by kicker, who recovered his own blocked FG attempt (Green Bay 12, Chi. Bears 6, 9/7/80)
1	game was won with a TD return by kicking team after blocked FG attempt (Philadelphia 23, N.Y. Giants 17, 11/20/88)

## OVERTIME GAMES

- 1 game was won with a TD return of a blocked punt  
(Arizona 30, Dal. Cowboys 24, 10/12/08)  
27 ended tied

*Note: The 87 games won with TD passes include the two won on fake FG attempts; the 49 games won with TD runs include the one won on fake FG attempt.*

### OVERTIME RECORDS (REGULAR SEASON)

#### Longest Touchdown Pass

- 99 Yards — Ron Jaworski to Mike Quick, Philadelphia 23, Atlanta 17 (11/10/85)  
87 Yards — Teddy Bridgewater to Jarius Wright, Minnesota 30, N.Y. Jets 24 (12/7/14)  
82 Yards — Tom Brady to Troy Brown, New England 19, Miami 13 (10/19/03); Brett Favre to Greg Jennings, Green Bay 19, Denver 13 (10/29/07)  
80 Yards — Drew Brees to C.J. Spiller, New Orleans 26, Dal. Cowboys 20 (10/4/15)  
76 Yards — Troy Aikman to Raghieb Ismail, Dal. Cowboys 41, Washington 35 (9/12/99)

#### Longest Touchdown Run

- 96 Yards — Garrison Hearst, San Francisco 36, N.Y. Jets 30 (9/6/98)  
60 Yards — Herschel Walker, Dal. Cowboys 23, New England 17 (11/15/87)  
50 Yards — Rashard Mendenhall, Pittsburgh 15, Atlanta 9 (9/12/10)

#### Longest Field Goal

- 59 Yards — Chandler Catanzaro, Tampa Bay 26, Cle. Browns 23 (10/21/18)  
58 Yards — Harrison Butker, Kansas City 23, L.A. Chargers 20 (9/20/20)  
57 Yards — Sebastian Janikowski, Oak. Raiders 16, N.Y. Jets 13 (10/19/08)

#### Longest Touchdown Plays

- 99 Yards — (Pass) Ron Jaworski to Mike Quick, Philadelphia 23, Atlanta 17 (11/10/85)  
99 Yards — (Punt return) Patrick Peterson, Arizona 19, St.L. Rams 13 (11/6/11)  
96 Yards — (Run) Garrison Hearst, San Francisco 36, N.Y. Jets 30 (9/6/98)  
96 Yards — (Kickoff return) Chad Morton, N.Y. Jets 37, Buffalo 31 (9/8/02)  
95 Yards — (Kickoff return) Dave Williams, Chi. Bears 23, Detroit 17 (11/27/80)

## 2021 INDIVIDUAL STATISTICS—TOP RUSHING PERFORMANCES

### TEN BEST RUSHING PERFORMANCES, 2021

	Att.	Yards	TD
1. Dalvin Cook Minnesota vs. Pittsburgh, Dec. 9	27	205	2
2. Rashaad Penny Seattle at Arizona, Jan. 9	23	190	1
3. Najee Harris Pittsburgh vs. Cleveland, Jan. 3	28	188	1
4. Jonathan Taylor Indianapolis at Buffalo	32	185	4
5. Derrick Henry Tennessee at Seattle, Sept. 19	35	182	3
6. Jonathan Taylor Indianapolis vs. N.Y. Jets, Nov. 4	19	172	2
7. Jonathan Taylor Indianapolis vs. New England, Dec. 18	29	170	1
Rashaad Penny Seattle vs. Detroit, Jan. 2	25	170	2
9. Joe Mixon Cincinnati vs. Pittsburgh, Nov. 28	28	165	2
10. Nick Chubb Cleveland at L.A. Chargers, Oct. 10	21	161	1

### 100-YARD RUSHING PERFORMANCES, 2021

#### First Week

Joe Mixon, Cincinnati (OT)	127 yards vs. Minnesota
David Montgomery, Chicago	108 yards vs. L.A. Rams
Elijah Mitchell, San Francisco	104 yards vs. Detroit
Melvin Gordon, Denver	101 yards vs. N.Y. Giants
Damien Harris, New England	100 yards vs. Miami

#### Second Week

Derrick Henry, Tennessee (OT)	182 yards vs. Seattle
Dalvin Cook, Minnesota	131 yards vs. Arizona
Tony Pollard, Dallas	109 yards vs. L.A. Chargers
Lamar Jackson, Baltimore	107 yards vs. Kansas City

#### Third Week

Derrick Henry, Tennessee	113 yards vs. Indianapolis
Alexander Mattison, Minnesota	112 yards vs. Seattle
Peyton Barber, Las Vegas (OT)	111 yards vs. Miami
Clyde Edwards-Helaire, Kansas City	100 yards vs. L.A. Chargers

#### Fourth Week

Derrick Henry, Tennessee (OT)	157 yards vs. N.Y. Jets
Ezekiel Elliott, Dallas	143 yards vs. Carolina
Alvin Kamara, New Orleans (OT)	120 yards vs. N.Y. Giants
Chase Edmonds, Arizona	120 yards vs. L.A. Rams
Austin Ekeler, L.A. Chargers	117 yards vs. Las Vegas
David Montgomery, Chicago	106 yards vs. Detroit
Jonathan Taylor, Indianapolis	103 yards vs. Miami
Clyde Edwards-Helaire, Kansas City	102 yards vs. Philadelphia
Nick Chubb, Cleveland	100 yards vs. Minnesota

#### Fifth Week

Nick Chubb, Cleveland	161 yards vs. L.A. Chargers
James Robinson, Jacksonville	149 yards vs. Tennessee
Derrick Henry, Tennessee	130 yards vs. Jacksonville
Najee Harris, Pittsburgh	122 yards vs. Denver
Alexander Mattison, Minnesota	113 yards vs. Detroit
Ezekiel Elliott, Dallas	110 yards vs. N.Y. Giants
Aaron Jones, Green Bay (OT)	103 yards vs. Cincinnati
Chuba Hubbard, Carolina	101 yards vs. Philadelphia

#### Sixth Week

Jonathan Taylor, Indianapolis	145 yards vs. Houston
Derrick Henry, Tennessee	143 yards vs. Buffalo
Dalvin Cook, Minnesota (OT)	140 yards vs. Carolina
Damien Harris, New England (OT)	101 yards vs. Dallas
Alex Collins, Seattle (OT)	101 yards vs. Pittsburgh

#### Seventh Week

D'Ernest Johnson, Cleveland	146 yards vs. Denver
Jonathan Taylor, Indianapolis	107 yards vs. San Francisco
Elijah Mitchell, San Francisco	107 yards vs. Indianapolis
Damien Harris, New England	106 yards vs. N.Y. Jets

Khalil Herbert, Chicago 100 yards vs. Tampa Bay

#### Eighth Week

Elijah Mitchell, San Francisco	137 yards vs. Chicago
Justin Fields, Chicago	103 yards vs. San Francisco

#### Ninth Week

Jonathan Taylor, Indianapolis	172 yards vs. N.Y. Jets
Nick Chubb, Cleveland	137 yards vs. Cincinnati
Lamar Jackson, Baltimore (OT)	120 yards vs. Minnesota
Javonte Williams, Denver	111 yards vs. Dallas
Dalvin Cook, Minnesota (OT)	110 yards vs. Baltimore

#### Tenth Week

D'Andre Swift, Detroit (OT)	130 yards vs. Pittsburgh
Jonathan Taylor, Indianapolis	116 yards vs. Jacksonville
Najee Harris, Pittsburgh (OT)	105 yards vs. Detroit
Rhamondre Stevenson, New England	100 yards vs. Cleveland

#### Eleventh Week

Jonathan Taylor, Indianapolis	185 yards vs. Buffalo
D'Andre Swift, Detroit	136 yards vs. Cleveland
Nick Chubb, Cleveland	130 yards vs. Detroit
Joe Mixon, Cincinnati	123 yards vs. Las Vegas

#### Twelfth Week

Joe Mixon, Cincinnati	165 yards vs. Pittsburgh
Elijah Mitchell, San Francisco	133 yards vs. Minnesota
Dontrell Hilliard, Tennessee	131 yards vs. New England
Antonio Gibson, Washington	111 yards vs. Seattle
D'Onta Foreman, Tennessee	109 yards vs. New England
Cordarrelle Patterson, Atlanta	108 yards vs. Jacksonville
Leonard Fournette, Tampa Bay	100 yards vs. Indianapolis

#### Thirteenth Week

Jonathan Taylor, Indianapolis	143 yards vs. Houston
Sony Michel, L.A. Rams	121 yards vs. Jacksonville
Miles Sanders, Philadelphia	120 yards vs. N.Y. Jets
Damien Harris, New England	111 yards vs. Buffalo
Javonte Williams, Denver	102 yards vs. Kansas City
Taysom Hill, New Orleans	101 yards vs. Dallas

#### Fourteenth Week

Dalvin Cook, Minnesota	205 yards vs. Pittsburgh
Rashaad Penny, Seattle	137 yards vs. Houston
Alvin Kamara, New Orleans	120 yards vs. N.Y. Jets
Leonard Fournette, Tampa Bay (OT)	113 yards vs. Buffalo
Melvin Gordon, Denver	111 yards vs. Detroit
Josh Allen, Buffalo (OT)	109 yards vs. Tampa Bay

#### Fifteenth Week

Jonathan Taylor, Indianapolis	170 yards vs. New England
Miles Sanders, Philadelphia	131 yards vs. Washington
Craig Reynolds, Detroit	112 yards vs. Arizona
Jeff Wilson, San Francisco	110 yards vs. Atlanta
D'Onta Foreman, Tennessee	108 yards vs. Pittsburgh
Duke Johnson, Miami	107 yards vs. N.Y. Jets

#### Sixteenth Week

Rex Burkhead, Houston	149 yards vs. L.A. Chargers
Rashaad Penny, Seattle	135 yards vs. Chicago
Sony Michel, L.A. Rams	131 yards vs. Minnesota
Josh Jacobs, Las Vegas	129 yards vs. Denver
Nick Chubb, Cleveland	126 yards vs. Green Bay
Michael Carter, N.Y. Jets	118 yards vs. Jacksonville
Jonathan Taylor, Indianapolis	108 yards vs. Arizona
Damien Harris, New England	103 yards vs. Buffalo

#### Seventeenth Week

Najee Harris, Pittsburgh	188 yards vs. Cleveland
Rashaad Penny, Seattle	170 yards vs. Detroit
D'Onta Foreman, Tennessee	132 yards vs. Miami
Elijah Mitchell, San Francisco	119 yards vs. Houston
Devin Singletary, Buffalo	110 yards vs. Atlanta
Jonathan Taylor, Indianapolis	108 yards vs. Las Vegas
Rhamondre Stevenson, New England	107 yards vs. Jacksonville
Saquon Barkley, N.Y. Giants	102 yards vs. Chicago

#### Eighteenth Week

Rashaad Penny, Seattle	190 yards vs. Arizona
Latavius Murray, Baltimore (OT)	150 yards vs. Pittsburgh

## 2021 INDIVIDUAL STATISTICS—TOP RUSHING/PASSING PERFORMANCES

Alvin Kamara, New Orleans	146 yards vs. Atlanta
Antonio Gibson, Washington	146 yards vs. N.Y. Giants
Josh Jacobs, Las Vegas (OT)	132 yards vs. L.A. Chargers
D'Ernest Johnson, Cleveland	123 yards vs. Cincinnati
Duke Johnson, Miami	117 yards vs. New England
Melvin Gordon, Denver	110 yards vs. Kansas City

### Times 100 or More (104)

Taylor 10; Chubb, D.Harris, Henry, Mitchell 5; Cook, Penny 4; Foreman, Gordon, N.Harris, Kamara, Mixon 3; Edwards-Helaire, Elliott, Fournette, Gibson, Jackson, Jacobs, Du.Johnson, D.Johnson, Mattison, Michel, Montgomery, Sanders, Stevenson, Swift, J.Williams 2; 21 players tied with 1 each.

### 100-YARD RUSHING PERFORMANCES, 2021 POSTSEASON

There were no 100-yard rushing performances in the 2021 postseason.

### TEN BEST PASSING PERFORMANCES, 2021

	Att.	Comp.	Yds.	TD
1. Joe Burrow Cincinnati vs. Baltimore, Dec. 26	46	37	525	4
2. Joe Burrow Cincinnati vs. Kansas City, Jan. 2	45	30	446	4
3. Dak Prescott Dallas at New England, Oct. 17	51	36	445	3
4. Lamar Jackson Baltimore vs. Indianapolis, Oct. 11	43	37	442	4
5. Derek Carr Las Vegas vs. Baltimore, Sept. 13	56	34	435	2
6. Tom Brady Tampa Bay at L.A. Rams, Sept. 26	55	41	432	1
7. Joe Burrow Cincinnati at Baltimore, Oct. 24	38	23	416	3
8. Tom Brady Tampa Bay vs. Miami, Oct. 10	41	30	411	5
9. Tom Brady Tampa Bay at N.Y. Jets, Jan. 2	50	34	410	3
Patrick Mahomes Kansas City at Las Vegas, Nov. 14	47	31	410	3

### 300-YARD PASSING PERFORMANCES, 2021

#### First Week

Derek Carr, Las Vegas (OT)	435 yards vs. Baltimore
Dak Prescott, Dallas	403 yards vs. Tampa Bay
Tom Brady, Tampa Bay	379 yards vs. Dallas
Kirk Cousins, Minnesota (OT)	351 yards vs. Cincinnati
Jared Goff, Detroit	338 yards vs. San Francisco
Justin Herbert, L.A. Chargers	337 yards vs. Washington
Patrick Mahomes, Kansas City	337 yards vs. Cleveland
Trevor Lawrence, Jacksonville	332 yards vs. Houston
Baker Mayfield, Cleveland	321 yards vs. Kansas City
Matthew Stafford, L.A. Rams	321 yards vs. Chicago
Jimmy Garoppolo, San Francisco	314 yards vs. Detroit

#### Second Week

Kyler Murray, Arizona	400 yards vs. Minnesota
Derek Carr, Las Vegas	382 yards vs. Pittsburgh
Ryan Tannehill, Tennessee (OT)	347 yards vs. Seattle
Russell Wilson, Seattle (OT)	343 yards vs. Tennessee
Patrick Mahomes, Kansas City	343 yards vs. Baltimore
Justin Herbert, L.A. Chargers	338 yards vs. Dallas
Taylor Heinicke, Washington	336 yards vs. N.Y. Giants
Teddy Bridgewater, Denver	328 yards vs. Jacksonville
Sam Darnold, Carolina	305 yards vs. New Orleans
Matt Ryan, Atlanta	300 yards vs. Tampa Bay

#### Third Week

Tom Brady, Tampa Bay	432 yards vs. L.A. Rams
Derek Carr, Las Vegas (OT)	386 yards vs. Miami
Josh Allen, Buffalo	358 yards vs. Washington
Matthew Stafford, L.A. Rams	343 yards vs. Tampa Bay
Jalen Hurts, Philadelphia	326 yards vs. Dallas
Kirk Cousins, Minnesota	323 yards vs. Seattle
Ben Roethlisberger, Pittsburgh	318 yards vs. Cincinnati
Kyler Murray, Arizona	316 yards vs. Jacksonville
Sam Darnold, Carolina	304 yards vs. Houston

#### Fourth Week

Daniel Jones, N.Y. Giants (OT)	402 yards vs. New Orleans
Jalen Hurts, Philadelphia	387 yards vs. Kansas City
Joe Burrow, Cincinnati	348 yards vs. Jacksonville
Lamar Jackson, Baltimore	316 yards vs. Denver
Sam Darnold, Carolina	301 yards vs. Dallas

#### Fifth Week

Lamar Jackson, Baltimore (OT)	442 yards vs. Indianapolis
Tom Brady, Tampa Bay	411 yards vs. Miami
Carson Wentz, Indianapolis (OT)	402 yards vs. Baltimore
Justin Herbert, L.A. Chargers	398 yards vs. Cleveland
Matthew Stafford, L.A. Rams	365 yards vs. Seattle
Aaron Rodgers, Green Bay (OT)	344 yards vs. Cincinnati

## 2021 INDIVIDUAL STATISTICS—TOP PASSING PERFORMANCES

Matt Ryan, Atlanta	342 yards vs. N.Y. Jets
Josh Allen, Buffalo	315 yards vs. Kansas City
Davis Mills, Houston	312 yards vs. New England
Baker Mayfield, Cleveland	305 yards vs. L.A. Chargers
Dak Prescott, Dallas	302 yards vs. N.Y. Giants

### Sixth Week

Dak Prescott, Dallas (OT)	445 yards vs. New England
Patrick Mahomes, Kansas City	397 yards vs. Washington
Kirk Cousins, Minnesota (OT)	373 yards vs. Carolina
Josh Allen, Buffalo	353 yards vs. Tennessee
Derek Carr, Las Vegas	341 yards vs. Denver
Teddy Bridgewater, Denver	334 yards vs. Las Vegas
Tua Tagovailoa, Miami	329 yards vs. Jacksonville
Trevor Lawrence, Jacksonville	319 yards vs. Miami

### Seventh Week

Joe Burrow, Cincinnati	416 yards vs. Baltimore
Matt Ryan, Atlanta	336 yards vs. Miami
Matthew Stafford, L.A. Rams	334 yards vs. Detroit
Derek Carr, Las Vegas	323 yards vs. Philadelphia
Mac Jones, New England	307 yards vs. N.Y. Jets

### Eighth Week

Mike White, N.Y. Jets	405 yards vs. Cincinnati
Tom Brady, Tampa Bay	375 yards vs. New Orleans
Cooper Rush, Dallas	325 yards vs. Minnesota
Jimmy Garoppolo, San Francisco	322 yards vs. Chicago
Davis Mills, Houston	310 yards vs. L.A. Rams
Matthew Stafford, L.A. Rams	305 yards vs. Houston

### Ninth Week

Justin Herbert, L.A. Chargers	356 yards vs. Philadelphia
Matt Ryan, Atlanta	343 yards vs. New Orleans
Jimmy Garoppolo, San Francisco	326 yards vs. Arizona
Josh Johnson, N.Y. Jets	317 yards vs. Indianapolis

### Tenth Week

Patrick Mahomes, Kansas City	406 yards vs. Las Vegas
Josh Allen, Buffalo	366 yards vs. N.Y. Jets

### Eleventh Week

Aaron Rodgers, Green Bay	385 yards vs. Minnesota
Justin Herbert, L.A. Chargers	382 yards vs. Pittsburgh
Kirk Cousins, Minnesota	341 yards vs. Green Bay
Colt McCoy, Arizona	328 yards vs. Seattle
Ryan Tannehill, Tennessee	323 yards vs. Houston
Tom Brady, Tampa Bay	307 yards vs. N.Y. Giants

### Twelfth Week

Dak Prescott, Dallas (OT)	375 yards vs. Las Vegas
Derek Carr, Las Vegas (OT)	373 yards vs. Dallas
Andy Dalton, Chicago	317 yards vs. Detroit
Mac Jones, New England	310 yards vs. Tennessee
Aaron Rodgers, Green Bay	307 yards vs. L.A. Rams
Carson Wentz, Indianapolis	306 yards vs. Tampa Bay
Justin Herbert, L.A. Chargers	303 yards vs. Denver
Matthew Stafford, L.A. Rams	302 yards vs. Green Bay

### Thirteenth Week

Tom Brady, Tampa Bay	368 yards vs. Atlanta
Kirk Cousins, Minnesota	340 yards vs. Detroit
Justin Herbert, L.A. Chargers	317 yards vs. Cincinnati
Joe Burrow, Cincinnati	300 yards vs. L.A. Chargers

### Fourteenth Week

Kyler Murray, Arizona	383 yards vs. L.A. Rams
Tom Brady, Tampa Bay (OT)	363 yards vs. Buffalo
Joe Burrow, Cincinnati (OT)	348 yards vs. San Francisco
Aaron Rodgers, Green Bay	341 yards vs. Chicago
Davis Mills, Houston	331 yards vs. Seattle
Josh Allen, Buffalo (OT)	308 yards vs. Tampa Bay
Ben Roethlisberger, Pittsburgh	308 yards vs. Minnesota

### Fifteenth Week

Patrick Mahomes, Kansas City (OT)	410 yards vs. L.A. Chargers
-----------------------------------	-----------------------------

### Sixteenth Week

Joe Burrow, Cincinnati	525 yards vs. Baltimore
Justin Herbert, L.A. Chargers	336 yards vs. Houston
Dak Prescott, Dallas	330 yards vs. Washington

Jimmy Garoppolo, San Francisco	322 yards vs. Tennessee
Kirk Cousins, Minnesota	315 yards vs. L.A. Rams
Josh Allen, Buffalo	314 yards vs. New England
Josh Johnson, Baltimore	304 yards vs. Cincinnati

### Seventeenth Week

Joe Burrow, Cincinnati	446 yards vs. Kansas City
Tom Brady, Tampa Bay	410 yards vs. N.Y. Jets
Matthew Stafford, L.A. Rams	309 yards vs. Baltimore

### Eighteenth Week

Justin Herbert, L.A. Chargers (OT)	383 yards vs. Las Vegas
Tom Brady, Tampa Bay	326 yards vs. Carolina
Andy Dalton, Chicago	325 yards vs. Minnesota
Jimmy Garoppolo, San Francisco (OT)	316 yards vs. L.A. Rams
Davis Mills, Houston	301 yards vs. Tennessee

### Times 300 or More (112)

Brady, Herbert 9; Stafford 7; Allen, Burrow, Carr, Cousins 6; Garoppolo, Mahomes, Prescott 5; Mills, Rodgers, Ryan 4; Darnold, Murray 3; Bridgewater, Dalton, Hurts, Jackson, Johnson, M. Jones, Lawrence, Mayfield, Roethlisberger, Tannehill, Wentz 2; Eight players with 1 each.

### 300-YARD PASSING PERFORMANCES, 2021 POSTSEASON

#### Wild Card

Patrick Mahomes, Kansas City	404 yards vs. Pittsburgh
Derek Carr, Las Vegas	310 yards vs. Cincinnati
Josh Allen, Buffalo	308 yards vs. New England

#### Divisional

Patrick Mahomes, Kansas City	378 yards vs. Buffalo (OT)
Matthew Stafford, L.A. Rams	366 yards vs. Tampa Bay
Joe Burrow, Cincinnati	348 yards vs. Tennessee
Tom Brady, Tampa Bay	329 yards vs. Los Angeles Rams
Josh Allen, Buffalo	329 yards vs. Kansas City (OT)

#### Championship

Matthew Stafford, L.A. Rams	337 yards vs. San Francisco
-----------------------------	-----------------------------

#### Super Bowl LVI

None

### Times 300 or More in Postseason (9)

Allen, Mahomes, Stafford 2; Brady, Burrow, Carr 1.

## 2021 INDIVIDUAL STATISTICS—TOP RECEIVING PERFORMANCES

### TEN BEST RECEIVING PERFORMANCES, 2021

	No.	Yards	TD
1. Ja'Marr Chase Cincinnati vs. Kansas City, Jan. 2	11	266	3
2. Davante Adams Green Bay at Cincinnati, Oct. 10	11	206	1
3. Ja'Marr Chase Cincinnati at Baltimore, Oct. 24	8	201	1
4. Tyreek Hill Kansas City vs. Cleveland, Sept. 12	11	197	1
5. Tee Higgins Cincinnati vs. Baltimore, Dec. 26	12	194	2
6. Travis Kelce Kansas City at L.A. chargers, Dec. 16	10	191	2
7. Deebo Samuel San Francisco at Detroit, Sept. 12	9	189	1
Kadarius Toney N.Y. Giants at Dallas, Oct. 10	10	189	0
9. Tyreek Hill Kansas City at Philadelphia, Oct. 3	11	186	3
10. Justin Jefferson Minnesota at Detroit, Dec. 5	11	182	1

### 100-YARD RECEIVING PERFORMANCES, 2021

#### First Week

Tyreek Hill, Kansas City	197 yards vs. Cleveland
Deebo Samuel, San Francisco	189 yards vs. Detroit
Amari Cooper, Dallas	139 yards vs. Tampa Bay
Brandin Cooks, Houston	132 yards vs. Jacksonville
Antonio Brown, Tampa Bay	121 yards vs. Dallas
Sterling Shepard, N.Y. Giants	113 yards vs. Denver
Cooper Kupp, L.A. Rams	108 yards vs. Chicago
Darren Waller, Las Vegas (OT)	105 yards vs. Baltimore
Chris Godwin, Tampa Bay	105 yards vs. Dallas
CeeDee Lamb, Dallas	104 yards vs. Tampa Bay
Ja'Marr Chase, Cincinnati (OT)	101 yards vs. Minnesota
Tyler Lockett, Seattle	100 yards vs. Indianapolis
Keenan Allen, L.A. Chargers	100 yards vs. Washington

#### Second Week

Tyler Lockett, Seattle (OT)	178 yards vs. Tennessee
Cooper Kupp, L.A. Rams	163 yards vs. Indianapolis
Courtland Sutton, Denver	159 yards vs. Jacksonville
Julio Jones, Tennessee (OT)	128 yards vs. Seattle
Michael Pittman, Indianapolis	123 yards vs. L.A. Rams
Davante Adams, Green Bay	121 yards vs. Detroit
Quez Watkins, Philadelphia	117 yards vs. San Francisco
Rondale Moore, Arizona	114 yards vs. Minnesota
Marquise Brown, Baltimore	113 yards vs. Kansas City
Henry Ruggs III, Las Vegas	113 yards vs. Pittsburgh
Travis Kelce, Kansas City	109 yards vs. Baltimore
Keenan Allen, L.A. Chargers	108 yards vs. Dallas
Terry McLaurin, Washington	107 yards vs. N.Y. Giants
Diontae Johnson, Pittsburgh	105 yards vs. Las Vegas

#### Third Week

Davante Adams, Green Bay	132 yards vs. San Francisco
D.J. Moore, Carolina	126 yards vs. Houston
Mike Williams, L.A. Chargers	122 yards vs. Kansas City
DeSean Jackson, L.A. Rams	120 yards vs. Tampa Bay
Justin Jefferson, Minnesota	118 yards vs. Seattle
Brandin Cooks, Houston	112 yards vs. Carolina
A.J. Green, Arizona	112 yards vs. Jacksonville
Mark Andrews, Baltimore	109 yards vs. Detroit
DK Metcalf, Seattle	107 yards vs. Minnesota
Mike Evans, Tampa Bay	106 yards vs. L.A. Rams
Christian Kirk, Arizona	104 yards vs. Jacksonville
Travis Kelce, Kansas City	104 yards vs. L.A. Chargers
Najee Harris, Pittsburgh	102 yards vs. Cincinnati

#### Fourth Week

Tyreek Hill, Kansas City	186 yards vs. Philadelphia
Deebo Samuel, San Francisco	156 yards vs. Seattle
Darnell Mooney, Chicago	125 yards vs. Detroit
Terry McLaurin, Washington	123 yards vs. Atlanta
DeVonta Smith, Philadelphia	122 yards vs. Kansas City

Tyler Boyd, Cincinnati	118 yards vs. Jacksonville
Kenny Golladay, N.Y. Giants (OT)	116 yards vs. New Orleans
Stefon Diggs, Buffalo	114 yards vs. Houston
D.J. Moore, Carolina	113 yards vs. Dallas
Corey Davis, N.Y. Jets (OT)	111 yards vs. Tennessee

#### Fifth Week

Davante Adams, Green Bay (OT)	206 yards vs. Cincinnati
Kadarius Toney, N.Y. Giants	189 yards vs. Dallas
Mike Williams, L.A. Chargers	165 yards vs. Cleveland
Ja'Marr Chase, Cincinnati (OT)	159 yards vs. Green Bay
Robert Woods, L.A. Rams	150 yards vs. Seattle
David Njoku, Cleveland	149 yards vs. L.A. Chargers
Mark Andrews, Baltimore (OT)	147 yards vs. Indianapolis
Chase Claypool, Pittsburgh	130 yards vs. Denver
Marquise Brown, Baltimore (OT)	125 yards vs. Indianapolis
Justin Jefferson, Minnesota	124 yards vs. Detroit
Antonio Brown, Tampa Bay	124 yards vs. Miami
Courtland Sutton, Denver	120 yards vs. Pittsburgh
Kyle Pitts, Atlanta	119 yards vs. N.Y. Jets
Dawson Knox, Buffalo	117 yards vs. Kansas City
Jonathan Taylor, Indianapolis (OT)	116 yards vs. Baltimore
Mike Evans, Tampa Bay	113 yards vs. Miami
Chris Moore, Houston	109 yards vs. New England

#### Sixth Week

CeeDee Lamb, Dallas (OT)	149 yards vs. New England
Cooper Kupp, L.A. Rams	130 yards vs. N.Y. Giants
Adam Thielen, Minnesota (OT)	126 yards vs. Carolina
Mike Gesicki, Miami	115 yards vs. Jacksonville
Donovan Peoples-Jones, Cleveland	101 yards vs. Arizona
Marvin Jones, Jacksonville	100 yards vs. Miami

#### Seventh Week

Ja'Marr Chase, Cincinnati	201 yards vs. Baltimore
Kyle Pitts, Atlanta	163 yards vs. Miami
Cooper Kupp, L.A. Rams	156 yards vs. Detroit
A.J. Brown, Tennessee	133 yards vs. Kansas City
Alvin Kamara, New Orleans	128 yards vs. Seattle
Terry McLaurin, Washington	122 yards vs. Green Bay
Kalif Raymond, Detroit	115 yards vs. L.A. Rams
Chris Godwin, Tampa Bay	111 yards vs. Chicago
Michael Pittman, Indianapolis	105 yards vs. San Francisco
Deebo Samuel, San Francisco	100 yards vs. Indianapolis

#### Eighth Week

Deebo Samuel, San Francisco	171 yards vs. Chicago
A.J. Brown, Tennessee (OT)	155 yards vs. Indianapolis
Tyler Lockett, Seattle	142 yards vs. Jacksonville
Chris Godwin, Tampa Bay	140 yards vs. New Orleans
Amari Cooper, Dallas	122 yards vs. Minnesota
Cooper Kupp, L.A. Rams	115 yards vs. Houston
CeeDee Lamb, Dallas	112 yards vs. Minnesota
Cole Beasley, Buffalo	110 yards vs. Miami

#### Ninth Week

Cordarrelle Patterson, Atlanta	126 yards vs. New Orleans
DeVonta Smith, Philadelphia	116 yards vs. L.A. Chargers
Marquise Brown, Baltimore (OT)	116 yards vs. Minnesota
Keenan Allen, L.A. Chargers	104 yards vs. Philadelphia
George Kittle, San Francisco	101 yards vs. Arizona

#### Tenth Week

Stefon Diggs, Buffalo	162 yards vs. N.Y. Jets
Justin Jefferson, Minnesota	143 yards vs. L.A. Chargers
Cooper Kupp, L.A. Rams	122 yards vs. San Francisco
Travis Kelce, Kansas City	119 yards vs. Las Vegas
Gabriel Davis, Buffalo	105 yards vs. N.Y. Jets
Darrel Williams, Kansas City	101 yards vs. Las Vegas
Marcus Johnson, Tennessee	100 yards vs. New Orleans

#### Eleventh Week

Justin Jefferson, Minnesota	169 yards vs. Green Bay
Elijah Moore, N.Y. Jets	141 yards vs. Miami
Marquez Valdes-Scantling, Green Bay	123 yards vs. Minnesota
Darnell Mooney, Chicago	121 yards vs. Baltimore
Darren Waller, Las Vegas	116 yards vs. Cincinnati

## 2021 INDIVIDUAL STATISTICS—BEST RECEIVING PERFORMANCES

Davante Adams, Green Bay	115 yards vs. Minnesota
Tyler Lockett, Seattle	115 yards vs. Arizona
Keenan Allen, L.A. Chargers	112 yards vs. Pittsburgh
Nick Westbrook-Ikhine, Tennessee	107 yards vs. Houston
Marquise Goodwin, Chicago	104 yards vs. Baltimore
Terry McLaurin, Washington	103 yards vs. Carolina
Diontae Johnson, Pittsburgh	101 yards vs. L.A. Chargers

### Twelfth Week

Jaylen Waddle, Miami	137 yards vs. Carolina
Hunter Renfrow, Las Vegas (OT)	134 yards vs. Dallas
Darnell Mooney, Chicago	123 yards vs. Detroit
Rob Gronkowski, Tampa Bay	123 yards vs. Indianapolis
Tee Higgins, Cincinnati	114 yards vs. Pittsburgh
Jarvis Landry, Cleveland	111 yards vs. Baltimore
Michael Gallup, Dallas (OT)	106 yards vs. Las Vegas
Ced Wilson, Dallas (OT)	104 yards vs. Las Vegas
Davante Adams, Green Bay	104 yards vs. L.A. Rams
D.J. Moore, Carolina	103 yards vs. Miami
DeSean Jackson, Las Vegas (OT)	102 yards vs. Dallas

### Thirteenth Week

Justin Jefferson, Minnesota	182 yards vs. Detroit
George Kittle, San Francisco	181 yards vs. Seattle
Chris Godwin, Tampa Bay	143 yards vs. Atlanta
Tee Higgins, Cincinnati	138 yards vs. L.A. Chargers
Russell Gage, Atlanta	130 yards vs. Tampa Bay
Cooper Kupp, L.A. Rams	129 yards vs. Jacksonville
Mike Williams, L.A. Chargers	110 yards vs. Cincinnati
Dallas Goedert, Philadelphia	105 yards vs. N.Y. Jets
Diontae Johnson, Pittsburgh	105 yards vs. Baltimore
Hunter Renfrow, Las Vegas	102 yards vs. Washington

### Fourteenth Week

George Kittle, San Francisco (OT)	151 yards vs. Cincinnati
Tyler Lockett, Seattle	142 yards vs. Houston
Cooper Kupp, L.A. Rams	123 yards vs. Arizona
Davante Adams, Green Bay	121 yards vs. Chicago
Hunter Renfrow, Las Vegas	117 yards vs. Kansas City
Mark Andrews, Baltimore	115 yards vs. Cleveland
Tee Higgins, Cincinnati (OT)	114 yards vs. San Francisco
Chris Godwin, Tampa Bay (OT)	105 yards vs. Buffalo
Rashod Bateman, Baltimore	103 yards vs. Cleveland
A.J. Green, Arizona	102 yards vs. L.A. Rams
Brandin Cooks, Houston	101 yards vs. Seattle

### Fifteenth Week

Travis Kelce, Kansas City (OT)	191 yards vs. L.A. Chargers
Tyreek Hill, Kansas City (OT)	148 yards vs. L.A. Chargers
Mark Andrews, Baltimore	136 yards vs. Green Bay
Cooper Kupp, L.A. Rams	136 yards vs. Seattle
Dallas Goedert, Philadelphia	135 yards vs. Washington
Marquez Callaway, New Orleans	112 yards vs. Tampa Bay
Brandin Cooks, Houston	102 yards vs. Jacksonville

### Sixteenth Week

Tee Higgins, Cincinnati	194 yards vs. Baltimore
Deebo Samuel, San Francisco	159 yards vs. Tennessee
A.J. Brown, Tennessee	145 yards vs. San Francisco
Ja'Marr Chase, Cincinnati	125 yards vs. Baltimore
Isaiah McKenzie, Buffalo	125 yards vs. New England
Mark Andrews, Baltimore	125 yards vs. Cincinnati
Justin Jefferson, Minnesota	116 yards vs. L.A. Rams
Davante Adams, Green Bay	114 yards vs. Cleveland
Cooper Kupp, L.A. Rams	109 yards vs. Minnesota
Kyle Pitts, Atlanta	102 yards vs. Detroit
Antonio Brown, Tampa Bay	101 yards vs. Carolina

### Seventeenth Week

Ja'Marr Chase, Cincinnati	266 yards vs. Kansas City
Davante Adams, Green Bay	136 yards vs. Minnesota
Zay Jones, Las Vegas	120 yards vs. Indianapolis
Rob Gronkowski, Tampa Bay	115 yards vs. N.Y. Jets
Amon-Ra St. Brown, Detroit	111 yards vs. Seattle

### Eighteenth Week

Rob Gronkowski, Tampa Bay	137 yards vs. Carolina
---------------------------	------------------------

Russell Gage, Atlanta	126 yards vs. New Orleans
Darnell Mooney, Chicago	126 yards vs. Minnesota
Ced Wilson, Dallas	119 yards vs. Philadelphia
Mike Williams, L.A. Chargers (OT)	119 yards vs. Las Vegas
Cooper Kupp, L.A. Rams (OT)	118 yards vs. San Francisco
Danny Amendola, Houston	113 yards vs. Tennessee
Amon-Ra St. Brown, Detroit	109 yards vs. Green Bay
Justin Jefferson, Minnesota	107 yards vs. Chicago
Brandon Aiyuk, San Francisco (OT)	107 yards vs. L.A. Rams
Ihmir Smith-Marsette, Minnesota	103 yards vs. Chicago
Mecole Hardman, Kansas City	103 yards vs. Denver
Kalif Raymond, Detroit	101 yards vs. Green Bay

### Times 100 or More (183)

Kupp 11; Adams 8; J.Jefferson 7; Andrews, Chase, Godwin, Lockett, Samuel 5; K.Allen, Cooks, Higgins, Kelce, McLaurin, Mooney, M.Williams 4; Antonio Brown, A.J. Brown, M.Brown, Gronkowski, Hill, D.Johnson, Kittle, Lamb, Moore, Pitts, Renfrow 3; Cooper, S.Diggs, Evans, Gage, Goedert, Green, D.Jackson, Pittman, Raymond, D.Smith, St. Brown, Sutton, Waller, Wilson 2; 43 players with 1 each.

### 100-YARD RECEIVING PERFORMANCES, 2021 POSTSEASON

#### Wild Card

Mike Evans, Tampa Bay	117 yards vs. Philadelphia
Ja'Marr Chase, Cincinnati	116 yards vs. Las Vegas
Travis Kelce, Kansas City	108 yards vs. Pittsburgh

#### Divisional

Gabriel Davis, Buffalo (OT)	201 yards vs. Kansas City
Cooper Kupp, L.A. Rams	183 yards vs. Tampa Bay
Tyreek Hill, Kansas City (OT)	150 yards vs. Buffalo
A.J. Brown, Tennessee	142 yards vs. Cincinnati
Aaron Jones, Green Bay	129 yards vs. San Francisco
Mike Evans, Tampa Bay	119 yards vs. L.A. Rams
Ja'Marr Chase, Cincinnati	109 yards vs. Tennessee

#### Championship

Cooper Kupp, L.A. Rams	142 yards vs. San Francisco
Odell Beckham Jr., L.A. Rams	113 yards vs. San Francisco
Tee Higgins, Cincinnati (OT)	103 yards vs. Kansas City

#### Super Bowl XVI

Tee Higgins, Cincinnati	100 yards vs. L.A. Rams
-------------------------	-------------------------

### Times 100 or More in Postseason (14)

Chase, Evans, Higgins, Kupp 2; Beckham Jr., A.Brown, Davis, Hill, A.Jones, Kelce 1.

## 2021 INDIVIDUAL STATISTICS—BEST SACK PERFORMANCES

### TOP QUARTERBACK SACK PERFORMANCES, 2021

	No.
1. Chandler Jones Arizona at Tennessee, Sept. 12	5.0
2. Myles Garrett Cleveland vs. Chicago, Sept. 26	4.5
3. T.J. Watt Pittsburgh vs. Cleveland, Jan. 3	4.0
4. Chris Jones Kansas City vs. Dallas, Nov. 21	3.5
Cameron Jordan New Orleans vs. Carolina, Jan. 2	3.5
T.J. Watt Pittsburgh vs. Baltimore, Dec. 5	3.5
Robert Quinn Chicago vs. Baltimore, Nov. 21	3.5
8. Aaron Donald L.A. Rams at Arizona, Dec. 13	3.0
T.J. Watt Pittsburgh vs. Chicago, Nov. 8	3.0
Jeffery Simmons Tennessee at L.A. Rams, Nov. 7	3.0
Carlos Dunlap Seattle at L.A. Rams, Dec. 21	3.0
Markus Golden Arizona at San Francisco, Nov. 7	3.0
Maxx Crosby Las Vegas at Denver, Oct. 17	3.0
Danielle Hunter Minnesota at Arizona, Sept. 19	3.0
D.J. Wonnum Minnesota at Chicago, Dec. 20	3.0
Jaelan Phillips Miami vs. Carolina, Nov. 28	3.0

### MOST THREE-SACK PERFORMANCES, 2021

Player, Team	Three-Plus-Sack Games
T.J. Watt, Pittsburgh	3
Maxx Crosby, Las Vegas	1
Aaron Donald, L.A. Rams	1
Carlos Dunlap, Seattle	1
Myles Garrett, Cleveland	1
Markus Golden, Arizona	1
Danielle Hunter, Minnesota	1
Chandler Jones, Arizona	1
Chris Jones, Kansas City	1
Cameron Jordan, New Orleans	1
Jaelan Phillips, Miami	1
Robert Quinn, Chicago	1
Jeffery Simmons, Tennessee	1
D.J. Wonnum, Minnesota	1

### 3.0 SACK PERFORMANCES, 2021 POSTSEASON

Divisional	
Jeffery Simmons, Tennessee	3.0 vs. Cincinnati

### Times 3.0 or More in Postseason (1)

Jeffery Simmons, Tennessee	1
----------------------------	---

*For week-by-week listings of top performances from 1970 to the present, please visit [www.NFL.com/stats/topperformers](http://www.NFL.com/stats/topperformers).*



## CHICAGO ALL-STAR GAME/PLAYOFF BOWL

### CHICAGO ALL-STAR GAME

*Pro teams won 31, lost 9, and tied 2. The game was discontinued after 1976.*

Date	Winner	Loser	Attendance
August 31, 1934	Chicago Bears 0	All-Stars 0 (tie)	79,432
August 29, 1935	Chicago Bears 5	All-Stars 0	77,450
September 3, 1936	Detroit Lions 7	All-Stars 7 (tie)	76,000
September 1, 1937	All-Stars 6	Green Bay Packers 0	84,560
August 31, 1938	All-Stars 28	Washington Redskins 16	74,250
August 30, 1939	N.Y. Giants 9	All-Stars 0	81,456
August 29, 1940	Green Bay Packers 45	All-Stars 28	84,567
August 28, 1941	Chicago Bears 37	All-Stars 13	98,203
August 28, 1942	Chicago Bears 21	All-Stars 0	101,100
August 25, 1943	All-Stars 27	Washington Redskins 7	48,471
August 30, 1944	Chicago Bears 24	All-Stars 21	48,769
August 30, 1945	Green Bay Packers 19	All-Stars 7	92,753
August 23, 1946	All-Stars 16	Los Angeles Rams 0	97,380
August 22, 1947	All-Stars 16	Chicago Bears 0	105,840
August 20, 1948	Chicago Cardinals 28	All-Stars 0	101,220
August 12, 1949	Philadelphia Eagles 38	All-Stars 0	93,780
August 11, 1950	All-Stars 17	Philadelphia Eagles 7	88,885
August 17, 1951	Cleveland Browns 33	All-Stars 0	92,180
August 15, 1952	Los Angeles Rams 10	All-Stars 7	88,316
August 14, 1953	Detroit Lions 24	All-Stars 10	93,818
August 13, 1954	Detroit Lions 31	All-Stars 6	93,470
August 12, 1955	All-Stars 30	Cleveland Browns 27	75,000
August 10, 1956	Cleveland Browns 26	All-Stars 0	75,000
August 9, 1957	N.Y. Giants 22	All-Stars 12	75,000
August 15, 1958	All-Stars 35	Detroit Lions 19	70,000
August 14, 1959	Baltimore Colts 29	All-Stars 0	70,000
August 12, 1960	Baltimore Colts 32	All-Stars 7	70,000
August 4, 1961	Philadelphia Eagles 28	All-Stars 14	66,000
August 3, 1962	Green Bay Packers 42	All-Stars 20	65,000
August 2, 1963	All-Stars 20	Green Bay Packers 17	65,000
August 7, 1964	Chicago Bears 28	All-Stars 17	65,000
August 6, 1965	Cleveland Browns 24	All-Stars 16	68,000
August 5, 1966	Green Bay Packers 38	All-Stars 0	72,000
August 4, 1967	Green Bay Packers 27	All-Stars 0	70,934
August 2, 1968	Green Bay Packers 34	All-Stars 17	69,917
August 1, 1969	N.Y. Jets 26	All-Stars 24	74,208
July 31, 1970	Kansas City Chiefs 24	All-Stars 3	69,940
July 30, 1971	Baltimore Colts 24	All-Stars 17	52,289
July 28, 1972	Dallas Cowboys 20	All-Stars 7	54,162
July 27, 1973	Miami Dolphins 14	All-Stars 3	54,103
1974	No game was played		
August 1, 1975	Pittsburgh Steelers 21	All-Stars 14	54,103
July 23, 1976*	Pittsburgh Steelers 24	All-Stars 0	52,895

\*Game shortened because of thunderstorms.

### NFL PLAYOFF BOWL

*Consolation game that matched conference runners-up.*

*Western Conference won 8, Eastern Conference won 2.*

*All games played at Miami's Orange Bowl.*

January 7, 1961	Detroit Lions 17, Cleveland Browns 16
January 6, 1962	Detroit Lions 38, Philadelphia Eagles 10
January 6, 1963	Detroit Lions 17, Pittsburgh Steelers 10
January 5, 1964	Green Bay Packers 40, Cleveland Browns 23
January 3, 1965	St. Louis Cardinals 24, Green Bay Packers 17
January 9, 1966	Baltimore Colts 35, Dallas Cowboys 3
January 8, 1967	Baltimore Colts 20, Philadelphia Eagles 14
January 7, 1968	Los Angeles Rams 30, Cleveland Browns 6
January 5, 1969	Dallas Cowboys 17, Minnesota Vikings 13
January 3, 1970	Los Angeles Rams 31, Dallas Cowboys 0

## MONDAY NIGHT FOOTBALL

### MONDAY NIGHT FOOTBALL, 1970-2021

(Home Team in capitals, games listed in chronological order.)

#### 2021

LAS VEGAS 33, Bal. Ravens 27 (OT)  
GREEN BAY 35, Detroit 17  
DALLAS 41, Philadelphia 21  
L.A. CHARGERS 28, Las Vegas 14  
BAL. RAVENS 31, Indianapolis 25  
TENNESSEE 34, Buffalo 31  
New Orleans 13, SEATTLE 10  
KANSAS CITY 20, N.Y. Giants 17  
PITTSBURGH 29, Chicago 27  
SAN FRANCISCO 31, L.A. Rams 10  
TAMPA BAY 30, N.Y. Giants 10  
WASHINGTON 17, Seattle 15  
New England 14, Buffalo 10  
L.A. Rams 30, ARIZONA 23  
Minnesota 17, CHICAGO 9  
Miami 20, NEW ORLEANS 3  
PITTSBURGH 26, Cleveland 14

#### 2020

Pittsburgh 26, N.Y. GIANTS 16  
Tennessee 16, DENVER 14  
LAS VEGAS 34, New Orleans 24  
Kansas City 34, BAL. RAVENS 20  
GREEN BAY 30, Atlanta 16  
NEW ORLEANS 30, L.A. Chargers 27 (OT)  
Arizona 38, DALLAS 10  
L.A. RAMS 24, Chicago 10  
Tampa Bay 25, N.Y. GIANTS 23  
New England 30, N.Y. JETS 27  
Minnesota 19, CHICAGO 13  
L.A. Rams 27, TAMPA BAY 24  
Seattle 23, PHILADELPHIA 17  
Buffalo 34, SAN FRANCISCO 24  
Bal. Ravens 47, CLEVELAND 42  
CINCINNATI 27, Pittsburgh 17  
Buffalo 38, NEW ENGLAND 9

#### 2019

NEW ORLEANS 30, Hou. Texans 28  
OAKLAND 24, Denver 16  
Cleveland 23, N.Y. JETS 3  
Chicago 31, WASHINGTON 15  
PITTSBURGH 27, Cincinnati 3  
SAN FRANCISCO 31, Cleveland 3  
GREEN BAY 23, Detroit 22  
New England 33, N.Y. JETS 0  
PITTSBURGH 27, Miami 14  
Dallas 37, N.Y. GIANTS 18  
Seattle 27, SAN FRANCISCO 24 (OT)  
Kansas City 24, L.A. CHARGERS 17  
(Mexico City)  
Bal. Ravens 45, L.A. RAMS 6  
SEATTLE 37, Minnesota 30  
PHILADELPHIA 23, N.Y. Giants 17 (OT)  
NEW ORLEANS 34, Indianapolis 7  
Green Bay 23, MINNESOTA 10

#### 2018

N.Y. Jets 48, DETROIT 17  
L.A. Rams 33, OAK. RAIDERS 13  
CHICAGO 24, Seattle 17  
Pittsburgh 30, TAMPA BAY 27  
Kansas City 27, DENVER 23  
NEW ORLEANS 43, Washington 19  
GREEN BAY 33, San Francisco 30  
ATLANTA 23, N.Y. Giants 20  
New England 25, BUFFALO 6  
Tennessee 28, DALLAS 14  
N.Y. Giants 27, SAN FRANCISCO 23  
L.A. RAMS 54, Kansas City 51  
HOU. TEXANS 34, Tennessee 17  
PHILADELPHIA 28, Washington 13  
SEATTLE 21, Minnesota 7  
New Orleans 12, CAROLINA 9  
OAKLAND 27, Denver 14

#### 2017

MINNESOTA 29, New Orleans 19  
DENVER 24, L.A. Chargers 21  
Detroit 24, N.Y. GIANTS 10  
Dallas 28, ARIZONA 17  
KANSAS CITY 29, Washington 20  
Minnesota 20, CHICAGO 17  
TENNESSEE 36, Indianapolis 22  
PHILADELPHIA 34, Washington 24  
KANSAS CITY 29, Denver 19  
Detroit 30, GREEN BAY 17  
CAROLINA 45, Miami 21  
Atlanta 34, SEATTLE 31  
BAL. RAVENS 23, Hou. Texans 16  
Pittsburgh 23, CINCINNATI 20  
MIAMI 27, New England 20  
Atlanta 24, TAMPA BAY 21  
Pittsburgh 34, HOU. TEXANS 6  
PHILADELPHIA 19, Oakland 10

#### 2016

Pittsburgh 38, WASHINGTON 16  
SAN FRANCISCO 28, L.A. Rams 0  
Philadelphia 29, CHICAGO 14  
Atlanta 45, NEW ORLEANS 32  
MINNESOTA 24, N.Y. Giants 10  
Tampa Bay 17, CAROLINA 14  
ARIZONA 28, N.Y. Jets 3  
DENVER 27, Hou. Texans 9  
CHICAGO 20, Minnesota 10  
SEATTLE 31, Buffalo 25  
N.Y. GIANTS 21, Cincinnati 20  
OAKLAND 27, Hou. Texans 20  
(Mexico City)  
Green Bay 27, PHILADELPHIA 13  
Indianapolis 41, N.Y. JETS 10  
NEW ENGLAND 30, Bal. Ravens 23  
Carolina 26, WASHINGTON 15  
DALLAS 42, Detroit 21

#### 2015

ATLANTA 26, Philadelphia 24  
SAN FRANCISCO 20, Minnesota 3  
N.Y. Jets 20, INDIANAPOLIS 7  
GREEN BAY 38, Kansas City 28  
SEATTLE 13, Detroit 10  
Pittsburgh 24, S.D. CHARGERS 20  
PHILADELPHIA 27, N.Y. Giants 7  
ARIZONA 26, Bal. Ravens 18  
CAROLINA 29, Indianapolis 26 (OT)  
Chicago 22, S.D. CHARGERS 19  
Hou. Texans 10, CINCINNATI 6  
NEW ENGLAND 20, Buffalo 13  
Bal. Ravens 33, CLEVELAND 27  
Dallas 19, WASHINGTON 16  
N.Y. Giants 31, MIAMI 24  
Detroit 35, NEW ORLEANS 27  
DENVER 20, Cincinnati 17 (OT)

#### 2014

DETROIT 35, N.Y. Giants 14  
ARIZONA 18, S.D. Chargers 17  
Philadelphia 30, INDIANAPOLIS 27  
Chicago 27, N.Y. JETS 19  
KANSAS CITY 41, New England 14  
Seattle 27, WASHINGTON 17  
San Francisco 31, ST.L. RAMS 17  
PITTSBURGH 30, Hou. Texans 23  
Washington 20, DALLAS 17 (OT)  
Indianapolis 40, N.Y. GIANTS 24  
PHILADELPHIA 45, Carolina 21  
Pittsburgh 27, TENNESSEE 24  
Bal. Ravens 34, NEW ORLEANS 27  
Miami 16, N.Y. JETS 13  
GREEN BAY 43, Atlanta 37  
New Orleans 31, CHICAGO 15  
CINCINNATI 37, Denver 28

#### 2013

Philadelphia 33, WASHINGTON 27  
Hou. Texans 31, S.D. CHARGERS 28  
CINCINNATI 20, Pittsburgh 10  
DENVER 37, Oakland 21  
NEW ORLEANS 38, Miami 17  
N.Y. Jets 30, ATLANTA 28  
S.D. CHARGERS 19, Indianapolis 9  
N.Y. GIANTS 23, Minnesota 7  
Seattle 14, ST.L. RAMS 9  
Chicago 27, GREEN BAY 20  
TAMPA BAY 22, Miami 19  
CAROLINA 24, New England 20  
San Francisco 27, WASHINGTON 6  
SEATTLE 34, New Orleans 7  
CHICAGO 45, Dallas 28  
Bal. Ravens 18, DETROIT 16  
SAN FRANCISCO 34, Atlanta 24

# MONDAY NIGHT FOOTBALL

## 2012

BAL. RAVENS 44, Cincinnati 13  
 S.D. Chargers 22, OAKLAND 14  
 ATLANTA 27, Denver 21  
 SEATTLE 14, Green Bay 12  
 Chicago 34, DALLAS 18  
 Hou. Texans 23, N.Y. JETS 17  
 DENVER 35, S.D. Chargers 24  
 CHICAGO 13, Detroit 7  
 San Francisco 24, ARIZONA 3  
 NEW ORLEANS 28, Philadelphia 13  
 PITTSBURGH 16, Kansas City 13 (OT)  
 SAN FRANCISCO 32, Chicago 7  
 Carolina 30, PHILADELPHIA 22  
 WASHINGTON 17, N.Y. Giants 16  
 NEW ENGLAND 42, Hou. Texans 14  
 TENNESSEE 14, N.Y. Jets 10

## 2011

New England 38, MIAMI 24  
 Oakland 23, DENVER 20  
 N.Y. GIANTS 28, St.L. Rams 16  
 DALLAS 18, Washington 16  
 TAMPA BAY 24, Indianapolis 17  
 DETROIT 24, Chicago 13  
 N.Y. JETS 24, Miami 6  
 JACKSONVILLE 12, Bal. Ravens 7  
 KANSAS CITY 23, S.D. Chargers 20 (OT)  
 Chicago 30, PHILADELPHIA 24  
 GREEN BAY 45, Minnesota 7  
 NEW ENGLAND 34, Kansas City 3  
 NEW ORLEANS 49, N.Y. Giants 24  
 S.D. Chargers 38, JACKSONVILLE 14  
 SEATTLE 30, St.L. Rams 13  
 SAN FRANCISCO 20, Pittsburgh 3  
 NEW ORLEANS 45, Atlanta 16

## 2010

Bal. Ravens 10, N.Y. JETS 9  
 KANSAS CITY 21, S.D. Chargers 14  
 New Orleans 25, SAN FRANCISCO 22  
 CHICAGO 20, Green Bay 17  
 New England 41, MIAMI 14  
 N.Y. JETS 29, Minnesota 20  
 Tennessee 30, JACKSONVILLE 3  
 N.Y. Giants 41, DALLAS 35  
 INDIANAPOLIS 30, Hou. Texans 17  
 Pittsburgh 27, CINCINNATI 21  
 Philadelphia 59, WASHINGTON 28  
 S.D. Chargers 35, Denver 14  
 San Francisco 27, ARIZONA 6  
 NEW ENGLAND 45, N.Y. Jets 3  
 N.Y. Giants 21, MINNESOTA 3  
 Bal. Ravens 34, HOU. TEXANS 28 (OT)  
 Chicago 40, MINNESOTA 14  
 New Orleans 17, ATLANTA 14

## 2009

NEW ENGLAND 25, Buffalo 24  
 S.D. Chargers 24, OAKLAND 20  
 Indianapolis 27, MIAMI 23  
 DALLAS 21, Carolina 7  
 MINNESOTA 30, Green Bay 23  
 MIAMI 31, N.Y. Jets 27  
 Denver 34, S.D. CHARGERS 23  
 Philadelphia 27, WASHINGTON 17  
 NEW ORLEANS 35, Atlanta 27  
 Pittsburgh 28, DENVER 10  
 Bal. Ravens 16, CLEVELAND 0  
 Tennessee 20, HOU. TEXANS 17  
 NEW ORLEANS 38, New England 17  
 GREEN BAY 27, Bal. Ravens 14  
 SAN FRANCISCO 24, Arizona 9  
 N.Y. Giants 45, WASHINGTON 12  
 CHICAGO 36, Minnesota 30 (OT)

## 2008

GREEN BAY 24, Minnesota 19  
 Denver 41, OAKLAND 14  
 DALLAS 41, Philadelphia 37  
 S.D. CHARGERS 48, N.Y. Jets 29  
 PITTSBURGH 23, Bal. Ravens 20  
 Minnesota 30, NEW ORLEANS 27  
 CLEVELAND 35, N.Y. Giants 14  
 NEW ENGLAND 41, Denver 7  
 TENNESSEE 31, Indianapolis 21  
 Pittsburgh 23, WASHINGTON 6  
 ARIZONA 29, San Francisco 24  
 Cleveland 29, BUFFALO 27  
 NEW ORLEANS 51, Green Bay 29  
 HOU. TEXANS 30, Jacksonville 17  
 CAROLINA 28, Tampa Bay 23  
 PHILADELPHIA 30, Cleveland 10  
 CHICAGO 20, Green Bay 17

## 2007

CINCINNATI 27, Bal. Ravens 20  
 SAN FRANCISCO 20, Arizona 17  
 Washington 20, PHILADELPHIA 12  
 Tennessee 31, NEW ORLEANS 14  
 New England 34, CINCINNATI 13  
 Dallas 25, BUFFALO 24  
 N.Y. Giants 31, ATLANTA 10  
 Indianapolis 29, JACKSONVILLE 7  
 Green Bay 19, DENVER 13 (OT)  
 PITTSBURGH 38, Bal. Ravens 7  
 SEATTLE 24, San Francisco 0  
 DENVER 34, Tennessee 20  
 PITTSBURGH 3, Miami 0  
 New England 27, BAL. RAVENS 24  
 New Orleans 34, ATLANTA 14  
 MINNESOTA 13, Chicago 13  
 S.D. CHARGERS 23, Denver 3

## 2006

Minnesota 19, WASHINGTON 16  
 S.D. Chargers 27, OAKLAND 0  
 JACKSONVILLE 9, Pittsburgh 0  
 NEW ORLEANS 23, Atlanta 3  
 PHILADELPHIA 31, Green Bay 9  
 DENVER 13, Bal. Ravens 3  
 Chicago 24, ARIZONA 23  
 N.Y. Giants 36, DALLAS 22  
 New England 31, MINNESOTA 7  
 SEATTLE 16, Oakland 0  
 CAROLINA 24, Tampa Bay 10  
 JACKSONVILLE 26, N.Y. Giants 10  
 SEATTLE 34, Green Bay 24  
 PHILADELPHIA 27, Carolina 24  
 Chicago 42, ST.L. RAMS 27  
 INDIANAPOLIS 34, Cincinnati 16  
 N.Y. Jets 13, MIAMI 10

## 2005

ATLANTA 14, Philadelphia 10  
 N.Y. Giants 27, NEW ORLEANS 10  
 Washington 14, DALLAS 13  
 DENVER 30, Kansas City 10  
 CAROLINA 32, Green Bay 29  
 Pittsburgh 24, S.D. CHARGERS 22  
 INDIANAPOLIS 45, St.L. Rams 28  
 ATLANTA 27, N.Y. Jets 14  
 PITTSBURGH 20, Bal. Ravens 19  
 Indianapolis 40, NEW ENGLAND 21  
 Dallas 21, PHILADELPHIA 20  
 Minnesota 20, GREEN BAY 17  
 INDIANAPOLIS 26, Pittsburgh 7  
 Seattle 42, PHILADELPHIA 0  
 ATLANTA 36, New Orleans 17  
 BAL. RAVENS 48, Green Bay 3  
 New England 31, N.Y. JETS 21

## 2004

Green Bay 24, CAROLINA 14  
 PHILADELPHIA 27, Minnesota 16  
 Dallas 21, WASHINGTON 18  
 Kansas City 27, BAL. RAVENS 24  
 Tennessee 48, GREEN BAY 27  
 ST.L. RAMS 28, Tampa Bay 21  
 CINCINNATI 23, Denver 10  
 N.Y. JETS 41, Miami 14  
 INDIANAPOLIS 31, Minnesota 28  
 Philadelphia 49, DALLAS 21  
 New England 27, KANSAS CITY 19  
 GREEN BAY 45, St.L. Rams 17  
 Dallas 43, SEATTLE 39  
 Kansas City 49, TENNESSEE 38  
 MIAMI 29, New England 28  
 ST.L. RAMS 20, Philadelphia 7

## MONDAY NIGHT FOOTBALL

### 2003

Tampa Bay 17, Philadelphia 0  
Dallas 35, N.Y. GIANTS 32 (OT)  
DENVER 31, Oakland 10  
Green Bay 38, CHICAGO 23  
Indianapolis 38, TAMPA BAY 35 (OT)  
ST.L. RAMS 36, Atlanta 0  
Kansas City 17, OAKLAND 10  
Miami 26, S.D. CHARGERS 10  
New England 30, DENVER 26  
Philadelphia 17, GREEN BAY 14  
SAN FRANCISCO 30, Pittsburgh 14  
TAMPA BAY 19, N.Y. Giants 13  
N.Y. JETS 24, Tennessee 17  
St.L. Rams 26, CLEVELAND 20  
Philadelphia 34, MIAMI 27  
Green Bay 41, OAKLAND 7

### 2002

NEW ENGLAND 30, Pittsburgh 14  
Philadelphia 37, WASHINGTON 7  
TAMPA BAY 26, St.L. Rams 14  
BAL. RAVENS 34, Denver 23  
Green Bay 34, CHICAGO 21  
San Francisco 28, SEATTLE 21  
PITTSBURGH 28, Indianapolis 10  
PHILADELPHIA 17, N.Y. Giants 3  
GREEN BAY 24, Miami 10  
Oakland 34, DENVER 10  
ST.L. RAMS 21, Chicago 16  
Philadelphia 38, SAN FRANCISCO 17  
OAKLAND 26, N.Y. Jets 20  
MIAMI 27, Chicago 9  
TENNESSEE 24, New England 7  
Pittsburgh 17, TAMPA BAY 7  
ST.L. RAMS 31, San Francisco 20

### 2001

DENVER 31, N.Y. Giants 20  
GREEN BAY 37, Washington 0  
San Francisco 19, N.Y. JETS 17  
St.L. Rams 35, DETROIT 0  
DALLAS 9, Washington 7  
Philadelphia 10, N.Y. GIANTS 9  
PITTSBURGH 34, Tennessee 7  
OAKLAND 38, Denver 28  
Bal. Ravens 16, TENNESSEE 10  
MINNESOTA 28, N.Y. Giants 16  
Tampa Bay 24, ST.L. RAMS 17  
Green Bay 28, JACKSONVILLE 21  
MIAMI 41, Indianapolis 6  
St.L. Rams 34, NEW ORLEANS 21  
BAL. RAVENS 19, Minnesota 3

### 2000

ST.L. RAMS 41, Denver 36  
N.Y. JETS 20, New England 19  
Dallas 27, WASHINGTON 21  
INDIANAPOLIS 43, Jacksonville 14  
KANSAS CITY 24, Seattle 17  
MINNESOTA 30, Tampa Bay 23  
TENNESSEE 27, Jacksonville 13  
N.Y. JETS 40, Miami 37 (OT)  
Tennessee 27, WASHINGTON 21  
GREEN BAY 26, Minnesota 20 (OT)  
DENVER 27, Oakland 24  
Washington 33, ST.L. RAMS 20  
CAROLINA 31, Green Bay 14  
NEW ENGLAND 30, Kansas City 24  
INDIANAPOLIS 44, Buffalo 20  
TAMPA BAY 38, St.L. Rams 35  
TENNESSEE 31, Dallas 0

### 1999

Miami 38, DENVER 21  
DALLAS 24, Atlanta 7  
San Francisco 24, ARIZONA 10  
Buffalo 23, MIAMI 18  
Jacksonville 16, N.Y. JETS 6  
N.Y. GIANTS 13, Dallas 10  
PITTSBURGH 13, Atlanta 9  
Seattle 27, GREEN BAY 7  
MINNESOTA 27, Dallas 17  
N.Y. Jets 24, NEW ENGLAND 17  
DENVER 27, Oakland 21 (OT)  
Green Bay 20, SAN FRANCISCO 3  
TAMPA BAY 24, Minnesota 17  
JACKSONVILLE 27, Denver 24  
MINNESOTA 24, Green Bay 20  
N.Y. Jets 38, MIAMI 31  
ATLANTA 34, San Francisco 29

### 1998

DENVER 27, New England 21  
San Francisco 45, WASHINGTON 10  
Dallas 31, N.Y. GIANTS 7  
DETROIT 27, Tampa Bay 6  
Minnesota 37, GREEN BAY 24  
JACKSONVILLE 28, Miami 21  
N.Y. Jets 24, NEW ENGLAND 14  
Pittsburgh 20, KANSAS CITY 13  
Dallas 34, PHILADELPHIA 0  
PITTSBURGH 27, Green Bay 20  
Denver 30, KANSAS CITY 7  
NEW ENGLAND 26, Miami 23  
SAN FRANCISCO 31, N.Y. Giants 7  
TAMPA BAY 24, Green Bay 22  
SAN FRANCISCO 35, Detroit 13  
MIAMI 31, Denver 21  
JACKSONVILLE 21, Pittsburgh 3

### 1997

GREEN BAY 38, Chicago 24  
Kansas City 28, OAKLAND 27  
DALLAS 21, Philadelphia 20  
JACKSONVILLE 30, Pittsburgh 21  
San Francisco 34, CAROLINA 21  
DENVER 34, New England 13  
WASHINGTON 21, Dallas 16  
Buffalo 9, INDIANAPOLIS 6  
Green Bay 28, NEW ENGLAND 10  
Chicago 36, MIAMI 33 (OT)  
KANSAS CITY 13, Pittsburgh 10  
San Francisco 24, PHILADELPHIA 12  
MIAMI 30, Buffalo 13  
DENVER 31, Oakland 3  
Green Bay 27, MINNESOTA 11  
Carolina 23, DALLAS 13  
SAN FRANCISCO 34, Denver 17  
New England 14, MIAMI 12

### 1996

Chicago 22, Dallas 6  
GREEN BAY 39, Philadelphia 13  
PITTSBURGH 24, Buffalo 6  
INDIANAPOLIS 10, Miami 6  
Dallas 23, PHILADELPHIA 19  
Pittsburgh 17, KANSAS CITY 7  
GREEN BAY 23, San Francisco 20 (OT)  
Oakland 23, S.D. CHARGERS 14  
Chicago 15, MINNESOTA 13  
Denver 22, OAKLAND 21  
S.D. CHARGERS 27, Detroit 21  
DALLAS 21, Green Bay 6  
Pittsburgh 24, MIAMI 17  
San Francisco 34, ATLANTA 10  
OAKLAND 26, Kansas City 7  
MIAMI 16, Buffalo 14  
SAN FRANCISCO 24, Detroit 14

### 1995

Dallas 35, N.Y. GIANTS 0  
Green Bay 27, CHICAGO 24  
MIAMI 23, Pittsburgh 10  
DETROIT 27, San Francisco 24  
Buffalo 22, CLEVELAND 19  
KANSAS CITY 29, S.D. Chargers 23 (OT)  
DENVER 27, Oakland 0  
NEW ENGLAND 27, Buffalo 14  
Chicago 14, MINNESOTA 6  
DALLAS 34, Philadelphia 12  
PITTSBURGH 20, Cleveland 3  
San Francisco 44, Miami 20  
S.D. CHARGERS 12, Oakland 6  
DETROIT 27, Chicago 7  
MIAMI 13, Kansas City 6  
SAN FRANCISCO 37, Minnesota 30  
Dallas 37, ARIZONA 13

## MONDAY NIGHT FOOTBALL

### 1994

SAN FRANCISCO 44, L.A. Raiders 14  
PHILADELPHIA 30, Chicago 22  
Detroit 20, DALLAS 17 (OT)  
BUFFALO 27, Denver 20  
PITTSBURGH 30, Hou. Oilers 14  
Minnesota 27, N.Y. GIANTS 10  
Kansas City 31, DENVER 28  
PHILADELPHIA 21, Hou. Oilers 6  
Green Bay 33, CHICAGO 6  
DALLAS 38, N.Y. Giants 10  
PITTSBURGH 23, Buffalo 10  
N.Y. Giants 13, HOU. OILERS 10  
San Francisco 35, NEW ORLEANS 14  
L.A. Raiders 24, S.D. CHARGERS 17  
MIAMI 45, Kansas City 28  
Dallas 24, NEW ORLEANS 16  
MINNESOTA 21, San Francisco 14

### 1993

WASHINGTON 35, Dallas 16  
CLEVELAND 23, San Francisco 13  
KANSAS CITY 15, Denver 7  
Pittsburgh 45, ATLANTA 17  
MIAMI 17, Washington 10  
BUFFALO 35, Hou. Oilers 7  
L.A. Raiders 23, DENVER 20  
Minnesota 19, CHICAGO 12  
BUFFALO 24, Washington 10  
KANSAS CITY 23, Green Bay 16  
PITTSBURGH 23, Buffalo 0  
SAN FRANCISCO 42, New Orleans 7  
S.D. Chargers 31, INDIANAPOLIS 0  
DALLAS 23, Philadelphia 17  
Pittsburgh 21, MIAMI 20  
N.Y. Giants 24, NEW ORLEANS 14  
S.D. CHARGERS 45, Miami 20  
Philadelphia 37, SAN FRANCISCO 34 (OT)

### 1992

DALLAS 23, Washington 10  
Miami 27, CLEVELAND 23  
N.Y. Giants 27, CHICAGO 14  
KANSAS CITY 27, L.A. Raiders 7  
PHILADELPHIA 31, Dallas 7  
WASHINGTON 34, Denver 3  
PITTSBURGH 20, Cincinnati 0  
Buffalo 24, N.Y. JETS 20  
Minnesota 38, CHICAGO 10  
San Francisco 41, ATLANTA 3  
Buffalo 26, MIAMI 20  
NEW ORLEANS 20, Washington 3  
SEATTLE 16, Denver 13 (OT)  
HOU. OILERS 24, Chicago 7  
MIAMI 20, L.A. Raiders 7  
Dallas 41, ATLANTA 17  
SAN FRANCISCO 24, Detroit 6

### 1991

N.Y. GIANTS 16, San Francisco 14  
Washington 33, DALLAS 31  
HOU. OILERS 17, Kansas City 7  
CHICAGO 19, N.Y. Jets 13 (OT)  
WASHINGTON 23, Philadelphia 0  
KANSAS CITY 33, Buffalo 6  
N.Y. Giants 23, PITTSBURGH 20  
BUFFALO 35, Cincinnati 16  
KANSAS CITY 24, L.A. Raiders 21  
PHILADELPHIA 30, N.Y. Giants 7  
Chicago 34, MINNESOTA 17  
Buffalo 41, MIAMI 27  
San Francisco 33, L.A. RAMS 10  
Philadelphia 13, HOU. OILERS 6  
MIAMI 37, Cincinnati 13  
NEW ORLEANS 27, L.A. Raiders 0  
SAN FRANCISCO 52, Chicago 14

### 1990

San Francisco 13, NEW ORLEANS 12  
DENVER 24, Kansas City 23  
Buffalo 30, N.Y. JETS 7  
SEATTLE 31, Cincinnati 16  
Cleveland 30, DENVER 29  
PHILADELPHIA 32, Minnesota 24  
Cincinnati 34, CLEVELAND 13  
PITTSBURGH 41, L.A. Rams 10  
N.Y. Giants 24, INDIANAPOLIS 7  
PHILADELPHIA 28, Washington 14  
L.A. Raiders 13, MIAMI 10  
HOU. OILERS 27, Buffalo 24  
SAN FRANCISCO 7, N.Y. Giants 3  
L.A. Raiders 38, DETROIT 31  
San Francisco 26, L.A. RAMS 10  
NEW ORLEANS 20, L.A. Rams 17

### 1989

N.Y. Giants 27, WASHINGTON 24  
Denver 28, BUFFALO 14  
CINCINNATI 21, Cleveland 14  
CHICAGO 27, Philadelphia 13  
L.A. Raiders 14, N.Y. JETS 7  
BUFFALO 23, L.A. Rams 20  
CLEVELAND 27, Chicago 7  
N.Y. GIANTS 24, Minnesota 14  
SAN FRANCISCO 31, New Orleans 13  
HOU. OILERS 26, Cincinnati 24  
Denver 14, WASHINGTON 10  
SAN FRANCISCO 34, N.Y. Giants 24  
SEATTLE 17, Buffalo 16  
San Francisco 30, L.A. RAMS 27  
NEW ORLEANS 30, Philadelphia 20  
MINNESOTA 29, Cincinnati 21

### 1988

N.Y. GIANTS 27, Washington 20  
Dallas 17, PHOENIX 14  
CLEVELAND 23, Indianapolis 17  
L.A. Raiders 30, DENVER 27 (OT)  
NEW ORLEANS 20, Dallas 17  
PHILADELPHIA 24, N.Y. Giants 13  
Buffalo 37, N.Y. JETS 14  
CHICAGO 10, San Francisco 9  
INDIANAPOLIS 55, Denver 23  
HOU. OILERS 24, Cleveland 17  
Buffalo 31, MIAMI 6  
SAN FRANCISCO 37, Washington 21  
SEATTLE 35, L.A. Raiders 27  
L.A. RAMS 23, Chicago 3  
MIAMI 38, Cleveland 31  
MINNESOTA 28, Chicago 27

### 1987

CHICAGO 34, N.Y. Giants 19  
N.Y. JETS 43, New England 24  
San Francisco 41, N.Y. GIANTS 21  
DENVER 30, L.A. Raiders 14  
Washington 13, DALLAS 7  
CLEVELAND 30, L.A. Rams 17  
MINNESOTA 34, Denver 27  
DALLAS 33, N.Y. Giants 24  
N.Y. JETS 30, Seattle 14  
DENVER 31, Chicago 29  
L.A. Rams 30, WASHINGTON 26  
L.A. Raiders 37, SEATTLE 14  
MIAMI 37, N.Y. Jets 28  
SAN FRANCISCO 41, Chicago 0  
Dallas 29, L.A. RAMS 21  
New England 24, MIAMI 10

### 1986

DALLAS 31, N.Y. Giants 28  
Denver 21, PITTSBURGH 10  
Chicago 25, GREEN BAY 12  
Dallas 31, ST.L. CARDINALS 7  
SEATTLE 33, S.D. Chargers 7  
CINCINNATI 24, Pittsburgh 22  
N.Y. JETS 22, Denver 10  
N.Y. GIANTS 27, Washington 20  
L.A. Rams 20, CHICAGO 17  
CLEVELAND 26, Miami 16  
WASHINGTON 14, San Francisco 6  
MIAMI 45, N.Y. Jets 3  
N.Y. Giants 21, SAN FRANCISCO 17  
SEATTLE 37, L.A. Raiders 0  
Chicago 16, DETROIT 13  
New England 34, MIAMI 27

## MONDAY NIGHT FOOTBALL

### 1985

DALLAS 44, Washington 14  
CLEVELAND 17, Pittsburgh 7  
L.A. Rams 35, SEATTLE 24  
Cincinnati 37, PITTSBURGH 24  
WASHINGTON 27, St.L. Cardinals 10  
N.Y. JETS 23, Miami 7  
CHICAGO 23, Green Bay 7  
L.A. RAIDERS 34, S.D. Chargers 21  
ST.L. RAMS 21, Dallas 10  
DENVER 17, San Francisco 16  
WASHINGTON 23, N.Y. Giants 21  
SAN FRANCISCO 19, Seattle 6  
MIAMI 38, Chicago 24  
L.A. Rams 27, SAN FRANCISCO 20  
MIAMI 30, New England 27  
L.A. Raiders 16, L.A. RAMS 6

### 1984

Dallas 20, L.A. RAMS 13  
SAN FRANCISCO 37, Washington 31  
Miami 21, BUFFALO 17  
L.A. RAIDERS 33, S.D. Chargers 30  
PITTSBURGH 38, Cincinnati 17  
San Francisco 31, N.Y. GIANTS 10  
DENVER 17, Green Bay 14  
L.A. Rams 24, ATLANTA 10  
Seattle 24, S.D. CHARGERS 0  
WASHINGTON 27, Atlanta 14  
SEATTLE 17, L.A. Raiders 14  
NEW ORLEANS 27, Pittsburgh 24  
MIAMI 28, N.Y. Jets 17  
S.D. CHARGERS 20, Chicago 7  
L.A. Raiders 24, DETROIT 3  
MIAMI 28, Dallas 21

### 1983

Dallas 31, WASHINGTON 30  
S.D. Chargers 17, KANSAS CITY 14  
L.A. RAIDERS 27, Miami 14  
N.Y. GIANTS 27, Green Bay 3  
N.Y. Jets 34, BUFFALO 10  
Pittsburgh 24, CINCINNATI 14  
GREEN BAY 48, Washington 47  
ST.L. CARDINALS 20, N.Y. Giants 20 (OT)  
Washington 27, S.D. CHARGERS 24  
DETROIT 15, N.Y. Giants 9  
L.A. Rams 36, ATLANTA 13  
N.Y. Jets 31, NEW ORLEANS 28  
MIAMI 38, Cincinnati 14  
DETROIT 13, Minnesota 2  
Green Bay 12, TAMPA BAY 9 (OT)  
SAN FRANCISCO 42, Dallas 17

### 1982

Pittsburgh 36, DALLAS 28  
Green Bay 27, N.Y. GIANTS 19  
L.A. RAIDERS 28, S.D. Chargers 24  
TAMPA BAY 23, Miami 17  
N.Y. Jets 28, DETROIT 13  
Dallas 37, HOU. OILERS 7  
S.D. CHARGERS 50, Cincinnati 34  
MIAMI 27, Buffalo 10  
MINNESOTA 31, Dallas 27

### 1981

S.D. Chargers 44, CLEVELAND 14  
Oakland 36, MINNESOTA 10  
Dallas 35, NEW ENGLAND 21  
L.A. Rams 24, CHICAGO 7  
PHILADELPHIA 16, Atlanta 13  
BUFFALO 31, Miami 21  
DETROIT 48, Chicago 17  
PITTSBURGH 26, Hou. Oilers 13  
DENVER 19, Minnesota 17  
DALLAS 27, Buffalo 14  
SEATTLE 44, S.D. Chargers 23  
ATLANTA 31, Minnesota 30  
MIAMI 13, Philadelphia 10  
OAKLAND 30, Pittsburgh 27  
L.A. RAMS 21, Atlanta 16  
S.D. CHARGERS 23, Oakland 10

### 1980

Dallas 17, WASHINGTON 3  
Hou. Oilers 16, CLEVELAND 7  
PHILADELPHIA 35, N.Y. Giants 3  
NEW ENGLAND 23, Denver 14  
CHICAGO 23, Tampa Bay 0  
DENVER 20, Washington 17  
Oakland 45, PITTSBURGH 34  
N.Y. JETS 17, Miami 14  
CLEVELAND 27, Chicago 21  
HOU. OILERS 38, New England 34  
Oakland 19, SEATTLE 17  
L.A. Rams 27, NEW ORLEANS 7  
OAKLAND 9, Denver 3  
MIAMI 16, New England 13 (OT)  
L.A. RAMS 38, Dallas 14  
S.D. CHARGERS 26, Pittsburgh 17

### 1979

Pittsburgh 16, NEW ENGLAND 13 (OT)  
Atlanta 14, PHILADELPHIA 10  
WASHINGTON 27, N.Y. Giants 0  
CLEVELAND 26, Dallas 7  
GREEN BAY 27, New England 14  
OAKLAND 13, Miami 3  
N.Y. JETS 14, Minnesota 7  
PITTSBURGH 42, Denver 7  
Seattle 31, ATLANTA 28  
Hou. Oilers 9, MIAMI 6  
Philadelphia 31, DALLAS 21  
L.A. RAMS 20, Atlanta 14  
SEATTLE 30, N.Y. Jets 7  
Oakland 42, NEW ORLEANS 35  
HOU. OILERS 20, Pittsburgh 17  
S.D. CHARGERS 17, Denver 7

### 1978

DALLAS 38, Bal. Colts 0  
MINNESOTA 12, Denver 9 (OT)  
Bal. Colts 34, NEW ENGLAND 27  
Minnesota 24, CHICAGO 20  
WASHINGTON 9, Dallas 5  
MIAMI 21, Cincinnati 0  
DENVER 16, Chicago 7  
Hou. Oilers 24, PITTSBURGH 17  
ATLANTA 15, L.A. Rams 7  
BAL. COLTS 21, Washington 17  
Oakland 34, CINCINNATI 21  
HOU. OILERS 35, Miami 30  
Pittsburgh 24, SAN FRANCISCO 7  
S.D. CHARGERS 40, Chicago 7  
Cincinnati 20, L.A. RAMS 19  
MIAMI 23, New England 3

### 1977

PITTSBURGH 27, San Francisco 0  
CLEVELAND 30, New England 27 (OT)  
Oakland 37, KANSAS CITY 28  
CHICAGO 24, L.A. Rams 23  
PITTSBURGH 20, Cincinnati 14  
L.A. RAMS 35, Minnesota 3  
ST.L. CARDINALS 28, N.Y. Giants 0  
BAL. COLTS 10, Washington 3  
St.L. Cardinals 24, DALLAS 17  
WASHINGTON 10, Green Bay 9  
OAKLAND 34, Buffalo 13  
MIAMI 17, Bal. Colts 6  
Dallas 42, SAN FRANCISCO 35

### 1976

Miami 30, BUFFALO 21  
Oakland 24, KANSAS CITY 21  
Washington 20, PHILADELPHIA 17 (OT)  
MINNESOTA 17, Pittsburgh 6  
San Francisco 16, L.A. RAMS 0  
NEW ENGLAND 41, N.Y. Jets 7  
WASHINGTON 20, St.L. Cardinals 10  
BAL. COLTS 38, Hou. Oilers 14  
CINCINNATI 20, L.A. Rams 12  
DALLAS 17, Buffalo 10  
Bal. Colts 17, MIAMI 16  
SAN FRANCISCO 20, Minnesota 16  
OAKLAND 35, Cincinnati 20

### 1975

Oakland 31, MIAMI 21  
DENVER 23, Green Bay 13  
Dallas 36, DETROIT 10  
WASHINGTON 27, St.L. Cardinals 17  
N.Y. Giants 17, BUFFALO 14  
Minnesota 13, CHICAGO 9  
L.A. Rams 42, PHILADELPHIA 3  
Kansas City 34, DALLAS 31  
CINCINNATI 33, Buffalo 24  
Pittsburgh 32, HOU. OILERS 9  
MIAMI 20, New England 7  
OAKLAND 17, Denver 10  
S.D. CHARGERS 24, N.Y. Jets 16

## MONDAY NIGHT FOOTBALL

### 1974

BUFFALO 21, Oakland 20  
PHILADELPHIA 13, Dallas 10  
WASHINGTON 30, Denver 3  
MIAMI 21, N.Y. Jets 17  
DETROIT 17, San Francisco 13  
CHICAGO 10, Green Bay 9  
PITTSBURGH 24, Atlanta 17  
L.A. Rams 15, SAN FRANCISCO 13  
Minnesota 28, ST.L. CARDINALS 24  
Kansas City 42, DENVER 34  
Pittsburgh 28, NEW ORLEANS 7  
MIAMI 24, Cincinnati 3  
Washington 23, L.A. RAMS 17

### 1973

GREEN BAY 23, N.Y. Jets 7  
DALLAS 40, New Orleans 3  
DETROIT 31, Atlanta 6  
WASHINGTON 14, Dallas 7  
Miami 17, CLEVELAND 9  
DENVER 23, Oakland 23  
BUFFALO 23, Kansas City 14  
PITTSBURGH 21, Washington 16  
KANSAS CITY 19, Chicago 7  
ATLANTA 20, Minnesota 14  
SAN FRANCISCO 20, Green Bay 6  
MIAMI 30, Pittsburgh 26  
L.A. RAMS 40, N.Y. Giants 6

### 1972

Washington 24, MINNESOTA 21  
Kansas City 20, NEW ORLEANS 17  
N.Y. Giants 27, PHILADELPHIA 12  
Oakland 34, HOU. OILERS 0  
Green Bay 24, DETROIT 23  
CHICAGO 13, Minnesota 10  
DALLAS 28, Detroit 24  
Bal. Colts 24, NEW ENGLAND 17  
Cleveland 21, S.D. CHARGERS 17  
WASHINGTON 24, Atlanta 13  
MIAMI 31, St.L. Cardinals 10  
L.A. Rams 26, SAN FRANCISCO 16  
OAKLAND 24, N.Y. Jets 16

### 1971

Minnesota 16, DETROIT 13  
ST.L. CARDINALS 17, N.Y. Jets 10  
Oakland 34, CLEVELAND 20  
DALLAS 20, N.Y. Giants 13  
KANSAS CITY 38, Pittsburgh 16  
MINNESOTA 10, Bal. Colts 3  
GREEN BAY 14, Detroit 14  
BAL. COLTS 24, L.A. Rams 17  
S.D. CHARGERS 20, St.L. Cardinals 17  
ATLANTA 28, Green Bay 21  
MIAMI 34, Chicago 3  
Kansas City 26, SAN FRANCISCO 17  
Washington 38, L.A. RAMS 24

### 1970

CLEVELAND 31, N.Y. Jets 21  
Kansas City 44, BAL. COLTS 24  
DETROIT 28, Chicago 14  
Green Bay 22, S.D. CHARGERS 20  
OAKLAND 34, Washington 20  
MINNESOTA 13, L.A. Rams 3  
PITTSBURGH 21, Cincinnati 10  
Bal. Colts 13, GREEN BAY 10  
St.L. Cardinals 38, DALLAS 0  
PHILADELPHIA 23, N.Y. Giants 20  
Miami 20, ATLANTA 7  
Cleveland 21, HOU. OILERS 10  
Detroit 28, L.A. RAMS 23

# MONDAY NIGHT FOOTBALL

## MONDAY NIGHT WON-LOST RECORDS, 1970-2021

### AMERICAN FOOTBALL CONFERENCE

	Balt.	Buff.	Cin.	Clev.	Den.	Hou.	Ind.	Jax.	K.C.	L.V.	L.A.C.	Mia.	N.E.	N.Y.J.	Pitt.	Tenn.
Total	15-13	19-28	12-25	16-18	32-42-1	5-9	23-19	8-7	29-19	42-30-1	23-25	43-43	28-26	22-34	51-25	25-18
2021	1-1	0-2		0-1			0-1		1-0	1-1	1-0	1-0	1-0		2-0	1-0
2020	1-1	2-0	1-0	0-1	0-1				1-0	1-0	0-1		1-1	0-1	1-1	1-0
2019	1-0		0-1	1-1	0-1	0-1	0-1		1-0	1-0	0-1	0-1	1-0	0-2	2-0	
2018		0-1			0-2	1-0			1-1	1-1			1-0	1-0	1-0	1-1
2017	1-0		0-1		1-1	0-1	0-1		2-0	0-1	0-1	1-1	0-1		1-0	1-0
2016	0-1	0-1	0-1		1-0	0-2	1-0			1-0			1-0	0-2	1-0	
2015	1-1	0-1	0-2	0-1	1-0	1-0	0-2		0-1		0-2	0-1	1-0	1-0	1-0	
2014	1-0		1-0		0-1	0-1	1-1		1-0		0-1	1-0	0-1	0-2	2-0	0-1
2013	1-0		1-0		1-0	1-0	0-1			0-1	1-1	0-2	0-1	1-0	0-1	
2012	1-0		0-1		1-1	1-1			0-1	0-1	1-1		1-0	0-2	1-0	1-0
2011	0-1				0-1		0-1	1-1	1-1	1-0	1-1	0-2	2-0	1-0	0-1	
2010	2-0		0-1		0-1	0-2	1-0	0-1	1-0		1-1	0-1	2-0	1-2	1-0	1-0
2009	1-1	0-1		0-1	1-1	0-1	1-0			0-1	1-1	1-1	1-1	0-1	1-0	1-0
2008	0-1	0-1		2-1	1-1	1-0	0-1	0-1		0-1	1-0		1-0	0-1	2-0	1-0
2007	0-3	0-1	1-1		1-2		1-0	0-1			1-0	0-1	2-0		2-0	1-1
2006	0-1		0-1		1-0		1-0	2-0	0-1	0-2	1-0	0-1	1-0	1-0	0-1	
2005	1-1				1-0		3-0		0-1		0-1		1-1	0-2	2-1	
2004	0-1		1-0		0-1		1-0		2-1			1-1	1-1	1-0		1-1
2003				0-1	1-1		1-0		1-0	0-3	0-1	1-1	1-0	1-0	0-1	0-1
2002	1-0				0-2		0-1			2-0		1-1	1-1	0-1	2-1	1-0
2001	2-0				1-1		0-1	0-1		1-0		1-0		0-1	1-0	0-2
2000		0-1			1-1		2-0	0-2	1-1	0-1		0-1	1-1	2-0		3-0
1999		1-0			1-2			2-0		0-1		1-2	0-1	2-1	1-0	
1998					2-1			2-0	0-2			1-2	1-2	1-0	2-1	
1997		1-1			2-1		0-1	1-0	2-0	0-2		1-2	1-2		0-2	
1996		0-2			1-0		1-0		0-2	2-1	1-1	1-2			3-0	
1995		1-1		0-2	1-0				1-1	0-2	1-1	2-1	1-0		1-1	
1994		1-1			0-2				1-1	1-1	0-1	1-0			2-0	0-3
1993		2-1		1-0	0-2		0-1		2-0	1-0	2-0	1-2			3-0	0-1
1992		2-0	0-1	0-1	0-2				1-0	0-2		2-1		0-1	1-0	1-0
1991		2-1	0-2						2-1	0-2		1-1		0-1	0-1	1-1
1990		1-1	1-1	1-1	1-1		0-1		0-1	2-0		0-1		0-1	1-0	1-0
1989		1-2	1-2	1-1	2-0					1-0				0-1		1-0
1988		2-0		1-2	0-2		1-1			1-1		1-1		0-1		1-0
1987				1-0	2-1					1-1		1-1	1-1	2-1		
1986			1-0	1-0	1-1					0-1	0-1	1-2	1-0	1-1	0-2	
1985			1-0	1-0	1-0					2-0	0-1	2-1	0-1	1-0	0-2	
1984		0-1	0-1		1-0					2-1	1-2	3-0		0-1	1-1	
1983		0-1	0-2						0-1	1-0	1-1	1-1		2-0	1-0	
1982		0-1	0-1							1-0	1-1	1-1		1-0	1-0	0-1
1981		1-1		0-1	1-0					2-1	2-1	1-1	0-1		1-1	0-1
1980				1-1	1-2					3-0	1-0	1-1	1-2	1-0	0-2	2-0
1979				1-0	0-2					2-0	1-0	0-2	0-2	1-1	2-1	2-0
1978			1-2		1-1		2-1			1-0	1-0	2-1	0-2		1-1	2-0
1977		0-1	0-1	1-0			1-1		0-1	2-0		1-0	0-1		2-0	
1976		0-2	1-1				2-0		0-1	2-0		1-1	1-0	0-1	0-1	0-1
1975		0-2	1-0		1-1				1-0	2-0	1-0	1-1	0-1	0-1	1-0	0-1
1974		1-0	0-1		0-2				1-0	0-1		2-0		0-1	2-0	
1973		1-0		0-1	0-0-1				1-1	0-0-1		2-0		0-1	1-1	
1972				1-0			1-0		1-0	2-0	0-1	1-0	0-1	0-1		0-1
1971				0-1			1-1		2-0	1-0	1-0	1-0		0-1	0-1	
1970			0-1	2-0			1-1		1-0	1-0	0-1	1-0		0-1	1-0	0-1

## MONDAY NIGHT FOOTBALL ALL-TIME STANDINGS

### AMERICAN FOOTBALL CONFERENCE

East					South				
	W	L	T	Pct.		W	L	T	Pct.
New England	28	26	0	.519	Tennessee	25	18	0	.581
Miami	43	43	0	.500	Indianapolis	23	19	0	.548
Buffalo	19	28	0	.404	Jacksonville	8	7	0	.533
N.Y. Jets	22	34	0	.393	Houston	5	9	0	.357
North					West				
	W	L	T	Pct.		W	L	T	Pct.
Pittsburgh	51	25	0	.671	Kansas City	29	19	0	.604
Baltimore	15	13	0	.536	Las Vegas	42	30	1	.582
Cleveland	16	18	0	.471	L.A. Chargers	23	25	0	.479
Cincinnati	12	25	0	.324	Denver	32	42	1	.433



# MONDAY NIGHT FOOTBALL

## MONDAY NIGHT WON-LOST RECORDS, 1970-2021

### NATIONAL FOOTBALL CONFERENCE

	Ariz.	Atl.	Car.	Chi.	Dall.	Det.	G.B.	L.A.R.	Minn.	N.O.	N.Y.G.	Phil.	S.F.	Sea.	T.B.	Wash.
Total	10-17-1	15-28	10-7	32-42	48-35	16-20-1	36-32-1	31-34	31-34	24-24	25-45-1	36-29	50-29	27-12	13-12	29-45
2021	0-1			0-2	1-0	0-1	1-0	1-1	1-0	1-1	0-2	0-1	1-0	0-2	1-0	1-0
2020	1-0	0-1		0-2	0-1		1-0	2-0	1-0	1-1	0-2	0-1	0-1	1-0	1-1	
2019				1-0	1-0	0-1	2-0	0-1	0-2	2-0	0-2	1-0	1-1	2-0		0-1
2018		1-0	0-1	1-0	0-1	0-1	1-0	2-0	0-1	2-0	1-1	1-0	0-2	1-1	0-1	0-2
2017	0-1	2-0	1-0	0-1	1-0	2-0	0-1		2-0	0-1	0-1	2-0		0-1	0-1	0-2
2016	1-0	1-0	1-1	1-1	1-0	0-1	1-0	0-1	1-1	0-1	1-1	1-1	1-0	1-0	1-0	0-2
2015	1-0	1-0	1-0	1-0	1-0	1-1	1-0		0-1	0-1	1-1	1-1	1-0	1-0		0-1
2014	1-0	0-1	0-1	1-1	0-1	1-0	1-0	0-1		1-1	0-2	2-0	1-0	1-0		1-1
2013		0-2	1-0	2-0	0-1	0-1	0-1	0-1	0-1	1-1	1-0	1-0	2-0	2-0	1-0	0-2
2012	0-1	1-0	1-0	2-1	0-1	0-1	0-1			1-0	0-1	0-2	2-0	1-0		1-0
2011		0-1		1-1	1-0	1-0	1-0	0-2	0-1	2-0	1-1	0-1	1-0	1-0	1-0	0-1
2010	0-1	0-1		2-0	0-1		0-1		0-2	2-0	1-0	1-0	1-1			0-1
2009	0-1	0-1	0-1	1-0	1-0		1-1		1-1	2-0	1-0	1-0	1-0			0-2
2008	1-0		1-0	1-0	1-0		1-2		1-1	1-1	0-1	1-1	0-1		0-1	0-1
2007	0-1	0-2		0-1	1-0		1-0		1-0	1-1	1-0	0-1	1-1	1-0		1-0
2006	0-1	0-1	1-1	2-0	0-1		0-2	0-1	1-1	1-0	1-1	2-0		2-0	0-1	0-1
2005		3-0	1-0		1-1		0-3	0-1	1-0	0-2	1-0	0-3		1-0		1-0
2004			0-1		2-1		2-1	2-1	0-2			2-1		0-1	0-1	0-1
2003		0-1		0-1	1-0		2-1	2-0			0-2	2-1	1-0		2-1	
2002				0-3			2-0	2-1			0-1	3-0	1-2	0-1	1-1	0-1
2001					1-0	0-1	2-0	2-1	1-1	0-1	0-3	1-0	1-0		1-0	0-2
2000			1-0		1-1		1-1	1-2	1-1					0-1	1-1	1-2
1999	0-1	1-2			1-2		1-2		2-1		1-0		1-2	1-0	1-0	
1998					2-0	1-1	0-3		1-0		0-2	0-1	3-0		1-1	0-1
1997			1-1	1-1	1-2		3-0		0-1			0-2	3-0			1-0
1996		0-1		2-0	2-1	0-2	2-1		0-1			0-2	2-1			
1995	0-1			1-2	3-0	2-0	1-0		0-2		0-1	0-1	2-1			
1994				0-2	2-1	1-0	1-0		2-0	0-2	1-2	2-0	2-1			
1993		0-1		0-1	1-1		0-1		1-0	0-2	1-0	1-1	1-2			1-2
1992		0-2		0-3	2-1	0-1			1-0	1-0	1-0	1-0	2-0	1-0		1-2
1991				2-1	0-1			0-1	0-1	1-0	2-1	2-1	2-1			2-0
1990						0-1		0-3	0-1	1-1	1-1	2-0	3-0	1-0		0-1
1989				1-1				0-2	1-1	1-1	2-1	0-2	3-0	1-0		0-2
1988	0-1			1-2	1-1			1-0	1-0	1-0	1-1	1-0	1-1	1-0		0-2
1987				1-2	2-1			1-2	1-0		0-3		2-0	0-2		1-1
1986	0-1			2-1	2-0	0-1	0-1	1-0			2-1		0-2	2-0		1-1
1985	1-1			1-1	1-1		0-1	2-1			0-1		1-2	0-2		2-1
1984		0-2		0-1	1-1	0-1	0-1	1-1		1-0	0-1		2-0	2-0		1-1
1983	0-0-1	0-1			1-1	2-0	2-1	1-0	0-1	0-1	1-1-1		1-0		0-1	1-2
1982					1-2	0-1	1-0		1-0		0-1				1-0	
1981		1-2		0-2	2-0	1-0		2-0	0-3			1-1		1-0		
1980				1-1	1-1			2-0		0-1	0-1	1-0		0-1	0-1	0-2
1979		1-2			0-2		1-0	1-0	0-1	0-1	0-1	1-1		2-0		1-0
1978		1-0		0-3	1-1			0-2	2-0				0-1			1-1
1977	2-0			1-0	1-1		0-1	1-1	0-1		0-1		0-2			1-1
1976	0-1				1-0			0-2	1-1			0-1	2-0			2-0
1975	0-1			0-1	1-1	0-1	0-1	1-0	1-0		1-0	0-1				1-0
1974	0-1	0-1		1-0	0-1	1-0	0-1	1-1	1-0	0-1		1-0	0-2			2-0
1973		1-1		0-1	1-1	1-0	1-1	1-0	0-1	0-1	0-1		1-0			1-1
1972	0-1	0-1		1-0	1-0	0-2	1-0	1-0	0-2	0-1	1-0	0-1	0-1			2-0
1971	1-1	1-0		0-1	1-0	0-1-1	0-1-1	0-2	2-0		0-1		0-1			1-0
1970	1-0	0-1		0-1	0-1	2-0	1-1	0-2	1-0		0-1	1-0				0-1

### MONDAY NIGHT FOOTBALL ALL-TIME STANDINGS

#### NATIONAL FOOTBALL CONFERENCE

East					South				
	W	L	T	Pct.		W	L	T	Pct.
Dallas	48	35	0	.578	Carolina	10	7	0	.588
Philadelphia	36	29	0	.554	Tampa Bay	13	12	0	.520
Washington	29	45	0	.392	New Orleans	24	24	0	.500
N.Y. Giants	25	45	1	.359	Atlanta	15	28	0	.349
North					West				
	W	L	T	Pct.		W	L	T	Pct.
Green Bay	36	32	*1	.529	Seattle	27	12	0	.692
Minnesota	31	34	0	.477	San Francisco	50	29	0	.633
Detroit	16	20	*1	.444	L.A. Rams	31	34	0	.477
Chicago	32	42	0	.432	Arizona	10	17	1	.375

# SUNDAY NIGHT FOOTBALL

## SUNDAY NIGHT FOOTBALL, 1978-2021

*Home Team in capitals; games listed in  
chronological order*

### 2021

L.A. RAMS 34, Chicago 14  
BAL. RAVENS 36, Kansas City 35  
Green Bay 30, SAN FRANCISCO 28  
Tampa Bay 19, NEW ENGLAND 17  
Buffalo 38, KANSAS CITY 20  
PITTSBURGH 23, Seattle 20 (OT)  
Indianapolis 30, SAN FRANCISCO 18  
Dallas 20, MINNESOTA 16  
Tennessee 28, L.A. RAMS 16  
Kansas City 41, LAS VEGAS 14  
L.A. CHARGERS 41, Pittsburgh 37  
BAL. RAVENS 16, Cleveland 10  
KANSAS CITY 22, Denver 9  
GREEN BAY 45, Chicago 30  
New Orleans 9, TAMPA BAY 0  
DALLAS 56, Washington 14  
GREEN BAY 37, Minnesota 10  
LAS VEGAS 35, L.A. Chargers 32 (OT)

### 2020

L.A. RAMS 20, Dallas 17  
SEATTLE 35, New England 30  
Green Bay 37, NEW ORLEANS 30  
Philadelphia 25, SAN FRANCISCO 20  
SEATTLE 27, Minnesota 26  
SAN FRANCISCO 24, L.A. Rams 16  
ARIZONA 37, Seattle 34 (OT)  
PHILADELPHIA 23, Dallas 9  
New Orleans 38, TAMPA BAY 3  
NEW ENGLAND 23, Bal. Ravens 17  
Kansas City 35, LAS VEGAS 31  
GREEN BAY 41, Chicago 25  
KANSAS CITY 22, Denver 16  
BUFFALO 26, Pittsburgh 15  
Cleveland 20, N.Y. GIANTS 6  
GREEN BAY 40, Tennessee 14  
Washington 20, PHILADELPHIA 14

### 2019

ATLANTA 24, Philadelphia 20  
L.A. Rams 20, CLEVELAND 13  
NEW ORLEANS 12, Dallas 10  
Indianapolis 19, KANSAS CITY 13  
Pittsburgh 24, L.A. CHARGERS 17  
DALLAS 37, Philadelphia 10  
Green Bay 31, KANSAS CITY 24  
BAL. RAVENS 37, New England 20  
Minnesota 28, DALLAS 24  
L.A. RAMS 17, Chicago 7  
SAN FRANCISCO 37, Green Bay 8  
HOU. TEXANS 28, New England 22  
L.A. RAMS 28, Seattle 12  
Buffalo 17, PITTSBURGH 10  
Kansas City 26, CHICAGO 3  
San Francisco 26, SEATTLE 21

### 2018

GREEN BAY 24, Chicago 23  
DALLAS 20, N.Y. Giants 13  
DETROIT 26, New England 10  
Bal. Ravens 26, PITTSBURGH 14  
HOU. TEXANS 19, Dallas 16 (OT)  
NEW ENGLAND 43, Kansas City 40  
KANSAS CITY 45, Cincinnati 10  
New Orleans 30, MINNESOTA 20  
NEW ENGLAND 31, Green Bay 17  
Dallas 27, PHILADELPHIA 20  
CHICAGO 25, Minnesota 20  
MINNESOTA 24, Green Bay 17  
L.A. Chargers 33, PITTSBURGH 30  
CHICAGO 15, L.A. Rams 6  
Philadelphia 30, L.A. RAMS 23  
SEATTLE 38, Kansas City 31  
Indianapolis 33, TENNESSEE 17

### 2017

DALLAS 19, N.Y. Giants 3  
ATLANTA 34, Green Bay 23  
WASHINGTON 27, Oakland 10  
SEATTLE 46, Indianapolis 18  
Kansas City 42, HOU. TEXANS 34  
N.Y. Giants 23, DENVER 10  
NEW ENGLAND 23, Atlanta 7  
Pittsburgh 20, DETROIT 15  
Oakland 27, MIAMI 24  
New England 41, DENVER 16  
Philadelphia 37, DALLAS 9  
PITTSBURGH 31, Green Bay 28  
SEATTLE 24, Philadelphia 10  
PITTSBURGH 39, Bal. Ravens 38  
Dallas 20, OAKLAND 17

### 2016

New England 23, ARIZONA 21  
MINNESOTA 17, Green Bay 14  
DALLAS 31, Chicago 17  
PITTSBURGH 43, Kansas City 14  
GREEN BAY 23, N.Y. Giants 16  
HOU. TEXANS 26, Indianapolis 23 (OT)  
ARIZONA 6, Seattle 6 (OT)  
DALLAS 29, Philadelphia 23 (OT)  
OAKLAND 30, Denver 20  
Seattle 31, NEW ENGLAND 24  
WASHINGTON 42, Green Bay 24  
Kansas City 30, DENVER 27 (OT)  
SEATTLE 40, Carolina 7  
N.Y. GIANTS 10, Dallas 7  
Pittsburgh 24, CINCINNATI 5  
KANSAS CITY 33, Denver 10  
Green Bay 31, DETROIT 24

### 2015

DALLAS 27, N.Y. Giants 26  
GREEN BAY 27, Seattle 17  
Denver 24, DETROIT 12  
NEW ORLEANS 26, Dallas 20 (OT)  
N.Y. GIANTS 30, San Francisco 27  
New England 34, INDIANAPOLIS 27  
CAROLINA 27, Philadelphia 16  
DENVER 29, Green Bay 10  
Philadelphia 33, DALLAS 27 (OT)  
Arizona 39, SEATTLE 32  
ARIZONA 34, Cincinnati 31  
DENVER 30, New England 24 (OT)  
PITTSBURGH 45, Indianapolis 10  
New England 27, HOU. TEXANS 6  
Arizona 40, PHILADELPHIA 17  
MINNESOTA 49, N.Y. Giants 17  
Minnesota 20, GREEN BAY 13

### 2014

DENVER 31, Indianapolis 24  
Chicago 28, SAN FRANCISCO 20  
Pittsburgh 37, CAROLINA 19  
DALLAS 38, New Orleans 17  
NEW ENGLAND 43, Cincinnati 17  
PHILADELPHIA 27, N.Y. Giants 0  
DENVER 42, San Francisco 17  
NEW ORLEANS 44, Green Bay 23  
PITTSBURGH 43, Bal. Ravens 23  
GREEN BAY 55, Chicago 14  
New England 42, INDIANAPOLIS 20  
Dallas 31, N.Y. GIANTS 28  
Denver 29, KANSAS CITY 16  
New England 23, S.D. CHARGERS 14  
Dallas 38, PHILADELPHIA 27  
Seattle 35, ARIZONA 6  
PITTSBURGH 27, Cincinnati 17

### 2013

DALLAS 36, N.Y. Giants 31  
SEATTLE 29, San Francisco 3  
Chicago 40, PITTSBURGH 23  
New England 30, ATLANTA 23  
SAN FRANCISCO 34, Hou. Texans 3  
OAKLAND 27, S.D. Chargers 17  
Dallas 31, Washington 16  
INDIANAPOLIS 39, Denver 33  
Green Bay 44, MINNESOTA 31  
Indianapolis 27, HOU. TEXANS 24  
NEW ORLEANS 49, Dallas 17  
N.Y. Giants 24, WASHINGTON 17  
NEW ENGLAND 34, Denver 31 (OT)  
Denver 35, KANSAS CITY 28  
NEW ORLEANS 31, Carolina 13  
PITTSBURGH 30, Cincinnati 20  
PHILADELPHIA 54, Chicago 11  
Philadelphia 24, DALLAS 22

## SUNDAY NIGHT FOOTBALL

### 2012

DENVER 31, Pittsburgh 19  
SAN FRANCISCO 27, Detroit 19  
BAL. RAVENS 31, New England 30  
PHILADELPHIA 19, N.Y. Giants 17  
NEW ORLEANS 31, S.D. Chargers 24  
Green Bay 42, HOU. TEXANS 24  
Pittsburgh 24, CINCINNATI 17  
DENVER 34, New Orleans 14  
ATLANTA 19, Dallas 13  
Hou. Texans 13, CHICAGO 6  
Bal. Ravens 13, PITTSBURGH 10  
N.Y. GIANTS 38, Green Bay 10  
DALLAS 38, Philadelphia 33  
GREEN BAY 27, Detroit 20  
San Francisco 41, NEW ENGLAND 34  
SEATTLE 42, San Francisco 13  
WASHINGTON 28, Dallas 18

### 2011

N.Y. JETS 27, Dallas 24  
ATLANTA 35, Philadelphia 31  
Pittsburgh 23, INDIANAPOLIS 20  
BAL. RAVENS 34, N.Y. Jets 17  
Green Bay 25, ATLANTA 14  
CHICAGO 39, Minnesota 10  
NEW ORLEANS 62, Indianapolis 7  
PHILADELPHIA 34, Dallas 7  
Bal. Ravens 23, PITTSBURGH 20  
New England 37, N.Y. JETS 16  
Philadelphia 17, N.Y. GIANTS 10  
Pittsburgh 13, KANSAS CITY 9  
NEW ORLEANS 31, Detroit 17  
N.Y. Giants 37, DALLAS 34  
S.D. CHARGERS 34, Bal. Ravens 14  
GREEN BAY 35, Chicago 21  
N.Y. GIANTS 31, Dallas 14

### 2010

WASHINGTON 13, Dallas 7  
INDIANAPOLIS 38, N.Y. Giants 14  
N.Y. Jets 31, MIAMI 23  
N.Y. GIANTS 17, Chicago 3  
Philadelphia 27, SAN FRANCISCO 24  
Indianapolis 27, WASHINGTON 24  
GREEN BAY 28, Minnesota 24  
NEW ORLEANS 20, Pittsburgh 10  
GREEN BAY 45, Dallas 7  
New England 39, PITTSBURGH 26  
PHILADELPHIA 27, N.Y. Giants 17  
S.D. Chargers 36, INDIANAPOLIS 14  
Pittsburgh 13, BAL. RAVENS 10  
Philadelphia 30, DALLAS 27  
NEW ENGLAND 31, Green Bay 27  
SEATTLE 16, St.L. Rams 6

### 2009

GREEN BAY 21, Chicago 15  
N.Y. Giants 33, DALLAS 31  
Indianapolis 31, ARIZONA 10  
PITTSBURGH 38, S.D. Chargers 28  
Indianapolis 31, TENNESSEE 9  
ATLANTA 21, Chicago 14  
Arizona 24, N.Y. GIANTS 17  
Dallas 20, PHILADELPHIA 16  
INDIANAPOLIS 35, New England 34  
Philadelphia 24, CHICAGO 20  
BAL. RAVENS 20, Pittsburgh 17 (OT)  
ARIZONA 30, Minnesota 17  
Philadelphia 45, N.Y. GIANTS 38  
CAROLINA 26, Minnesota 7  
Dallas 17, WASHINGTON 0  
N.Y. JETS 37, Cincinnati 0

### 2008

Chicago 29, INDIANAPOLIS 13  
Pittsburgh 10, CLEVELAND 6  
Dallas 27, GREEN BAY 16  
CHICAGO 24, Philadelphia 20  
Pittsburgh 26, JACKSONVILLE 21  
S.D. CHARGERS 30, New England 10  
TAMPA BAY 20, Seattle 10  
INDIANAPOLIS 18, New England 15  
N.Y. Giants 36, PHILADELPHIA 31  
Dallas 14, WASHINGTON 10  
Indianapolis 23, S.D. CHARGERS 20  
MINNESOTA 34, Chicago 14  
BAL. RAVENS 24, Washington 10  
DALLAS 20, N.Y. Giants 8  
N.Y. GIANTS 34, Carolina 28 (OT)  
S.D. CHARGERS 52, Denver 21

### 2007

DALLAS 45, N.Y. Giants 35  
NEW ENGLAND 38, S.D. Chargers 14  
Dallas 34, CHICAGO 10  
N.Y. GIANTS 16, Philadelphia 3  
Chicago 27, GREEN BAY 20  
New Orleans 28, SEATTLE 17  
DENVER 31, Pittsburgh 28  
Dallas 38, PHILADELPHIA 17  
S.D. CHARGERS 23, Indianapolis 21  
New England 56, BUFFALO 10  
NEW ENGLAND 31, Philadelphia 28  
PITTSBURGH 24, Cincinnati 10  
Indianapolis 44, BAL. RAVENS 20  
Washington 22, N.Y. GIANTS 10  
Washington 32, MINNESOTA 21  
Tennessee 16, INDIANAPOLIS 10

### 2006

Indianapolis 26, N.Y. GIANTS 21  
DALLAS 27, Washington 10  
Denver 17, NEW ENGLAND 7  
CHICAGO 37, Seattle 6  
S.D. CHARGERS 23, Pittsburgh 13  
DENVER 13, Oakland 3  
Dallas 35, CAROLINA 14  
Indianapolis 27, NEW ENGLAND 20  
Chicago 38, N.Y. GIANTS 20  
S.D. Chargers 35, DENVER 27  
INDIANAPOLIS 45, Philadelphia 21  
Seattle 23, DENVER 20  
New Orleans 42, DALLAS 17  
S.D. CHARGERS 20, Kansas City 9  
Green Bay 26, CHICAGO 7

### 2005

Indianapolis 24, BAL. RAVENS 7  
Kansas City 23, OAKLAND 17  
S.D. CHARGERS 45, N.Y. Giants 23  
ARIZONA 31, San Francisco 14  
JACKSONVILLE 23, Cincinnati 20  
SEATTLE 42, Hou. Texans 10  
NEW ENGLAND 21, Buffalo 16  
WASHINGTON 17, Philadelphia 10  
PITTSBURGH 34, Cleveland 21  
Kansas City 45, HOU. TEXANS 17  
New Orleans 21, N.Y. JETS 19  
S.D. CHARGERS 34, Oakland 10  
GREEN BAY 16, Detroit 13 (OT)  
CHICAGO 16, Atlanta 3  
BAL. RAVENS 30, Minnesota 23  
St.L. Rams 20, DALLAS 10

### 2004

DENVER 34, Kansas City 24  
CINCINNATI 16, Miami 13  
OAKLAND 30, Tampa Bay 20  
Pittsburgh 13, MIAMI 3  
St.L. Rams 24, SAN FRANCISCO 14  
Bal. Ravens 17, WASHINGTON 10  
Minnesota 38, NEW ORLEANS 31  
CHICAGO 23, San Francisco 13  
BAL. RAVENS 27, Cleveland 13  
NEW ENGLAND 29, Buffalo 6  
Green Bay 16, HOU. TEXANS 13  
Oakland 25, DENVER 24  
Pittsburgh 17, JACKSONVILLE 16  
Philadelphia 17, WASHINGTON 14  
INDIANAPOLIS 20, Bal. Ravens 10  
MIAMI 10, Cleveland 7  
N.Y. GIANTS 28, Dallas 24

### 2003

TENNESSEE 25, Oakland 20  
MINNESOTA 24, Chicago 13  
MIAMI 17, Buffalo 7  
Indianapolis 55, NEW ORLEANS 21  
Cleveland 33, PITTSBURGH 13  
SEATTLE 20, San Francisco 19  
KANSAS CITY 38, Buffalo 5  
Green Bay 30, MINNESOTA 27  
ST.L. RAMS 33, Bal. Ravens 22  
NEW ENGLAND 12, Dallas 0  
MIAMI 24, Washington 23  
JACKSONVILLE 17, Tampa Bay 10  
ATLANTA 20, Carolina 14 (OT)  
NEW ORLEANS 45, N.Y. Giants 7  
Denver 31, INDIANAPOLIS 17  
BAL. RAVENS 13, Pittsburgh 10 (OT)

### 2002

HOU. TEXANS 19, Dallas 10  
Oakland 30, PITTSBURGH 17  
ATLANTA 30, Cincinnati 3  
SEATTLE 48, Minnesota 23  
Bal. Ravens 26, CLEVELAND 21  
Miami 24, DENVER 22  
WASHINGTON 26, Indianapolis 21  
N.Y. GIANTS 24, Jacksonville 17  
N.Y. JETS 13, Miami 10  
OAKLAND 27, New England 20  
Indianapolis 23, DENVER 20 (OT)  
NEW ORLEANS 23, Tampa Bay 20  
GREEN BAY 26, Minnesota 22  
ST.L. RAMS 30, Arizona 28  
N.Y. Jets 30, NEW ENGLAND 17  
Tampa Bay 15, CHICAGO 0

## SUNDAY NIGHT FOOTBALL

### 2001

Miami 31, TENNESSEE 23  
Denver 38, ARIZONA 17  
PHILADELPHIA 40, Dallas 18  
SAN FRANCISCO 24, Carolina 14  
Oakland 23, INDIANAPOLIS 18  
N.Y. Jets 16, NEW ORLEANS 9  
SEATTLE 34, Oakland 27  
St.L. Rams 24, NEW ENGLAND 17  
Chicago 13, MINNESOTA 6  
SAN FRANCISCO 35, Buffalo 0  
DENVER 20, Seattle 7  
Pittsburgh 26, BAL. RAVENS 21  
N.Y. Jets 29, INDIANAPOLIS 28  
Washington 40, NEW ORLEANS 10  
Philadelphia 17, TAMPA BAY 13

### 2000

BUFFALO 16, Tennessee 13  
ARIZONA 32, Dallas 31  
MIAMI 19, Bal. Ravens 6  
Washington 16, N.Y. GIANTS 6  
PHILADELPHIA 38, Atlanta 10  
Bal. Ravens 15, JACKSONVILLE 10  
Minnesota 28, CHICAGO 16  
Oakland 15, S.D. CHARGERS 13  
Carolina 27, ST.L. RAMS 24  
INDIANAPOLIS 23, N.Y. Jets 15  
Jacksonville 34, PITTSBURGH 24  
N.Y. Giants 31, ARIZONA 7  
Green Bay 28, CHICAGO 6  
OAKLAND 31, N.Y. Jets 7  
N.Y. Giants 17, DALLAS 13

### 1999

Pittsburgh 43, CLEVELAND 0  
BUFFALO 17, N.Y. Jets 3  
NEW ENGLAND 16, N.Y. Giants 14  
SEATTLE 22, Oakland 21  
GREEN BAY 26, Tampa Bay 23  
Washington 24, ARIZONA 10  
DETROIT 20, Tampa Bay 3  
MIAMI 17, Tennessee 0  
SEATTLE 20, Denver 17  
JACKSONVILLE 41, New Orleans 23  
CAROLINA 34, Atlanta 28  
NEW ENGLAND 13, Dallas 6  
KANSAS CITY 31, Minnesota 28  
Buffalo 31, ARIZONA 21  
Washington 26, SAN FRANCISCO 20 (OT)

### 1998

KANSAS CITY 28, Oakland 8  
NEW ENGLAND 29, Indianapolis 6  
ARIZONA 17, Philadelphia 3  
BAL. RAVENS 31, Cincinnati 24  
KANSAS CITY 17, Seattle 6  
Atlanta 34, N.Y. GIANTS 20  
Buffalo 30, CAROLINA 14  
Oakland 31, SEATTLE 18  
Tennessee 31, TAMPA BAY 22  
DETROIT 26, Chicago 3  
SAN FRANCISCO 31, New Orleans 20  
Denver 31, S.D. CHARGERS 16  
MINNESOTA 48, Chicago 22  
N.Y. Jets 21, MIAMI 16  
MINNESOTA 50, Jacksonville 10  
DALLAS 23, Washington 7

### 1997

Washington 24, CAROLINA 10  
ARIZONA 25, Dallas 22 (OT)  
NEW ENGLAND 27, N.Y. Jets 24 (OT)  
TAMPA BAY 31, Miami 21  
MINNESOTA 28, Philadelphia 19  
New Orleans 20, CHICAGO 17  
PITTSBURGH 24, Indianapolis 22  
CAROLINA 21, Atlanta 12  
GREEN BAY 20, Detroit 10  
PITTSBURGH 37, Bal. Ravens 0  
Oakland 38, S.D. CHARGERS 13  
WASHINGTON 7, N.Y. Giants 7 (OT)  
Denver 38, S.D. CHARGERS 28  
MIAMI 33, Detroit 30  
Chicago 13, ST.L. RAMS 10  
SEATTLE 38, San Francisco 9

### 1996

Buffalo 23, N.Y. GIANTS 20 (OT)  
Miami 38, ARIZONA 10  
DENVER 27, Tampa Bay 23  
Philadelphia 33, ATLANTA 18  
WASHINGTON 31, N.Y. Jets 16  
Hou. Oilers 30, CINCINNATI 27 (OT)  
INDIANAPOLIS 26, Bal. Ravens 21  
NEW ENGLAND 28, Buffalo 25  
San Francisco 24, NEW ORLEANS 17  
CAROLINA 27, N.Y. Giants 17  
Minnesota 16, OAKLAND 13 (OT)  
Green Bay 24, ST.L. RAMS 9  
New England 45, S.D. CHARGERS 7  
Minnesota 24, DETROIT 22  
JACKSONVILLE 20, Seattle 13  
S.D. CHARGERS 16, Denver 10

### 1995

DENVER 22, Buffalo 7  
Philadelphia 31, ARIZONA 19  
Dallas 23, MINNESOTA 17 (OT)  
Green Bay 24, JACKSONVILLE 14  
Oakland 47, N.Y. JETS 10  
Denver 37, NEW ENGLAND 3  
N.Y. Giants 24, WASHINGTON 15  
Miami 24, S.D. CHARGERS 14  
PHILADELPHIA 31, Denver 13  
KANSAS CITY 20, Hou. Oilers 13  
NEW ORLEANS 34, Carolina 26  
SAN FRANCISCO 27, Buffalo 17  
TAMPA BAY 13, Green Bay 10 (OT)  
SEATTLE 44, Oakland 10

### 1994

S.D. Chargers 37, DENVER 34  
N.Y. Giants 20, ARIZONA 17  
Kansas City 30, ATLANTA 10  
Chicago 19, N.Y. JETS 7  
Miami 23, CINCINNATI 7  
PHILADELPHIA 21, Washington 17  
ARIZONA 20, Pittsburgh 17 (OT)  
KANSAS CITY 13, L.A. Raiders 3  
DETROIT 14, Tampa Bay 9  
SAN FRANCISCO 31, L.A. Rams 27  
New England 12, INDIANAPOLIS 10  
Buffalo 42, MIAMI 31  
New Orleans 29, ATLANTA 20  
L.A. Raiders 17, SEATTLE 16  
MIAMI 27, Detroit 20

### 1993

NEW ORLEANS 33, Hou. Oilers 21  
L.A. Raiders 17, SEATTLE 13  
Dallas 17, PHOENIX 10  
N.Y. JETS 45, New England 7  
BUFFALO 17, N.Y. Giants 14  
GREEN BAY 30, Denver 27  
MIAMI 41, Indianapolis 27  
Detroit 30, MINNESOTA 27  
WASHINGTON 30, Indianapolis 24  
Chicago 16, S.D. CHARGERS 13  
TAMPA BAY 23, Minnesota 10  
HOU. OILERS 23, Pittsburgh 3  
SAN FRANCISCO 21, Cincinnati 8  
Green Bay 20, S.D. CHARGERS 13  
Philadelphia 20, INDIANAPOLIS 10  
MINNESOTA 30, Kansas City 10  
HOU. OILERS 24, N.Y. Jets 0

### 1992

DENVER 17, L.A. Raiders 13  
Philadelphia 31, PHOENIX 14  
BUFFALO 38, Indianapolis 0  
San Francisco 16, NEW ORLEANS 10  
N.Y. JETS 30, New England 21  
NEW ORLEANS 13, L.A. Rams 10  
Pittsburgh 27, KANSAS CITY 3  
N.Y. Giants 24, WASHINGTON 7  
Cincinnati 31, CHICAGO 28 (OT)  
DENVER 27, N.Y. Giants 13  
Kansas City 24, SEATTLE 14  
S.D. CHARGERS 27, L.A. Raiders 3  
L.A. Rams 31, TAMPA BAY 27  
Green Bay 16, HOU. OILERS 14  
MIAMI 19, N.Y. Jets 17  
HOU. OILERS 27, Buffalo 3

### 1991

WASHINGTON 45, Detroit 0  
Hou. Oilers 30, CINCINNATI 7  
NEW ORLEANS 24, L.A. Rams 7  
Dallas 17, PHOENIX 9  
Denver 13, MINNESOTA 6  
Pittsburgh 21, INDIANAPOLIS 3  
L.A. Raiders 23, SEATTLE 20  
Washington 17, N.Y. GIANTS 13  
DENVER 20, Pittsburgh 13  
MIAMI 30, New England 20  
HOU. OILERS 28, Cleveland 24  
Atlanta 23, NEW ORLEANS 20 (OT)  
L.A. Raiders 9, S.D. CHARGERS 7  
Minnesota 26, TAMPA BAY 24  
Buffalo 35, INDIANAPOLIS 7  
SEATTLE 23, L.A. Rams 9

### 1990

N.Y. GIANTS 27, Philadelphia 20  
PITTSBURGH 20, Hou. Oilers 9  
TAMPA BAY 23, Detroit 20  
Washington 38, PHOENIX 10  
BUFFALO 38, L.A. Raiders 24  
CHICAGO 38, L.A. Rams 9  
ATLANTA 38, Cincinnati 17  
MINNESOTA 27, Denver 22  
San Francisco 24, DALLAS 6  
CINCINNATI 27, Pittsburgh 3  
Seattle 13, S.D. CHARGERS 10  
MINNESOTA 23, Green Bay 7  
MIAMI 23, Philadelphia 20  
DETROIT 38, Chicago 21  
SEATTLE 17, Denver 12  
HOU. OILERS 34, Pittsburgh 14

## SUNDAY NIGHT FOOTBALL

### 1989

Dallas 13, WASHINGTON 3  
S.D. CHARGERS 14, L.A. Raiders 12  
INDIANAPOLIS 27, N.Y. Jets 10  
L.A. Rams 20, NEW ORLEANS 17  
MINNESOTA 27, Chicago 16  
MIAMI 31, New England 10  
SEATTLE 23, L.A. Raiders 17

### 1988

HOU. OILERS 41, Washington 17  
L.A. Raiders 13, S.D. CHARGERS 3  
Minnesota 43, DALLAS 3  
New England 6, MIAMI 3  
N.Y. Giants 13, NEW ORLEANS 12  
Pittsburgh 37, HOU. OILERS 34  
SEATTLE 42, Denver 14  
L.A. Rams 38, SAN FRANCISCO 16

### 1987

N.Y. GIANTS 17, New England 10  
S.D. CHARGERS 16, L.A. Raiders 14  
Miami 20, DALLAS 14  
SAN FRANCISCO 38, Cleveland 24  
Chicago 30, MINNESOTA 24  
SEATTLE 28, Denver 21  
MIAMI 23, Washington 21  
SAN FRANCISCO 48, L.A. Rams 0

### 1986

L.A. RAMS 29, Dallas 10

### 1985

Dallas 30, N.Y. GIANTS 29  
S.D. CHARGERS 54, Pittsburgh 44

### 1984

Denver 24, CLEVELAND 14  
DALLAS 30, New Orleans 27 (OT)

### 1983

L.A. Raiders 40, DALLAS 38

### 1982

ATLANTA 17, San Francisco 7

### 1981

DALLAS 29, L.A. Rams 17

### 1980

DALLAS 42, S.D. Chargers 31

### 1979

DALLAS 30, L.A. Rams 6

### 1978

New England 21, OAKLAND 14  
L.A. RAMS 10, Pittsburgh 7  
Denver 21, OAKLAND 6

# SUNDAY NIGHT FOOTBALL

## SUNDAY NIGHT WON-LOST RECORDS, 1978-2021

### AMERICAN FOOTBALL CONFERENCE

	Balt.	Buff.	Cin.	Clev.	Den.	Hou.	Ind.	Jax.	K.C.	L.V.	L.A.C.	Mia.	N.E.	N.Y.J.	Pitt.	Tenn.
Total	17-13	13-10	3-16	2-11	27-24	5-8	23-25	5-6	19-14	20-22	17-20	19-9	32-23	10-13	30-25	12-11
2021	2-0	1-0		0-1	0-1		1-0		2-2	1-1	1-1		0-1		1-1	1-0
2020	0-1	1-0		1-0	0-1				2-0	0-1			1-1		0-1	0-1
2019	1-0	1-0		0-1		1-0	1-0		1-2		0-1		1-2		1-2	
2018	1-0		0-1			1-0	1-0		1-2				2-1		0-1	0-1
2017	0-1				0-2	0-1	0-1		1-0	1-2		0-1	2-0		3-0	
2016					0-3	1-0	0-1		2-1	1-0			1-1		1-0	
2015			0-1		3-0	0-1	0-2						2-1		1-0	
2014	0-1		0-2		3-0		0-2		0-1		0-1		3-0		3-0	
2013			0-1		1-2	0-2	2-0		0-1	1-0	0-1		2-0		1-1	
2012	2-0		0-1		2-0	1-1					0-1		0-2		1-2	
2011	2-1						0-2		0-1		1-0		1-0	1-2	2-1	
2010	0-1						2-1				1-0	0-1	2-0	1-0	1-2	
2009	1-0		0-1				3-0				0-1		0-1	1-0	1-1	0-1
2008	1-0			0-1	0-1		2-1	0-1			2-1		0-2		2-0	
2007	0-1	0-1	0-1		1-0		1-2				1-1		3-0		1-1	1-0
2006					2-2		3-0		0-1	0-1	3-0		0-2		0-1	
2005	1-1	0-1	0-1	0-1		0-2	1-0	1-0	2-0	0-2	2-0		1-0	0-1	1-0	
2004	2-1	0-1	1-0	0-2	1-1	0-1	1-0	0-1	0-1	2-0		1-2	1-0		2-0	
2003	1-1	0-2		1-0	1-0		1-1	1-0	1-0	0-1		2-0	1-0		0-2	1-0
2002	1-0		0-1	0-1	0-2	1-0	1-1	0-1		2-0		1-1	0-2	2-0	0-1	
2001	0-1	0-1			2-0		0-2			1-1		1-0	0-1	2-0	1-0	0-1
2000	1-1	1-0					1-0	1-1		2-0	0-1	1-0		0-2	0-1	0-1
1999		2-0		0-1	0-1			1-0	1-0	0-1		1-0	2-0	0-1	1-0	0-1
1998	1-0	1-0	0-1		1-0		0-1	0-1	2-0	1-1	0-1	0-1	1-0	1-0		1-0
1997	0-1				1-0		0-1			1-0	0-2	1-1	1-0	0-1	2-0	
1996	0-1	1-1	0-1		1-1		1-0	1-0		0-1	1-1	1-0	2-0	0-1		1-0
1995		0-2			2-1		0-1	1-0	1-1	0-1	0-1	1-0	0-1	0-1		0-1
1994		1-0	0-1		0-1		0-1		2-0	1-1	1-0	2-1	1-0	0-1	0-1	
1993		1-0	0-1		0-1		0-3		0-1	0-2	0-2	1-0	0-1	1-1	0-1	2-1
1992		1-1	1-0		2-0		0-1		1-1	2-0	1-0	1-0	0-1	1-1	1-0	1-1
1991		1-0	0-1	0-1	2-0		0-2			0-1	0-1	1-0	0-1		1-1	2-0
1990		1-0	1-1		0-2					0-2	0-1	1-0			1-2	1-1
1989							1-0			1-0	1-0	1-0	0-1	0-1		
1988					0-1					0-1	0-1	0-1	1-0		1-0	1-1
1987				0-1	0-1						1-0	2-0	0-1			
1986																
1985											1-0				0-1	
1984			0-1		1-0											
1983										1-0						
1982																
1981																
1980											0-1					
1979																
1978					1-0					0-2			1-0		0-1	

## SUNDAY NIGHT FOOTBALL ALL-TIME STANDINGS

### AMERICAN FOOTBALL CONFERENCE

East					South				
	W	L	T	Pct.		W	L	T	Pct.
Miami	19	9	0	.679	Tennessee	12	11	0	.522
New England	32	23	0	.582	Indianapolis	23	25	0	.479
Buffalo	13	10	0	.565	Jacksonville	5	6	0	.455
N.Y. Jets	10	13	0	.435	Houston	5	8	0	.385
North					West				
	W	L	T	Pct.		W	L	T	Pct.
Baltimore	17	13	0	.567	Kansas City	19	14	0	.576
Pittsburgh	30	25	0	.545	Denver	27	24	0	.529
Cincinnati	3	16	0	.158	Las Vegas	20	22	0	.476
Cleveland	2	11	0	.154	L.A. Chargers	17	20	0	.459

# SUNDAY NIGHT FOOTBALL

## SUNDAY NIGHT WON-LOST RECORDS, 1978-2021

### NATIONAL FOOTBALL CONFERENCE

	Ariz.	Atl.	Car.	Chi.	Dall.	Det.	G.B.	L.A.R.	Minn.	N.O.	N.Y.G.	Phil.	S.F.	Sea.	T.B.	Wash.
Total	11-15-1	11-10	6-10	18-28	37-36	6-13	33-16	15-16	20-22	23-15	22-31-1	26-23	17-18	27-17-1	7-14	19-18-1
2021				0-2	2-0		3-0	1-1	0-2	1-0			0-2	0-1	1-1	0-1
2020	1-0			0-1	0-2		3-0	1-1	0-1	1-1	0-1	2-1	1-1	2-1	0-1	1-0
2019		1-0		0-2	1-2		1-1	3-0	1-0	1-0		0-2	2-0	0-2		
2018				2-1	2-1	1-0	1-2	0-2	1-2	1-0	0-1	1-1	0-1	2-0		
2017		1-1			2-1	0-1	0-2				1-1	1-1		2-0		1-0
2016	0-1-1		0-1	0-1	3-1	0-1	2-2		1-0		1-1	0-1		2-0-1	0-1	1-0
2015	3-0		1-0		1-2	0-1	1-2		2-0	1-0	1-2	1-2	0-1	0-2		
2014	0-1		0-1	1-1	3-0		1-1			1-1	0-2	1-1	0-2	1-0		
2013		0-1	0-1	1-1	2-2		1-0		0-1	2-0	1-1	2-0	1-1	1-0		0-2
2012		1-0		0-1	1-2	0-2	2-1			1-1	1-1	1-1	2-1	1-0		1-0
2011		1-1		1-1	0-4	0-1	2-0		0-1	2-0	2-1	2-1				
2010				0-1	0-3		2-1	0-1	0-1	1-0	1-2	3-0	0-1	1-0		1-1
2009	2-1	1-0	1-0	0-3	2-1		1-0		0-2		1-2	2-1				0-1
2008			0-1	2-1	3-0		0-1		1-0		2-1	0-2		0-1	1-0	0-2
2007				1-1	3-0		0-1		0-1	1-0	1-2	0-3		0-1		2-0
2006			0-1	2-1	2-1		1-0			1-0	0-2	0-1		1-1		0-1
2005	1-0	0-1		1-0	0-1	0-1	1-0	1-0	0-1	1-0	0-1	0-1	0-1	1-0		1-0
2004				1-0	0-1		1-0	1-0	1-0	0-1	1-0	1-0	0-2		0-1	0-2
2003		1-0	0-1	0-1	0-1		1-0	1-0	1-1	1-1	0-1		0-1	1-0	0-1	0-1
2002	0-1	1-0		0-1	0-1		1-0	1-0	0-2	1-0	1-0			1-0	1-1	1-0
2001	0-1		0-1	1-0	0-1		1-0	1-0	0-1	0-2		2-0	2-0	1-1	0-1	1-0
2000	1-1	0-1	1-0	0-2	0-2		1-0	0-1	1-0		2-1	1-0				1-0
1999	0-2	0-1	1-0		0-1	1-0	1-0		0-1	0-1	0-1		0-1	2-0	0-2	2-0
1998	1-0	1-0	0-1	0-2	1-0	1-0			2-0	0-1	0-1	0-1	1-0	0-2	0-1	0-1
1997	1-0	0-1	1-1	1-1	0-1	0-2	1-0	0-1	1-0	1-0	0-0-1	0-1	0-1	1-0	1-0	1-0-1
1996	0-1	0-1	1-0			0-1	1-0	0-1	2-0	0-1	0-2	1-0	1-0	0-1	0-1	1-0
1995	0-1		0-1		1-0		1-1		0-1	1-0	1-0	2-0	1-0	1-0	1-0	0-1
1994	1-1	0-2		1-0		1-1		0-1		1-0	1-0	1-0	1-0	0-1	0-1	0-1
1993	0-1			1-0	1-0	1-0	2-0		1-2	1-0	0-1	1-0	1-0	0-1	1-0	1-0
1992	0-1			0-1			1-0	1-1		1-1	1-1	1-0	1-0	0-1	0-1	0-1
1991	0-1	1-0			1-0	0-1		0-2	1-1	1-1	0-1			1-1	0-1	2-0
1990	0-1	1-0		1-1	0-1	1-1	0-1	0-1	2-0		1-0	0-2	1-0	2-0	1-0	1-0
1989				0-1	1-0			1-0	1-0	0-1				1-0		0-1
1988					0-1			1-0	1-0	0-1	1-0		0-1	1-0		0-1
1987				1-0	0-1			0-1	0-1		1-0		2-0	1-0		0-1
1986					0-1			1-0								
1985					1-0						0-1					
1984					1-0					0-1						
1983					0-1											
1982		1-0												0-1		
1981					1-0			0-1								
1980					1-0											
1979					1-0			0-1								
1978								1-0								

## SUNDAY NIGHT FOOTBALL ALL-TIME STANDINGS

### NATIONAL FOOTBALL CONFERENCE

East					South				
	W	L	T	Pct.		W	L	T	Pct.
Philadelphia	26	23	0	.531	New Orleans	23	15	0	.605
Washington	19	18	1	.513	Atlanta	11	10	0	.524
Dallas	37	36	0	.507	Carolina	6	10	0	.375
N.Y. Giants	22	31	1	.417	Tampa Bay	7	14	0	.333
North					West				
	W	L	T	Pct.		W	L	T	Pct.
Green Bay	33	16	0	.673	Seattle	27	17	1	.611
Minnesota	20	22	0	.476	San Francisco	17	18	0	.486
Chicago	18	28	0	.391	L.A. Rams	15	16	0	.484
Detroit	6	13	0	.316	Arizona	11	15	1	.426

## THURSDAY-SATURDAY NIGHT FOOTBALL

### THURSDAY, FRIDAY & SATURDAY NIGHT GAMES, 1974-2020

*Home Team in capitals; games listed in chronological order*

#### 2021

TAMPA BAY 31, Dallas 29 (Thu.)  
 WASHINGTON 30, N.Y. Giants 29 (Thu.)  
 Carolina 24, HOU. TEXANS 9 (Thu.)  
 CINCINNATI 24, Jacksonville 21 (Thu.)  
 L.A. Rams 26, SEATTLE 17 (Thu.)  
 Tampa Bay 28, PHILADELPHIA 22 (Thu.)  
 CLEVELAND 17, Denver 14 (Thu.)  
 Green Bay 24, ARIZONA 21 (Thu.)  
 INDIANAPOLIS 45, N.Y. Jets 30 (Thu.)  
 MIAMI 22, Bal. Ravens 10 (Thu.)  
 New England 25, ATLANTA 0 (Thu.)  
 Buffalo 31, NEW ORLEANS 6 (Thu.)  
 Dallas 27, NEW ORLEANS 17 (Thu.)  
 MINNESOTA 36, Pittsburgh 28 (Thu.)  
 Kansas City 34, L.A. CHARGERS 28 (Thu.) (OT)  
 INDIANAPOLIS 27, New England 17 (Sat.)  
 TENNESSEE 20, San Francisco 17 (Thu.)  
 INDIANAPOLIS 22, Arizona 16 (Sat.)  
 Dallas 51, PHILADELPHIA 26 (Sat.)

#### 2020

KANSAS CITY 34, Hou. Texans 20 (Thu.)  
 CLEVELAND 35, Cincinnati 30 (Thu.)  
 Miami 31, JACKSONVILLE 13 (Thu.)  
 Denver 37, N.Y. JETS 28 (Thu.)  
 CHICAGO 20, Tampa Bay 19 (Thu.)  
 PHILADELPHIA 22, N.Y. Giants 21 (Thu.)  
 Atlanta 25, CAROLINA 17 (Thu.)  
 Green Bay 34, SAN FRANCISCO 17 (Thu.)  
 Indianapolis 34, TENNESSEE 17 (Thu.)  
 SEATTLE 28, Arizona 21 (Thu.)  
 L.A. RAMS 24, New England 3 (Thu.)  
 L.A. Chargers 30, Las Vegas 27 (Thu.)  
 GREEN BAY 24, Carolina 16 (Sat.)  
 NEW ORLEANS 52, Minnesota 33 (Fri.)  
 Miami 26, LAS VEGAS 25 (Sat.)

#### 2019

Green Bay 10, CHICAGO 3 (Thu.)  
 Tampa Bay 20, CAROLINA 14 (Thu.)  
 JACKSONVILLE 20, Tennessee 7 (Thu.)  
 Philadelphia 34, GREEN BAY 27 (Thu.)  
 SEATTLE 30, L.A. Rams 29 (Thu.)  
 NEW ENGLAND 35, N.Y. Giants 14 (Thu.)  
 Kansas City 30, DENVER 6 (Thu.)  
 MINNESOTA 19, Washington 9 (Thu.)  
 San Francisco 28, ARIZONA 25 (Thu.)  
 OAKLAND 26, L.A. Chargers 24 (Thu.)  
 CLEVELAND 21, Pittsburgh 7 (Thu.)  
 HOU. TEXANS 20, Indianapolis 17 (Thu.)  
 NEW ORLEANS 26, Atlanta 18 (Thu.)  
 CHICAGO 31, Dallas 24 (Thu.)  
 BAL. RAVENS 42, N.Y. Jets 21 (Thu.)  
 SAN FRANCISCO 34, L.A. Rams 31 (Sat.)

#### 2018

PHILADELPHIA 18, Atlanta 12 (Thu.)  
 CINCINNATI 34, Bal. Ravens 23 (Thu.)  
 CLEVELAND 21, N.Y. Jets 17 (Thu.)  
 L.A. RAMS 38, Minnesota 31 (Thu.)  
 NEW ENGLAND 38, Indianapolis 24 (Thu.)  
 Philadelphia 34, N.Y. GIANTS 13 (Thu.)  
 Denver 45, ARIZONA 10 (Thu.)  
 HOU. TEXANS 42, Miami 23 (Thu.)  
 SAN FRANCISCO 34, Oakland 3 (Thu.)  
 PITTSBURGH 52, Carolina 21 (Thu.)  
 SEATTLE 27, Green Bay 24 (Thu.)  
 NEW ORLEANS 31, Atlanta 17 (Thu.)  
 DALLAS 13, New Orleans 10 (Thu.)  
 TENNESSEE 30, Jacksonville 9 (Thu.)  
 L.A. Chargers 29, KANSAS CITY 28 (Thu.)  
 Cleveland 17, DENVER 16 (Sat.)  
 Bal. Ravens 22, L.A. CHARGERS 10 (Sat.)

#### 2017

Kansas City 42, NEW ENGLAND 27 (Thu.)  
 Hou. Texans 13, CINCINNATI 9 (Thu.)  
 L.A. Rams 41, SAN FRANCISCO 39 (Thu.)  
 GREEN BAY 35, Chicago 14 (Thu.)  
 New England 19, TAMPA BAY 14 (Thu.)  
 Philadelphia 28, CAROLINA 23 (Thu.)  
 OAKLAND 31, Kansas City 30 (Thu.)  
 BAL. RAVENS 40, Miami 0 (Thu.)  
 N.Y. JETS 34, Buffalo 21 (Thu.)  
 Seattle 22, ARIZONA 16 (Thu.)  
 PITTSBURGH 40, Tennessee 17 (Thu.)  
 WASHINGTON 20, N.Y. Giants 10 (Thu.)  
 DALLAS 38, Washington 14 (Thu.)  
 ATLANTA 20, New Orleans 17 (Thu.)  
 Denver 25, INDIANAPOLIS 13 (Thu.)  
 KANSAS CITY 30, L.A. Chargers 13 (Sat.)  
 Minnesota 16, GREEN BAY 0 (Sat.)

#### 2016

DENVER 21, Carolina 20 (Thu.)  
 N.Y. Jets 37, BUFFALO 31 (Thu.)  
 NEW ENGLAND 27, Hou. Texans 0 (Thu.)  
 CINCINNATI 22, Miami 7 (Thu.)  
 Arizona 33, SAN FRANCISCO 21 (Thu.)  
 S.D. CHARGERS 21, Denver 13 (Thu.)  
 GREEN BAY 26, Chicago 10 (Thu.)  
 TENNESSEE 36, Jacksonville 22 (Thu.)  
 Atlanta 43, TAMPA BAY 28 (Thu.)  
 BAL. RAVENS 28, Cleveland 7 (Thu.)  
 CAROLINA 23, New Orleans 20 (Thu.)  
 Pittsburgh 28, INDIANAPOLIS 7 (Thu.)  
 Dallas 17, MINNESOTA 15 (Thu.)  
 KANSAS CITY 21, Oakland 13 (Thu.)  
 SEATTLE 24, L.A. 3 (Thu.)  
 Miami 34, N.Y. JETS 13 (Sat.)  
 PHILADELPHIA 24, N.Y. Giants 19 (Thu.)

#### 2015

NEW ENGLAND 28, Pittsburgh 21 (Thu.)  
 Denver 31, KANSAS CITY 24 (Thu.)  
 N.Y. GIANTS 32, Washington 21 (Thu.)  
 Bal. Ravens 23, PITTSBURGH 20 (OT) (Thu.)  
 Indianapolis 27, HOU. TEXANS 20 (Thu.)  
 NEW ORLEANS 31, Atlanta 21 (Thu.)  
 Seattle 20, SAN FRANCISCO 3 (Thu.)  
 NEW ENGLAND 36, Miami 7 (Thu.)  
 CINCINNATI 31, Cleveland 10 (Thu.)  
 Buffalo 22, N.Y. JETS 17 (Thu.)  
 JACKSONVILLE 19, Tennessee 13 (Thu.)  
 Green Bay 27, DETROIT 23 (Thu.)  
 ARIZONA 23, Minnesota 20 (Thu.)  
 ST.L. RAMS 31, Tampa Bay 23 (Thu.)  
 N.Y. Jets 19, DALLAS 16 (Sat.)  
 OAKLAND 23, S.D. Chargers 20 (OT) (Thu.)  
 Washington 38, PHILADELPHIA 24 (Sat.)

#### 2014

SEATTLE 36, Green Bay 16 (Thu.)  
 BAL. RAVENS 26, Pittsburgh 6 (Thu.)  
 ATLANTA 56, Tampa Bay 14 (Thu.)  
 N.Y. Giants 45, WASHINGTON 14 (Thu.)  
 GREEN BAY 42, Minnesota 10 (Thu.)  
 Indianapolis 33, HOU. TEXANS 28 (Thu.)  
 NEW ENGLAND 27, N.Y. Jets 25 (Thu.)  
 DENVER 35, S.D. Chargers 21 (Thu.)  
 New Orleans 28, CAROLINA 10 (Thu.)  
 Cleveland 24, CINCINNATI 3 (Thu.)  
 MIAMI 22, Buffalo 9 (Thu.)  
 OAKLAND 24, Kansas City 20 (Thu.)  
 Dallas 41, CHICAGO 28 (Thu.)  
 Arizona 12, ST.L. RAMS 6 (Thu.)  
 JACKSONVILLE 21, Tennessee 13 (Thu.)  
 WASHINGTON 27, Philadelphia 24 (Sat.)  
 S.D. Chargers 38, SAN FRANCISCO 35 (OT) (Sat.)

#### 2013

DENVER 49, Bal. Ravens 27 (Thu.)  
 NEW ENGLAND 13, N.Y. Jets 10 (Thu.)  
 Kansas City 26, PHILADELPHIA 16 (Thu.)  
 San Francisco 35, ST.L. RAMS 11 (Thu.)  
 CLEVELAND 37, Buffalo 24 (Thu.)  
 CHICAGO 27, N.Y. Giants 21 (Thu.)  
 Seattle 34, ARIZONA 22 (Thu.)  
 Carolina 31, TAMPA BAY 13 (Thu.)  
 MIAMI 22, Cincinnati 20 (Thu.)  
 MINNESOTA 34, Washington 27 (Thu.)  
 Indianapolis 30, TENNESSEE 27 (Thu.)  
 New Orleans 17, ATLANTA 13 (Thu.)  
 JACKSONVILLE 27, Hou. Texans 20 (Thu.)  
 S.D. CHARGERS 27, DENVER 20 (Thu.)

#### 2012

Dallas 24, N.Y. GIANTS 17 (Wed.)  
 GREEN BAY 23, Chicago 10 (Thu.)  
 N.Y. Giants 36, CAROLINA 7 (Thu.)  
 BAL. RAVENS 23, Cleveland 16 (Thu.)  
 ST.L. RAMS 17, Arizona 3 (Thu.)  
 TENNESSEE 26, Pittsburgh 23 (Thu.)  
 SAN FRANCISCO 13, Seattle 6 (Thu.)  
 Tampa Bay 36, MINNESOTA 17 (Thu.)  
 S.D. CHARGERS 31, Kansas City 13 (Thu.)  
 Indianapolis 27, JACKSONVILLE 10 (Thu.)  
 BUFFALO 19, Miami 14 (Thu.)  
 ATLANTA 23, New Orleans 13 (Thu.)  
 Denver 26, OAKLAND 13 (Thu.)  
 Cincinnati 34, PHILADELPHIA 13 (Thu.)  
 Atlanta 31, DETROIT 18 (Sat.)



## SUNDAY NIGHT FOOTBALL

### 2011

GREEN BAY 42, New Orleans 34 (Thu.)  
Oakland 24, S.D. CHARGERS 17 (Thu.)  
DENVER 17, N.Y. Jets 13 (Thu.)  
Green Bay 27, DETROIT 15 (Thu.)  
DALLAS 20, Miami 19 (Thu.)  
BAL. RAVENS 16, San Francisco 6 (Thu.)  
SEATTLE 31, Philadelphia 14 (Thu.)  
PITTSBURGH 14, Cleveland 3 (Thu.)  
ATLANTA 41, Jacksonville 14 (Thu.)  
Dallas 31, TAMPA BAY 15 (Sat.)  
INDIANAPOLIS 19, Hou. Texans 16 (Thu.)

### 2010

NEW ORLEANS 14, Minnesota 9 (Thu.)  
ATLANTA 26, Bal. Ravens 21 (Thu.)  
Chicago 16, MIAMI 0 (Thu.)  
N.Y. JETS 26, Cincinnati 10 (Thu.)  
PHILADELPHIA 34, Hou. Texans 24 (Thu.)  
INDIANAPOLIS 30, Tennessee 28 (Thu.)  
S.D. CHARGERS 34, San Francisco 7 (Thu.)  
PITTSBURGH 27, Carolina 3 (Thu.)  
ARIZONA 27, Dallas 26 (Sat.)

### 2009

PITTSBURGH 13, Tennessee 10 (OT) (Thu.)  
SAN FRANCISCO 10, Chicago 6 (Thu.)  
Miami 24, CAROLINA 17 (Thu.)  
DENVER 26, N.Y. Giants 6 (Thu.)  
N.Y. Jets 19, BUFFALO 13 in Toronto (Thu.)  
CLEVELAND 13, Pittsburgh 6 (Thu.)  
Indianapolis 35, JACKSONVILLE 31 (Thu.)  
Dallas 24, NEW ORLEANS 17 (Sat.)  
S.D. Chargers 42, TENNESSEE 17 (Fri.)

### 2008

N.Y. GIANTS 16, Washington 7 (Thu.)  
Denver 34, CLEVELAND 30 (Thu.)  
N.Y. Jets 34, NEW ENGLAND 31 (Thu.)  
PITTSBURGH 27, Cincinnati 10 (Thu.)  
PHILADELPHIA 48, Arizona 20 (Thu.)  
S.D. CHARGERS 34, Oakland 7 (Thu.)  
CHICAGO 27, New Orleans 24 (Thu.)  
Indianapolis 31, JACKSONVILLE 24 (Thu.)  
Bal. Ravens 33, DALLAS 24 (Sat.)

### 2007

INDIANAPOLIS 41, New Orleans 10 (Thu.)  
Indianapolis 31, ATLANTA 13 (Thu.)  
DALLAS 37, Green Bay 27 (Thu.)  
WASHINGTON 24, Chicago 16 (Thu.)  
HOU. TEXANS 31, Denver 13 (Thu.)  
SAN FRANCISCO 20, Cincinnati 13 (Sat.)  
Pittsburgh 41, ST.L. RAMS 24 (Thu.)  
Dallas 20, CAROLINA 13 (Sat.)  
New England 38, N.Y. GIANTS 35 (Sat.)

### 2006

PITTSBURGH 28, Miami 17 (Thu.)  
KANSAS CITY 19, Denver 10 (Thu.)  
CINCINNATI 13, Bal. Ravens 7 (Thu.)  
PITTSBURGH 27, Cleveland 7 (Thu.)  
San Francisco 24, SEATTLE 14 (Thu.)  
Dallas 38, ATLANTA 28 (Sat.)  
GREEN BAY 9, Minnesota 7 (Thu.)  
Kansas City 20, OAKLAND 9 (Sat.)  
N.Y. Giants 34, WASHINGTON 28 (Sat.)

### 2005

NEW ENGLAND 30, Oakland 20 (Thu.)  
Kansas City 30, MIAMI 20 (Fri.)  
Denver 28, BUFFALO 17 (Sat.)  
N.Y. Giants 30, OAKLAND 21 (Sat.)

### 2004

NEW ENGLAND 27, Indianapolis 24 (Thu.)  
ATLANTA 34, Carolina 31 (OT) (Sat.)  
Denver 37, TENNESSEE 16 (Sat.)

### 2003

WASHINGTON 16, N.Y. Jets 13 (Thu.)  
New England 21, N.Y. JETS 16 (Sat.)  
Philadelphia 31, WASHINGTON 7 (Sat.)

### 2002

San Francisco 16, N.Y. GIANTS 13 (Thu.)  
Philadelphia 27, DALLAS 3 (Sat.)

### 2001

Buffalo 13, JACKSONVILLE 10 (Thu.)  
Indianapolis 35, KANSAS CITY 28 (Thu.)  
Tennessee 13, OAKLAND 10 (Sat.)  
TAMPA BAY 22, Bal. Ravens 10 (Sat.)

### 2000

Detroit 28, TAMPA BAY 14 (Thu.)  
MINNESOTA 24, Detroit 17 (Thu.)  
Buffalo 42, SEATTLE 23 (Sat.)

### 1999

Kansas City 35, BAL. RAVENS 8 (Thu.)  
JACKSONVILLE 20, Pittsburgh 6 (Thu.)  
TENNESSEE 21, Oakland 14 (Thu.)

### 1998

DETROIT 27, Green Bay 20 (Thu.)  
PHILADELPHIA 17, St.L. Rams 14 (Thu.)

### 1997

KANSAS CITY 31, S.D. Chargers 3 (Thu.)  
CINCINNATI 41, Tennessee 14 (Thu.)

### 1996

KANSAS CITY 34, Seattle 16 (Thu.)  
INDIANAPOLIS 37, Philadelphia 10 (Thu.)

### 1995

ST.L. RAMS 21, Atlanta 19 (Thu.)  
Cincinnati 27, PITTSBURGH 9 (Thu.)  
N.Y. Giants 10, ARIZONA 6 (Thu.)  
Indianapolis 10, New England 7 (Sat.)

### 1994

Cleveland 11, HOU. OILERS 8 (Thu.)  
MINNESOTA 13, Green Bay 10 (OT) (Thu.)  
MINNESOTA 33, Chicago 27 (OT) (Thu.)

### 1993

ATLANTA 30, L.A. Rams 24 (Thu.)

### 1992

MINNESOTA 31, Detroit 14 (Thu.)  
NEW ORLEANS 22, Atlanta 14 (Thu.)

### 1991

Chicago 10, GREEN BAY 0 (Thu.)

### 1990

MIAMI 17, New England 10 (Thu.)  
INDIANAPOLIS 35, Washington 28 (Sat.)

### 1989

Cleveland 24, HOU. OILERS 20 (Sat.)

### 1987-88

None

### 1986

New England 20, N.Y. JETS 6 (Thu.)  
Cincinnati 30, CLEVELAND 13 (Thu.)  
L.A. Raiders 37, S.D. CHARGERS 31 (OT) (Thu.)  
SAN FRANCISCO 24, L.A. Rams 14 (Fri.)

### 1985

KANSAS CITY 36, L.A. Raiders 20 (Thu.)  
Chicago 33, MINNESOTA 24 (Thu.)  
Denver 27, SEATTLE 24 (Fri.)

### 1984

Pittsburgh 23, N.Y. JETS 17 (Thu.)  
Washington 31, MINNESOTA 17 (Thu.)  
SAN FRANCISCO 19, L.A. Rams 16 (Fri.)

### 1983

San Francisco 48, MINNESOTA 17 (Thu.)  
CLEVELAND 17, Cincinnati 7 (Thu.)  
L.A. Raiders 42, S.D. CHARGERS 10 (Thu.)  
MIAMI 34, N.Y. Jets 14 (Fri.)

### 1982

BUFFALO 23, Minnesota 22 (Thu.)  
SAN FRANCISCO 30, L.A. Rams 24 (Thu.)

### 1981

MIAMI 30, Pittsburgh 10 (Thu.)  
Philadelphia 20, BUFFALO 14 (Thu.)  
HOU. OILERS 17, Cleveland 13 (Thu.)

### 1980

TAMPA BAY 10, L.A. Rams 9 (Thu.)  
S.D. Chargers 27, MIAMI 24 (OT) (Thu.)  
HOU. OILERS 6, Pittsburgh 0 (Thu.)

### 1979

L.A. Rams 13, DENVER 9 (Thu.)  
OAKLAND 45, S.D. Chargers 22 (Thu.)  
MIAMI 39, New England 24 (Thu.)

### 1978

Minnesota 21, DALLAS 10 (Thu.)

### 1977

Minnesota 30, DETROIT 21 (Sat.)

### 1976

L.A. Rams 20, DETROIT 17 (Sat.)

### 1975

L.A. RAMS 10, Pittsburgh 3 (Sat.)

### 1974

OAKLAND 27, Dallas 23 (Sat.)

## Official Signals



**1**

**TOUCHDOWN, FIELD GOAL,  
or SUCCESSFUL TRY**  
Both arms extended above head.



**2**

**SAFETY**  
Palms together above head.



**3**

**FIRST DOWN**  
Arms pointed toward defensive  
team's goal.



**4**

**CROWD NOISE, DEAD BALL, or  
NEUTRAL ZONE ESTABLISHED**  
One arm above head with an open hand.  
With fist closed: **Fourth Down.**



**5**

**BALL ILLEGALLY  
TOUCHED, KICKED,  
OR BATTED**  
Fingertips tap both shoulders.



**6**

**TIMEOUT**  
Hands crisscrossed above head. Same  
signal followed by placing one hand on  
top of cap: **Referee's Timeout.**  
Same signal followed by arm swung  
to side: **Touchback.**



**7**

**NO TIMEOUT or TIME IN WITH WHISTLE**

Full arm circled to simulate moving clock.



**8**

**DELAY OF GAME OFFENSE/DEFENSE or EXCESS TIMEOUT**

Folded arms.



**9**

**FALSE START, ILLEGAL FORMATION, KICKOFF OR SAFETY KICK OUT OF BOUNDS, or KICKING TEAM PLAYER VOLUNTARILY OUT OF BOUNDS DURING A PUNT**

Forearms rotated over and over in front of bo



**10**

**PERSONAL FOUL**

One wrist striking the other above head. Same signal followed by swinging leg: **Roughing Kicker.**

Same signal followed by raised arm swinging forward: **Roughing Passer.**

Same signal followed by grasping facemask: **MAJOR Facemask.**



**11**

**HOLDING**

Grasping one wrist, the fist clenched, in front of chest.



**12**

**ILLEGAL USE OF HANDS, ARMS, OR BODY**

Grasping one wrist, the hand open and facing forward, in front of chest.

## OFFICIAL SIGNALS



**13**

**PENALTY REFUSED, INCOMPLETE PASS, PLAY OVER, or MISSED GOAL**  
Hands shifted in horizontal plane.



**14**

**PASS BOBBLED INBOUNDS AND CAUGHT OUT OF BOUNDS**  
Hands up and down in front of chest (following incomplete pass signal).



**15**

**ILLEGAL FORWARD PASS**  
One hand waved behind back follow by loss of down signal (23) when appropriate.



**16**

**INTENTIONAL GROUNDING OF PASS**  
Parallel arms waved in a diagonal plane across body. Followed by loss of down signal (23).



**17**

**INTERFERENCE WITH FORWARD PASS or FAIR CATCH**  
Hands open and extended forward from shoulders with hands vertical.



**18**

**INVALID FAIR-CATCH SIGNAL**  
One hand waved above head.

## OFFICIAL SIGNALS



**19**

**INELIGIBLE RECEIVER  
or INELIGIBLE MEMBER  
OF KICKING TEAM  
DOWNFIELD**

Right hand touching top of cap.



**20**

**ILLEGAL CONTACT**

One open hand extended forward.



**21**

**OFFSIDE, ENCROACHMENT, OF  
NEUTRAL ZONE INFRACTION**

Hands on hips.



**22**

**ILLEGAL MOTION AT SNAP**

Horizontal arc with one hand.



**23**

**LOSS OF DOWN**

Both hands held behind head.



**24**

**INTERLOCKING  
INTERFERENCE, PUSHING,  
or HELPING RUNNER**

Pushing movement of hands to front with  
arms downward.

## OFFICIAL SIGNALS



**25**

**TOUCHING A FORWARD PASS OR SCRIMMAGE KICK**  
Diagonal motion of one hand across another.



**26**

**UNSPORTSMANLIKE CONDUCT**  
Arms outstretched, palms down.



**27**

**ILLEGAL BLOCK BELOW THE WAIST, ILLEGAL CUT**  
Both hands striking front of thigh preceded by personal foul signal (10).

**CHOP BLOCK**  
Both hands striking side of thighs preceded by personal foul signal (10).

**CLIPPING**  
One hand striking back of calf preceded by personal foul signal (10).



**28**

**ILLEGAL CRACKBACK**  
Strike of an open right hand against the right mid thigh preceded by personal foul signal (10).



**29**

**PLAYER DISQUALIFIED**  
Ejection signal.



**30**

**TRIPPING**  
Repeated action of right foot in back of left heel.



**31**

**UNCATCHABLE  
FORWARD PASS**

Palm of right hand held parallel to ground  
above head and moved back and forth.



**32**

**ILLEGAL SUBSTITUTION,  
12 MEN IN OFFENSIVE HUDDLE, or  
TOO MANY MEN ON THE FIELD**

Both hands on top of head.



**33**

**FACEMASK**

Grasping motion with one hand  
near face.



**34**

**ILLEGAL SHIFT**

Horizontal arcs with two hands.



**35**

**RESET PLAY CLOCK—  
25 SECONDS**

Pump one arm vertically.



**36**

**RESET PLAY CLOCK—  
40 SECONDS**

Pump two arms vertically.

# ALL-TIME NFL TEAMS

## 75TH ANNIVERSARY ALL-TIME TEAM

Chosen by a selection committee of media and league personnel in 1994.

Position	Name	Team(s)	Ht.	Wt.	College
<b>OFFENSE</b>					
QB	Sammy Baugh	Washington Redskins (1937-52)	6-2	180	Texas Christian
QB	Otto Graham	Cleveland Browns (1946-55)	6-1	195	Northwestern
QB	Joe Montana	San Francisco 49ers (1979-92), Kansas City Chiefs (1993-94)	6-2	195	Notre Dame
QB	Johnny Unitas	Baltimore Colts (1956-72), San Diego Chargers (1973)	6-1	195	Louisville
RB	Jim Brown	Cleveland Browns (1957-65)	6-2	232	Syracuse
RB	Marion Motley	Cleveland Browns (1946-53), Pittsburgh Steelers (1955)	6-1	238	Nevada-Reno
RB	Bronko Nagurski	Chicago Bears (1930-37, 1943)	6-2	225	Minnesota
RB	Walter Payton	Chicago Bears (1975-87)	5-10	202	Jackson State
RB	Gale Sayers	Chicago Bears (1965-71)	6-0	200	Kansas
RB	O.J. Simpson	Buffalo Bills (1969-77), San Francisco 49ers (1978-79)	6-1	212	Southern California
RB	Steve Van Buren	Philadelphia Eagles (1944-51)	6-1	200	Louisiana State
WR	Lance Alworth	San Diego Chargers (1962-70), Dallas Cowboys (1971-72)	6-0	184	Arkansas
WR	Raymond Berry	Baltimore Colts (1955-67)	6-2	187	Southern Methodist
WR	Don Hutson	Green Bay Packers (1935-45)	6-1	180	Alabama
WR	Jerry Rice	San Francisco 49ers (1985-2000), Oakland Raiders (2001-04), Seattle Seahawks (2004)	6-2	200	Miss. Valley State
TE	Mike Ditka	Chicago Bears (1961-66), Philadelphia Eagles (1967-68), Dallas Cowboys (1969-72)	6-3	225	Pittsburgh
TE	Kellen Winslow	San Diego Chargers (1979-87)	6-5	250	Missouri
T	Roosevelt Brown	New York Giants (1953-65)	6-3	255	Morgan State
T	Forrest Gregg	Green Bay Packers (1956, 1958-70)	6-4	250	Southern Methodist
T	Anthony Muñoz	Cincinnati Bengals (1980-92)	6-6	285	Southern California
G	John Hannah	New England Patriots (1973-85)	6-3	265	Alabama
G	Jim Parker	Baltimore Colts (1957-67)	6-3	273	Ohio State
G	Gene Upshaw	Oakland Raiders (1967-81)	6-5	255	Texas A&I
C	Mel Hein	New York Giants (1931-45)	6-2	225	Washington State
C	Mike Webster	Pittsburgh Steelers (1974-88), Kansas City Chiefs (1989-90)	6-2	250	Wisconsin
<b>DEFENSE</b>					
DE	David (Deacon) Jones	Los Angeles Rams (1961-71), San Diego Chargers (1972-73), Washington Redskins (1974)	6-5	250	Miss. Vocational-South Carolina St.
DE	Gino Marchetti	Dallas Texans (1952), Baltimore Colts (1953-64, 1966)	6-4	245	San Francisco
DE	Reggie White	Philadelphia Eagles (1985-92), Green Bay Packers (1993-1998), Carolina Panthers (2000)	6-5	290	Tennessee
DT	Joe Greene	Pittsburgh Steelers (1969-81)	6-4	260	North Texas State
DT	Bob Lilly	Dallas Cowboys (1961-74)	6-5	260	Texas Christian
DT	Merlin Olsen	Los Angeles Rams (1962-76)	6-5	270	Utah State
LB	Dick Butkus	Chicago Bears (1965-73)	6-3	245	Illinois
LB	Jack Ham	Pittsburgh Steelers (1971-82)	6-1	225	Penn State
LB	Ted Hendricks	Baltimore Colts (1969-73), Green Bay Packers (1974), Oakland/L.A. Raiders (1975-83)	6-7	235	Miami
LB	Jack Lambert	Pittsburgh Steelers (1974-84)	6-4	220	Kent State
LB	Willie Lanier	Kansas City Chiefs (1967-77)	6-1	245	Morgan State
LB	Ray Nitschke	Green Bay Packers (1958-72)	6-3	235	Illinois
LB	Lawrence Taylor	New York Giants (1981-93)	6-3	243	North Carolina
CB	Mel Blount	Pittsburgh Steelers (1970-83)	6-3	205	Southern
CB	Mike Haynes	New England Patriots (1976-82), Los Angeles Raiders (1983-89)	6-2	190	Arizona State
CB	Dick (Night Train) Lane	Los Angeles Rams (1952-53), Chicago Cardinals (1954-59), Detroit Lions (1960-65)	6-2	210	Scottsbluff JC
CB	Rod Woodson	Pittsburgh Steelers (1987-96), San Francisco 49ers (1997), Baltimore Ravens (1998-2001), Oakland Raiders (2002-2003)	6-0	200	Purdue
S	Ken Houston	Houston Oilers (1967-72), Washington Redskins (1973-80)	6-3	198	Prairie View A&M
S	Ronnie Lott	San Francisco 49ers (1981-90), Los Angeles Raiders (1991-92), New York Jets (1993-94)	6-0	200	Southern California
S	Larry Wilson	St. Louis Cardinals (1960-72)	6-0	190	Utah
<b>SPECIAL TEAMS</b>					
P	Ray Guy	Oakland/L.A. Raiders (1973-86)	6-3	190	Southern Mississippi
K	Jan Stenerud	Kansas City Chiefs (1967-79), Green Bay Packers (1980-83), Minnesota Vikings (1984-85)	6-2	190	Montana State
PR	Billy (White Shoes) Johnson	Houston Oilers (1974-80), Atlanta Falcons (1982-87), Washington Redskins (1988)	5-9	170	Widener
KR	Gale Sayers	Chicago Bears (1965-71)	6-0	200	Kansas



# ALL-TIME NFL TEAMS

## 75TH ANNIVERSARY ALL-TWO-WAY TEAM

### Positions

B	Sammy Baugh
Center	Chuck Bednarik
B	Earl (Dutch) Clark
Tackle	George Connor
Guard	Danny Fortmann
Center	Mel Hein
Tackle	Wilbur (Pete) Henry
End	Bill Hewitt
B	Clarke Hinkle
Tackle	Cal Hubbard
End	Don Hutson
Back	George McAfee
B	Marion Motley
Guard	George Musso
B	Bronko Nagurski
B	Ernie Nevers
End	Pete Pihos
Tackle	Joe Stydahar
B	Steve Van Buren

## 50TH ANNIVERSARY TEAM

*Chosen by the Hall of Fame Selection Committee in 1969.*

### Offense

Split End	Don Hutson
Tight End	John Mackey
Tackle	Cal Hubbard
Guard	Jerry Kramer
Center	Chuck Bednarik
Flanker	Elroy Hirsch
Quarterback	Johnny Unitas
Halfback	Jim Thorpe
Halfback	Gale Sayers
Fullback	Jim Brown
Kicker	Lou Groza

### Defense

End	Gino Marchetti
Tackle	Leo Nomellini
Linebacker	Ray Nitschke
Cornerback	Dick (Night Train) Lane
Safety	Emlen Tunnell

## 50TH ANNIVERSARY TEAM RUNNERS UP

*Chosen by the Hall of Fame Selection Committee in 1969.*

### Offense

Split End	Raymond Berry, Dante Lavelli
Tight End	Mike Ditka, Ron Kramer
Tackle	Forrest Gregg, Joe Stydahar
Guard	Danny Fortmann, Jim Parker
Center	Mel Hein, Alex Wojciechowicz
Flanker	Boyd Dowler, Lenny Moore
Quarterback	Sammy Baugh, Norm Van Brocklin
Halfback	Red Grange, Hugh McElhenny
Fullback	Bronko Nagurski, Joe Perry
Kicker	Ernie Nevers, Ken Strong

### Defense

End	Len Ford, Deacon Jones
Tackle	Art Donovan, Ernie Stautner
Linebacker	Joe Schmidt, Bulldog Turner
Cornerback	Herb Adderley, Jack Butler
Safety	Jack Christiansen, Larry Wilson

## SUPER BOWL SILVER ANNIVERSARY TEAM

*Chosen by the fans in 1990 prior to Super Bowl XXV.*

### Head Coach

Vince Lombardi

### Offense

Quarterback	Joe Montana
Running Back	Franco Harris
Running Back	Larry Csonka
Wide Receiver	Lynn Swann
Wide Receiver	Jerry Rice
Tight End	Dave Casper
Tackle	Art Shell
Tackle	Forrest Gregg
Guard	Gene Upshaw
Guard	Jerry Kramer
Center	Mike Webster

### Defense

Defensive End	L.C. Greenwood
Defensive End	Ed (Too Tall) Jones
Defensive Tackle	Joe Greene
Defensive Tackle	Randy White
Inside Linebacker	Jack Lambert
Inside Linebacker	Mike Singletary
Outside Linebacker	Jack Ham
Outside Linebacker	Ted Hendricks
Cornerback	Ronnie Lott
Cornerback	Mel Blount
Safety	Donnie Shell
Safety	Willie Wood

### Special Teams

Punter	Ray Guy
Kicker	Jan Stenerud
Kick Returner	John Taylor

## SUPER BOWL 50 GOLDEN TEAM

*Chosen by the Hall of Fame Selection Committee prior to Super Bowl 50.*

### Head Coach

Chuck Noll

### Offense

Quarterback	Joe Montana
Running Back	Franco Harris
Running Back	Emmitt Smith
Wide Receiver	Jerry Rice
Wide Receiver	Lynn Swann
Tight End	Jay Novacek
Tackle	Art Shell
Tackle	Forrest Gregg
Guard	Gene Upshaw
Guard	Larry Allen
Center	Mike Webster

### Defense

Defensive End	Reggie White
Defensive End	Charles Haley
Defensive Tackle	Joe Greene
Defensive Tackle	Randy White
Inside Linebacker	Jack Lambert
Inside Linebacker	Ray Lewis
Outside Linebacker	Lawrence Taylor
Outside Linebacker	Jack Ham
Cornerback	Mel Blount
Cornerback	Deion Sanders
Safety	Ronnie Lott
Safety	Jake Scott

### Special Teams

Punter	Ray Guy
Kicker	Adam Vinatieri
Kick Returner	Desmond Howard

## ALL-TIME NFL TEAMS

*All-Decade teams chosen by the Hall of Fame Selection Committee members.*

### 1920s ALL-DECADE TEAM

End Guy Chamberlin  
 End Lavern Dilweg  
 End George Halas  
 Tackle Ed Healey  
 Tackle Wilbur (Pete) Henry  
 Tackle Cal Hubbard  
 Tackle Steve Owen  
 Guard Hunk Anderson  
 Guard Walt Kiesling  
 Guard Mike Michalske  
 Center George Trafton  
 Quarterback Jimmy Conzelman  
 Quarterback John (Paddy) Driscoll  
 Halfback Harold (Red) Grange  
 Halfback Joe Guyon  
 Halfback Earl (Curly) Lambeau  
 Halfback Jim Thorpe  
 Fullback Ernie Nevers

### 1930s ALL-DECADE TEAM

End Bill Hewitt  
 End Don Hutson  
 End Wayne Millner  
 End Gaynell Tinsley  
 Tackle George Christensen  
 Tackle Frank Cope  
 Tackle Glen (Turk) Edwards  
 Tackle Bill Lee  
 Tackle Joe Stydahar  
 Guard Grover (Ox) Emerson  
 Guard Dan Fortmann  
 Guard Charles (Buckets) Goldenberg  
 Guard Russ Letlow  
 Center Mel Hein  
 Center George Svendsen  
 Quarterback Earl (Dutch) Clark  
 Quarterback Arnie Herber  
 Quarterback Cecil Isbell  
 Halfback Cliff Battles  
 Halfback Johnny (Blood) McNally  
 Halfback Beattie Feathers  
 Halfback Alphonse (Tuffy) Leemans  
 Halfback Ken Strong  
 Fullback Clarke Hinkle  
 Fullback Bronko Nagurski

### 1940s ALL-DECADE TEAM

End Jim Benton  
 End Jack Ferrante  
 End Ken Kavanaugh  
 End Dante Lavelli  
 End Pete Pihos  
 End Mac Speedie  
 End Ed Sprinkle  
 Tackle Al Blozis  
 Tackle George Connor  
 Tackle Frank (Bucko) Kilroy  
 Tackle Buford (Baby) Ray  
 Tackle Vic Sears  
 Tackle Al Wistert  
 Guard Bruno Banducci  
 Guard Bill Edwards  
 Guard Garrard (Buster) Ramsey  
 Guard Bill Willis  
 Guard Len Younce  
 Guard Charley Brock  
 Center Clyde (Bulldog) Turner  
 Center Alex Wojciechowicz  
 Quarterback Sammy Baugh  
 Quarterback Sid Luckman  
 Quarterback Bob Waterfield  
 Halfback Tony Canadeo  
 Halfback Bill Dudley  
 Halfback George McAfee  
 Halfback Charley Trippi  
 Halfback Steve Van Buren  
 Halfback Byron (Whizzer) White  
 Fullback Pat Harder  
 Fullback Marion Motley  
 Fullback Bill Osmanski

### 1950s ALL-DECADE TEAM

#### Offense

End Raymond Berry  
 End Tom Fears  
 End Bobby Walston  
 Halfback-End Elroy (Crazylegs) Hirsch  
 Tackle Roosevelt Brown  
 Tackle Bob St. Clair  
 Guard Dick Barwegan  
 Guard Jim Parker  
 Guard Dick Stanfel  
 Center Chuck Bednarik  
 Quarterback Otto Graham  
 Quarterback Bobby Layne  
 Quarterback Norm Van Brocklin  
 Halfback Frank Gifford  
 Halfback Ollie Matson  
 Halfback Hugh McElhenny  
 Halfback Lenny Moore  
 Fullback Alan Ameche  
 Fullback Joe Perry  
 Kicker Lou Groza

#### Defense

End Len Ford  
 End Gino Marchetti  
 Tackle Art Donovan  
 Tackle Leo Nomellini  
 Tackle Ernie Stautner  
 Linebacker Joe Fortunato  
 Linebacker Bill George  
 Linebacker Sam Huff  
 Linebacker Joe Schmidt  
 Halfback Jack Butler  
 Halfback Dick (Night Train) Lane  
 Safety Jack Christiansen  
 Safety Yale Lary  
 Safety Emlen Tunnell

# ALL-TIME NFL TEAMS

## 1960s ALL-DECADE TEAM

### Offense

Split End	Del Shofner
Split End	Charley Taylor
Flanker	Gary Collins
Flanker	Boyd Dowler
Tight End	John Mackey
Tackle	Bob Brown
Tackle	Forrest Gregg
Tackle	Ralph Neely
Guard	Gene Hickerson
Guard	Jerry Kramer
Guard	Howard Mudd
Center	Jim Ringo
Quarterback	Sonny Jurgensen
Quarterback	Bart Starr
Quarterback	Johnny Unitas
Halfback	John David Crow
Halfback	Paul Hornung
Halfback	Leroy Kelly
Halfback	Gale Sayers
Fullback	Jim Brown
Fullback	Jim Taylor
Kicker	Jim Bakken

### Defense

End	Doug Atkins
End	Willie Davis
End	David (Deacon) Jones
Tackle	Alex Karras
Tackle	Bob Lilly
Tackle	Merlin Olsen
Linebacker	Dick Butkus
Linebacker	Larry Morris
Linebacker	Ray Nitschke
Linebacker	Tommy Nobis
Linebacker	Dave Robinson
Cornerback	Herb Adderley
Cornerback	Lem Barney
Cornerback	Bobby Boyd
Safety	Eddie Meador
Safety	Larry Wilson
Safety	Willie Wood
Punter	Don Chandler

## 1970s ALL-DECADE TEAM

### Offense

Wide Receiver	Harold Carmichael
Wide Receiver	Drew Pearson
Wide Receiver	Lynn Swann
Wide Receiver	Paul Warfield
Tight End	Dave Casper
Tight End	Charlie Sanders
Tackle	Dan Dierdorf
Tackle	Art Shell
Tackle	Rayfield Wright
Tackle	Ron Yary
Guard	Joe DeLamielleure
Guard	John Hannah
Guard	Larry Little
Guard	Gene Upshaw
Center	Jim Langer
Center	Mike Webster
Quarterback	Terry Bradshaw
Quarterback	Ken Stabler
Quarterback	Roger Staubach
Running Back	Earl Campbell
Running Back	Franco Harris
Running Back	Walter Payton
Running Back	O.J. Simpson
Kicker	Garo Yepremian

### Defense

End	Carl Eller
End	L.C. Greenwood
End	Harvey Martin
End	Jack Youngblood
Tackle	Joe Greene
Tackle	Bob Lilly
Tackle	Merlin Olsen
Tackle	Alan Page
Linebacker	Bobby Bell
Linebacker	Robert Brazile
Linebacker	Dick Butkus
Linebacker	Jack Ham
Linebacker	Ted Hendricks
Linebacker	Jack Lambert
Cornerback	Willie Brown
Cornerback	Jimmy Johnson
Cornerback	Roger Wehrli
Cornerback	Louis Wright
Safety	Dick Anderson
Safety	Cliff Harris
Safety	Ken Houston
Safety	Larry Wilson
Punter	Ray Guy

### Specialists

Kick Returner	Rick Upchurch
Kick Returner	Billy (White Shoes) Johnson
Coach	Don Shula
Coach	Chuck Noll

## 1980s ALL-DECADE TEAM

### Offense

Wide Receiver	Jerry Rice
Wide Receiver	Steve Largent
Wide Receiver	James Lofton
Wide Receiver	Art Monk
Tight End	Kellen Winslow
Tight End	Ozzie Newsome
Tackle	Anthony Munoz
Tackle	Jim Covert
Tackle	Gary Zimmerman
Tackle	Joe Jacoby
Guard	John Hannah
Guard	Russ Grimm
Guard	Bill Fralic
Guard	Mike Munchak
Center	Dwight Stephenson
Center	Mike Webster
Quarterback	Joe Montana
Quarterback	Dan Fouts
Running Back	Walter Payton
Running Back	Eric Dickerson
Running Back	Roger Craig
Running Back	John Riggins

### Defense

End	Reggie White
End	Howie Long
End	Lee Roy Selmon
End	Bruce Smith
Tackle	Randy White
Tackle	Dan Hampton
Tackle	Keith Millard
Tackle	Dave Butz
Linebacker	Mike Singletary
Linebacker	Lawrence Taylor
Linebacker	Ted Hendricks
Linebacker	Jack Lambert
Linebacker	Andre Tippett
Linebacker	John Anderson
Linebacker	Carl Banks
Cornerback	Mike Haynes
Cornerback	Mel Blount
Cornerback	Frank Minnifield
Cornerback	Lester Hayes
Safety	Ronnie Lott
Safety	Kenny Easley
Safety	Deron Cherry
Safety	Joey Browner
Safety	Nolan Cromwell

### Specialists

Punter	Sean Landeta
Punter	Reggie Roby
Kicker	Morten Andersen
Kicker	Gary Anderson
Kicker	Eddie Murray
Punt Returner	Billy (White Shoes) Johnson
Punt Returner	John Taylor
Kick Returner	Mike Nelms
Kick Returner	Rick Upchurch

Coach	Bill Walsh
Coach	Chuck Noll

# ALL-TIME NFL TEAMS

## 1990s ALL-DECADE TEAM

### Offense

Wide Receiver	Cris Carter
Wide Receiver	Jerry Rice
Wide Receiver	Tim Brown
Wide Receiver	Michael Irvin
Tight End	Shannon Sharpe
Tight End	Ben Coates
Tackle	William Roaf
Tackle	Gary Zimmerman
Tackle	Tony Boselli
Tackle	Richmond Webb
Guard	Bruce Matthews
Guard	Randall McDaniel
Guard	Larry Allen
Guard	Steve Wisniewski
Center	Dermontti Dawson
Center	Mark Stepnoski
Quarterback	John Elway
Quarterback	Brett Favre
Running Back	Barry Sanders
Running Back	Emmitt Smith
Running Back	Terrell Davis
Running Back	Thurman Thomas

### Defense

End	Bruce Smith
End	Reggie White
End	Chris Doleman
End	Neil Smith
Tackle	Cortez Kennedy
Tackle	John Randle
Tackle	Warren Sapp
Tackle	Bryant Young
Linebacker	Kevin Greene
Linebacker	Junior Seau
Linebacker	Derrick Thomas
Linebacker	Cornelius Bennett
Linebacker	Hardy Nickerson
Linebacker	Levon Kirkland
Cornerback	Deion Sanders
Cornerback	Rod Woodson
Cornerback	Darrell Green
Cornerback	Aeneas Williams
Safety	Steve Atwater
Safety	LeRoy Butler
Safety	Carnell Lake
Safety	Ronnie Lott

### Specialists

Punter	Darren Bennett
Punter	Sean Landeta
Kicker	Morten Andersen
Kicker	Gary Anderson
Punt Returner	Deion Sanders
Punt Returner	Mel Gray
Kick Returner	Michael Bates
Kick Returner	Mel Gray
Coach	Bill Parcells
Coach	Marv Levy

## 2000s ALL-DECADE TEAM

### Offense

Wide Receiver	Randy Moss
Wide Receiver	Marvin Harrison
Wide Receiver	Terrell Owens
Wide Receiver	Torry Holt
Tight End	Tony Gonzalez
Tight End	Antonio Gates
Tackle	Walter Jones
Tackle	Jonathan Ogden
Tackle	Orlando Pace
Tackle	William Roaf
Guard	Alan Faneca
Guard	Steve Hutchinson
Guard	Will Shields
Guard	Larry Allen
Center	Kevin Mawae
Center	Olin Kreutz
Quarterback	Tom Brady
Quarterback	Peyton Manning
Running Back	LaDainian Tomlinson
Running Back	Edgerrin James
Running Back	Jamal Lewis
Running Back	Shaun Alexander
Fullback	Lorenzo Neal

### Defense

End	Dwight Freeney
End	Michael Strahan
End	Jason Taylor
End	Julius Peppers
Tackle	Richard Seymour
Tackle	Warren Sapp
Tackle	Kevin Williams
Tackle	La'Roi Glover
Linebacker	Ray Lewis
Linebacker	Derrick Brooks
Linebacker	Brian Urlacher
Linebacker	Joey Porter
Linebacker	Zach Thomas
Linebacker	DeMarcus Ware
Cornerback	Champ Bailey
Cornerback	Charles Woodson
Cornerback	Ronde Barber
Cornerback	Ty Law
Safety	Ed Reed
Safety	Brian Dawkins
Safety	Troy Polamalu
Safety	Darren Sharper

### Specialists

Punter	Shane Lechler
Punter	Brian Moorman
Kicker	Adam Vinatieri
Kicker	David Akers
Punt Returner	Dante Hall
Punt Returner	Devin Hester
Kick Returner	Joshua Cribbs
Kick Returner	Dante Hall
Coach	Bill Belichick
Coach	Tony Dungy

## 2010s ALL-DECADE TEAM

### Offense

Wide Receiver	Antonio Brown
Wide Receiver	Larry Fitzgerald
Wide Receiver	Calvin Johnson
Wide Receiver	Julio Jones
Tight End	Rob Gronkowski
Tight End	Travis Kelce
Tackle	Jason Peters
Tackle	Tyron Smith
Tackle	Joe Staley
Tackle	Joe Thomas
Guard	Jahri Evans
Guard	Logan Mankins
Guard	Zack Martin
Guard	Marshal Yanda
Center	Alex Mack
Center	Maurkice Pouncey
Quarterback	Tom Brady
Quarterback	Aaron Rodgers
Running Back	Frank Gore
Running Back	Marshawn Lynch
Running Back	LeSean McCoy
Running Back	Adrian Peterson
Flex	Darren Spoles

### Defense

End	Calais Campbell
End	Cameron Jordan
End	Julius Peppers
End	J.J. Watt
Tackle	Geno Atkins
Tackle	Fletcher Cox
Tackle	Aaron Donald
Tackle	Ndamukong Suh
Linebacker	Chandler Jones
Linebacker	Luke Kuechly
Linebacker	Khalil Mack
Linebacker	Von Miller
Linebacker	Bobby Wagner
Linebacker	Patrick Willis
Cornerback	Patrick Peterson
Cornerback	Darrelle Revis
Cornerback	Richard Sherman
Safety	Eric Berry
Safety	Earl Thomas
Safety	Eric Weddle
Defensive Back	Chris Harris
Defensive Back	Tyrann Mathieu

### Specialists

Punter	Johnny Hekker
Punter	Shane Lechler
Kicker	Stephen Gostkowski
Kicker	Justin Tucker
Punt Returner	Tyreek Hill
Punt Returner	Darren Sproles
Kick Returner	Devin Hester
Kick Returner	Cordarrelle Patterson
Coach	Bill Belichick
Coach	Pete Carroll

## ALL-TIME NFL TEAMS

### ALL-TIME AFL TEAM

*Chosen by 1969 AFL Hall of Fame Selection Committee members.*

#### Offense

Flanker	Lance Alworth
End	Don Maynard
Tight End	Fred Arbanas
Tackle	Ron Mix
Tackle	Jim Tyrer
Guard	Ed Budde
Guard	Billy Shaw
Center	Jim Otto
Quarterback	Joe Namath
Running Back	Clem Daniels
Running Back	Paul Lowe

#### Defense

End	Jerry Mays
End	Gerry Philbin
Tackle	Houston Antwine
Tackle	Tom Sestak
Linebacker	Bobby Bell
Linebacker	George Webster
Linebacker	Nick Buoniconti
Cornerback	Willie Brown
Cornerback	Dave Grayson
Safety	Johnny Robinson
Safety	George Saines

#### Special Teams

Kicker	George Blanda
Punter	Jerrel Wilson

### ALL-TIME NFL TEAM

*Chosen by members of the Hall of Fame Selection Committee in 2000 for the book NFL's Greatest.*

#### Offense

Wide Receiver	Don Hutson
Wide Receiver	Jerry Rice
Tight End	John Mackey
Tackle	Roosevelt Brown
Tackle	Anthony Muñoz
Guard	John Hannah
Guard	Jim Parker
Center	Mike Webster
Quarterback	Johnny Unitas
Running Back	Jim Brown
Running Back	Walter Payton

#### Defense

End	Deacon Jones
End	Reggie White
Tackle	Joe Greene
Tackle	Bob Lilly
Middle Linebacker	Dick Butkus
Outside Linebacker	Jack Ham
Outside Linebacker	Lawrence Taylor
Cornerback	Mel Blount
Cornerback	Dick (Night Train) Lane
Safety	Ronnie Lott
Safety	Larry Wilson

#### Special Teams

Kicker	Jan Stenerud
Punter	Ray Guy
Kick Returner	Gale Sayers
Punt Returner	Deion Sanders
Special Teams	Steve Tasker

### AFL-NFL 1960-1984 ALL-STAR TEAM

*Chosen by the Hall of Fame Selection Committee in 1985.*

#### Offense

Quarterback	Johnny Unitas
Running Back	Jim Brown
Running Back	O.J. Simpson
Wide Receiver	Lance Alworth
Wide Receiver	Raymond Berry
Tight End	Kellen Winslow
Tackle	Forrest Gregg
Tackle	Ron Mix
Guard	Jim Parker
Guard	John Hannah
Center	Jim Otto

#### Defense

End	Gino Marchetti
End	Willie Davis
Tackle	Bob Lilly
Tackle	Merlin Olsen
Linebacker	Dick Butkus
Linebacker	Jack Lambert
Linebacker	Ray Nitschke
Cornerback	Willie Brown
Cornerback	Dick (Night Train) Lane
Safety	Larry Wilson
Safety	Yale Lary

#### Special Teams

Punter	Ray Guy
Kicker	Jan Stenerud
Kick Returner	Gale Sayers
Kick Returner	Rick Upchurch

Coach	Don Shula
Coach	Vince Lombardi

## DIGEST OF RULES

### NFL DIGEST OF RULES

This Digest of Rules of the National Football League has been prepared to aid players, fans, and members of the press, radio, and television media in their understanding of the game.

It is not meant to be a substitute for the official rule book. In any case of conflict between these explanations and the official rules, the rules always have precedence.

In order to coordinate the information in this digest, the topics discussed generally follow the order of the rule book.

### OFFICIALS' JURISDICTIONS, POSITIONS, AND DUTIES

**Referee**—General oversight and control of game. Gives signals for all fouls and is final authority for rule interpretations. Takes position in backfield 10 to 12 yards behind line of scrimmage, favors right side (if quarterback is right-handed passer). Determines legality of snap, observes deep back(s) for legal motion. On running plays, observes quarterback during and after handoff, remains with him until action has cleared away, then proceeds downfield, checking on runner and contact behind him. When runner is downed, Referee determines forward progress from wing official and, if necessary, adjusts final position of ball.

On pass plays, drops back as quarterback begins to fade back, picks up legality of tackle on Head Linesman's side. Changes to complete concentration on quarterback as defenders approach. Primarily responsible to rule on possible roughing action on passer and if ball becomes loose, rules whether ball is free on fumble or dead on incomplete pass. Shares responsibility with Umpire, Linesman, and Line Judge on intentional grounding.

During kicking situations, Referee has primary responsibility to rule on kicker's actions and whether or not any subsequent contact by defender is legal. During punt plays, Referee's position is parallel to kicker and wide. Referee will announce on microphone when each period is ended, penalties, charged team time out, plays under review, and when two-minute warning for each half is reached.

**Umpire**—Primary responsibilities are to rule on players' conduct and actions on scrimmage line, as well as check on their equipment. Lines up approximately 12 yards in offensive backfield opposite Referee. Position will be one to two yards outside normal tight end position. Looks for possible false start by offensive linemen. Observes legality of contact by both offensive linemen while blocking and by defensive players while they attempt to ward off blockers. Is prepared to call rule infractions if they occur on offense or defense. If offensive linemen indicate screen pass is to be attempted, Umpire shifts attention toward screen side, picks up potential receiver in order to insure that he will legally be permitted to run his pattern and continues to rule on action of blockers. On field goal and try-kick attempts, will become second umpire with Side Judge.

**Down Judge**—Primarily responsible for ruling on offside, encroachment, and actions pertaining to scrimmage line prior to or at snap. Takes position straddling the line of scrimmage. On pass plays, Down Judge is responsible to clear receiver approximately seven yards downfield while moving to point five yards beyond line. Down Judge's secondary responsibility is to rule on any illegal action taken by defenders on any delay receiver moving downfield. Has full responsibility for ruling on sideline plays, e.g., pass receiver or runner in or out of bounds. Together with Referee, Down Judge is responsible for keeping track of number of downs and is in charge of mechanics of chain crew in connection with its duties.

Down Judge must be prepared to assist in determining forward progress by a runner on play directed toward middle or into near side zone, and then signal Referee or Umpire what forward point ball has reached. Down Judge is also responsible to rule on legality of action involving any receiver who approaches near zone. Responsible for pass interference when infraction occurs and is to rule on legality of blockers and defenders on plays involving ball carriers, whether it is entirely a running play, a combination pass and run, or a play involving a kick. Also assists referee with intentional grounding.

**Line Judge**—Straddles line of scrimmage on side of field opposite Linesman. Along with Linesman is responsible for offside, encroachment, and actions pertaining to scrimmage line prior to or at snap. Line Judge keys on closest setback on near side of field. Line Judge is to observe receiver until he moves at least seven yards downfield. Line Judge then moves toward backfield side, being especially alert to rule on any back in motion and on flight of ball when pass is made (must rule whether forward or backward). Line Judge has primary responsibility to rule whether or not passer is behind or beyond line of scrimmage when pass is made. Also assists in observing actions by blockers and defenders who are on near side of field.

During punting situations, Line Judge remains at line of scrimmage to be sure that only end men move downfield until kick has been made. Also rules whether or not kick crossed line and then observes action by members of kicking team who are moving downfield to cover kick.

**Field Judge**—Operates on same side of field as Line Judge, 20 yards deep. Keys on widest receiver on near side. Concentrates on path of end or back, observing legality of his potential block(s) or of actions taken against him. Is prepared to rule from deep position on holding or illegal use of hands by end or back or on defensive infractions committed by player guarding him. Has primary responsibility to make decisions involving sideline on near side of field, e.g., pass receiver or runner in or out of bounds.

Field Judge makes decisions involving catching, recovery, or illegal touching of a loose ball beyond line of scrimmage. Rules on plays involving pass receiver, including legality of catch or pass interference. Assists in covering actions of runner, including blocks by teammates and that of defenders. Rules on blocking during punt returns and, together with Back Judge, rules whether or not field goal and try-kick attempts are successful.

**Side Judge**—Operates on same side of field as Down Judge, 20 yards deep. Keeps time of game as backup for official clock operator. However, should official clock malfunction or be operated improperly, time kept by Side Judge is official. Concentrates on path of this receiver, observing legality of his potential block(s) or of actions taken against him. Is prepared to rule from deep position on holding or illegal use of hands by receiver or on defensive infractions committed by player defending him. Has primary responsibility to make decisions involving sideline on near side of field, e.g., pass receiver or runner in or out of bounds. Side Judge will advise Referee when time has expired at end of each period.

Side Judge makes decisions involving catching, recovery, or illegal touching of loose ball beyond line of scrimmage. Rules on plays involving pass receiver, including legality of catch or pass interference. Assists in covering actions of runner, including blocks by teammates and that of defenders and rules on blocking during punt returns. On field goals and try-kick attempts, becomes second umpire.

**Back Judge**—Takes position 25 yards downfield. In general, favors tight end's side of field. Usually keys on tight end, concentrates on his path and observes legality of tight end's potential block(s) or of actions taken against him. Is prepared to rule from deep position on holding or illegal use of hands by end or back or on defensive infractions committed by player defending him.

Back Judge times interval between plays on 40/25-second clock plus intermission between two periods of each half. Makes decisions involving catching, recovery, or illegal touching of loose ball beyond line of scrimmage. Is responsible to rule on plays involving end line. Calls pass interference, fair-catch infractions, and blocking during kick returns and, together with Field Judge, rules whether or not field goal and try-kick attempts are successful.

### DEFINITIONS

1. **Chucking:** Warding off an opponent who is in front of a defender by contacting him with a quick extension of arm or arms, followed by the return of arm(s) to a flexed position, thereby breaking the original contact.
2. **Clipping:** Throwing the body across the back of an opponent's

- leg or hitting him from the back below the waist after approaching him from behind unless the opponent is a runner or the contact is above the knee in close-line play.
3. **Close-Line Play:** The area between the positions normally occupied by the offensive tackles, extending three yards on each side of the line of scrimmage. It is legal to clip above the knee in close line play, provided the blocker was not lined up more than one position from a defender who is responding to the flow of the play away from him.
  4. **Crackback:** Offensive players who take or move to a position more than two yards laterally outside an offensive tackle, or a player who is in motion at the snap, may not block an opponent below the waist if the blocker is moving toward the position where the ball was snapped from. The recipient of a crackback block is also considered a defenseless player and is protected from hits to the body with the crown or forehead/hairline parts of the helmet and hits to the head or neck area.
  5. **Dead Ball:** Ball not in play.
  6. **Double Foul:** A foul by each team during the same down.
  7. **Down:** The period of action that starts when the ball is put in play and ends when it is dead.
  8. **Encroachment:** When a defensive player enters the neutral zone and makes contact with an opponent before the ball is snapped.
  9. **Fair Catch:** An unhindered catch of a kick by a member of the receiving team who must raise one arm a full length above his head and wave his arm from side to side while the kick is in flight.
  10. **Foul:** Any violation of a playing rule.
  11. **Free Kick:** A kickoff or safety kick that puts the ball in play to start a free kick down. A kickoff puts the ball in play at the start of each half, after a try, and after a successful field goal. A dropkick or placekick may be used for a kickoff. A safety kick puts the ball in play after a safety. A placekick, dropkick, or punt may be used for a safety kick. A tee cannot be used on a safety kick.
  12. **Fumble:** The unintentional loss of player possession of the ball.
  13. **Game Clock:** Scoreboard game clock.
  14. **Impetus:** The action of a player that gives momentum to the ball and sends it into the end zone.
  15. **Live Ball:** A ball legally free-kicked or snapped. It continues in play until the down ends.
  16. **Loose Ball:** A live ball not in possession of any player.
  17. **Muff:** The touching of a loose ball by a player in an unsuccessful attempt to obtain possession.
  18. **Neutral Zone:** The space between the forward and backward points of the ball. The offensive team and defensive team must remain behind the line of scrimmage. Exception: The offensive player who snaps the ball.
  19. **Offside:** A player is offside when any part of his body is beyond the scrimmage or free kick line when the ball is snapped or kicked. Exception: Snapper, holder of placekick, or kicker.
  20. **Overtime:** The continuation of a tied preseason, regular season, or postseason game in order to decide a winner. Each team must have the opportunity to possess the ball, unless a touchdown or safety is scored on the opening possession by either team in a regular-season game.
  21. **Own Goal:** The goal a team is defending.
  22. **Play Clock:** 40/25-second clock.
  23. **Pocket Area:** Applies to the area normally occupied by the offensive tackles. Pocket extends longitudinally behind line back to offensive team's own end line. The definition of the pocket area is for every play that covers intentional grounding, illegal contact and an illegal cut block.
  24. **Possession of a Pass:** To gain possession of a loose ball that has been caught, intercepted, or recovered, a player (a) must have complete control of the ball with his hands or arms and (b) have both feet or any other part of his body, other than his hands, completely on the ground inbounds, and, after (a) and (b) have been fulfilled, perform any act common to the game (e.g., tuck the ball away, extend it towards or over the goal line or the line to gain, take an additional step, turn upfield, or avoid or ward off an

- opponent). It is not necessary that he commit such act, provided that he maintains control of the ball long enough to do so. This rule applies in the field of play, at the sideline, and in end zone.
25. **Post-Possession Foul:** A foul by the receiving team that occurs after a ball is legally kicked from scrimmage but before the receiving team establishes possession. The ball must cross the line of scrimmage and the receiving team must possess and keep the ball throughout the down.
  26. **Punt:** A kick made when a player drops the ball and kicks it while it is in flight.
  27. **Safety:** The situation in which the ball is dead on or behind a team's own goal line if the impetus comes from a player on that team. Two points are scored for the opposing team.
  28. **Shift:** The movement of two or more offensive players at the same time before the snap.
  29. **Striking:** The act of swinging, clubbing, or propelling the arm or forearm in contacting an opponent.
  30. **Touchback:** When a ball is dead on or behind a team's own goal line, provided the impetus came from an opponent and provided it is not a touchdown or a missed field goal attempt when the ball was kicked outside the 20-yard line.
  31. **Touchdown:** When any part of the ball, legally in possession of a player inbounds, breaks the plane of the opponent's goal line, provided it is not a touchback.
  32. **Unsportsmanlike Conduct:** Any act contrary to the generally understood principles of sportsmanship.

## SUMMARY OF PENALTIES

### Automatic First Down

1. Awarded to offensive team on all defensive fouls with these exceptions:
  - (a) Offside
  - (b) Encroachment
  - (c) Delay of game
  - (d) Illegal substitution
  - (e) Excessive time out(s)
  - (f) Neutral zone infraction
  - (g) Running into the kicker
  - (h) More than 11 players on the field at the snap or in the formation
  - (i) Illegal formation—defense

### Five Yards

1. Defensive holding or defensive illegal use of hands (automatic first down)
2. Delay of game (offense or defense)
3. Delay of Kickoff
4. Encroachment
5. Excessive time outs
6. False start
7. Illegal formation (offense or defense)
8. Illegal shift
9. Illegal motion
10. Illegal substitution
11. Invalid fair catch signal
12. More than 11 players on the field at the snap or in the formation for either team
13. Offside
14. Running into kicker
15. Player out of bounds at snap
16. Ineligible member(s) of kicking team going beyond line of scrimmage before ball is kicked
17. Failure to report change of eligibility
18. Neutral zone infraction
19. Ineligible player downfield during passing down
20. Forward pass touched intentionally or is caught by an originally ineligible player
21. Kicking-team player voluntarily out of bounds during a punt
22. Twelve men in huddle.

## DIGEST OF RULES

### Ten Yards

1. Offensive pass interference
2. Holding, illegal use of hands, arms, or body by offense
3. Tripping by a member of either team
4. Aiding the runner by pulling him forward
5. Illegal batting or punching a loose ball
6. Illegal block above the waist

### Fifteen Yards

1. Chop block
2. Clipping
3. Fair catch interference
4. Illegal crackback block by offense
5. Late hit
6. Roughing the kicker
7. Roughing the passer
8. Twisting, turning, pulling, or controlling an opponent by the face mask
9. Unnecessary roughness
10. Unsportsmanlike conduct
11. Delay of game at start of either half
12. Illegal low block
13. Illegal hit on a defenseless player
14. Illegal use of helmet
15. A punter, placekicker, or holder who simulates being roughed by a defensive player
16. Leaping
17. Leverage
18. Any player who removes his helmet after a play while on the field
19. Taunting
20. Illegal peel back block
21. Illegal cut
22. Illegal blindside block

### Loss of Down

Forward pass is first touched by eligible receiver who has gone out of bounds and returned.

### Five Yards and Loss of Down (Combination Penalty)

1. Forward pass thrown from beyond line of scrimmage.
2. Second forward pass from behind the line.
3. Forward pass thrown from behind line of scrimmage after ball has been beyond it.

### Ten Yards and Loss of Down (Combination Penalty)

1. Intentional grounding of forward pass (safety if passer is in own end zone). If foul occurs more than 10 yards behind line or more than half the distance to the goal line, play results in a loss of down at spot of foul.
2. Illegally batting or kicking a loose ball.

### Fifteen Yards and Loss of Coin Toss Option

1. Team's late arrival on the field prior to scheduled kickoff.
2. Captains not appearing for coin toss.

### Fifteen Yards (and disqualification if flagrant)

1. Striking an opponent with fist.
2. Kicking or kneeling opponent.
3. Striking opponent to head or neck with forearm, elbow, or hands whether or not the initial contact is made below the neck area.
4. Roughing kicker.
5. Roughing passer.
6. Malicious unnecessary roughness.
7. Unsportsmanlike conduct.
8. Palpably unfair act (distance penalty determined by the Referee after consultation with other officials).

### Fifteen Yards and Automatic Disqualification

1. Using a helmet (not worn) as a weapon.
2. Striking or purposely shoving a game official.

### Suspension From Game For One Down

Illegal equipment (Player may return after one down when legally equipped).

### Touchdown Awarded (Palpably Unfair Act)

When Referee determines a palpably unfair act deprived a team of a touchdown (Example: Player comes off bench and tackles runner apparently en route to touchdown)

### FIELD

1. Sidelines and end lines are out of bounds. The goal line is actually in the end zone. A player with the ball in his possession scores when the ball breaks the plane of the opponent's goal line.
2. The field is rimmed by a white border, six feet wide, along the sidelines. All of this is out of bounds.
3. The hash marks (inbound lines) are 70 feet, nine inches from each sideline.
4. Goal posts must be single-standard type, offset from the end line and painted saturn yellow or lime yellow. The goal posts must be 18 feet, six inches wide and the top face of the crossbar must be 10 feet above the ground. Vertical posts extend at least 30 feet above the crossbar. A ribbon 4" by 42" long is to be attached to the top of each post. The actual goal is the plane extending indefinitely above the crossbar and between the outer edges of the posts.
5. The field is 360 feet long and 160 feet wide. The end zones are 30 feet deep. The line used in try attempts is 2 yards out from the goal line.
6. Chain crew members and ball boys must be uniformly identifiable.
7. All clubs must use standardized sideline markers. Pylons must be used for goal line and end line markings.
8. End zone markers and club identification at 50-yard line must be approved by the Commissioner to avoid any confusion as to delineation of goal lines, sidelines and end lines.
9. The playing surface must be a League-approved shade of green.

### BALL

Each team will make 24 (12 primary and 12 back-up) approved footballs available for all games. In addition, six (6) specially marked balls only for kicking plays will be available in all stadiums.

### COIN TOSS

1. The toss of coin will take place within three minutes of kickoff in the center of the field. The toss will be called by the visiting captain before the coin is flipped. Unless the winner of the toss defers his choice to the second half, he must choose one of two privileges and the loser is given the other: The two privileges are:

- (a) Receive or kick
- (b) Goal his team will defend

2. Immediately prior to start of second half, the captains of both teams must inform the officials of their respective choices. The loser of the original coin toss gets first choice.

### TIMING

1. The stadium game clock is official. In case it stops or is operating incorrectly, Side Judge takes over the official timing on the field.
2. Each period is 15 minutes. The intermission between the periods is two minutes. Halftime is 13 minutes, unless otherwise specified.
3. On charged team time outs, the Back Judge starts watch and blows whistle after 2 minutes and 20 seconds, unless television does not utilize the time for commercial. In this case the length of the time out is reduced to 30 seconds.
4. Referee may allow necessary time to attend to an injured player or repair legal player equipment.
5. Each team is allowed three time outs each half.
6. Time between plays will be 40 seconds from the end of a given play until the snap of the ball for the next play, or a 25-second interval after certain administrative stoppages and game delays.



- If the Play Clock is stopped prior to the snap for any reason while time is in, after the stoppage has concluded, the time remaining on the Play Clock shall be the same as when it stopped, unless:
- (a) the stoppage has been for a penalty, a charged team timeout, the two-minute warning, an Instant Replay review prior to the two-minute warning, or the expiration of a period, in which case the Play Clock shall be reset to 25 seconds; or
  - (b) the stoppage has been for an Instant Replay review after the two-minute warning that results in a reversal, in which case the Play Clock shall be reset to 25 seconds; or
  - (c) fewer than 10 seconds are remaining on the Play Clock, in which case it shall be reset to 10 seconds.
7. Clock will start running when ball is snapped following all changes of team possession.
  8. With the exception of the last two minutes of the first half and the last five minutes of the second half, the game clock will be restarted on the Referee's ready signal when a ball carrier goes out of bounds on a play from scrimmage or after enforcement of a penalty if appropriate.
  9. Consecutive team time outs can be taken by opposing teams but the length of the second time out will be reduced to 30 seconds.

## OVERTIME

If the score is tied at the end of the regulation playing time of all regular-season and postseason NFL games, a system of modified sudden-death overtime shall be in effect, pursuant to the following.

1. At the end of regulation playing time, the Referee shall immediately toss a coin at the center of the field, in accordance with rules pertaining to a usual pregame toss. The visiting team captain is to again call the toss.
2. Following an intermission of no more than three minutes after the end of the regular game, the extra period shall commence.
3. All replay reviews will be initiated by the Replay Official. Coaches' challenges will not be allowed.

Key overtime definitions:

1. **Possession:** A player is in possession when he is in firm grip and control of the ball inbounds. The defense gains possession when it catches, intercepts, or recovers a loose ball.
2. **Opportunity to Possess:** The opportunity to possess applies only during kicking plays. A kickoff is the opportunity to possess for the receiving team. If the kicking team legally recovers the kick, the receiving team is considered to have had its opportunity. A punt or field goal attempt that crosses the line of scrimmage and is muffed by the receiving team is considered to be an opportunity to possess for the receiving team. Normal touching rules by the kicking team apply.

## THE FOLLOWING SHALL APPLY TO OVERTIME GAMES IN THE REGULAR SEASON.

1. There shall be a maximum of one 10-minute period, even if the second team has not had an opportunity to possess the ball or if its initial possession has not ended. If the score is tied at the end of the period, the game shall result in a tie.
2. Each team shall be entitled to two timeouts, and if there is an excess timeout, the usual rules shall apply. The general provisions for the fourth quarter of a game, including timing, shall apply.
3. Both teams must have the opportunity to possess the ball once during the extra period, unless the team that receives the opening kickoff scores a touchdown on its initial possession, in which case it is the winner, or if the team kicking off to start the overtime period scores a safety on the receiving team's initial possession, in which case the team that kicked off is the winner.
4. If the team that possesses the ball first does not score on its initial possession, the team next scoring by any method shall be the winner.
5. If the team that possesses the ball first scores a field goal on its initial possession, the other team (the second team) shall have the opportunity to possess the ball.

## THE FOLLOWING SHALL APPLY TO OVERTIME GAMES IN THE POSTSEASON.

1. Both teams must have the opportunity to possess the ball at least once, unless the team kicking off to start the overtime period scores a safety on the receiving team's initial possession, in which case the team that kicked off is the winner.
2. If the score is tied at the end of a 15-minute overtime period, or if the second team's initial possession has not ended, another overtime period will begin, and play will continue, regardless of how many 15-minute periods are necessary.
3. Between each overtime period, there shall be a two-minute intermission, but there shall be no halftime intermission after the second period. At the beginning of the third overtime period, the captain who lost the coin toss prior to the first overtime period shall have the first choice, unless the team that won the coin toss deferred.
4. At the end of the first and third extra periods, teams must change goals.
5. Each team is entitled to three timeouts during a half. If there is an excess timeout, the usual rules shall apply.
6. At the end of a second overtime period, timing rules shall apply as at the end of the first half. At the end of a fourth overtime period, timing rules shall apply as at the end of the fourth quarter.

## TIMING IN FINAL TWO MINUTES OF EACH HALF

1. A fourth timeout is granted for an injured player. If the clock was running and an excess timeout is charged against the team with possession of the ball, the ball will not be put in play until the time on the game clock has been reduced by 10 seconds, if the defense so chooses. All subsequent timeouts charged to the offense will be penalized five yards, and, if the clock was running, 10 seconds will also be run off. The half or game will end if 10 seconds or less remain on the game clock when this rule is invoked. The defense is not subject to the 10-second runoff rule, but all other rules regarding excess timeouts apply. In addition, if an excess timeout is charged to the defense, the play clock will be reset to 40 seconds.
2. If the offense commits a foul in an attempt to conserve time inside of two minutes of either half, the result is a 10-second runoff. If it is by the defense, the play clock is re-set to 40 seconds. The offense could authorize an unused timeout and not have a 10-second runoff. If either team chooses to use a timeout the clock starts on the snap.
3. If the defensive team is out of timeouts and commits a foul prior to the snap while time is in during the final 40/25 seconds of either half, the half is over unless the offense chooses to have the Game Clock start on the snap.
4. Fouls that occur in the last five minutes of the fourth quarter as well as the last two minutes of the first half will result in the clock starting on the snap. Exception: Conserving time fouls and actions in No. 2 above.

## TRY

1. After a touchdown, the scoring team is allowed a try during one scrimmage down. The ball may be spotted anywhere between the inbounds lines, 15 yards from the defensive team's goal line for a try-kick and two yards from the goal line for a try by pass or run. The successful conversion counts one point by kick or safety, two points for successful conversion by touchdown.
2. Any distance penalty for fouls committed by the defense which prevent the try from being attempted can be enforced on the succeeding try or succeeding kickoff. Any foul committed on a successful try will result in a distance penalty being assessed on the ensuing kickoff.
3. Only the fumbling player can recover and advance a fumble during a try.

## PLAYERS-SUBSTITUTIONS

1. Each team is permitted 11 men on the field at the snap or during any free kick.
2. Unlimited substitution is permitted. However, players may enter the field only when the ball is dead. Players who have been substituted for are not permitted to linger on the field. Such lingering will be interpreted as unsportsmanlike conduct.

## DIGEST OF RULES

3. Players leaving the game must be out of bounds on their own side, clearing the field between the end lines, before a snap or free kick. If player crosses end line leaving field, it is an illegal substitution (5-yard penalty).

4. Offensive substitutes who remain in the game must move onto the field as far as the inside of the field numerals before moving to a wide position.

5. With the exception of the last two minutes of either half, the offensive team, while in the process of substitution or simulated substitution, is prohibited from rushing quickly to the line and snapping the ball with the obvious attempt to cause a defensive foul; i.e., too many men on the field.

6. There never can be 12 or more players in the offensive huddle.

### KICKOFF

1. The kickoff shall be from the kicking team's 35-yard line at the start of each half and after a field goal and try. A kickoff is one type of free kick.
2. A one-inch tee may be used (no tee permitted for field goal or try attempt kick) on a kickoff. The ball is put in play by a placekick.
3. A kickoff may not score a field goal.
4. A kickoff is illegal unless it travels 10 yards or is first touched by the receiving team. Once the ball is touched by the receiving team or has gone 10 yards, it is a free ball. Receivers may recover and advance. Kicking team may recover but not advance unless receiver had possession and lost the ball.
5. When a kickoff goes out-of-bounds between the goal lines without being touched by the receiving team, the ball belongs to the receivers 25 yards from the spot of the kick or at the out-of-bounds spot.
6. When the kicking team illegally touches a kickoff, the receiving team may elect to take possession of the ball at the spot of illegal touch.
7. When a kickoff goes out of bounds between the goal lines and is touched last by receiving team, it is receiver's ball at out-of-bounds spot.
8. After the ball has been made ready for play, kicking team players (Team A) other than the kicker must be lined up no more than five yards behind their restraining line.

### SAFETY

1. In addition to a kickoff, the other free kick is a kick after a safety (safety kick). A punt may be used. (A punt may not be used on a kickoff.)
2. On a safety kick, the team scored upon puts the ball in play by a punt or placekick without a tee. A field goal cannot be scored on a free kick following a safety, even if a series of penalties place team in position. (A field goal can be scored only on a play from scrimmage or a free kick after a fair catch.)

### FAIR CATCH KICK

1. After a fair catch the receiving team has the option to put the ball in play by a snap or a fair catch kick (field goal attempt), with fair catch kick lines established ten yards apart. All general rules apply as for a field goal attempt from scrimmage. The clock starts when the ball is kicked.

### FIELD GOAL

1. All field goals attempted (kicked) and missed from beyond the 20-yard line will result in the defensive team taking possession of the ball at the spot of the kick provided that the ball is untouched by the receivers beyond the line of scrimmage. On any field goal attempted and missed from inside the 20-yard line, ball will revert to defensive team at the 20-yard line, again provided that the ball is untouched by the receivers beyond the line of scrimmage.

### SAFETY

1. The important factor in a safety is impetus. Two points are scored for the opposing team when the ball is dead on or behind

a team's own goal line if the impetus came from a player on that team.

### Examples of Safety:

- (a) Blocked punt goes out of kicking team's end zone. Impetus was provided by punting team. The block only changes direction of ball, not impetus.
- (b) Ball carrier retreats from field of play into his own end zone and is downed. Ball carrier provides impetus.
- (c) Offensive team commits a foul and spot of enforcement is behind its own goal line.
- (d) Player on receiving team muffs punt and, trying to get ball, forces or illegally kicks (creating new impetus) it into end zone where it goes out of the end zone or is recovered and downed by a member of the receiving team in the end zone. (To create new impetus, the ball must be at rest or nearly at rest.)

### Examples of Non-Safety:

- (a) Player intercepts a pass or catches or recovers a fumble, backward pass, scrimmage kick, or free kick with both feet inbounds in the field of play and his momentum carries him into his own end zone where he is downed. Ball is put in play at spot where the player gained possession, if the ball is declared dead in his team's possession in the end zone.
- (b) Player intercepts a pass in his own end zone and is downed in the end zone, even after running in the end zone. Impetus came from passing team, not from defense (touchback).
- (c) Player passes from behind his own goal line. Opponent bats down ball in end zone (incomplete pass).

### MEASURING

The forward point of the ball is used when measuring.

### POSITION OF PLAYERS AT SNAP

1. Offensive team must have at least seven players on line.
2. Offensive players, not on line, must be at least one yard back at snap.

(Exception: player who takes snap.)

3. No interior lineman may move abruptly after taking or simulating a three-point stance.
4. No player of either team may be in the neutral zone at the snap.
5. No player of offensive team may charge or move abruptly after assuming set position.
6. If a player changes his eligibility, the Referee must alert the defensive captain after player has reported to him.
7. All players of offensive team must be stationary at snap, except one back who may be in motion parallel to line of scrimmage or backward (not forward).
8. After a shift or huddle all players on offensive team must come to an absolute stop for at least one second with no movement of hands, feet, head, or swaying of body.
9. Offensive linemen are permitted to interlock legs.
10. Quarterbacks, whether under center or in a shotgun formation, can be called for a false start penalty (5 yards) if their actions are judged to be an obvious attempt to draw an opponent offside.

### USE OF HANDS, ARMS, AND BODY

1. A player of either team may block (obstruct or impede) an opponent at any time, provided that the act is not:
  - (a) pass interference
  - (b) illegal contact
  - (c) fair catch interference
  - (d) clipping against a non-runner
  - (e) an illegal chop block
  - (f) an illegal crackback block
  - (g) an illegal low block
  - (h) unnecessary roughness
  - (i) roughing a passer
  - (j) an illegal cut block
  - (k) roughing a kicker
  - (l) offensive or defensive holding
  - (m) illegal use of hands

- (n) tripping
  - (o) an illegal block in the back above the waist
  - (p) an illegal peel back block
  - (q) an illegal blindside block
2. An offensive player cannot obstruct or impede an opponent by grasping him with his hands or encircling any part of a defender's body with his arms, except in the following situations:
    - (a) If he is a runner. A runner may ward off opponents with his hands and arms. He also may lay his hand on a teammate or push him into an opponent, but he may not grasp or hold on to a teammate; or
    - (b) During a loose ball. An offensive player may use his hands/arms legally to block or otherwise push or pull an opponent out of the way in a personal attempt to recover the ball. See specific fumble, pass, or kick rules; or
    - (c) During a kick. A kicking team player may use his hands/arms to ward off or to push or pull aside a receiver who is legally or illegally attempting to obstruct his attempt to proceed downfield; or
    - (d) During a legal block.
  3. An offensive player is permitted to block an opponent by contacting him with his head, shoulders, hands, and/or outer surface of the forearm, or with any other part of his body.
  4. A blocker may use his arms, or open or closed hands, to contact an opponent on or outside the opponent's frame (the body of an opponent below the neck that is presented to the blocker). If a blocker's arms or hands are outside an opponent's frame, it is a foul if the blocker materially restricts him. The blocker immediately must work to bring his hands inside the opponent's frame, and, as the play develops, the blocker is permitted to work for and maintain his position against an opponent, provided that he does not illegally clip or illegally push from behind.
  5. An offensive blocker cannot:
    - (a) thrust his hands forward above the frame of an opponent to contact him on the neck, face, or head (**Note:** contact in close line play that is not prolonged and sustained is not a foul);
    - (b) charge or fall into the back of an opponent above the waist, or use his hands or arms to push an opponent from behind in a manner that affects his movement, except in close line play (the guideline for officials to use for illegal use of hands in the back above the waist is: if either hand is on the back, it is a foul. If both hands are on the opponent's side, it is not a foul);
 

**Note:** The prohibition applies to a player of the kicking team while the ball is in flight during a scrimmage kick.
    - (c) use his hands or arms to materially restrict an opponent or alter the defender's path or angle of pursuit. Material restrictions include but are not limited to:
      - (i) grabbing or tackling an opponent;
      - (ii) hooking, jerking, twisting, or turning him; or
      - (iii) pulling him to the ground.
  6. No offensive player may:
    - (a) pull a runner in any direction at any time; or
    - (b) use interlocking interference, by grasping a teammate or by using his hands or arms to encircle the body of a teammate; or
    - (c) trip an opponent; or
    - (d) push or throw his body against a teammate to aid him in an attempt to obstruct an opponent or to recover a loose ball.
  7. Blocking Notes:
    - (a) When a defensive player is held by an offensive player during the following situations, Offensive Holding will not be called:
      - (i) if the runner is being tackled simultaneously by another defensive player;
      - (ii) if the runner simultaneously goes out of bounds;
      - (iii) if a fair catch is made simultaneously;
      - (iv) if the action clearly occurs after a forward pass has been thrown to a receiver beyond the line of scrimmage;
      - (v) if the action occurs away from the point of attack and is not within close line play;
      - (vi) if a free kick results in a touchback;
      - (vii) if a scrimmage kick simultaneously becomes a touchback;
      - (viii) if the action is part of a double-team block;

**Exception:** Holding will be called if the opponent is pulled to the ground by one or both of the blockers.

(ix) if, during a defensive charge, a defensive player uses a rip technique that puts an offensive player in a position that would normally be holding.

**Exception:** Holding will be called if the defender's feet are taken away from him by the offensive player's action.

(b) If a blocker falls on or pushes down a defender whose momentum is carrying him to the ground, Offensive Holding will not be called unless the blocker prevents the defender from rising from the ground.

(c) If the official has not seen the entire action that sends a defender to the ground, Offensive Holding will not be called.

8. A defensive player may not tackle or hold any opponent other than a runner. Otherwise, he may use his hands, arms, or body only:

(a) To defend or protect himself against an obstructing opponent.

**Exception:** An eligible receiver is considered to be an obstructing opponent ONLY to a point five yards beyond the line of scrimmage unless the player who receives the snap clearly demonstrates no further intention to pass the ball. Within this five-yard zone, a defensive player may chuck an eligible player in front of him. A defensive player is allowed to maintain continuous and unbroken contact within the five-yard zone until a point when the receiver is even with the defender. The defensive player cannot use his hands or arms to push from behind, hang onto, or encircle an eligible receiver in a manner that restricts movement as the play develops. Beyond this five-yard limitation, a defender may use his hands or arms only to defend or protect himself against impending contact caused by a receiver. In such reaction, the defender may not contact a receiver who attempts to take a path to evade him.

(b) To push or pull opponent in actual attempt to get at or tackle runner.

(c) To push or pull opponent out of the way in a legal attempt to recover a loose ball.

(d) During a legal block on an opponent who is not an eligible pass receiver.

(e) When legally blocking an eligible pass receiver above the waist.

**Exception:** Eligible receivers lined up within 2 yards of the tackle, whether on or immediately behind the line, may be blocked below the waist at or behind the line of scrimmage. NO eligible receiver may be blocked below the waist after he goes beyond the line (illegal cut).

**Note:** Once the quarterback hands off, is tackled, throws a forward or backward pass, loses possession of the ball by a fumble or muff that hits the ground, or if the quarterback leaves the pocket area, the restrictions (illegal chuck, illegal cut) on the defensive team relative to offensive receivers will end.

9. An offensive player who lines up more than two yards outside his own tackle or a player who, at the snap, is in a backfield position and subsequently takes a position more than two yards outside a tackle may not contact an opponent below the waist if the blocker is moving toward the ball and if contact is made within an area five yards on either side of the line (crackback).

10. A defensive player may not contact an opponent above the shoulders with the palm of his hand except to ward him off on the line. This exception is permitted only if it is not a repeated act against the same opponent during any one contact. In all other cases the palms may be used on head, neck, or face only to ward off or push an opponent in legal attempt to get at the ball.

11. Any offensive player who pretends to possess the ball or to whom a teammate pretends to give the ball may be tackled provided he is crossing the line of scrimmage between the tackles of a normal tight offensive line.

12. A player may not bat or punch:

(a) A loose ball (in field of play) toward his opponent's goal line or in any direction in either end zone.

(b) A ball in player possession.

**Note:** If there is any question as to whether a defender is stripping or batting a ball in player possession, the official(s) will

## DIGEST OF RULES

rule the action as a legal act (stripping the ball).

**Exception:** to bat or punch rule: A forward pass may be batted, tipped, or deflected in any direction by an eligible player at any time.

**Note:** A pass in flight that is controlled or caught before receiver's two feet are down may only be thrown backward. If it is thrown forward, it's considered an illegal bat.

13. No player may deliberately kick any ball except as a punt, dropkick, or placekick.

### BLOCKING BELOW THE WAIST

Blocks below the waist are prohibited in the following situations:

- (a) By players of either team after a change of possession; or
- (b) By players of the kicking team after a Free Kick, Safety Kick, Fair-Catch Kick, Punt, Field-Goal Attempt, or Try Kick;
- (c) By players of the receiving team during a down in which there is a Free Kick, Safety Kick, Fair-Catch Kick, Punt, Field-Goal Attempt, or Try Kick; or
- (d) By players of either team during a scrimmage down prior to a change of possession unless the contact occurs in the Tight End Box.

(Note: Players are prohibited from initiating contact below the waist of an opponent outside the Tight End Box, except against a runner or a player who is attempting to catch a forward or backward pass).

(Note: The following blocking restrictions may result in a foul even if they occur in the Tight End Box: Clipping, Peel-Back Block, Chop Block, Crackback Block).

Penalty: For illegally blocking below the waist: Loss of 15 yards.

### FORWARD PASS

1. A forward pass may be touched or caught by any eligible receiver. All members of the defensive team are eligible. Eligible receivers on the offensive team are players on either end of line (provided they either have the numbers of eligible players or have legally reported) or players at least one yard behind the line at the snap. A T-formation quarterback is not eligible to receive a forward pass during a play from scrimmage.

**Exception:** T-formation quarterback becomes eligible if pass is previously touched by an eligible player.

2. An offensive team may make only one forward pass from behind the line of scrimmage during a scrimmage down (Loss of five yards and loss of down).
3. The passer must be behind the line of scrimmage (Loss of down and five yards, enforced from the spot of pass).
4. Any eligible offensive player may catch a forward pass. If a pass is touched by one eligible offensive player and touched or caught by a second eligible offensive player, pass completion is legal. Further, all offensive players become eligible once a pass is touched by an eligible receiver or any defensive player.
5. The rules concerning a forward pass and ineligible receivers:
  - (a) If ball is touched intentionally or caught by an originally ineligible player. (Loss of five yards).
  - (b) If ineligible receiver is illegally downfield (Loss of five yards).
  - (c) If ball is first touched (intentionally or accidentally) or caught by eligible receiver who had gone out of bounds on his own or had been legally forced out of bounds beyond the line. (Loss of down).
6. The player who first controls and continues to maintain control of a pass will be awarded the ball even though his opponent later establishes joint control of the ball.
7. Any forward pass becomes incomplete and ball is dead if:
  - (a) Pass hits the ground inbounds.
  - (b) Pass hits out of bounds.
8. A forward pass is complete when a receiver (a) secures control of the ball, (b) clearly touches the ground inbounds with both feet or with any part of his body other than his hands and, after (a) and (b) have been fulfilled, perform any act common to the game (e.g., tuck the ball away, extend it towards or over the goal line or the line to gain, take an additional step, turn upfield, or avoid or ward off an opponent). It is not necessary that he commit such act, provided that he maintains control of the ball long enough to

do so. This rule applies in the field of play, at the sideline, and in end zone. If there is any doubt as to whether a pass is complete or incomplete, it is always incomplete.

9. If an eligible receiver is forced out by a defender illegally and returns to first touch and catch a pass, the play is regarded as a completed pass (Foul against defense), provided the receiver makes an immediate attempt to return inbounds.
10. If a personal foul is committed by the defense prior to the completion of a pass, the penalty is 15 yards from the spot where ball becomes dead, or from the line of scrimmage if the receiver is downed behind the line of scrimmage.

### INTENTIONAL GROUNDING OF FORWARD PASS

1. Intentional grounding of a forward pass is a foul:
  - (a) Passer is in the field of play (Loss of down and 10 yards from previous spot)
  - (b) It occurs more than 10 yards behind line, or more than half the distance to the goal line (Loss of down at spot of foul)
  - (c) Passer is in his own end zone when ball is released (Safety).
2. Intentional grounding will be called when a passer, facing an imminent loss of yardage due to pressure from the defense, throws a forward pass without a realistic chance of completion.
3. Intentional grounding will not be called when a passer, while out of the pocket and facing an imminent loss of yardage, throws a pass that lands at or beyond the line of scrimmage, even if no offensive player has a realistic chance to catch the ball (including if the ball lands out of bounds over the sideline or end line).

### PROTECTION OF PASSER

1. By interpretation, a pass begins when the passer—with possession of ball—starts to bring his hand forward. Once a player brings the ball back toward his body it is no longer a forward pass. If ball strikes ground after the hand starts forward, but before he starts to bring it back to his body, play is ruled as an incomplete forward pass. If passer loses control of ball prior to his bringing his hand forward, play is ruled a fumble.
2. After the ball has left a passer's hand, no defensive player may run into him after the defensive player's second foot has touched the ground. The Referee must determine whether opponent had a reasonable chance to stop his momentum during an attempt to block the pass or tackle the passer while he still had the ball.
3. A rushing defender is prohibited from forcibly hitting in the knee area or below a passer who has one or both feet on the ground, even if initial contact is above the knee. It is not a foul if the defender is blocked (or fouled) into the passer and has no opportunity to avoid him.
4. Officials are to blow the play dead as soon as the quarterback is clearly in the grasp and control of any tackler and a second approaching player puts his safety in jeopardy.
5. No defensive player may forcibly hit the passer in the head, face, or neck.

### PASS INTERFERENCE

1. There shall be no interference with a forward pass thrown from behind the line. The restriction for the passing team starts with the snap. The restriction on the defensive team starts when the ball leaves the passer's hand. Both restrictions end when the ball is touched by anyone.
2. The penalty for defensive pass interference is an automatic first down at the spot of the foul. If interference is in the end zone, it is first down for the offense on the defense's one-yard line. If previous spot was inside the defense's two-yard line, penalty is half the distance to the goal line.
3. The penalty for offensive pass interference is 10 yards from the previous spot.
4. It is pass interference by either team when any player movement more than one yard beyond the line of scrimmage significantly hinders the progress of an eligible player's opportunity to catch the ball.

Actions that constitute defensive pass interference include but are not limited to:

- (a) Contact by a defender who is not playing the ball and such contact restricts the receiver's opportunity to make the catch.
- (b) Playing through the back of a receiver in an attempt to make a play on the ball.
- (c) Grabbing a receiver's arm(s) in such a manner that restricts his opportunity to catch a pass.
- (d) Extending an arm across the body of a receiver thus restricting his ability to catch a pass, regardless of the fact of whether or not the defender is playing the ball.
- (e) Cutting off the path of a receiver by making contact with him without playing the ball.
- (f) Hooking a receiver in an attempt to get to the ball in such a manner that it causes the receiver's body to turn prior to the ball arriving.

Actions that do not constitute defensive pass interference include but are not limited to:

- (a) Incidental contact by a defender's hands, arms, or body when both players are competing for the ball or neither player is looking for the ball. If there is any question whether contact is incidental the ruling shall be no interference.
- (b) Inadvertent tangling of feet when both players are playing the ball or neither player is playing the ball.
- (c) Contact that would normally be considered pass interference, but the pass is clearly uncatchable by the involved players.
- (d) Laying a hand on a receiver in an attempt to make a play on the ball that does not restrict the receiver.
- (e) Contact by a defender who has gained position on a receiver in an attempt to catch the ball.

Actions that constitute offensive pass interference include but are not limited to:

- (a) Blocking downfield by an offensive player prior to the ball being touched.
- (b) Initiating contact with a defender by shoving or pushing off thus creating separation.
- (c) Driving through a defender who has established a position on the field.

Actions that do not constitute offensive pass interference include but are not limited to:

- (a) Incidental contact by a receiver's hands, arms, or body when both players are competing for the ball or neither player is looking for the ball.
- (b) Inadvertent tangling of feet when both players are playing the ball or neither player is playing the ball.
- (c) Contact that would normally be considered pass interference, but the ball is clearly uncatchable by involved players.

**Note 1:** If there is any question whether player contact is incidental, the ruling should be no interference.

**Note 2:** Defensive players have as much right to the path of the ball as eligible offensive players.

**Note 3:** Pass interference for both teams ends when the pass is touched.

**Note 4:** There can be no pass interference at or behind the line of scrimmage, but defensive actions such as tackling or holding a receiver can still result in a five-yard penalty for defensive holding, if accepted.

**Note 5:** Whenever a team presents an apparent punting formation, defensive pass interference is not to be called for action on the end man on the line of scrimmage, or an eligible receiver behind the line of scrimmage who is aligned or in motion more than one yard outside the end man on the line. Defensive holding, such as tackling a receiver, still can be called and result in a five-yard penalty from the previous spot, if accepted. Offensive pass interference rules still apply.

## USE OF THE HELMET

1. It is a foul if a player lowers his head to initiate and make contact with his helmet against an opponent.
2. The penalty is a loss of 15 yards. If the foul is by the defense, it is also an automatic first down. The player may be disqualified.

## BACKWARD PASS

1. Any pass not forward is regarded as a backward pass. A pass parallel to the line is a backward pass. A runner may pass backward at any time.
2. A backward pass that strikes the ground can be recovered and advanced by either team.
3. A backward pass caught in the air can be advanced by either team.
4. A backward pass in flight may not be batted forward by an offensive player.
5. A direct snap from center is a backward pass.
6. Throwing a backward pass out of bounds after the two-minute warning of either half is considered an illegal act to conserve time.

## FUMBLE

1. The distinction between a fumble and a muff should be kept in mind in considering rules about fumbles. A fumble is the loss of possession of the ball. A muff is the touching of a loose ball by a player in an unsuccessful attempt to obtain possession.
2. A fumble may be advanced by any player on either team regardless of whether recovered before or after ball hits the ground. Exception: On a play from scrimmage, if an offensive player fumbles anywhere on the field during fourth down, only the fumbling player is permitted to recover and/or advance the ball. If any player fumbles after the two-minute warning in a half, only the fumbling player is permitted to recover and/or advance the ball. If recovered by any other offensive player, the ball is dead at the spot of the fumble unless it is recovered behind the spot of the fumble. In that case, the ball is dead at the spot of recovery. Any defensive player may recover and/or advance any fumble at any time.
3. A fumble that goes forward and out of bounds will return to the fumbling team at the spot of the fumble (clock will start when ball is spotted) unless the ball goes out of bounds in the opponent's end zone. In this case, it is a touchback.
4. A muffed hand-to-hand snap from center is treated as a backward pass.

## KICKS FROM SCRIMMAGE

1. Any kick from scrimmage must be made at or behind the line of scrimmage to be legal.
2. Any punt that touches a goal post is dead.
3. During a kick from scrimmage, only the end men, as eligible receivers on the line of scrimmage at the time of the snap, are permitted to go beyond the line before the ball is kicked.  
**Exception:** An eligible receiver who, at the snap is aligned or in motion behind the line and more than one yard outside the end man on his side of the line, clearly making him the outside receiver, replaces that end man as the player eligible to go downfield after the snap. All other members of the kicking team must remain at the line of scrimmage until the ball has been kicked..
4. Any punt that is blocked and does not cross the line of scrimmage can be recovered and advanced by either team. However, if the offensive team recovers it must make the yardage necessary for its first down to retain possession if punt was on fourth down.
5. The kicking team may possess but not advance its own kick even though legal recovery is made beyond the line of scrimmage.
6. A member of the receiving team may not run into or rough a kicker who kicks from behind his line unless contact is:
  - (a) Incidental to and after he had touched ball in flight.
  - (b) Caused by kicker's own motions.

## DIGEST OF RULES

- (c) During a quick kick or a kick made after a run behind the line or after kicker recovers a loose ball on the ground.
- (d) Caused by block into kicker.

The penalty for running into the kicker is five yards. For roughing the kicker: 15 yards, an automatic first down, and disqualification if flagrant.

- 7. If a member of the kicking team attempting to down the ball carries the ball directly into the end zone, it is a touchback. **Note:** It is also a touchback if a kicking team member touches a kicked ball:
  - (a) while in contact with the end zone, or
  - (b) after contact with the end zone, but before re-establishing a position (with two feet or any body part other than the hands) in the field of play, or
  - (c) if a kicking team player illegally touches the ball inside the receiver's five-yard line.
- 8. For any foul by the kicking team prior to the actual change of possession, the receiving team will have the option of accepting the penalty at the previous spot and replaying the down or adding the penalty yardage on to the end of the play.

**Exception:** Fair catch interference, invalid fair catch signal, interference with the opportunity, or personal foul (blocking) after a fair catch signal. These are spot fouls.

- 9. While the ball is in the air or rolling on the ground following a punt or field goal attempt and receiving team commits a foul before gaining possession, receiving team will retain possession and will be penalized for its foul.
- 10. It will be illegal for a defensive player to jump on or stand on any player or be picked up by a teammate or to use a hand or hands on a teammate to gain additional height in an attempt to block a kick (Penalty 15 yards, unsportsmanlike conduct).
- 11. A punted ball remains a kicked ball until it is declared dead or in possession of either team.
- 12. Any member of the punting team may down the ball anywhere in the field of play. However, if ball is not first touched by receivers, it is a first touch violation. The receiving team can take possession of the ball at the spot of first touching, provided no penalty is accepted on the play.
- 13. If a member of the punting team goes out of bounds, he cannot return inbounds and be the first to touch the kick. When this occurs, it is a foul for illegal touching. If the illegal touching is inside the receiver's five-yard line, the receiving team may elect to take a touchback.
- 14. Defensive team may advance all kicks from scrimmage (including unsuccessful field goal) except those that are untouched by a receiving team member that touch the ground or a kicking team player in the end zone. Rules pertaining to kicks from scrimmage apply until defensive team gains possession.

### FAIR CATCH

- 1. The member of the receiving team must raise one arm full length above his head while kick is in flight and wave his arm from side to side. (Failure to give proper sign, receiver's ball five yards behind spot of signal.) **Note:** It is legal for the receiver to shield his eyes from the sun by raising one hand no higher than the helmet.
- 2. No opponent may interfere with the fair catcher, the ball, or his path to the ball (15 yards from spot of foul and fair catch is awarded).
- 3. A player who signals for a fair catch is not required to catch the ball. However, if a player signals for a fair catch, he may not block or initiate contact with any player on the kicking team until the ball touches a player (Penalty, snap 15 yards behind spot of foul).
- 4. If time expires while ball is in play and a fair catch is signaled and made, receiving team may choose to extend the period with one fair catch kick.

### FOUL ON LAST PLAY OF HALF OR GAME

- 1. On a live ball foul by the defense on last play of the half or game, the half/game is extended if penalty is accepted. If the defensive foul is a dead ball personal foul or unsportsmanlike conduct foul following the end of the half or game, the half/game is not extended, and the foul is enforced on the kickoff to start the second half (or overtime period, if applicable).
- 2. On a live ball foul by the offense on last play of the half or game, the half/game is not extended and the play in which the foul is committed is nullified. If the offensive foul is a dead ball personal foul or unsportsmanlike conduct foul following the end of the half or game, the half/game is not extended, and the foul is enforced on the kickoff to start the second half (or overtime period, if applicable).

**Exception:** Fair catch interference, personal foul followed by an interception, illegal touching, a palpably unfair act, or kicking team fouls prior to the actual change of possession. No score by offense counts.
- 3. On double foul on last play of half or game, half/game is extended, if appropriate.

### SPOT OF ENFORCEMENT OF FOUL

- 1. There are six basic spots at which a penalty for a foul is enforced:
  - (a) Previous spot: The spot where the ball was put in play.
  - (b) Spot of foul: The spot where the foul is committed.
  - (c) Spot of backward pass or fumble: The spot where possession was lost.
  - (d) Dead Ball Spot: The spot at which the ball became dead.
  - (e) Succeeding spot: The spot where the ball next would be put in play (i.e., the spot after enforcement for a foul, or, if there has been no foul, the spot at which the ball became dead).

**Exception:** If foul occurs after a touchdown and before the whistle for a try, succeeding spot is spot of next kickoff.
  - (f) Change of Possession Spot: The spot at which possession is gained by, or awarded to, the opponent.
- 2. All fouls committed by offensive team behind the line of scrimmage (except in the end zone or intentional grounding) shall be penalized from the previous spot. If the foul is in the end zone, it is a safety.

### DOUBLE FOUL

- 1. If there is a double foul during a down in which there is a change of possession, the team last gaining possession may keep the ball unless its foul was committed prior to the change of possession.
- 2. If double foul occurs after a change of possession, the team gaining possession retains the ball at the spot where its foul would be enforced if it was the only foul.
- 3. If one of the fouls of a double foul involves disqualification, that player must be removed, regardless of whether the fouls offset.
- 4. On kicking plays involving a double foul with a change of possession, the receiving team will have the option to retain the ball or replay at the previous spot, provided its foul was after the change of possession.

### PENALTY ENFORCED ON FOLLOWING KICKOFF

When a team scores by touchdown, field goal, try, or safety and opponent commits a personal foul, unsportsmanlike conduct, or palpably unfair act during the down, the penalty will be assessed on the following kickoff.

## EMERGENCIES

The National Football League requires all League personnel, including Game Officials, Commissioner's office employees, players, coaches, and other club employees to use best efforts to see that each game—preseason, regular season, and postseason—is played as scheduled to its conclusion. The League recognizes, however, that emergencies may arise that make a game's completion impossible or inadvisable. Such circumstances may include, but are not limited to, severely inclement weather, natural or man-made disaster, power failure, and spectator interference.

Games should be suspended, cancelled, postponed, or terminated (see definitions below) when circumstances exist such that commencement or continuation of play would pose a threat to the safety of participants or spectators, or would unduly affect the ability of a community to deal with the effects of a local catastrophe, or similarly disruptive event.

In determining whether a game should be rescheduled or relocated, public safety, community relations, and competitive integrity should be key determining factors. Resources should not be diverted from a community that may need them for recovery and relief efforts.

### A. Authority of the Commissioner's Office

1. Authority to cancel, postpone, or terminate games is vested solely in the Commissioner (other Commissioner's office representatives and Referees may suspend play temporarily; see point No. 3 under this section and point No. 1 under "Authority of Referee" below). The following definitions apply:

a. **Cancel.** To cancel a game is to nullify it either before or after it begins and to make no provision for rescheduling it or for including its score or other performance statistics in League records.

b. **Postpone.** To postpone a game is to (a) defer its starting time to a later time or date, or (b) suspend it after play has begun and make provision to resume it at a later date/time with all scores and other performance statistics up to the point of postponement added to those achieved in the resumed portion of the game.

c. **Relocate.** To relocate a game is to play a game at a different location than where it was originally scheduled to be played.

d. **Terminate.** To terminate a game is to end it short of a full 60 minutes of play, officially record it as a completed game, and make no provision to resume it at a later date. The Commissioner may terminate a game in an emergency if, in his opinion, it is reasonable to project that its resumption (a) would not change its ultimate result or (b) would not adversely affect any other inter-team competitive issue.

e. **Forfeit.** The Commissioner (except in cases of disciplinary action; see section on "Removing Team from Field"), and his representatives, including Referees, are not authorized to unilaterally declare forfeits. A forfeit occurs only when a game is not played because of the failure or refusal of one team to participate. In that event, the other team, if ready and willing to play, is the winner by a score of 2-0.

2. If an emergency arises that may require cancellation, postponement, or termination (see above), the highest-ranking representative from the Commissioner's office working the game in a "control" capacity will consult with the Commissioner, or the designated NFL Football Operations Executive (by telephone, if that person is not in attendance) concerning such decision. If circumstances warrant, the Commissioner's-office representative should also attempt to consult with the weather bureau or appropriate security personnel of the League, club, stadium, and local authorities. If no representative from the Commissioner's office is working the game in a "control" capacity, the Referee will be in charge (see "Authority of Referee" below).

3. In circumstances where safety is of immediate concern, the Commissioner's-office representative may, after consulting with the Referee, authorize a temporary suspension in play and, if warranted, removal of the participants from the playing field. The representative should be mindful of the safety of spectators, players, Game Officials, non-player personnel in the bench areas, and other field-level personnel

such as photographers and cheerleaders.

4. If possible, the Commissioner's-office representative should consult with authorized representatives of the two participating clubs before any decision involving cancellation, postponement, or termination is made by the Commissioner.

5. If the Commissioner decides to cancel, postpone, or terminate a game, his representative at the game or the designated NFL Football Operations Executive will then determine the method(s) for announcing such decision — for example, public address announcement over Referee's wireless microphone; public address announcement by home club; communication to radio, television, and other news media.

6. Unless determined otherwise by the Commissioner, in the event of an incident that causes an NFL game to be cancelled or postponed, all other games that week will be played as scheduled.

7. If there is an incident at a non-NFL domestic facility or one that affects the community in which a game is scheduled to be played, all efforts will be made to play the game as scheduled, unless the Commissioner, after consulting with the affected club's community leaders, law enforcement, and stadium operators, as well as other relevant parties, determines that a game cannot be played. In such event, the game will be played at its scheduled location as close as possible to the originally scheduled time. If that is not possible, the game will either be (a) played at a later date at the original location, or (b) moved to another location in the affected club's home territory or as close to the affected club's home territory as possible.

8. The Commissioner has sole authority to determine when and where a game will be played, and will consider a number of factors including: (a) issues of competitive integrity (scheduling considerations, including the swap of divisional games, alternate site advantages and disadvantages, NFL quality venue); (b) community and fan relations for affected clubs and local governments; (c) broadcast and network issues; (d) economic projections for alternate sites from ticket sales, concessions, sponsorships, etc.; (e) insurance coverage for game cancellation, responsibility for deductibles, potential litigation; and (f) expenses and revenues to be shared and/or allocated between the affected clubs (travel, lodging, ticket sales, sponsorships, etc.).

9. In the event of an incident that creates a national emergency, as defined by federal authorities, the League will consider postponement of all games that week.

### B. Authority of the Referee

1. If the Referee determines that an emergency warrants immediate removal of participants from the playing field for safety reasons, the Referee may do so on his/her own authority. If, however, circumstances allow the Referee the time, the Referee must reach the highest-ranking Commissioner's office representative working at the game in a "control" capacity or the designated NFL Football Operations Executive (by telephone, if that person is not in attendance) and discuss the actual or potential emergency with such representative. That representative will then make the final decision on removal of participants from the field or obtain a decision from the Commissioner.

2. If a Referee removes participants from the playing field due to an emergency, the Referee may order them to their respective bench areas or locker rooms, whichever is appropriate in the circumstances.

3. After appropriate consultation the Referee must advise the two participating head coaches of the nature of the emergency and the action contemplated (if the decision has not yet been reached) or of the final decision.

4. The Referee must not, before a decision is reached, make an announcement on the microphone concerning the possibility of a cancellation, postponement, or termination unless instructed to do so by an appropriate representative of the Commissioner's office.

5. The Referee must not discuss a forfeit with head coaches or club personnel and must not use that term over the Referee's microphone (see definition of Forfeit under "Authority of Commissioner's Office" above).

6. The Referee must not assess an unsportsmanlike conduct penalty on the home team for actions of fans that cause or contribute to

## DIGEST OF RULES

an emergency.

7. The Referee should be mindful of the safety of players, Game Officials, spectators, and other non-participants.

8. If an emergency involves spectator interference (e.g., non-participants on the field or thrown objects), the Referee should immediately request from the appropriate club or Commissioner's office representative additional security assistance, including, if applicable, involvement of the League's Security Representative(s) assigned to the game.

9. The Referee may order the resumption of play when the Referee deems conditions safe for all concerned and, if circumstances warrant, after consultation with appropriate representatives of the Commissioner's office. This may include starting or resuming a game with limited or unmanned network cameras only, after consultation with the NFL Football Operations department.

10. Under no circumstances is the Referee authorized to unilaterally cancel, postpone, terminate, or declare forfeiture of a game.

### C. Procedures for Starting and Resuming Games

Subject to the points of authority listed above, League personnel and Referees will be guided by the following procedures for starting and resuming games that are affected by emergencies:

1. If, because of an emergency, a regular season or postseason game is not started at its scheduled time and cannot be played at any later time that same day, the game nevertheless must be played on a subsequent date to be determined by the Commissioner.

2. If an emergency threatens to occur during the playing of a game (e.g., an incoming tropical storm), the starting time of the game will not be moved to an earlier time unless there clearly is sufficient time to make an orderly change.

3. All games that are temporarily suspended and resumed on the same day, and all suspended games that are postponed to a later date, will be resumed at the point of suspension. On suspension, the Referee will call timeout and make a record of the following: team possessing the ball; direction in which its offense was headed; position of the ball on the field; down; distance; period; time remaining in the period; and any other pertinent information required for an orderly and equitable resumption of play. The Referee will confer with the head coaches to determine the length of time for warm-ups prior to resuming the game, with a maximum time of ten minutes allotted for warm-ups. If suspension of play exceeds 30 minutes, however, the warm-up period may be extended to a maximum of 15 minutes. A discretionary ten-minute period, as determined by NFL Football Operations, may be included in the resumption of play timeline if it would allow for additional network personnel to return to their camera positions and provide greater coverage for broadcast and instant replay purposes.

4. For regular season postponements, the Commissioner will make every effort to set the game for no later than two days after its originally scheduled date and at the same site. If unable to schedule at the same site, the Commissioner will select an appropriate alternative site (See "Procedures for Rescheduling or Relocating a Game").

5. For postseason postponements, the Commissioner will make every effort to set the game as soon as possible after its originally scheduled date and at the same site. If unable to schedule at the same site, the Commissioner will select an appropriate alternative site.

6. Whenever postponement is attributable to negligence by a club, the negligent club is responsible for all home club or visitor club costs and expenses, including, subject to approval by the Commissioner, gate receipts and television-contract income. [See Section 19.11(C) of the NFL Constitution and Bylaws.]

7. In the situation where a game is postponed and resumed at a later time or date, it is the home club's responsibility to ensure the playing surface of its stadium is well maintained and in compliance with NFL Mandatory Practices for the Maintenance of Infill and Natural Surfaces for NFL Games.

### D. Procedures for Rescheduling or Relocating a Game

Please note that these guidelines apply specifically to regular and postseason games, and generally to preseason games.

1. Each season, within two weeks after the release of the NFL

schedule, each NFL team will identify potential stadium conflicts in the 24-48 hours immediately preceding or following its scheduled contests. In addition, the League office, in conjunction with each NFL team, will identify alternative facilities.

2. If it is not possible to start or complete a game at its scheduled location and time, the game will be played at its scheduled location as close as possible to the originally scheduled time. If that is not possible, the game will either be (a) played at a later date at the original location; or (b) moved to another location in the affected club's home territory or as close to the affected club's home territory as possible, as determined by the Commissioner.

3. If the game cannot be concluded within a reasonable time frame that same week, the Commissioner will have the discretion to determine whether:

- it should be concluded at a later date;
- a winner should be declared based on the score at the time the game was called; or
- the game should be suspended without a winner.

If the game is suspended without a winner, the Commissioner has discretion to either treat the game as a tie or determine the clubs' records based on a 17-game schedule.

Every effort will be made to complete the game. If it is impossible to schedule the game within 48 hours after its original date, the Commissioner will attempt to schedule it on the Wednesday of the next calendar week. The Commissioner will keep in mind the potential for competitive inequities if one or both of the involved clubs has already been scheduled for a game close to the Wednesday of that week (for example, a Monday or Thursday game).

4. If the stadium will be unavailable for an extended period of time that is less than the remainder of the season, a home-and-home series may be "swapped," when feasible. Alternatively, the game may be relocated to another facility in the affected club's home territory or as close to the affected club's home territory as possible. At the Commissioner's election, the game may be played in the stadium of the road team or at a neutral site.

5. If the stadium will be unavailable for the balance of the season, scheduled home games will be played at another facility in the affected club's home territory or as close to the affected club's home territory as possible. At the Commissioner's election, one or more games may be played in the stadium of the road team or at a neutral site.

6. If an incident requires that a determination to postpone or relocate a game be made prior to game day, every effort shall be made to make such determination no later than the third day prior to the scheduled game.

### E. Competitive Policy for Cancelled Games

If a game is cancelled, a team's standing in its division or in its conference (e.g., qualification as a Wild Card in the playoffs or position in playoff seeding) shall be determined on the basis of its final record. When necessary, playoff tiebreakers shall be calculated according to per game average for all teams.

### F. Unfair Acts

1. Commissioner's Authority — The Commissioner has sole authority to investigate and take appropriate disciplinary or corrective measures if any club action, non-participant interference, or emergency occurs in an NFL game which he deems so unfair or outside the accepted tactics encountered in professional football that such action has a major effect on the result of the game.

2. No Club Protests — The authority and measures provided for in this section (Unfair Acts) do not constitute a protest mechanism for NFL clubs to dispute the result of a game. The Commissioner will conduct an investigation under this section only to review an act or occurrence that he deems so unfair that the result of the game in question may be inequitable to one of the participating teams. The Commissioner will not apply his authority under this section when a club registers a complaint concerning a judgmental error or routine error of omission by Game Officials. Games involving such complaints will continue to stand as



completed.

3. Penalties for Unfair Acts — The Commissioner's authority under this section (Unfair Acts) include the imposition of monetary fines and draft choice forfeitures, suspension of persons involved, and, if appropriate, the reversal of a game's result or the rescheduling of a game, either from the beginning or from the point at which the extraordinary act occurred. In the event of rescheduling a game, the Commissioner will be guided by the procedures specified above ("Procedures for Starting and Resuming Games" under Emergencies). In all cases, the Commissioner will conduct a full investigation, including the opportunity for hearings, use of game video, and any other procedures and materials he deems appropriate.

4. Removing Team from Field — No player, coach, or other person affiliated with a club may remove that club's team from the field during the playing of any game, including preseason, except at the direction of the Referee. Any club violating this rule will be subject to disciplinary action by the Commissioner, including possible game forfeiture and sole liability for financial losses suffered by the opposing club and any other affected member clubs of the League. [See Section 9.1(E) of the NFL Constitution and Bylaws.]



# **Pro Football Writers of America Record Book & History (1964-2022)**



# TABLE OF CONTENTS

About The PFWA .....	2
PFWA Presidents/2022 Officers & Board.....	3
2022 PFWA Chapters .....	4
On-Field Awards (1966-2021).....	5-7
Off-Field Awards (1969-2022).....	8-11
All-NFL Teams (1966-2021) .....	12-19
All-NFL Players.....	20-23
Most First Team All-NFL Players By Team .....	23
Rookies Selected To First Team All-NFL .....	23
All-NFL Records.....	24
All-NFL First Team Multiple Honorees.....	24
Most Players Selected To First Team All-NFL.....	24
All-AFC Teams .....	25-28
All-NFC Teams.....	29-32
All-Conference Players (1992-2021) .....	33-36
Most All-Conference Players By Team .....	36
Most Players Selected To All-Conference.....	36
Rookies Selected To All-Conference .....	36
All-Conference Records.....	37
All-Conference Multiple Honorees.....	37
All-Rookie Teams (1974-2021).....	38-44
All-Rookie Players .....	45-50
Most First Team All-Rookie Players By Team .....	50
All-Rookie First Team Multiple Honorees .....	50
Most Players Selected To First Team All-Rookie .....	50
All-Rookie Positions Not Selected.....	50

## Pro Football Writers of America Record Book & History (1964-2022)

The **Pro Football Writers of America History & Record Book (1964-2022)** was originally compiled by PFWA Director of Communications **Chris Pika** from January-May 2019, with the help of the PFWA award press release archives stored on ProFootballWriters.org, significant assistance in completion of the PFWA awards archives from **John Turney** of the Professional Football Researchers Association (PFRA), **Hub Arkush** and the archives of *Pro Football Weekly*, NFL Record and Fact Book/Record Manual archives, **Jon Kendle** and **Saleem Choudhry** of the Pro Football Hall of Fame, PFWA Newsletter archives from **Howard Balzer**, fact-checking on Newspapers.com and ProFootballReference.com and the invaluable assistance and support of former PFWA President **Bob Glauber**, current PFWA President **Lindsay Jones** and current PFWA Secretary-Treasurer **Mike Sando**. This publication and the information within is the property of the PFWA and can be utilized for editorial use as desired, with a kind request for credit to the PFWA if significant portions are used in publications/research. Information current as of **June 24, 2022**. If there are any corrections to these lists (with documentation), please contact the PFWA at **ProFootballWriters@gmail.com**.

### Notes

The PFWA MVP, Offensive Player of the Year, Defensive Player of the Year, Offensive Rookie of the Year, Defensive Rookie of the Year, Comeback Player of the Year and Coach of the Year were presented from 1992-2012, the Executive of the Year and the Assistant Coach of the Year were presented from 1993-2012 and the Most Improved Player of the Year was presented from 2000-12 in conjunction with *Pro Football Weekly*. The Rookie of the Year award was presented in 1966, 1975-91 and yearly since 2013.

The PFWA presented AFL and NFL Coach of the Year awards from 1967-69 and AFC and NFC Coach of the Year awards from 1970-89, with the exception of 1977.

The PFWA selected its' first All-NFL team in 1966. After a one-year break in 1967, the PFWA selected a combined All-AFL/NFL Team in 1968-69 and a All-NFL team from 1970-present. The PFWA selected a first and second team from 1968-76. The PFWA's All-NFL teams were presented in conjunction with *Pro Football Weekly* from 1992-2012.

The PFWA has selected an All-AFC and All-NFC team continuously since 1992. The PFWA's All-Conference teams were presented in conjunction with *Pro Football Weekly* from 1992-2012.

The PFWA has selected an All-Rookie team continuously since 1974. The PFWA selected a first and second team in 1976. The PFWA's All-Rookie teams were presented in conjunction with *Pro Football Weekly* from 1992-2012.

# ABOUT THE PFWA



In its 59th season in 2022, the **Professional Football Writers of America (PFWA)** is the official voice of pro football writers, promoting and fighting for access to NFL personnel to best serve the public. The PFWA is made up of accredited writers who cover the NFL and the 32 teams daily.

**Lindsay Jones** of *The Ringer* is the PFWA president for the 2021-22 seasons and the organization's 30th president. **Jenny Vrentas** of the *New York Times* is the PFWA's first vice-president, **Calvin Watkins** of the *Dallas Morning News* is the second vice-president and **Mike Sando** of *The Athletic* is the PFWA secretary-treasurer. At-large board members include **Nicki Jhabvala** of the *Washington Post*,

*USA Today's* **Mike Jones**, ESPN.com's **Jeff Legwold** and ProFootballTalk.com's **Charean Williams**.

The PFWA has established local chapters in each NFL market to assist members, monitor each club's adherence to the NFL Media Access Policy and increase PFWA membership by qualified media personnel. Each chapter's executives work with their local club's public relations staff and communicates with PFWA officers on issues relating to coverage, all in an effort to fulfill the PFWA's mission statement to promote and fight for access to NFL personnel to best serve the public.

The PFWA works with the NFL each year to assign pool reporters in every market, who may visit the officials locker room following games to make inquiries about rule interpretations for distribution to all media.

Each year in January, members select the PFWA's **On-Field Awards**: All-NFL, All-AFC/NFC and All-Rookie teams along with individual awards for Most Valuable Player, Offensive and Defensive Players of the Year, Rookie of the Year, Offensive and Defensive Rookies of the Year, Comeback Player of the Year, Most Improved Player of the Year, Coach of the Year, Executive of the Year and Assistant Coach of the Year. The PFWA On-Field Awards are announced during the week of the AFC and NFC Championship Games.

In the spring, members nominate and vote for the **Off-Field Awards**: **Good Guy Award** (NFL player for his qualities and style in helping pro football writers do their jobs), **George Halas Award** (NFL player, coach or staff member who overcomes the most adversity to succeed), **Jack Horrigan Award** (league or club official for his or her qualities and style in helping the pro football writers do their job), **Bill Nunn Jr. Award** (reporter who has made a long and distinguished contribution to pro football through coverage), **Terez A. Paylor Emerging Writer Award** (rising star in pro football writing), **Pete Rozelle Award** (NFL club PR staff that consistently strives for excellence in its dealings and relationships with the media) and the **Paul "Dr. Z" Zimmerman Award** (lifetime achievement as an assistant coach in the NFL) The Off-Field Awards are announced prior to clubs finishing their spring OTAs.

The PFWA also conducts the **Dick Connor Writing Awards**, which honors the best writing by members in beat reporting, columns, features, enterprise news/features, breaking news, and game stories by members. The Connor Awards, which span the period after the Super Bowl and continues through the following year's Super Bowl, are announced during the preseason each year. Beginning in 2019, the Connor Award categories were named for some of the renowned pro football writers who chronicled the NFL over the league's first 100 seasons: the **Bob Oates Beat Reporting Award** (*Los Angeles Times* reporter and the PFWA's 1974 Bill Nunn Jr. Award winner), the **Dave Anderson Column Writing Award** (*New York Times*' Pulitzer Prize-winning columnist and the 1998 Nunn Award honoree), the **Bryan Burwell Feature Writing Award** (*St. Louis Post-Dispatch* and *New York Daily News* writer and columnist), the **Lesley Visser Enterprise News/Features Award** (pioneering football writer who became the NFL's first female beat reporter in 1976 at the *Boston Globe* and who later worked for CBS), the **Will McDonough Breaking News Award** (*Boston Globe* reporter and columnist who went on to a decorated career in TV journalism and the 1990 Nunn Award winner) and the **Dave Goldberg Game Story Award** (41-year *Associated Press* reporter and 2015 Nunn Award honoree).

The **Art Rooney Scholarship** is awarded each year to a child of a PFWA member who is entering his or her freshman year of college. Applications for the Rooney Scholarship are available in early summer each year from the PFWA for children who graduated high school in the spring. The winner is announced at the PFWA's Annual Meeting during Super Bowl week.

The PFWA (originally established as the Pro Football Writers Association of America or PFWAA) was founded December 28, 1963 in Chicago, and **George Strickler** of the *Chicago Tribune* was elected as the organization's first president. The PFWA selected its' first All-NFL team in 1966, an All-AFL/NFL team in 1968-69 and again an All-NFL team each season since the 1970 AFL-NFL merger. The PFWA has selected All-AFC/NFC teams since 1992 and an All-Rookie Team since 1974. The PFWA first gave a NFL MVP and Rookie of the Year award in 1966, and after a hiatus from 1967-74, the group has selected an MVP and Rookie of the Year each year since 1975. The oldest of the Off-Field Awards selected by the membership are the Halas Award and the Nunn Award (which is presented to the honoree during each year's Pro Football Hall of Fame Enshrinement Ceremony in Canton, Ohio), which each date back to 1969.

Follow the PFWA at ProFootballWriters.org and on Twitter at @PFWAwriters.

# PFWA PRESIDENTS/2022 OFFICERS & BOARD

## Seasons – Name, Affiliation

- 1964-65 – **George Strickler\***, *Chicago Tribune*  
 1966-67 – **Lewis “Tony” Atchison\***, *Washington Star*  
 1968-69 – **Edwin Pope\***, *Miami Herald*  
 1970-71 – **William Guthrie\***, *New Haven Journal-Courier*  
 1972-73 – **Larry Felser\***, *Buffalo News*  
 1974-75 – **Larry Fox**, *New York Daily News*  
 1976-77 – **Bob Roesler\***, *New Orleans Times-Picayune*  
 1978-79 – **John Steadman\***, *Baltimore News-American*  
 1980-81 – **Dick Connor\***, *Denver Post*  
 1982 – **Paul Zimmerman\***, *Sports Illustrated*  
 1983-84 – **Cooper Rollow\***, *Chicago Tribune*  
 1985-86 – **Vito Stellino**, *Baltimore Sun*  
 1987-88 – **Glenn Sheeley**, *Atlanta Journal-Constitution*  
 1989-90 – **Don Pierson**, *Chicago Tribune*  
 1991-92 – **Ira Miller**, *San Francisco Chronicle*  
 1993-94 – **Vic Carucci**, *Buffalo News*  
 1995-96 – **Len Pasquarelli**, *Atlanta Journal-Constitution*  
 1997-98 – **Steve Schoenfeld\***, *Arizona Republic*  
 1999-2000 – **John Clayton\***, *ESPN*  
 2001-02 – **Adam Schefter**, *Denver Post*  
 2003-04 – **John McClain**, *Houston Chronicle*  
 2005-06 – **David Elfin**, *Washington Times*  
 2007-08 – **Alex Marvez**, *FoxSports.com*  
 2009-10 – **Charean Williams**, *Fort Worth Star-Telegram*  
 2011-12 – **Mark Gaughan**, *Buffalo News*  
 2013-14 – **D. Orlando Ledbetter**, *Atlanta Journal-Constitution*  
 2015-16 – **Jeff Legwold**, *ESPN.com*  
 2017 – **Jim Trotter**, *ESPN*  
 2018-20 – **Bob Glauber**, *Newsday*  
 2021-22 – **Lindsay Jones**, *The Ringer*

\* – deceased



**George Strickler**  
*Chicago Tribune*

**PFWA Founder**  
**PFWA President**  
1964-1965

## 2022 PFWA OFFICERS



**Lindsay Jones**  
*The Ringer*  
PFWA President



**Jenny Vrentas**  
*New York Times*  
PFWA 1st VP




**Calvin Watkins**  
*Dallas Morning News*  
PFWA 2nd VP



**Mike Sando**  
*The Athletic*  
Secretary-Treasurer

## PFWA AT-LARGE BOARD MEMBERS



**Nicki Jhabvala**  
*Washington Post*



**Mike Jones**  
*USA Today*



**Jeff Legwold**  
*ESPN.com*



**Charean Williams**  
*ProFootballTalk.com*

# 2022 PFWA CHAPTERS

The PFWA has established local chapters in each NFL market to assist members, monitor each club's adherence to the NFL Media Access Policy and increase PFWA membership by qualified media personnel. Each chapter's executives will work with their local club's public relations staff and will communicate with PFWA officers on issues relating to coverage, all in an effort to fulfill the PFWA's mission statement to promote and fight for access to NFL personnel to best serve the public.

Several chapters give local "Good Guy" awards each year to players for qualities and style in helping pro football writers do their jobs.

Each local PFWA chapter will hold elections in 2022 for a president and vice president to serve two-year terms.

	<b>CHAPTER PRESIDENT</b>	<b>CHAPTER VICE PRESIDENT</b>
National NFL Writers	John Kryk, <i>Toronto Sun</i>	Sam Farmer, <i>Los Angeles Times</i>
<b>AFC TEAM</b>	<b>CHAPTER PRESIDENT</b>	<b>CHAPTER VICE PRESIDENT</b>
Baltimore	Jamison Hensley, ESPN.com	Luke Jones, WNST
Buffalo	Jay Skurski, <i>Buffalo News</i>	John Wawrow, <i>Associated Press</i>
Cincinnati	Paul Dehner Jr., <i>Cincinnati Enquirer</i>	
Cleveland	Mary Kay Cabot, <i>Cleveland Plain-Dealer</i>	Scott Petrak, <i>Elyria Chronicle-Telegram</i>
Denver	Arnie Stapleton, <i>Associated Press</i>	Mike Klis, 9News
Houston	Aaron Wilson, ProFootballNetwork.com	Sarah Barshop, ESPN.com
Indianapolis	Stephen Holder, The Athletic	Mike Wells, ESPN.com
Jacksonville	Gene Frenette, <i>Jacksonville Times-Union</i>	Mike DiRocco, ESPN.com
Kansas City	Adam Teicher, ESPN.com	Matt Derrick, <i>Chiefs Digest</i>
Las Vegas	Paul Gutierrez, ESPN.com	
LA Chargers	Joe Reedy, <i>Associated Press</i>	Jeff Miller, <i>Los Angeles Times</i>
Miami	Hal Habib, <i>Palm Beach Post</i>	
New England	Andrew Callahan, <i>Boston Herald</i>	Karen Guregian, <i>Boston Herald</i>
NY Jets	Rich Cimini, ESPN.com	Brian Costello, <i>New York Post</i>
Pittsburgh	Mark Kaboly, The Athletic	Ray Fittipaldo, <i>Pittsburgh Post-Gazette</i>
Tennessee	Teresa Walker, <i>Associated Press</i>	Paul Kuharsky, PaulKuharsky.com
<b>NFC TEAM</b>	<b>CHAPTER PRESIDENT</b>	<b>CHAPTER VICE PRESIDENT</b>
Arizona	Kent Somers, <i>Arizona Republic</i>	John Weinfuss, ESPN.com
Atlanta	Mike Rothstein, ESPN	
Carolina	Joe Person, The Athletic	
Chicago	Hub Arkush, Pro Football Weekly	Patrick Finley, <i>Chicago Sun-Times</i>
Dallas	Clarence Hill Jr., <i>Fort Worth Star-Telegram</i>	Adam Hoge, NBCS Chicago
Detroit	Dave Birkett, <i>Detroit Free Press</i>	Calvin Watkins, <i>Dallas Morning News</i>
Green Bay	Tom Silverstein, <i>Milwaukee Journal Sentinel</i>	Paula Pasche, LionsLowdown.com
LA Rams	Gary Klein, <i>Los Angeles Times</i>	Rob Demovsky, ESPN.com
Minnesota	Chris Thomasson, <i>St. Paul Pioneer Press</i> (interim)	Greg Beacham, <i>Associated Press</i>
New Orleans	Larry Holder, The Athletic	Luke Johnson, <i>New Orleans Times-Picayune/Advocate</i>
NY Giants	Tom Rock, <i>Newsday</i>	Art Stapleton, <i>Bergen Record</i>
Philadelphia	Zack Berman, <i>Philadelphia Inquirer</i>	Mike Kaye, NJ.com
San Francisco	Matt Maiocco, NBCS Bay Area	Matt Barrows, The Athletic
Seattle	Bob Condotta, <i>Seattle Times</i>	Brady Henderson, ESPN.com
Tampa Bay	Ira Kaufman, JoeBucsFan.com	Greg Auman, The Athletic
Washington	John Keim, ESPN.com	

(list as of July 1, 2022)

# ON-FIELD AWARDS (1966-2021)

## **MOST VALUABLE PLAYER**

1966 – QB Bart Starr, Green Bay Packers  
1967-74 – no award  
1975 – QB Fran Tarkenton, Minnesota Vikings  
1976 – QB Bert Jones, Baltimore Colts  
1977 – RB Walter Payton, Chicago Bears  
1978 – RB Earl Campbell, Houston Oilers  
1979 – RB Earl Campbell, Houston Oilers  
1980 – QB Brian Sipe, Cleveland Browns  
1981 – QB Ken Anderson, Cincinnati Bengals  
1982 – QB Dan Fouts, San Diego Chargers  
1983 – QB Joe Theismann, Washington Redskins  
1984 – QB Dan Marino, Miami Dolphins  
1985 – RB Marcus Allen, Los Angeles Raiders  
1986 – LB Lawrence Taylor, New York Giants  
1987 – WR Jerry Rice, San Francisco 49ers  
1988 – QB Boomer Esiason, Cincinnati Bengals  
1989 – QB Joe Montana, San Francisco 49ers  
1990 – QB Randall Cunningham, Philadelphia Eagles  
1991 – RB Thurman Thomas, Buffalo Bills  
1992 – QB Steve Young, San Francisco 49ers  
1993 – RB Emmitt Smith, Dallas Cowboys  
1994 – QB Steve Young, San Francisco 49ers  
1995 – QB Brett Favre, Green Bay Packers  
1996 – QB Brett Favre, Green Bay Packers  
1997 – RB Barry Sanders, Detroit Lions  
1998 – RB Terrell Davis, Denver Broncos  
1999 – QB Kurt Warner, St. Louis Rams  
2000 – RB Marshall Faulk, St. Louis Rams  
2001 – RB Marshall Faulk, St. Louis Rams  
2002 – QB Rich Gannon, Oakland Raiders  
2003 – RB Jamal Lewis, Baltimore Ravens  
2004 – QB Peyton Manning, Indianapolis Colts  
2005 – RB Shaun Alexander, Seattle Seahawks  
2006 – RB LaDainian Tomlinson, San Diego Chargers  
2007 – QB Tom Brady, New England Patriots  
2008 – QB Peyton Manning, Indianapolis Colts  
2009 – QB Peyton Manning, Indianapolis Colts  
2010 – QB Tom Brady, New England Patriots  
2011 – QB Aaron Rodgers, Green Bay Packers  
2012 – RB Adrian Peterson, Minnesota Vikings  
2013 – QB Peyton Manning, Denver Broncos  
2014 – QB Aaron Rodgers, Green Bay Packers  
2015 – QB Cam Newton, Carolina Panthers  
2016 – QB Matt Ryan, Atlanta Falcons  
2017 – QB Tom Brady, New England Patriots  
2018 – QB Patrick Mahomes, Kansas City Chiefs  
2019 – QB Lamar Jackson, Baltimore Ravens  
2020 – QB Aaron Rodgers, Green Bay Packers  
2021 – QB Aaron Rodgers, Green Bay Packers

## **MOST MVP AWARDS BY PLAYER**

4 - Peyton Manning, Aaron Rodgers  
3 - Tom Brady  
2 - Earl Campbell, Steve Young, Brett Favre, Marshall Faulk

## **MOST MVP AWARDS BY POSITION**

32 - QB; 14 - RB; 1 - LB; 1 - WR

## **MOST MVP AWARDS BY FRANCHISE**

7 - Green Bay  
4 - San Francisco, Baltimore/Indianapolis Colts  
3 - St. Louis/Los Angeles Rams, New England

## **OFFENSIVE PLAYER OF THE YEAR**

1992 – QB Steve Young, San Francisco 49ers  
1993 – RB Emmitt Smith, Dallas Cowboys  
1994 – QB Steve Young, San Francisco 49ers  
1995 – QB Brett Favre, Green Bay Packers  
1996 – QB Brett Favre, Green Bay Packers  
1997 – RB Barry Sanders, Detroit Lions  
1998 – RB Barry Sanders, Detroit Lions  
1999 – QB Kurt Warner, St. Louis Rams  
2000 – RB Marshall Faulk, St. Louis Rams  
2001 – RB Marshall Faulk, St. Louis Rams  
2002 – QB Rich Gannon, Oakland Raiders  
2003 – RB Jamal Lewis, Baltimore Ravens  
2004 – QB Peyton Manning, Indianapolis Colts  
2005 – RB Shaun Alexander, Seattle Seahawks  
2006 – RB LaDainian Tomlinson, San Diego Chargers  
2007 – QB Tom Brady, New England Patriots  
2008 – QB Peyton Manning, Indianapolis Colts  
2009 – QB Peyton Manning, Indianapolis Colts  
2010 – QB Tom Brady, New England Patriots  
2011 – QB Aaron Rodgers, Green Bay Packers  
2012 – RB Adrian Peterson, Minnesota Vikings  
2013 – QB Peyton Manning, Denver Broncos  
2014 – RB DeMarco Murray, Dallas Cowboys  
2015 – QB Cam Newton, Carolina Panthers  
2016 – QB Matt Ryan, Atlanta Falcons  
2017 – RB Todd Gurley, Los Angeles Rams  
2018 – QB Patrick Mahomes, Kansas City Chiefs  
2019 – QB Lamar Jackson, Baltimore Ravens  
2020 – QB Aaron Rodgers, Green Bay Packers  
2021 – WR Cooper Kupp, Los Angeles Rams

## **DEFENSIVE PLAYER OF THE YEAR**

1992 – DT Cortez Kennedy, Seattle Seahawks  
1993 – DE Bruce Smith, Buffalo Bills  
1994 – CB Deion Sanders, San Francisco 49ers  
1995 – LB Bryce Paup, Buffalo Bills  
1996 – DE Bruce Smith, Buffalo Bills  
1997 – DT Dana Stubblefield, San Francisco 49ers  
1998 – DE Reggie White, Green Bay Packers  
1999 – DT Warren Sapp, Tampa Bay Buccaneers  
2000 – LB Ray Lewis, Baltimore Ravens  
2001 – DE Michael Strahan, New York Giants  
2002 – LB Derrick Brooks, Tampa Bay Buccaneers  
2003 – LB Ray Lewis, Baltimore Ravens  
2004 – S Ed Reed, Baltimore Ravens  
2005 – LB Brian Urlacher, Chicago Bears  
2006 – DE Jason Taylor, Miami Dolphins  
2007 – S Bob Sanders, Indianapolis Colts  
2008 – LB James Harrison, Pittsburgh Steelers  
2009 – CB Charles Woodson, Green Bay Packers  
2010 – LB Clay Matthews, Green Bay Packers

2011 – LB Terrell Suggs, Baltimore Ravens  
2012 – DE J.J. Watt, Houston Texans  
2013 – DE Robert Quinn, St. Louis Rams  
2014 – DE J.J. Watt, Houston Texans  
2015 – DE J.J. Watt, Houston Texans  
2016 – DE Khalil Mack, Oakland Raiders  
2017 – DE Calais Campbell, Jacksonville Jaguars  
2018 – DT Aaron Donald, Los Angeles Rams  
2019 – CB Stephon Gilmore, New England Patriots  
2020 – DT Aaron Donald, Los Angeles Rams  
2021 – LB T.J. Watt, Pittsburgh Steelers

## **ROOKIE OF THE YEAR**

1966 – MLB Tommy Nobis, Atlanta Falcons  
1967-74 – no award  
1975 – RB Mike Thomas, Washington Redskins  
1976 – WR Sammy White, Minnesota Vikings  
1977 – RB Tony Dorsett, Dallas Cowboys  
1978 – RB Earl Campbell, Houston Oilers  
1979 – RB Ottis Anderson, St. Louis Cardinals  
1980 – RB Billy Sims, Detroit Lions  
1981 – RB George Rogers, New Orleans Saints  
1982 – RB Marcus Allen, Los Angeles Raiders  
1983 – RB Eric Dickerson, Los Angeles Rams  
1984 – WR/KR Louis Lipps, Pittsburgh Steelers  
1985 – WR Eddie Brown, Cincinnati Bengals  
1986 – RB Rueben Mayes, New Orleans Saints  
1987 – ILB Shane Conlan, Buffalo Bills  
1988 – RB John Stephens, New England Patriots  
1989 – RB Barry Sanders, Detroit Lions  
1990 – S Mark Carrier, Chicago Bears  
1991 – OLB Mike Croel, Denver Broncos  
1992-2012 – no award  
2013 – RB Eddie Lacy, Green Bay Packers  
2014 – WR Odell Beckham Jr., New York Giants  
2015 – RB Todd Gurley, St. Louis Rams  
2016 – RB Ezekiel Elliott, Dallas Cowboys  
2017 – RB Kareem Hunt, Kansas City Chiefs  
2018 – QB Baker Mayfield, Cleveland Browns  
2019 – DE Nick Bosa, San Francisco 49ers  
2020 – QB Justin Herbert, Los Angeles Chargers  
2021 – LB Micah Parsons, Dallas Cowboys

## **OFFENSIVE ROOKIE OF THE YEAR**

1992 – PK Jason Hanson, Detroit Lions  
1993 – RB Jerome Bettis, Los Angeles Rams  
1994 – RB Marshall Faulk, Indianapolis Colts  
1995 – RB Curtis Martin, New England Patriots  
1996 – RB Eddie George, Houston Oilers  
1997 – RB Warrick Dunn, Tampa Bay Buccaneers  
1998 – WR Randy Moss, Minnesota Vikings  
1999 – RB Edgerrin James, Indianapolis Colts  
2000 – RB Mike Anderson, Denver Broncos  
2001 – RB Anthony Thomas, Chicago Bears  
2002 – RB Clinton Portis, Denver Broncos  
2003 – WR Anquan Boldin, Arizona Cardinals  
2004 – QB Ben Roethlisberger, Pittsburgh Steelers



# ON-FIELD AWARDS (1966-2021)

2005 – RB Cadillac Williams, Tampa Bay Buccaneers  
2006 – QB Vince Young, Tennessee Titans  
2007 – RB Adrian Peterson, Minnesota Vikings  
2008 – QB Matt Ryan, Atlanta Falcons  
2009 – WR Percy Harvin, Minnesota Vikings  
2010 – QB Sam Bradford, St. Louis Rams  
2011 – QB Cam Newton, Carolina Panthers  
2012 – QB Robert Griffin III, Washington Redskins  
2013 – WR Keenan Allen, San Diego Chargers  
2014 – WR Odell Beckham Jr., New York Giants  
2015 – RB Todd Gurley, St. Louis Rams  
2016 – RB Ezekiel Elliott, Dallas Cowboys  
2017 – RB Kareem Hunt, Kansas City Chiefs & RB Alvin Kamara, New Orleans Saints  
2018 – RB Saquon Barkley, New York Giants  
2019 – RB Josh Jacobs, Oakland Raiders  
2020 – QB Justin Herbert, Los Angeles Chargers  
2021 – WR Ja'Marr Chase, Cincinnati Bengals

## DEFENSIVE ROOKIE OF THE YEAR

1992 – CB/PR Dale Carter, Kansas City Chiefs  
1993 – DT Dana Stubblefield, San Francisco 49ers  
1994 – DT Tim Bowens, Miami Dolphins  
1995 – DE Hugh Douglas, New York Jets  
1996 – DE Simeon Rice, Arizona Cardinals  
1997 – LB Peter Boulware, Baltimore Ravens  
1998 – CB Charles Woodson, Oakland Raiders  
1999 – DE Jevon Kearse, Tennessee Titans  
2000 – LB Brian Urlacher, Chicago Bears  
2001 – LB Kendrell Bell, Pittsburgh Steelers  
2002 – DE Julius Peppers, Carolina Panthers  
2003 – LB Terrell Suggs, Baltimore Ravens  
2004 – CB Dunta Robinson, Houston Texans  
2005 – LB Shawne Merriman, San Diego Chargers  
2006 – LB DeMeco Ryans, Houston Texans  
2007 – LB Patrick Willis, San Francisco 49ers  
2008 – LB Jerod Mayo, New England Patriots  
2009 – LB Brian Cushing, Houston Texans  
2010 – DT Ndamukong Suh, Detroit Lions  
2011 – OLB Aldon Smith, San Francisco 49ers  
2012 – LB Luke Kuechly, Carolina Panthers  
2013 – LB Kiko Alonso, Buffalo Bills  
2014 – DT Aaron Donald, St. Louis Rams  
2015 – CB Marcus Peters, Kansas City Chiefs  
2016 – DE Joey Bosa, San Diego Chargers  
2017 – CB Marshon Lattimore, New Orleans Saints  
2018 – LB Darius Leonard, Indianapolis Colts  
2019 – DE Nick Bosa, San Francisco 49ers  
2020 – DE Chase Young, Washington Football Team  
2021 – LB Micah Parsons, Dallas Cowboys

## COMEBACK PLAYER OF THE YEAR

1992 – QB Randall Cunningham, Philadelphia Eagles  
1993 – RB Marcus Allen, Kansas City Chiefs  
1994 – QB Dan Marino, Miami Dolphins  
1995 – QB Jim Harbaugh, Indianapolis Colts  
1996 – RB Jerome Bettis, Pittsburgh Steelers

1997 – WR Robert Brooks, Green Bay Packers  
1998 – QB Doug Flutie, Buffalo Bills  
1999 – DT Bryant Young, San Francisco 49ers  
2000 – DE Joe Johnson, New Orleans Saints  
2001 – RB Garrison Hearst, San Francisco 49ers  
2002 – QB Tommy Maddox, Pittsburgh Steelers  
2003 – QB Jon Kitna, Cincinnati Bengals  
2004 – RB Willis McGahee, Buffalo Bills  
2005 – WR Steve Smith, Carolina Panthers  
2006 – QB Chad Pennington, New York Jets  
2007 – WR Randy Moss, New England Patriots  
2008 – QB Chad Pennington, Miami Dolphins  
2009 – QB Tom Brady, New England Patriots  
2010 – QB Michael Vick, Philadelphia Eagles  
2011 – QB Matthew Stafford, Detroit Lions  
2012 – RB Adrian Peterson, Minnesota Vikings  
2013 – QB Philip Rivers, San Diego Chargers  
2014 – TE Rob Gronkowski, New England Patriots  
2015 – S Eric Berry, Kansas City Chiefs  
2016 – WR Jordy Nelson, Green Bay Packers  
2017 – WR Keenan Allen, Los Angeles Chargers  
2018 – QB Andrew Luck, Indianapolis Colts  
2019 – QB Ryan Tannehill, Tennessee Titans  
2020 – QB Alex Smith, Washington Football Team  
2021 – QB Joe Burrow, Cincinnati Bengals

## MOST IMPROVED PLAYER OF THE YEAR

2000 – QB Jeff Garcia, San Francisco 49ers  
2001 – QB Kordell Stewart, Pittsburgh Steelers  
2002 – QB Chad Pennington, New York Jets  
2003 – QB Jon Kitna, Cincinnati Bengals  
2004 – QB Drew Brees, San Diego Chargers  
2005 – DE Osi Umenyiora, New York Giants  
2006 – RB Frank Gore, San Francisco 49ers  
2007 – QB Derek Anderson, Cleveland Browns  
2008 – RB DeAngelo Williams, Carolina Panthers  
2009 – WR Miles Austin, Dallas Cowboys  
2010 – RB Arian Foster, Houston Texans  
2011 – WR Victor Cruz, New York Giants  
2012 – WR Dez Bryant, Dallas Cowboys  
2013 – WR Alshon Jeffery, Chicago Bears  
2014 – RB Le'Veon Bell, Pittsburgh Steelers  
2015 – QB Kirk Cousins, Washington Redskins & CB Josh Norman, Carolina Panthers  
2016 – LB Vic Beasley, Atlanta Falcons  
2017 – QB Jared Goff, Los Angeles Rams  
2018 – TE George Kittle, San Francisco 49ers  
2019 – QB Ryan Tannehill, Tennessee Titans  
2020 – QB Josh Allen, Buffalo Bills  
2021 – CB Trevon Diggs, Dallas Cowboys & RB Cordarrelle Patterson, Atlanta Falcons

## COACH OF THE YEAR

1966 – Tom Landry, Dallas Cowboys  
1967 AFL – John Rauch, Oakland Raiders  
1967 NFL – Vince Lombardi, Green Bay Packers  
1968 AFL – Weeb Ewbank, New York Jets

1968 NFL – Don Shula, Baltimore Colts  
1969 AFL – John Madden, Oakland Raiders  
1969 NFL – Bud Grant, Minnesota Vikings  
1970 AFC – Paul Brown, Cincinnati Bengals  
1970 NFC – Dick Nolan, San Francisco 49ers  
1971 AFC – Don Shula, Miami Dolphins  
1971 NFC – George Allen, Washington Redskins  
1972 AFC – Don Shula, Miami Dolphins  
1972 NFC – Dan Devine, Green Bay Packers  
1973 AFC – John Ralston, Denver Broncos  
1973 NFC – Chuck Knox, Los Angeles Rams  
1974 AFC – Sid Gilman, Houston Oilers  
1974 NFC – Don Coryell, St. Louis Cardinals  
1975 AFC – Ted Marchibroda, Baltimore Colts  
1975 NFC – Tom Landry, Dallas Cowboys  
1976 AFC – Chuck Fairbanks, New England Patriots  
1976 NFC – Jack Pardee, Chicago Bears  
1977 – Red Miller, Denver Broncos  
1978 AFC – Walt Michaels, New York Jets  
1978 NFC – Dick Vermeil, Philadelphia Eagles  
1979 AFC – Don Coryell, San Diego Chargers  
1979 NFC – Dick Vermeil, Philadelphia Eagles  
1980 AFC – Chuck Knox, Buffalo Bills  
1980 NFC – Leeman Bennett, Atlanta Falcons  
1981 AFC – Forrest Gregg, Cincinnati Bengals  
1981 NFC – Bill Walsh, San Francisco 49ers  
1982 AFC – Tom Flores, Los Angeles Raiders  
1982 NFC – Joe Gibbs, Washington Redskins  
1983 AFC – Chuck Noll, Pittsburgh Steelers  
1983 NFC – Joe Gibbs, Washington Redskins  
1984 AFC – Chuck Knox, Seattle Seahawks  
1984 NFC – Bill Walsh, San Francisco 49ers  
1985 AFC – Raymond Berry, New England Patriots  
1985 NFC – Mike Ditka, Chicago Bears  
1986 AFC – Marty Schottenheimer, Cleveland Browns  
1986 NFC – Bill Parcells, New York Giants  
1987 AFC – Ron Meyer, New England Patriots  
1987 NFC – Jim Mora, New Orleans Saints  
1988 AFC – Sam Wyche, Cincinnati Bengals  
1988 NFC – Mike Ditka, Chicago Bears  
1989 AFC – Chuck Noll, Pittsburgh Steelers  
1989 NFC – Lindy Infante, Green Bay Packers  
1990 – Art Shell, Los Angeles Raiders  
1991 – Wayne Fontes, Detroit Lions  
1992 – Bobby Ross, San Diego Chargers  
1993 – Dan Reeves, New York Giants  
1994 – Bill Parcells, New England Patriots  
1995 – Dom Capers, Carolina Panthers  
1996 – Dom Capers, Carolina Panthers  
1997 – Jim Fassel, New York Giants  
1998 – Dan Reeves, Atlanta Falcons  
1999 – Dick Vermeil, St. Louis Rams  
2000 – Jim Haslett, New Orleans Saints  
2001 – Dick Jauron, Chicago Bears  
2002 – Andy Reid, Philadelphia Eagles  
2003 – Bill Belichick, New England Patriots  
2004 – Marty Schottenheimer, San Diego Chargers  
2005 – Lovie Smith, Chicago Bears

# ON-FIELD AWARDS (1966-2021)

2006 – Sean Payton, New Orleans Saints  
 2007 – Bill Belichick, New England Patriots  
 2008 – Tony Sparano, Miami Dolphins  
 2009 – Marvin Lewis, Cincinnati Bengals  
 2010 – Bill Belichick, New England Patriots  
 2011 – Jim Harbaugh, San Francisco 49ers  
 2012 – Bruce Arians, Indianapolis Colts  
 2013 – Ron Rivera, Carolina Panthers  
 2014 – Bruce Arians, Arizona Cardinals  
 2015 – Ron Rivera, Carolina Panthers  
 2016 – Jason Garrett, Dallas Cowboys  
 2017 – Sean McVay, Los Angeles Rams  
 2018 – Matt Nagy, Chicago Bears  
 2019 – John Harbaugh, Baltimore Ravens  
 2020 – Kevin Stefanski, Cleveland Browns  
 2021 – Mike Vrabel, Tennessee Titans

2002 – Al Davis, Oakland Raiders  
 2003 – Scott Pioli, New England Patriots  
 2004 – A.J. Smith, San Diego Chargers  
 2005 – Bill Polian, Indianapolis Colts  
 2006 – Mickey Loomis, New Orleans Saints  
 2007 – Scott Pioli, New England Patriots  
 2008 – Bill Parcells, Miami Dolphins  
 2009 – Bill Polian, Indianapolis Colts  
 2010 – Scott Pioli, Kansas City Chiefs  
 2011 – Trent Baalke, San Francisco 49ers  
 2012 – Ryan Grigson, Indianapolis Colts  
 2013 – John Dorsey, Kansas City Chiefs  
 2014 – Jerry Jones, Dallas Cowboys  
 2015 – Mike Maccagnan, New York Jets  
 2016 – Reggie McKenzie, Oakland Raiders  
 2017 – Howie Roseman, Philadelphia Eagles  
 2018 – Chris Ballard, Indianapolis Colts  
 2019 – John Lynch, San Francisco 49ers  
 2020 – Brandon Beane, Buffalo Bills  
 2021 – Bill Belichick, New England Patriots

1998 – Brian Billick, Minnesota Vikings  
 1999 – Dom Capers, Jacksonville Jaguars  
 2000 – Marvin Lewis, Baltimore Ravens  
 2001 – Mike Mularkey, Pittsburgh Steelers  
 2002 – Monte Kiffin, Tampa Bay Buccaneers  
 2003 – Romeo Crennel, New England Patriots  
 2004 – Dick LeBeau, Pittsburgh Steelers  
 2005 – Ron Rivera, Chicago Bears  
 2006 – Rex Ryan, Baltimore Ravens  
 2007 – Jason Garrett, Dallas Cowboys  
 2008 – Dick LeBeau, Pittsburgh Steelers  
 2009 – Mike Zimmer, Cincinnati Bengals  
 2010 – Marty Mornhinweg, Philadelphia Eagles  
 2011 – Wade Phillips, Houston Texans  
 2012 – Bruce Arians, Indianapolis Colts  
 2013 – Ken Whisenhunt, San Diego Chargers  
 2014 – Todd Bowles, Arizona Cardinals  
 2015 – Hue Jackson, Cincinnati Bengals & Wade Phillips, Denver Broncos  
 2016 – Kyle Shanahan, Atlanta Falcons  
 2017 – Pat Shurmur, Minnesota Vikings  
 2018 – Vic Fangio, Chicago Bears  
 2019 – Greg Roman, Baltimore Ravens  
 2020 – Brian Daboll, Buffalo Bills  
 2021 – Dan Quinn, Dallas Cowboys

## EXECUTIVE OF THE YEAR

1993 – George Young, New York Giants  
 1994 – Carmen Policy, San Francisco 49ers  
 1995 – Bill Polian, Carolina Panthers  
 1996 – Bill Polian, Carolina Panthers  
 1997 – George Young, New York Giants  
 1998 – Front Office, Minnesota Vikings  
 1999 – Bill Polian, Indianapolis Colts  
 2000 – Randy Mueller, New Orleans Saints  
 2001 – Charley Arney, St. Louis Rams

## ASSISTANT COACH OF THE YEAR

1993 – Ray Rhodes, Green Bay Packers  
 1994 – Dom Capers, Pittsburgh Steelers  
 1995 – Pete Carroll, San Francisco 49ers  
 1996 – Dave Campo, Dallas Cowboys  
 1997 – John Fox, New York Giants

## 2021 PFWA ON-FIELD AWARD WINNERS



**QB Aaron Rodgers**  
*Green Bay Packers*  
**NFL MVP**



**WR Cooper Kupp**  
*Los Angeles Rams*  
**Offensive Player of the Year**



**DE T.J. Watt**  
*Pittsburgh Steelers*  
**Defensive Player of the Year**



**WR Ja'Marr Chase**  
*Cincinnati Bengals*  
**Rookie of the Year & Offensive Rookie of the Year**



**LB Micah Parsons**  
*Dallas Cowboys*  
**Defensive Rookie of the Year**



**QB Joe Burrow**  
*Cincinnati Bengals*  
**Comeback Player of the Year**



**CB Trevon Diggs**  
*Dallas Cowboys*  
**Co-Most Improved Player of the Year**



**RB Cordarrelle Patterson**  
*Atlanta Falcons*  
**Co-Most Improved Player of the Year**



**Mike Vrabel**  
*Tennessee Titans*  
**Coach of the Year**



**Bill Belichick**  
*New England Patriots*  
**Executive of the Year**



**Dan Quinn**  
*Dallas Cowboys*  
**Assistant Coach of the Year**

# OFF-FIELD AWARDS (1969-2022)

## GOOD GUY AWARD

The PFWA's Good Guy Award is given to a NFL player for his qualities and professional style in helping pro football writers do their jobs. The award was first given by the PFWA in 2005.

**NOTE:** Year indicates when award was presented for the previous season

- 2005 – Jerome Bettis, Pittsburgh Steelers
- 2006 – Tiki Barber, New York Giants
- 2007 – LaDainian Tomlinson, San Diego Chargers
- 2008 – Brett Favre, Green Bay Packers
- 2009 – Kurt Warner, Arizona Cardinals
- 2010 – Drew Brees, New Orleans Saints
- 2011 – Aaron Rodgers, Green Bay Packers
- 2012 – Tim Tebow, Denver Broncos
- 2013 – Tony Gonzalez, Atlanta Falcons
- 2014 – Russell Wilson, Seattle Seahawks
- 2015 – Richard Sherman, Seattle Seahawks
- 2016 – Thomas Davis, Carolina Panthers
- 2017 – Larry Fitzgerald, Arizona Cardinals
- 2018 – Chris Long, Philadelphia Eagles
- 2019 – Chris Long, Philadelphia Eagles
- 2020 – Eli Manning, New York Giants
- 2021 – Philip Rivers, Indianapolis Colts
- 2022 – Cameron Heyward, Pittsburgh Steelers

## GEORGE HALAS AWARD



The PFWA's George Halas Award is given to a NFL player, coach or staff member who overcomes the most adversity to succeed.

The award is named for Halas, a charter member (1963) of the Pro Football Hall of Fame, who was associated with the Chicago Bears and NFL from their inception in 1920 until his death in 1983 as an owner, manager, player and promoter.

Halas represented the Bears, then known as the Decatur Staleys, at the Sept. 17, 1920 organizational meeting of the American Football Association in Canton, Ohio. One year later, the AFA became known as the National Football League.

Halas' teams won six NFL titles in his 40 seasons as the Bears' coach. His 318 regular-season wins and 324 total victories were long-standing NFL records until broken by Don Shula in 1993.

**NOTE:** Year indicates when award was presented for the previous season

- 1969 – Joe Namath, New York Jets
- 1970 – Gale Sayers, Chicago Bears
- 1971 – Tom Dempsey, New Orleans Saints
- 1972 – Jimmy Johnson, San Francisco 49ers
- 1973 – Mike Tilleman, Atlanta Falcons
- 1974 – Dick Butkus, Chicago Bears
- 1975 – Rocky Bleier, Pittsburgh Steelers
- 1976 – Billy Kilmer, Washington Redskins
- 1977 – Tom DeLeone, Cleveland Browns

- 1978 – Pat Fischer, Washington Redskins
- 1979 – Bert Jones, Baltimore Colts
- 1980 – Roger Staubach, Dallas Cowboys
- 1981 – Rolf Benirschke, San Diego Chargers
- 1982 – Joe Klecko, New York Jets
- 1983 – Eddie Lee Ivery, Green Bay Packers
- 1984 – Ted Hendricks, Los Angeles Raiders
- 1985 – John Stallworth, Pittsburgh Steelers
- 1986 – Gary Jeter, Los Angeles Rams
- 1987 – William Andrews, Atlanta Falcons
- 1988 – Joe Montana, San Francisco 49ers
- 1989 – Karl Nelson, New York Giants
- 1990 – Tim Krumrie, Cincinnati Bengals
- 1991 – Dan Hampton, Chicago Bears
- 1992 – Mike Utey, Detroit Lions
- 1993 – Mark Bavaro, Cleveland Browns
- 1994 – Joe Montana, San Francisco 49ers
- 1995 – Dan Marino, Miami Dolphins
- 1996 – Larry Brown, Dallas Cowboys
- 1997 – Jim Harbaugh, Indianapolis Colts
- 1998 – Mark Schlereth, Denver Broncos
- 1999 – Dan Reeves, Atlanta Falcons
- 2000 – Bryant Young, San Francisco 49ers
- 2001 – Kerry Collins, New York Giants
- 2002 – Garrison Hearst, San Francisco 49ers
- 2003 – Robert Edwards, Miami Dolphins
- 2004 – Sam Mills, Carolina Panthers
- 2005 – Mark Fields, Carolina Panthers
- 2006 – Tony Dungy, Indianapolis Colts
- 2007 – Drew Brees, New Orleans Saints
- 2008 – Kevin Everett, Buffalo Bills
- 2009 – Matt Bryant, Tampa Bay Buccaneers
- 2010 – Mike Zimmer, Cincinnati Bengals
- 2011 – Mike Heimerdinger, Tennessee Titans
- 2012 – Robert Kraft, New England Patriots
- 2013 – Chuck Pagano, Indianapolis Colts
- 2014 – O.J. Brigrance, Baltimore Ravens
- 2015 – Steve Gleason, New Orleans Saints
- 2016 – Eric Berry, Kansas City Chiefs
- 2017 – David Quessenberry, Houston Texans
- 2018 – Marquise Goodwin, San Francisco 49ers
- 2019 – Ryan Shazier, Pittsburgh Steelers
- 2020 – Travis Frederick, Dallas Cowboys
- 2021 – Alex Smith, Washington Football Team
- 2022 – Ron Rivera, Washington Football Team

## HORRIGAN AWARD



The PFWA's Horrigan Award is given to the league or club official for his or her qualities and professional style in helping the pro football writers do their job. In 2022, the PFWA honored the Horrigan family – father Jack and son Joe – for their contributions

# OFF-FIELD AWARDS (1969-2022)

in assisting writers over the decades in several roles by renaming the original Jack Horrigan Award (1973-2021) to the Horrigan Award.

Jack Horrigan served in the Navy in World War II, and after the war, he was a sportswriter for United Press International and the *Buffalo Evening News*, publicity director for the AHL's Buffalo Bisons, public relations director for the American Football League (1963-66) and vice president of public relations for the Buffalo Bills (1966-73) He was the co-author of "The Other League: The Fabulous Story of the American Football League".

Regarded as the foremost historian on pro football, Joe Horrigan served in a variety of executive positions in his first 42 years at the Pro Football Hall of Fame. He began his career at the museum as a curator/researcher in June 1977, and he was promoted to VP, communications and exhibits in 1996. He was the Hall of Fame's EVP of museums, selection process and chief communications officer from 2014-17 before serving as executive director (2017-19). After retiring in 2019, he returned to the HOF in 2021 as a senior advisor.

**NOTE:** Year indicates when award was presented for the previous season

- 1973 – John Breen, Houston Oilers
- 1974 – O.J. Simpson, Buffalo Bills
- 1975 – Art Rooney, Pittsburgh Steelers
- 1976 – Floyd Little, Denver Broncos
- 1977 – Jerry Wynn, San Diego Chargers
- 1978 – Bob Peck, Denver Broncos
- 1979 – John Madden, Oakland Raiders
- 1980 – Bum Phillips, Houston Oilers
- 1981 – Bob Sprenger, Kansas City Chiefs
- 1982 – Joe Gordon, Pittsburgh Steelers
- 1983 – Archie Manning, New Orleans Saints/Houston Oilers
- 1984 – Art Rooney, Pittsburgh Steelers
- 1985 – Joe Browne, NFL
- 1986 – Dick Steinberg, New England Patriots
- 1987 – Charlie Dayton, Atlanta Falcons
- 1988 – Art Modell, Cleveland Browns
- 1989 – Tom Landry, Dallas Cowboys
- 1990 – George Young, New York Giants
- 1991 – Jim Finks, New Orleans Saints
- 1992 – John Robinson, Los Angeles Rams
- 1993 – Warren Moon, Houston Oilers
- 1994 – Don Shula, Miami Dolphins
- 1995 – Leslie Hammond, NFL
- 1996 – Ron Wolf, Green Bay Packers
- 1997 – Don Smith, Pro Football Hall of Fame
- 1998 – Tony Dungy, Tampa Bay Buccaneers
- 1999 – Greg Aiello, NFL
- 2000 – Ernie Accorsi, New York Giants
- 2001 – Jeff Fisher, Tennessee Titans
- 2002 – Charley Casserly, Houston Texans
- 2003 – Herman Edwards, New York Jets
- 2004 – Ozzie Newsome, Baltimore Ravens
- 2005 – Rich McKay, Atlanta Falcons
- 2006 – Floyd Reese, Tennessee Titans
- 2007 – Steve Alic, NFL
- 2008 – Mike Holmgren, Seattle Seahawks
- 2009 – Dan Rooney, Pittsburgh Steelers

- 2010 – Gil Brandt, NFL.com
- 2011 – Rex Ryan, New York Jets
- 2012 – Thomas Dimitroff, Atlanta Falcons
- 2013 – Michael Signora, NFL
- 2014 – Pete Carroll, Seattle Seahawks
- 2015 – Bruce Arians, Arizona Cardinals
- 2016 – John Elway, Denver Broncos
- 2017 – Mike Mayock, NFL Network
- 2018 – Randall Liu, NFL
- 2019 – Joe Horrigan, Pro Football Hall of Fame
- 2020 – Chris Ballard, Indianapolis Colts
- 2021 – Brandon Beane, Buffalo Bills
- 2022 – Michael Signora, NFL

**NOTE:** The Horrigan Award was previously known as the Jack Horrigan Award (1973-2021).

## BILL NUNN JR. AWARD



The PFWA's Bill Nunn Jr. Award is given to a reporter who has made a long and distinguished contribution to pro football through coverage.

The award is named for Nunn, who prior to his Hall of Fame scouting career with the Pittsburgh Steelers, worked for 22 years at the *Pittsburgh Courier*, one of the most influential Black publications in the United States as a sports writer, and later, sports editor and managing editor.

Nunn, who started with the *Courier* as a sports writer in 1948, regularly covered HBCU events and athletes. He compiled the definitive Black College All-America team for the *Courier* starting in 1950. In 1952, he became the sports editor, and he was the paper's managing editor when the Steelers hired him as a part-time scout in 1966. Nunn became the Steelers' assistant director of player personnel in 1970, and he stayed with the organization as a scout and personnel executive until his death in 2014. He helped build the Steelers' dynasty of the 1970s, and the organization won six Super Bowls during his tenure. He also continued to write his "Change of Pace" column for the *Courier* well into the 1970s.

Nunn was an inaugural inductee into the Black College Football Hall of Fame in 2011, and he was inducted into the Pro Football Hall of Fame as a contributor in 2021.

The Nunn Award is presented yearly during the Pro Football Hall of Fame Enshrinement Festival weekend in Canton, Ohio.

- 1969 – George Strickler, *Chicago Tribune*
- 1970 – Arthur Daley, *New York Times*
- 1971 – Joe King, *New York World Telegram & Sun*
- 1972 – Lewis "Tony" Atchison, *Washington Star*
- 1973 – Dave Brady, *Washington Post*
- 1974 – Bob Oates, *Los Angeles Times*
- 1975 – John Steadman, *Baltimore News-American*
- 1976 – Jack Hand, *Associated Press*
- 1977 – Art Daley, *Green Bay Press-Gazette*

# OFF-FIELD AWARDS (1969-2022)

1978 – Murray Olderman, Newspaper Enterprise Association  
1979 – Pat Livingston, *Pittsburgh Press*  
1980 – Chuck Heaton, *Cleveland Plain Dealer*  
1981 – Norm Miller, *New York Daily News*  
1982 – Cameron Snyder, *Baltimore Sun*  
1983 – Hugh Brown, *Philadelphia Bulletin*  
1984 – Larry Felser, *Buffalo News*  
1985 – Cooper Rollow, *Chicago Tribune*  
1986 – William Wallace, *New York Times*  
1987 – Jerry Magee, *San Diego Union*  
1988 – Gordon Forbes, *USA Today*  
1989 – Vito Stellino, *Baltimore Sun*  
1990 – Will McDonough, *Boston Globe*  
1991 – Dick Connor, *Denver Post*  
1992 – Frank Luksa, *Dallas Morning News*  
1993 – Ira Miller, *San Francisco Chronicle*  
1994 – Don Pierson, *Chicago Tribune*  
1995 – Ray Didinger, *Philadelphia Daily News*  
1996 – Paul Zimmerman, *Sports Illustrated*  
1997 – Bob Roesler, *New Orleans Times-Picayune*  
1998 – Dave Anderson, *New York Times*  
1999 – Art Spander, *Oakland Tribune*  
2000 – Tom McEwen, *Tampa Tribune*  
2001 – Len Shapiro, *Washington Post*  
2002 – Edwin Pope, *Miami Herald*  
2003 – Joel Buchsbaum, *Pro Football Weekly*  
2004 – Rick Gosselin, *Dallas Morning News*  
2005 – Jerry Green, *Detroit News*  
2006 – John McClain, *Houston Chronicle*  
2007 – John Clayton, ESPN.com  
2008 – Len Pasquarelli, ESPN.com  
2009 – Peter King, *Sports Illustrated*  
2010 – Peter Finney, *New Orleans Times-Picayune*  
2011 – Bob McGinn, *Milwaukee Journal-Sentinel*  
2012 – Tom Kowalski, MLive.com  
2013 – Dan Pompei, *Chicago Tribune*  
2014 – Ed Bouchette, *Pittsburgh Post-Gazette*  
2015 – Dave Goldberg, Associated Press  
2016 – Chris Mortensen, ESPN.com  
2017 – Ed Werder, ESPN  
2018 – Charean Williams, Pro Football Talk  
2019 – Sam Farmer, *Los Angeles Times*  
2020 – Don Banks, SI.com  
2021 – Bob Glauber, *Newsday*  
2022 – Jarrett Bell, *USA Today*

**NOTE:** The Bill Nunn Award was previously known as the Dick McCann Award (1969-2020).

## TEREZ A. PAYLOR EMERGING WRITER AWARD



The PFWA's Terez A. Paylor Emerging Writer Award recognizes a rising star in pro football writing, who exemplifies the qualities of Paylor, the former Yahoo! Sports and *Kansas City Star* football writer, who died in February 2021 at the age of 37.

Paylor joined the *Kansas City Star* after graduating from Howard University in 2006, and he took over the *Kansas City Chiefs* beat in 2013. He joined Yahoo! Sports in 2018 as a senior writer to cover the league on a national level. He was one of 48 members of the Pro Football Hall of Fame's Selection Committee, and he was a member of the PFWA and National Association of Black Journalists.

Paylor epitomized what it meant to be a football writer: He loved the game and the grind, he built and maintained countless relationships across the NFL and he was a tremendous friend and mentor to so many of his fellow reporters. His love for football shined through both in his reporting, preparation and writing. He was ambitious, relentless and carried himself with the utmost character. He stood on his convictions and remained undaunted by challenges, and he carried himself with the perfect blend of humility and confidence.

2021 – Jourdan Rodrigue, *The Athletic*

2022 – Jori Epstein, *USA Today*

## PETE ROZELLE AWARD



The PFWA's Pete Rozelle Award is given to the NFL club public relations staff that consistently strives for excellence in its dealings and relationships with the media.

Rozelle, NFL commissioner from 1960-89, started his distinguished career in sports PR roles as a student at both Compton (Calif.) Junior College and the University of San Francisco.

After two more years as USF's assistant athletic director after graduation, he broke into the NFL as the PR director of the Los Angeles Rams from 1952-55.

Rozelle used his PR principles as commissioner to build relationships with the media during a period of unprecedented growth and challenge for the league.

**NOTE:** Year indicates when award was presented for the previous season

1990 – Denver Broncos  
1991 – Pittsburgh Steelers  
1992 – Seattle Seahawks  
1993 – Miami Dolphins  
1994 – Houston Oilers  
1995 – New York Giants  
1996 – Indianapolis Colts  
1997 – St. Louis Rams


# OFF-FIELD AWARDS (1969-2022)

- 1998 – Tampa Bay Buccaneers
- 1999 – Miami Dolphins
- 2000 – Tennessee Titans
- 2001 – New York Giants
- 2002 – Philadelphia Eagles
- 2003 – Tampa Bay Buccaneers
- 2004 – Houston Texans
- 2005 – Philadelphia Eagles
- 2006 – Cincinnati Bengals
- 2007 – Houston Texans
- 2008 – Seattle Seahawks
- 2009 – Arizona Cardinals
- 2010 – Houston Texans
- 2011 – Baltimore Ravens
- 2012 – Houston Texans
- 2013 – Baltimore Ravens
- 2014 – Denver Broncos
- 2015 – Pittsburgh Steelers
- 2016 – Denver Broncos
- 2017 – Baltimore Ravens & Houston Texans
- 2018 – Minnesota Vikings
- 2019 – Los Angeles Rams
- 2020 – Indianapolis Colts
- 2021 – Tampa Bay Buccaneers
- 2022 – New England Patriots

He served as the 10th president of the Pro Football Writers of America during the 1982 season. He received the PFWA's highest honor, the Dick McCann Award, in 1996 for a long and distinguished contribution to pro football through coverage.

- 2014 – Jim Johnson, Howard Mudd, Fritz Shurmur and Ernie Zampese
- 2015 – Dick LeBeau, Tom Moore and Dante Scarnecchia
- 2016 – Monte Kiffin and Wade Phillips
- 2017 – Bud Carson
- 2018 – Joe Bugel and Emmitt Thomas
- 2019 – Gunther Cunningham and Mike Westhoff
- 2020 – Bill Arnsparger and Romeo Crennel
- 2021 – Rod Marinelli and Bobby Turner
- 2022 – Leslie Frazier and Greg Knapp

## PAUL “DR. Z” ZIMMERMAN AWARD



The PFWA's Paul "Dr. Z" Zimmerman Award given for lifetime achievement as an assistant coach in the NFL. The award is named for Zimmerman, who covered the NFL for 29 years as *Sports Illustrated* lead pro football writer.

Zimmerman's writing career was cut short by a series of strokes in November 2008 that left him unable to speak, read and write. But his impact on the writing and football industries was profound. He's widely considered one of the best football writers of all time, and his 1970 "A Thinking Man's Guide to Pro Football" and revised 1984 "The New Thinking Man's Guide to Pro Football" are textbooks to this day for young football writers trying to learn the game and trying to learn to write about the game.

As a 15-year-old, Zimmerman sparred with Ernest Hemingway in a Manhattan gym. He broke his nose four times as an offensive lineman in high school (Horace Mann High in the Bronx, N.Y.), at two colleges (Stanford and Columbia) and for his Army team (the Western Area Command Rhinos, in Germany). He also played semi-professionally in New Jersey for the Paterson Pioneers and the Morristown Colonials.

Before joining SI in 1979, Zimmerman worked for the *Sacramento Bee*, *New York Journal-American* and the *New York World-Telegram & Sun*, and he spent 13 years at the *New York Post*, where he covered pro football and three Olympic Games. He was one of the few journalists to get close to the Israeli compound during the 1972 hostage-taking in Munich; he bucked two lines of security guards and took a rifle butt to the head.

## 2022 PFWA OFF-FIELD AWARD WINNERS



**DT Cameron Heyward**  
*Pittsburgh Steelers*  
Good Guy Award



**Head Coach Ron Rivera**  
*Washington Football Team*  
George Halas Award



**Michael Signora**  
*NFL*  
Horriagan Award



**Jarrett Bell**  
*USA Today*  
Bill Nunn Jr. Award



**Jori Epstein**  
*USA Today*  
Terez A. Paylor Award



**New England Patriots**  
Pete Rozelle Award



**Leslie Frazier**  
*Buffalo Bills*  
Dr. Z Award



**Greg Knapp**  
Dr. Z Award

# ALL-NFL TEAMS (1966-1971)

## 1966 NFL

Offense		Defense	
QB	Bart Starr	GB	DE Willie Davis
FB	Leroy Kelly	CLE	DE David Jones
RB	Gale Sayers	CHI	DT Merlin Olsen
SE	Bob Hayes	DAL	DT Bob Lilly
FL	Pat Studstill	DET	OLB Chuck Howley
TE	John Mackey	BAL	OLB Wayne Walker
C	Mick Tingelhoff	MIN	MLB Ray Nitschke
G	Jerry Kramer	GB	CB Herb Adderley
G	John Wooten	CLE	CB Bobby Boyd
T	Bob Brown	PHI	S Larry Wilson
T	Forrest Gregg	GB	S Willie Wood

## 1967 - No selections

## 1968 AFL/NFL First Team

Offense		Defense	
QB	Joe Namath	NYJ	DE Carl Eller
RB	Leroy Kelly	CLE	DE David Jones
RB	Gale Sayers	CHI	DT Merlin Olsen
FL	Lance Alworth	SD	DT Bob Lilly
SE	Clifton McNeil	SF	OLB Mike Curtis
TE	John Mackey	BAL	OLB George Webster
C	Mick Tingelhoff	MIN	MLB Dick Butkus
G	Gene Hickerson	CLE	CB Lem Barney
G	Howard Mudd	SF	CB Bobby Boyd
T	Ralph Neely	DAL	S Rick Volk
T	Bob Vogel	BAL	S Larry Wilson
<b>Special Teams</b>			
PK	Jim Turner	NYJ	P Billy Lothridge

## 1968 AFL/NFL Second Team

Offense		Defense	
QB	Earl Morrall	BAL	DE Gerry Philbin
RB	Bill Brown	MIN	DE Bubba Smith
RB	Paul Robinson	CIN	DT Buck Buchanan
FL	Willie Richardson	BAL	DT Fred Miller
SE	George Sauer	NYJ	OLB Chuck Howley
TE	Billy Cannon	OAK	OLB Dave Robinson
C	Jim Otto	OAK	MLB Tommy Nobis
G	Pete Case	NYG	CB Willie Brown
G	Gene Upshaw	OAK	CB Cornell Green
T	Bob Brown	PHI	S Jerry Logan
T	Ron Mix	SD	S Eddie Meador
<b>Special Teams</b>			
PK	Jan Stenerud	KC	P Jerrel Wilson

## 1969 AFL/NFL First Team

Offense		Defense	
QB	Daryle Lamonica	OAK	DE Carl Eller
RB	Calvin Hill (r)	DAL	DE David Jones
RB	Gale Sayers	CHI	DT Merlin Olsen
WR	Lance Alworth	SD	DT Bob Lilly
WR	Fred Biletnikoff	OAK	OLB Bobby Bell
TE	Jerry Smith	WAS	OLB George Webster
C	Mick Tingelhoff	MIN	MLB Dick Butkus
G	Gene Hickerson	CLE	CB Lem Barney
G	Gene Upshaw	OAK	CB Willie Brown
T	Bob Brown	LA	S Dave Grayson
T	Jim Tyrer	KC	S Larry Wilson
<b>Special Teams</b>			
PK	Jim Turner	NYJ	P David Lee

## 1969 AFL/NFL Second Team

Offense		Defense	
QB	Roman Gabriel	LA	DE Rich Jackson
RB	Leroy Kelly	CLE	DE Gerry Philbin
RB	Floyd Little	DEN	DT John Elliott
WR	Gary Collins	CLE	DT Alan Page
WR	Paul Warfield	CLE	OLB Chuck Howley
TE	Bob Trumpy	CIN	OLB Dave Robinson
C	Jim Otto	OAK	MLB Ray Nitschke
G	Ed Budde	KC	CB Herb Adderley
G	Tom Mack	LA	CB Jim Johnson
T	Grady Alderman	MIN	S Eddie Meador
T	Ralph Neely	DAL	S Mel Renfro
<b>Special Teams</b>			
PK	Jan Stenerud	KC	P Ron Widby

## 1970 First Team

Offense		Defense	
QB	John Brodie	SF	DE Carl Eller
RB	Larry Brown	WAS	DE Rich Jackson
RB	Ron Johnson	NYG	DT Merlin Olsen
WR	Dick Gordon	CHI	DT Alan Page
WR	Gene Washington	SF	OLB Bobby Bell
TE	Charlie Sanders	DET	OLB Chuck Howley
C	Mick Tingelhoff	MIN	MLB Dick Butkus
G	Gene Hickerson	CLE	CB Willie Brown
G	Gene Upshaw	OAK	CB Jim Johnson
T	Bob Brown	LA	S Johnny Robinson
T	Jim Tyrer	KC	S Larry Wilson
<b>Special Teams</b>			
PK	Jan Stenerud	KC	P Dave Lewis (r)

## 1970 Second Team

Offense		Defense	
QB	Fran Tarkenton	NYG	DE David Jones
RB	MacArthur Lane	STL	DE Bubba Smith
RB	Floyd Little	DEN	DT John Elliott
WR	Fred Biletnikoff	OAK	DT Bob Lilly
WR	Marlin Briscoe	BUF	OLB Paul Naumoff
TE	Raymond Chester	OAK	OLB Gus Otto
C	Ed Flanagan	DET	MLB Willie Lanier
G	Gale Gillingham	GB	CB Dick LeBeau
G	Tom Mack	LA	CB Jim Marsalis
T	Winston Hill	NYJ	S Dave Grayson
T	Ron Yary	MIN	S Carl Lockhart
<b>Special Teams</b>			
PK	George Blanda	OAK	P David Lee

## 1971 First Team

Offense		Defense	
QB	Bob Griese	MIA	DE Carl Eller
RB	John Brockington (r)	GB	DE Bubba Smith
RB	Larry Csonka	MIA	DT Bob Lilly
WR	Otis Taylor	KC	DT Alan Page
WR	Paul Warfield	MIA	OLB Ted Hendricks
TE	Charlie Sanders	DET	OLB Dave Wilcox
C	Forrest Blue	SF	MLB Willie Lanier
G	Larry Little	MIA	CB Mike Brown
G	John Niland	DAL	CB Jim Johnson
T	Rayfield Wright	DAL	S Bill Bradley
T	Ron Yary	MIN	S Rick Volk
<b>Special Teams</b>			
PK	Jan Stenerud	KC	P Jerrel Wilson
	Garop Yepremian	MIA	

# ALL-NFL TEAMS (1971-1975)

## 1971 Second Team

Offense			Defense		
QB	Roger Staubach	DAL	DE	Cedrick Hardman	SF
RB	Leroy Kelly	CLE	DE	Claude Humphrey	ATL
RB	Floyd Little	DEN	DT	Curley Culp	KC
WR	Fred Biletnikoff	OAK	DT	Joe Greene	PIT
WR	Gene Washington	SF	OLB	Bobby Bell	KC
TE	Ted Kwalick	SF	OLB	Chuck Howley	DAL
C	Bill Curry	BAL	MLB	Dick Butkus	CHI
G	Gale Gillingham	GB	CB	Mel Renfro	DAL
G	Tom Mack	LA	CB	Emmitt Thomas	KC
T	Bob Brown	OAK	S	Ken Houston	HOU
T	Jim Tyrer	KC	S	Jake Scott	MIA
<b>Special Teams</b>					
PK	Curt Knight	WAS	P	Dave Lewis	CIN

## 1973 Second Team

Offense			Defense		
QB	Fran Tarkenton	MIN	DE	Carl Eller	MIN
RB	John Brockington	GB	DE	Jack Youngblood	LA
RB	Larry Csonka	MIA	DT	Mike Reid	CIN
WR	John Gilliam	MIN	DT	Paul Smith	DEN
WR	Paul Warfield	MIA	OLB	Jack Ham	PIT
TE	Riley Odoms	DEN	OLB	Chris Hanburger	WAS
C	Len Hauss	WAS	MLB	Willie Lanier	KC
G	Gale Gillingham	GB	CB	Lem Barney	DET
G	Tom Mack	LA	CB	Ken Ellis	GB
T	Charlie Cowan	LA	FS	Bill Bradley	PHI
T	George Kunz	ATL	SS	Ken Houston	WAS
<b>Special Teams</b>					
PK	Roy Gerela	PIT	P	Jerrel Wilson	KC

## 1972 First Team

Offense			Defense		
QB	Joe Namath	NYJ	DE	Jack Gregory	NYG
RB	Larry Brown	WAS	DE	Claude Humphrey	ATL
RB	O.J. Simpson	BUF	DT	Joe Greene	PIT
WR	Otis Taylor	KC	DT	Mike Reid	CIN
WR	Gene Washington	SF	OLB	Chris Hanburger	WAS
TE	Bob Tucker	NYG	OLB	Dave Wilcox	SF
C	Forrest Blue	SF	MLB	Dick Butkus	CHI
G	Larry Little	MIA	CB	Willie Brown	OAK
G	Gene Upshaw	OAK	CB	Jim Johnson	SF
T	Bob Brown	OAK	S	Dick Anderson	MIA
T	Rayfield Wright	DAL	S	Bill Bradley	PHI
<b>Special Teams</b>					
PK	Chester Marcol (r)	GB	P	Jerrel Wilson	KC

## 1974 First Team

Offense			Defense		
QB	Ken Stabler	OAK	DE	L.C. Greenwood	PIT
RB	Otis Armstrong	DEN	DE	Jack Youngblood	LA
RB	O.J. Simpson	BUF	DT	Joe Greene	PIT
WR	Cliff Branch	OAK	DT	Alan Page	MIN
WR	Drew Pearson	DAL	OLB	Jack Ham	PIT
TE	Riley Odoms	DEN	OLB	Ted Hendricks	GB
C	Jim Langer	MIA	MLB	Bill Bergey	PHI
G	Larry Little	MIA	CB	Robert James	BUF
G	Tom Mack	LA	CB	Emmitt Thomas	KC
T	Art Shell	OAK	FS	Tony Greene	BUF
T	Ron Yary	MIN	SS	Ken Houston	WAS
<b>Special Teams</b>					
PK	Chester Marcol	GB	P	Ray Guy	OAK

## 1972 Second Team

Offense			Defense		
QB	Daryle Lamonica	OAK	DE	Coy Bacon	LA
RB	Larry Csonka	MIA	DE	Verlon Biggs	WAS
RB	Ron Johnson	NYG	DT	Bob Lilly	DAL
WR	Fred Biletnikoff	OAK	DT	Alan Page	MIN
WR	Harold Jackson	PHI	OLB	Jack Ham	PIT
TE	Ted Kwalick	SF	OLB	Andy Russell	PIT
C	Len Hauss	WAS	MLB	Nick Buoniconti	MIA
G	John Niland	DAL	CB	Ken Ellis	GB
G	Bruce Van Dyke	PIT	CB	Mel Renfro	DAL
T	Winston Hill	NYJ	S	Ken Houston	HOU
T	Ron Yary	MIN	S	Jake Scott	MIA
<b>Special Teams</b>					
PK	Roy Gerela	PIT	P	Dave Chapple	LA

## 1974 Second Team

Offense			Defense		
QB	Ken Anderson	CIN	DE	Claude Humphrey	ATL
RB	Chuck Foreman	MIN	DE	Bill Stanfill	MIA
RB	Lawrence McCutcheon	LA	DT	John Mendenhall	NYG
WR	Fred Biletnikoff	OAK	DT	Merlin Olsen	LA
WR	Isaac Curtis	BUF	OLB	Chris Hanburger	WAS
TE	Charle Young	PHI	OLB	Isiah Robertson	LA
C	Bobby Maples	DEN	MLB	Willie Lanier	KC
G	Reggie McKenzie	BUF	CB	Lemar Parrish	CIN
G	Gene Upshaw	OAK	CB	Roger Wehrli	STL
T	Dan Dierdorf	STL	SS	Dick Anderson	MIA
T	Rayfield Wright	DAL	FS	Jack Tatum	OAK
<b>Special Teams</b>					
PK	Roy Gerela	PIT	P	Billy Van Heusen	DEN

## 1973 First Team

Offense			Defense		
QB	John Hadl	LA	DE	Claude Humphrey	ATL
RB	Calvin Hill	DAL	DE	Bill Stanfill	MIA
RB	O.J. Simpson	BUF	DT	Joe Greene	PIT
WR	Harold Jackson	LA	DT	Alan Page	MIN
WR	Harold Carmichael	PHI	OLB	Isiah Robertson	LA
TE	Charle Young (r)	PHI	OLB	Dave Wilcox	SF
C	Forrest Blue	SF	MLB	Lee Roy Jordan	DAL
G	Larry Little	MIA	CB	Willie Brown	OAK
G	Reggie McKenzie	BUF	CB	Mel Renfro	DAL
T	Rayfield Wright	DAL	SS	Dick Anderson	MIA
T	Ron Yary	MIN	FS	Jake Scott	MIA
<b>Special Teams</b>					
PK	Garo Yepremian	MIA	P	Ray Guy	OAK

## 1975 First Team

Offense			Defense		
QB	Fran Tarkenton	MIN	DE	L.C. Greenwood	PIT
RB	Chuck Foreman	MIN	DE	Jack Youngblood	LA
RB	O.J. Simpson	BUF	DT	Curley Culp	HOU
WR	Mel Gray	STL	DT	Alan Page	MIN
WR	Lynn Swann	PIT	OLB	Jack Ham	PIT
TE	Charle Young	PHI	OLB	Andy Russell	PIT
C	Jim Langer	MIA	MLB	Jack Lambert	PIT
G	Joe DeLamielleure	BUF	CB	Mel Blount	PIT
G	Larry Little	MIA	CB	Roger Wehrli	STL
T	Dan Dierdorf	STL	S	Ken Houston	WAS
T	Ron Yary	MIN	S	Paul Krause	MIN
<b>Special Teams</b>					
PK	Jan Stenerud	KC	P	Ray Guy	OAK



# ALL-NFL TEAMS (1975-1981)

## 1975 Second Team

Offense			Defense		
QB	Ken Anderson	CIN	DE	John Dutton	BAL
RB	Franco Harris	PIT	DE	Dwight White	PIT
RB	Terry Metcalf	STL	DT	Wally Chambers	CHI
WR	Cliff Branch	OAK	DT	Joe Greene	PIT
WR	Isaac Curtis	BUF	OLB	Chris Hanburger	WAS
TE	Rich Caster	NYJ	OLB	Isiah Robertson	LA
C	Bob Johnson	CIN	MLB	Willie Lanier	KC
G	Bob Kuechenberg	MIA	CB	Bobby Bryant	MIN
G	Tom Mack	LA	CB	Ken Riley	CIN
T	George Kunz	BAL	S	Cliff Harris	DAL
T	Art Shell	OAK	S	Jake Scott	MIA
PK	<b>Special Teams</b> Jim Bakken	STL	P	Neil Clabo	MIN

## 1976 First Team

Offense			Defense		
QB	Bert Jones	BAL	DE	Tommy Hart	SF
RB	Walter Payton	CHI	DE	Jack Youngblood	LA
RB	O.J. Simpson	BUF	DT	Wally Chambers	CHI
WR	Cliff Branch	OAK	DT	Jerry Sherk	CLE
WR	Drew Pearson	DAL	OLB	Jack Ham	PIT
TE	Dave Casper	OAK	OLB	Robert Brazile	HOU
C	Jim Langer	MIA	MLB	Jack Lambert	PIT
G	Joe DeLamielleure	BUF	CB	Monte Jackson	LA
G	John Hannah	NE	CB	Roger Wehrli	STL
T	Dan Dierdorf	STL	S	Cliff Harris	DAL
T	Ron Yary	MIN	S	Ken Houston	WAS
PK	<b>Special Teams</b> Jim Bakken	STL	P	Ray Guy	OAK

## 1976 Second Team

Offense			Defense		
QB	Ken Stabler	OAK	DE	Coy Bacon	CIN
RB	Chuck Foreman	MIN	DE	John Dutton	BAL
RB	Franco Harris	PIT	DT	Joe Ehrmann	BAL
WR	Roger Carr	BAL	DT	Alan Page	MIN
WR	Isaac Curtis	CIN	OLB	Ted Hendricks	OAK
TE	Russ Francis	NE	OLB	Isiah Robertson	LA
C	Tom Banks	STL	MLB	Bill Bergey	PHI
G	Gene Upshaw	OAK	CB	Mike Haynes	NE
G	Ed White	MIN	CB	Ken Riley	CIN
T	George Kunz	BAL	S	Tom Casanova	CIN
T	Rayfield Wright	DAL	S	Thom Darden	CIN
PK	<b>Special Teams</b> Efren Herrera	DAL	P	John James	ATL

## 1977

Offense			Defense		
QB	Bob Griese	MIA	DE	Lyle Alzado	DEN
RB	Franco Harris	PIT	DE	Harvey Martin	DAL
RB	Walter Payton	CHI	DT	Larry Brooks	LA
WR	Nat Moore	MIA	DT	Cleveland Elam	SF
WR	Drew Pearson	DAL	OLB	Jack Ham	PIT
TE	Dave Casper	OAK	OLB	Tom Jackson	DEN
C	Jim Langer	MIA	MLB	Bill Bergey	PHI
G	Gene Upshaw	OAK	CB	Monte Jackson	LA
G	Larry Little	MIA	CB	Rolland Lawrence	ATL
T	Joe DeLamielleure	BUF	FS	Cliff Harris	DAL
T	Dan Dierdorf	STL	SS	Charlie Waters	DAL
T	Art Shell	OAK	SS	Charlie Waters	DAL
PK	<b>Special Teams</b> Efren Herrera	DAL	P	Ray Guy	OAK
PR	Billy Johnson	HOU			

## 1978

Offense			Defense		
QB	Terry Bradshaw	PIT	DE	Al Baker*	DET
RB	Earl Campbell*	HOU	DE	Jack Youngblood	LA
RB	Walter Payton	CHI	DT	Louis Kelcher	SD
WR	Wesley Walker	NYJ	DT	Randy White	DAL
WR	Lynn Swann	PIT	OLB	Robert Brazile	HOU
TE	Dave Casper	OAK	OLB	Jack Ham	PIT
C	Mike Webster	PIT	MLB	Randy Gradishar	DEN
G	Joe DeLamielleure	CLE	CB	Louis Wright	DEN
G	John Hannah	NE	CB	Willie Buchanon	GB
T	Dan Dierdorf	STL	FS	Mike Haynes	NE
T	Dan Dierdorf	STL	FS	Thom Darden	CLE
T	Dan Dierdorf	STL	FS	Cliff Harris	DAL
T	Leon Gray	NE	SS	Charlie Waters	DAL
PK	<b>Special Teams</b> Frank Corral*	LA	P	Ray Guy	OAK
KR	Rick Upchurch	DEN			

## 1979

Offense			Defense		
QB	Dan Fouts	SD	DE	Lee Roy Selmon	TB
RB	Ottis Anderson*	STL	DE	Jack Youngblood	LA
RB	Earl Campbell	HOU	DT	Joe Greene	PIT
WR	John Jefferson	SD	DT	Randy White	DAL
WR	John Stallworth	PIT	OLB	Robert Brazile	HOU
TE	Ozzie Newsome	CLE	OLB	Jack Ham	PIT
C	Mike Webster	PIT	MLB	Randy Gradishar	DEN
G	Joe DeLamielleure	CLE	CB	Lemar Parrish	WAS
G	John Hannah	NE	CB	Louis Wright	DEN
T	Leon Gray	HOU	SS	Gary Fencik	CHI
T	Marvin Powell	NYJ	FS	Mike Reinfieldt	HOU
PK	<b>Special Teams</b> Toni Fritsch	HOU	P	Bob Grupp*	KC
KR	Rick Upchurch	DEN	PR	J.T. Smith	KC

## 1980

Offense			Defense		
QB	Brian Sipe	CLE	DE	Lee Roy Selmon	TB
RB	Earl Campbell	HOU	DE	Art Still	KC
RB	Walter Payton	CHI	DT	Gary Johnson	SD
WR	John Jefferson	SD	DT	Randy White	DAL
WR	James Lofton	GB	OLB	Robert Brazile	HOU
TE	Kellen Winslow	SD	OLB	Ted Hendricks	OAK
C	Mike Webster	PIT	MLB	Jack Lambert	PIT
G	Joe DeLamielleure	CLE	CB	Lester Hayes	OAK
G	John Hannah	NE	CB	Lemar Parrish	WAS
T	Leon Gray	HOU	FS	Nolan Cromwell	LA
T	Mike Kenn	ATL	SS	Donnie Shell	PIT
PK	<b>Special Teams</b> Rafael Septien	DAL	P	Dave Jennings	NYG
KR	Horace Ivory	NE	PR	John Smith	NE

## 1981

Offense			Defense		
QB	Ken Anderson	CIN	DE	Fred Dean	SF
RB	Tony Dorsett	DAL	DE	Joe Klecko	NYJ
RB	Billy Sims	DET	DT	Gary Johnson	SD
WR	Alfred Jenkins	ATL	DT	Randy White	DAL
WR	James Lofton	GB	OLB	Jerry Robinson	PHI
TE	Kellen Winslow	SD	OLB	Lawrence Taylor*	NYG
C	Mike Webster	PIT	MLB	Jack Lambert	PIT
G	Randy Cross	SF	CB	Mel Blount	PIT
G	John Hannah	NE	CB	Ronnie Lott*	SF
T	Anthony Muñoz	CIN	S	Gary Barbaro	KC
T	Marvin Powell	NYJ	S	Nolan Cromwell	LA
PK	<b>Special Teams</b> Rafael Septien	DAL	P	Pat McInally	CIN
KR	Mike Nelms	WAS	PR	LeRoy Irvin	LA

# ALL-NFL TEAMS (1982-1989)

## 1982

Offense			Defense		
QB	Dan Fouts	SD	DE	Mark Gastineau	NYJ
RB	Marcus Allen*	LARaid	DE	Lee Roy Selmon	TB
RB	Freeman McNeil	NYJ	DT	Dan Hampton	CHI
WR	Wes Chandler	SD	DT	Randy White	DAL
WR	Dwight Clark	SF	OLB	Hugh Green	TB
TE	Kellen Winslow	SD	OLB	Lawrence Taylor	NYG
C	Mike Webster	PIT	MLB	Jack Lambert	PIT
G	John Hannah	NE	CB	Mark Haynes	NYG
G	Doug Wilkerson	SD	CB	Everson Walls	DAL
T	Anthony Muñoz	CIN	FS	Nolan Cromwell	LARams
T	Marvin Powell	NYJ	SS	Donnie Shell	PIT
<b>Special Teams</b>					
PK	Mark Moseley	WAS	P	Dave Jennings	NYG
KR	Mike Nelms	WAS	PR	LeRoy Irvin	LARams

## 1983

Offense			Defense		
QB	Joe Theismann	WAS	DE	Doug Betters	MIA
RB	Eric Dickerson*	LARams	DE	Howie Long	LARaid
RB	John Riggins	WAS	DT	Doug English	DET
WR	Roy Green	STL	DT	Randy White	DAL
WR	James Lofton	GB	OLB	Chip Banks	CLE
TE	Todd Christensen	LARaid	OLB	Lawrence Taylor	NYG
C	Dwight Stephenson	MIA	MLB	Jack Lambert	PIT
G	Russ Grimm	WAS	CB	Gary Green	KC
G	John Hannah	NE	CB	Ronnie Lott	SF
T	Joe Jacoby	WAS	SS	Kenny Easley	SEA
T	Anthony Muñoz	CIN	FS	Mark Murphy	WAS
<b>Special Teams</b>					
PK	Ali Haji-Sheikh*	NYG	P	Rich Camarillo	NE
KR	Fulton Walker	NYJ	PR	Billy Johnson	ATL

## 1984

Offense			Defense		
QB	Dan Marino	MIA	DE	Mark Gastineau	NYJ
RB	Eric Dickerson	LARams	DE	Howie Long	LARaid
RB	Walter Payton	CHI	DT	Randy White	DAL
WR	Roy Green	STL	OLB	Rod Martin	LARaid
WR	Art Monk	WAS	OLB	Lawrence Taylor	NYG
TE	Ozzie Newsome	CLE	ILB	E.J. Junior	STL
C	Dwight Stephenson	MIA	ILB	Mike Singletary	CHI
G	Russ Grimm	WAS	CB	Lester Hayes	LARaid
G	John Hannah	NE	CB	Mike Haynes	LARaid
T	Keith Fahnhorst	SF	FS	Michael Downs	DAL
T	Joe Jacoby	WAS	SS	Kenny Easley	SEA
<b>Special Teams</b>					
PK	Norm Johnson	SEA	P	Reggie Roby	MIA
KR	Bobby Humphery (r)	NYJ	PR	Louis Lipps (r)	PIT

## 1985

Offense			Defense		
QB	Dan Marino	MIA	DE	Richard Dent	CHI
RB	Marcus Allen	LARaid	DE	Howie Long	LARaid
RB	Walter Payton	CHI	NT	Joe Klecko	NYJ
WR	Steve Largent	SEA	OLB	Lawrence Taylor	NYG
WR	Louis Lipps	PIT	OLB	Andre Tippett	NE
TE	Todd Christensen	LARaid	ILB	Karl Mecklenburg	DEN
C	Dwight Stephenson	MIA	ILB	Mike Singletary	CHI
G	Russ Grimm	WAS	CB	Mike Haynes	LARaid
G	John Hannah	NE	CB	Everson Walls	DAL
T	Jim Covert	CHI	S	Kenny Easley	SEA
T	Anthony Muñoz	CIN	S	Wes Hopkins	PHI
<b>Special Teams</b>					
PK	Morten Andersen	NO	P	Dale Hatcher*	LARams
KR	Ron Brown	LARams			

## 1986

Offense			Defense		
QB	Dan Marino	MIA	DE	Rulon Jones	DEN
RB	Eric Dickerson	LARams	DE	Dexter Manley	WAS
RB	Joe Morris	NYG	DT	Steve McMichael	CHI
WR	Jerry Rice	SF	DT	Reggie White	PHI
WR	Al Toon	NYJ	OLB	Wilber Marshall	CHI
TE	Mark Bavaro	NYG	OLB	Lawrence Taylor	NYG
C	Dwight Stephenson	MIA	ILB	Karl Mecklenburg	DEN
G	Russ Grimm	WAS	ILB	Mike Singletary	CHI
G	Dennis Harrah	LARams	CB	Hanford Dixon	CLE
T	Jim Covert	CHI	CB	LeRoy Irvin	LARams
T	Anthony Muñoz	CIN	S	Dave Duerson	CHI
			S	Ronnie Lott	SF
<b>Special Teams</b>					
PK	Morten Andersen	NO	P	Sean Landeta	NYG
KR	Dennis Gentry	CHI	PR	Bobby Joe Edmonds (r)	SEA

## 1987

Offense			Defense		
QB	Joe Montana	SF	DE	Bruce Smith	BUF
RB	Eric Dickerson	IND	DE	Reggie White	PHI
RB	Charles White	LARams	NT	Michael Carter	SF
WR	Steve Largent	SEA	DT	Steve McMichael	CHI
WR	Jerry Rice	SF	OLB	Carl Banks	NYG
TE	Mark Bavaro	NYG	OLB	Andre Tippett	NE
C	Dwight Stephenson	MIA	ILB	Mike Singletary	CHI
G	Bill Fralic	ATL	ILB	Fredd Young	SEA
G	Mike Munchak	HOU	CB	Hanford Dixon	CLE
T	Anthony Muñoz	CIN	CB	Frank Minnifield	CLE
T	Gary Zimmerman	MIN	S	Joey Browner	MIN
			S	Ronnie Lott	SF
<b>Special Teams</b>					
PK	Morten Andersen	NO	P	Jim Arnold	DET
KR	Dennis Gentry	CHI	PR	Mel Gray	NO

## 1988

Offense			Defense		
QB	Boomer Esiason	CIN	DE	Bruce Smith	BUF
RB	Roger Craig	SF	DE	Reggie White	PHI
RB	Eric Dickerson	IND	DT	Keith Millard	MIN
WR	Henry Ellard	LARams	NT	Tim Krumrie	CIN
WR	Jerry Rice	SF	OLB	Cornelius Bennett	BUF
TE	Keith Jackson*	PHI	OLB	Lawrence Taylor	NYG
C	Jay Hilgenberg	CHI	ILB	Shane Conlan	BUF
G	Bruce Matthews	HOU	ILB	Mike Singletary	CHI
G	Tom Newberry	LARams	CB	Frank Minnifield	CLE
T	Anthony Muñoz	CIN	CB	Carl Lee	MIN
T	Gary Zimmerman	MIN	S	Joey Browner	MIN
			S	Deron Cherry	KC
<b>Special Teams</b>					
PK	Scott Norwood	BUF	P	Mike Horan	DEN
KR	Tim Brown	LARaid	PR	John Taylor	SF

## 1989

Offense			Defense		
QB	Joe Montana	SF	DE	Chris Doleman	MIN
RB	Barry Sanders*	DET	DE	Reggie White	PHI
RB	Christian Okoye	KC	DT	Keith Millard	MIN
WR	Sterling Sharpe	GB	DT	Michael Dean Perry	CLE
WR	Jerry Rice	SF	OLB	Tim Harris	GB
TE	Keith Jackson	PHI	OLB	Lawrence Taylor	NYG
C	Jay Hilgenberg	CHI	ILB	Karl Mecklenburg	DEN
G	Mike Munchak	HOU	ILB	Mike Singletary	CHI
G	Tom Newberry	LARams	CB	Jerry Gray	LARams
T	Anthony Muñoz	CIN	CB	Albert Lewis	KC
T	Gary Zimmerman	MIN	S	David Fulcher	CIN
			S	Ronnie Lott	SF
<b>Special Teams</b>					
PK	Eddie Murray	DET	P	Sean Landeta	NYG
KR	Rod Woodson	PIT	PR	Dave Meggett (r)	NYG

# ALL-NFL TEAMS (1990-1997)

1990

Offense				Defense			
QB	Randall Cunningham	PHI	DE	Bruce Smith	BUF	QB	Steve Young
RB	Barry Sanders	DET	DE	Reggie White	PHI	RB	Barry Sanders
RB	Thurman Thomas	BUF	DT	Ray Childress	HOU	RB	Emmitt Smith
WR	Jerry Rice	SF	DT	Michael Dean Perry	CLE	WR	Cris Carter
WR	Andre Rison	ATL	OLB	Charles Haley	SF	WR	Jerry Rice
TE	Keith Jackson	PHI	OLB	Derrick Thomas	KC	TE	Ben Coates
C	Kent Hull	BUF	ILB	Pepper Johnson	NYG	C	Dermontti Dawson
G	Bruce Matthews	HOU	ILB	John Offerdahl	MIA	G	Randall McDaniel
G	Steve Wisniewski	LARaid	CB	Albert Lewis	KC	G	Nate Newton
T	Jim Lachey	WAS	CB	Rod Woodson	PIT	T	Willie Roaf
T	Anthony Muñoz	CIN	S	Joey Browner	MIN	T	Richmond Webb
			S	Ronnie Lott	SF		
Special Teams				Special Teams			
PK	Nick Lowery	KC	P	Sean Landeta	NYG	PK	Fuad Reveiz
KR	Mel Gray	DET	PR	Dave Meggett	NYG	KR	Mel Gray
						ST	Steve Tasker

1994

Offense				Defense			
QB	Steve Young	SF	DE	Charles Haley	DAL	QB	Steve Young
RB	Barry Sanders	DET	DE	Bruce Smith	BUF	RB	Barry Sanders
RB	Emmitt Smith	DAL	DT	Chester McGlockton	LARaid	RB	Emmitt Smith
WR	Cris Carter	MIN	DT	John Randle	MIN	WR	Cris Carter
WR	Jerry Rice	SF	OLB	Kevin Greene	PIT	WR	Jerry Rice
TE	Ben Coates	NE	OLB	Greg Lloyd	PIT	TE	Ben Coates
C	Dermontti Dawson	PIT	ILB	Junior Seau	SD	C	Dermontti Dawson
G	Randall McDaniel	MIN	ILB	Chris Spellman	DET	G	Randall McDaniel
G	Nate Newton	DAL	CB	Deion Sanders	SF	G	Nate Newton
T	Willie Roaf	NO	CB	Rod Woodson	PIT	T	Willie Roaf
T	Richmond Webb	MIA	S	Eric Turner	CLE	T	Richmond Webb
			S	Darren Woodson	DAL		
Special Teams				Special Teams			
PK	Fuad Reveiz	MIN	P	Reggie Roby	WAS	PK	Fuad Reveiz
KR	Mel Gray	DET	PR	Brian Mitchell	WAS	KR	Mel Gray
ST	Steve Tasker	BUF				ST	Steve Tasker

1991

Offense				Defense			
QB	Jim Kelly	BUF	DE	Clyde Simmons	PHI	QB	Brett Favre
RB	Barry Sanders	DET	DE	Reggie White	PHI	RB	Barry Sanders
RB	Thurman Thomas	BUF	DT	Jerry Ball	DET	RB	Emmitt Smith
WR	Michael Irvin	DAL	DT	Jerome Brown	PHI	WR	Herman Moore
WR	Haywood Jeffires	HOU	OLB	Seth Joyner	PHI	WR	Jerry Rice
TE	Marv Cook	NE	OLB	Pat Swilling	NO	WR	Ben Coates
C	Kent Hull	BUF	ILB	Sam Mills	NO	TE	Ben Coates
G	Mike Munchak	HOU	ILB	Al Smith	HOU	C	Dermontti Dawson
G	Steve Wisniewski	LARaid	CB	Darrell Green	WAS	G	Randall McDaniel
T	Mike Kenn	ATL	CB	Deion Sanders	ATL	G	Nate Newton
T	Jim Lachey	WAS	S	Steve Atwater	DEN	T	Lomas Brown
			S	Ronnie Lott	LARaid	T	Willie Roaf
Special Teams				Special Teams			
PK	Jeff Jaeger	LARaid	P	Jeff Gossett	LARaid	PK	Morten Andersen
KR	no selection		PR	no selection		KR	Brian Mitchell
						ST	Steve Tasker

1995

Offense				Defense			
QB	Brett Favre	GB	DE	Bruce Smith	BUF	QB	Brett Favre
RB	Barry Sanders	DET	DE	Reggie White	GB	RB	Barry Sanders
RB	Emmitt Smith	DAL	DT	Chester McGlockton	OAK	RB	Emmitt Smith
WR	Herman Moore	DET	DT	John Randle	MIN	WR	Herman Moore
WR	Jerry Rice	SF	OLB	Greg Lloyd	PIT	WR	Jerry Rice
TE	Ben Coates	NE	OLB	Bryce Paup	BUF	TE	Ben Coates
C	Dermontti Dawson	PIT	ILB	Junior Seau	SD	C	Dermontti Dawson
G	Randall McDaniel	MIN	CB	Eric Davis	SF	G	Randall McDaniel
G	Nate Newton	DAL	CB	Aeneas Williams	ARI	G	Nate Newton
T	Lomas Brown	DET	S	Merton Hanks	SF	T	Lomas Brown
T	Willie Roaf	NO	S	Darren Woodson	DAL	T	Willie Roaf
Special Teams				Special Teams			
PK	Morten Andersen	ATL	P	Darren Bennett (r)	SD	PK	Morten Andersen
KR	Brian Mitchell	WAS	PR	no selection		KR	Brian Mitchell
ST	Steve Tasker	BUF				ST	Steve Tasker

1992

Offense				Defense			
QB	Steve Young	SF	DE	Chris Doleman	MIN	QB	Brett Favre
RB	Barry Foster	PIT	DE	Reggie White	PHI	RB	Terrell Davis
RB	Emmitt Smith	DAL	DT	Ray Childress	HOU	RB	Barry Sanders
WR	Jerry Rice	SF	DT	Cortez Kennedy	SEA	WR	Carl Pickens
WR	Sterling Sharpe	GB	OLB	Rickey Jackson	NO	WR	Jerry Rice
TE	Jay Novacek	DAL	OLB	Wilber Marshall	WAS	WR	Shannon Sharpe
C	Bruce Matthews	HOU	ILB	Sam Mills	NO	WR	Jerry Rice
G	Randall McDaniel	MIN	ILB	Junior Seau	SD	TE	Shannon Sharpe
G	Steve Wisniewski	LARaid	CB	Audray McMillian	MIN	C	Dermontti Dawson
T	Harris Barton	SF	CB	Rod Woodson	PIT	G	Larry Allen
T	Steve Wallace	SF	S	Steve Atwater	DEN	G	Randall McDaniel
			S	Henry Jones	BUF	T	Willie Roaf
Special Teams				Special Teams			
PK	Morten Andersen	NO	P	Rich Camarillo	PHX	PK	Cary Blanchard
KR	Deion Sanders	ATL	PR	Kelvin Martin	DAL	KR	Michael Bates
ST	Steve Tasker	BUF				ST	Jim Schwantz

1996

Offense				Defense			
QB	Brett Favre	GB	DE	Bruce Smith	BUF	QB	Brett Favre
RB	Terrell Davis	DEN	DE	Alfred Williams	DEN	RB	Terrell Davis
RB	Barry Sanders	DET	DT	John Randle	MIN	RB	Barry Sanders
WR	Carl Pickens	CIN	DT	Bryant Young	SF	WR	Carl Pickens
WR	Jerry Rice	SF	OLB	Chad Brown	PIT	WR	Jerry Rice
TE	Shannon Sharpe	DEN	OLB	Kevin Greene	CAR	TE	Shannon Sharpe
C	Dermontti Dawson	PIT	ILB	Sam Mills	CAR	C	Dermontti Dawson
G	Larry Allen	DAL	CB	Deion Sanders	DAL	G	Larry Allen
G	Randall McDaniel	MIN	CB	Aeneas Williams	ARI	G	Randall McDaniel
T	Willie Roaf	NO	S	LeRoy Butler	GB	T	Willie Roaf
T	Gary Zimmerman	DEN	S	Darren Woodson	DAL	T	Gary Zimmerman
Special Teams				Special Teams			
PK	Cary Blanchard	IND	P	Chris Gardocki	IND	PK	Cary Blanchard
KR	Michael Bates	CAR	PR	Desmond Howard	GB	KR	Michael Bates
ST	Jim Schwantz	DAL				ST	Jim Schwantz

1993

Offense				Defense			
QB	Steve Young	SF	DE	Bruce Smith	BUF	QB	Brett Favre
RB	Jerome Bettis*	LARams	DE	Neil Smith	KC	RB	Terrell Davis
RB	Emmitt Smith	DAL	DT	Cortez Kennedy	SEA	RB	Barry Sanders
WR	Jerry Rice	SF	DT	John Randle	MIN	WR	Herman Moore
WR	Sterling Sharpe	GB	OLB	Seth Joyner	PHI	WR	Rob Moore
TE	Shannon Sharpe	DEN	OLB	Greg Lloyd	PIT	WR	Shannon Sharpe
C	Bruce Matthews	HOU	ILB	Hardy Nickerson	TB	TE	Shannon Sharpe
G	Randall McDaniel	MIN	ILB	Junior Seau	SD	C	Dermontti Dawson
G	Steve Wisniewski	LARaid	CB	Deion Sanders	ATL	G	Larry Allen
T	Harris Barton	SF	CB	Rod Woodson	PIT	G	Dave Szott
T	Erik Williams	DAL	S	LeRoy Butler	GB	T	Tony Boselli
			S	Eugene Robinson	SEA	T	Jonathan Ogden
Special Teams				Special Teams			
PK	Norm Johnson	ATL	P	Greg Montgomery	HOU	PK	Pete Stoyanovich
KR	Tyrone Hughes*	NO	PR	Eric Metcalf	CLE	KR	Michael Bates
ST	Steve Tasker	BUF				ST	Travis Jervey

1997

Offense				Defense			
QB	Brett Favre	GB	DE	Bruce Smith	BUF	QB	Brett Favre
RB	Terrell Davis	DEN	DE	Michael Strahan	NYG	RB	Terrell Davis
RB	Barry Sanders	DET	DT	John Randle	MIN	RB	Barry Sanders
WR	Herman Moore	DET	DT	Dana Stubblefield	SF	WR	Herman Moore
WR	Rob Moore	MIN	OLB	Jesse Armistead	NYG	WR	Rob Moore
TE	Shannon Sharpe	DEN	OLB	John Mobley	DEN	TE	Shannon Sharpe
C	Dermontti Dawson	PIT	ILB	Levon Kirkland	PIT	C	Dermontti Dawson
G	Larry Allen	DAL	CB	Deion Sanders	DAL	G	Larry Allen
G	Dave Szott	KC	CB	Aeneas Williams	ARI	G	Dave Szott
T	Tony Boselli	JAX	S	LeRoy Butler	GB	T	Tony Boselli
T	Jonathan Ogden	BAL	S	Carnell Lake	PIT	T	Jonathan Ogden
Special Teams				Special Teams			
PK	Pete Stoyanovich	KC	P	Bryan Barker	JAX	PK	Pete Stoyanovich
KR	Michael Bates	CAR	PR	Darrien Gordon	DEN	KR	Michael Bates
ST	Travis Jervey	GB				ST	Travis Jervey

# ALL-NFL TEAMS (1998-2005)

1998

Offense			Defense		
QB	Randall Cunningham	PHI	DE	Michael Strahan	NYG
RB	Jamal Anderson	ATL	DE	Reggie White	GB
RB	Terrell Davis	DEN	DT	John Randle	MIN
WR	Herman Moore	DET	DT	Dana Stubblefield	SF
WR	Randy Moss*	MIN	OLB	Chad Brown	SEA
TE	Shannon Sharpe	DEN	OLB	Mo Lewis	NYJ
C	Dermontti Dawson	PIT	ILB	Junior Seau	SD
G	Bruce Matthews	TEN	CB	Ty Law	NE
G	Randall McDaniel	MIN	CB	Deion Sanders	DAL
T	Larry Allen	DAL	S	LeRoy Butler	GB
T	Tony Boselli	JAX	S	Rodney Harrison	SD
<b>Special Teams</b>					
PK	Gary Anderson	MIN	P	Craig Hentrich	TEN
KR	Roell Preston	GB	PR	Deion Sanders	DAL
ST	Bennie Thompson	BAL			

2002

Offense			Defense		
QB	Rich Gannon	OAK	DE	Simeon Rice	TB
RB	Priest Holmes	KC	DE	Jason Taylor	MIA
RB	Ricky Williams	MIA	DT	La'Roi Glover	NO
WR	Marvin Harrison	IND	DT	Warren Sapp	TB
WR	Terrell Owens	SF	OLB	Derrick Brooks	TB
TE	Tony Gonzalez	KC	OLB	Joey Porter	PIT
C	Kevin Mawae	NYJ	ILB	Brian Urlacher	CHI
G	Alan Faneca	PIT	CB	Patrick Surtain	MIA
G	Will Shields	KC	CB	Bobby Taylor	PHI
T	Walter Jones	SEA	S	Brian Dawkins	PHI
T	Jonathan Ogden	BAL	S	Rod Woodson	PIT
<b>Special Teams</b>					
PK	Adam Vinatieri	NE	P	Todd Sauerbrun	CAR
KR	Michael Lewis	NO	PR	Santana Moss	NYJ
ST	Fred McAfee	NO			

1999

Offense			Defense		
QB	Kurt Warner	STL	DE	Kevin Carter	STL
RB	Marshall Faulk	STL	DE	Jevon Kearse*	TEN
RB	Edgerrin James*	IND	DT	Darrell Russell	OAK
WR	Cris Carter	MIN	DT	Warren Sapp	TB
WR	Marvin Harrison	IND	OLB	Derrick Brooks	TB
TE	Tony Gonzalez	KC	OLB	Kevin Hardy	JAX
C	Jeff Christy	MIN	ILB	Ray Lewis	BAL
G	Larry Allen	DAL	CB	Sam Madison	MIA
G	Bruce Matthews	TEN	CB	Charles Woodson	OAK
T	Tony Boselli	JAX	S	Carnell Lake	JAX
T	Orlando Pace	STL	S	John Lynch	TB
<b>Special Teams</b>					
PK	Olindo Mare	MIA	P	Mitch Berger	MIN
KR	Tony Horne	STL	PR	Charlie Rogers*	SEA
ST	Michael Bates	CAR			

2003

Offense			Defense		
QB	Peyton Manning	IND	DE	Leonard Little	STL
RB	Priest Holmes	KC	DE	Michael Strahan	NYG
RB	Jamal Lewis	BAL	DT	Kris Jenkins	CAR
WR	Torry Holt	STL	DT	Richard Seymour	NE
WR	Randy Moss	MIN	OLB	Keith Bulluck	TEN
TE	Tony Gonzalez	KC	OLB	Julian Peterson	SF
C	Tom Nalen	DEN	MLB	Ray Lewis	BAL
G	Steve Hutchinson	SEA	CB	Ty Law	NE
G	Will Shields	KC	CB	Chris McAlister	BAL
T	Jonathan Ogden	BAL	S	Ed Reed	BAL
T	Willie Roaf	KC	S	Roy Williams	DAL
<b>Special Teams</b>					
PK	Mike Vanderjagt	IND	P	Shane Lechler	OAK
KR	Dante Hall	KC	PR	Dante Hall	KC
ST	Alex Bannister	SEA			

2000

Offense			Defense		
QB	Rich Gannon	OAK	DE	Hugh Douglas	PHI
RB	Marshall Faulk	STL	DE	Jason Taylor	MIA
RB	Eddie George	TEN	DT	La'Roi Glover	NO
WR	Marvin Harrison	IND	DT	Warren Sapp	TB
WR	Randy Moss	MIN	OLB	Derrick Brooks	TB
TE	Tony Gonzalez	KC	OLB	Junior Seau	SD
C	Kevin Mawae	NYJ	ILB	Ray Lewis	BAL
G	Larry Allen	DAL	CB	Sam Madison	MIA
G	Bruce Matthews	TEN	CB	Samari Rolle	TEN
T	Jonathan Ogden	BAL	S	John Lynch	TB
T	Willie Roaf	NO	S	Darren Sharper	GB
<b>Special Teams</b>					
PK	Matt Stover	BAL	P	Darren Bennett	SD
KR	Derrick Mason	TEN	PR	Az-Zahir Hakim	STL
ST	Michael Bates	CAR			

2004

Offense			Defense		
QB	Peyton Manning	IND	DE	Dwight Freeney	IND
RB	Shaun Alexander	SEA	DE	Julius Peppers	CAR
RB	Curtis Martin	NYJ	DT	Richard Seymour	NE
WR	Muhsin Muhammad	CAR	DT	Kevin Williams	MIN
WR	Terrell Owens	PHI	OLB	Derrick Brooks	TB
TE	Antonio Gates	SD	OLB	Takeo Spikes	BUF
C	Kevin Mawae	NYJ	ILB	James Farrior	PIT
G	Alan Faneca	PIT	CB	Champ Bailey	DEN
G	Brian Waters	KC	CB	Lito Sheppard	PHI
T	Walter Jones	SEA	S	Brian Dawkins	PHI
T	Willie Roaf	KC	S	Ed Reed	BAL
<b>Special Teams</b>					
PK	Adam Vinatieri	NE	P	Shane Lechler	OAK
KR	Terrence McGee	BUF	PR	Eddie Drummond	DET
ST	Larry Izzo	NE			

2001

Offense			Defense		
QB	Kurt Warner	STL	DE	John Abraham	NYJ
RB	Marshall Faulk	STL	DE	Michael Strahan	NYG
RB	Curtis Martin	NYJ	DT	Sam Adams	BAL
WR	David Boston	ARI	DT	Warren Sapp	TB
WR	Terrell Owens	SF	OLB	Jason Gildon	PIT
TE	Tony Gonzalez	KC	OLB	Jamir Miller	CLE
C	Kevin Mawae	NYJ	ILB	Brian Urlacher	CHI
G	Larry Allen	DAL	CB	Ronde Barber	TB
G	Alan Faneca	PIT	CB	Aeneas Williams	STL
T	Jonathan Ogden	BAL	S	Brian Dawkins	PHI
T	Orlando Pace	STL	S	John Lynch	TB
<b>Special Teams</b>					
PK	David Akers	PHI	P	Todd Sauerbrun	CAR
KR	Steve Smith*	CAR	PR	Troy Brown	NE
ST	Michael Bates	CAR			

2005

Offense			Defense		
QB	Peyton Manning	IND	DE	Dwight Freeney	IND
RB	Tiki Barber	NYG	DE	Osi Umenyiora	NYG
RB	Shaun Alexander	SEA	DT	Rod Coleman	ATL
WR	Chad Johnson	CIN	DT	Richard Seymour	NE
WR	Steve Smith	CAR	OLB	Lance Briggs	CHI
TE	Antonio Gates	SD	OLB	Cato June	IND
C	Olin Kreutz	CHI	MLB	Brian Urlacher	CHI
G	Alan Faneca	PIT	CB	Champ Bailey	DEN
G	Steve Hutchinson	MIN	CB	Nathan Vasher	CHI
T	Willie Anderson	CIN	S	Troy Polamalu	PIT
T	Walter Jones	SEA	S	Darren Sharper	MIN
<b>Special Teams</b>					
PK	Neil Rackers	ARI	P	Brian Moorman	BUF
KR	Jerome Mathis*	HOU	PR	Antwaan Randle El	PIT
ST	David Tyree	NYG			

# ALL-NFL TEAMS (2006-2013)

## 2006

Offense			Defense		
QB	Drew Brees	NO	DE	Julius Peppers	CAR
RB	Larry Johnson	KC	DE	Jason Taylor	MIA
RB	LaDainian Tomlinson	SD	DT	Jamal Williams	SD
WR	Marvin Harrison	IND	DT	Kevin Williams	MIN
WR	Chad Johnson	CIN	OLB	Shawne Merriman	SD
TE	Antonio Gates	SD	OLB	Adalius Thomas	BAL
C	Olin Kreutz	CHI	MLB	Brian Urlacher	CHI
G	Alan Faneca	PIT	CB	Champ Bailey	DEN
G	Steve Hutchinson	MIN	CB	Rashean Mathis	JAX
T	Jammal Brown	NO	S	Ed Reed	BAL
T	Walter Jones	SEA	S	Adrian Wilson	ARI
<b>Special Teams</b>					
PK	Robbie Gould	CHI	P	Brian Moorman	BUF
KR	Justin Miller	NYJ	PR	Devin Hester*	CHI
ST	Brendon Ayanbadejo	CHI			

## 2010

Offense			Defense		
QB	Tom Brady	NE	DE	Julius Peppers	CHI
RB	Adrian Foster	HOU	DE	Justin Tuck	NYG
RB	Jamaal Charles	KC	DT	Haloti Ngata	BAL
WR	Roddy White	ATL	DT	Ndamukong Suh*	DET
WR	Reggie Wayne	IND	OLB	Clay Matthews	GB
TE	Jason Witten	DAL	OLB	James Harrison	PIT
C	Nick Mangold	NYJ	ILB	Jerod Mayo	NE
G	Jahri Evans	NO	CB	Asante Samuel	PHI
G	Chris Snee	NYG	CB	Darrelle Revis	NYJ
T	Joe Thomas	CLE	S	Troy Polamalu	PIT
T	Jake Long	MIA	S	Ed Reed	BAL
<b>Special Teams</b>					
PK	Billy Cundiff	BAL	P	Shane Lechler	OAK
KR	Leon Washington	SEA	PR	Devin Hester	CHI
ST	Eric Weems	ATL			

## 2007

Offense			Defense		
QB	Tom Brady	NE	DE	Patrick Kerney	SEA
RB	LaDainian Tomlinson	SD	DE	Jared Allen	KC
RB	Brian Westbrook	PHI	DT	Albert Haynesworth	TEN
WR	Randy Moss	NE	DT	Kevin Williams	MIN
WR	Terrell Owens	DAL	OLB	Mike Vrabel	NE
TE	Jason Witten	DAL	OLB	DeMarcus Ware	DAL
C	Jeff Saturday	IND	MLB	Patrick Willis*	SF
G	Steve Hutchinson	MIN	CB	Antonio Cromartie	SD
G	Logan Mankins	NE	CB	Asante Samuel	NE
T	Matt Light	NE	S	Ed Reed	BAL
T	Walter Jones	SEA	S	Bob Sanders	IND
<b>Special Teams</b>					
PK	Rob Bironas	TEN	P	Andy Lee	SF
KR	Josh Cribbs	CLE	PR	Devin Hester	CHI
ST	Kassim Osgood	SD			

## 2011

Offense			Defense		
QB	Aaron Rodgers	GB	DE	Jared Allen	MIN
RB	Maurice Jones-Drew	JAX	DE	Jason Pierre-Paul	NYG
RB	LeSean McCoy	PHI	DT	Haloti Ngata	BAL
WR	Calvin Johnson	DET	DT	Justin Smith	SF
WR	Wes Welker	NE	OLB	DeMarcus Ware	DAL
TE	Rob Gronkowski	NE	OLB	Terrell Suggs	BAL
C	Maurkice Pouncey	PIT	ILB	Patrick Willis	SF
G	Jahri Evans	NO	CB	Darrelle Revis	NYJ
G	Carl Nicks	NO	CB	Jonathan Joseph	HOU
T	Jason Peters	PHI	S	Troy Polamalu	PIT
T	Joe Thomas	CLE	S	Eric Weddle	SD
<b>Special Teams</b>					
PK	David Akers	SF	P	Andy Lee	SF
KR	Joe McKnight	NYJ	PR	Patrick Peterson*	ARI
ST	Matthew Slater	NE			

## 2008

Offense			Defense		
QB	Peyton Manning	IND	DE	Justin Tuck	NYG
RB	Adrian Peterson	MIN	DE	John Abraham	ATL
RB	Michael Turner	ATL	DT	Albert Haynesworth	TEN
WR	Andre Johnson	HOU	DT	Kevin Williams	MIN
WR	Larry Fitzgerald	ARI	OLB	DeMarcus Ware	DAL
TE	Tony Gonzalez	KC	OLB	James Harrison	PIT
C	Kevin Mawae	TEN	ILB	Ray Lewis	BAL
G	Chris Snee	NYG	CB	Cortland Finnegan	TEN
G	Steve Hutchinson	MIN	CB	Nnamdi Asomugha	OAK
T	Michael Roos	TEN	S	Ed Reed	BAL
T	Jordan Gross	CAR	S	Troy Polamalu	PIT
<b>Special Teams</b>					
PK	Stephen Gostkowski	NE	P	Shane Lechler	OAK
KR	Danaeal Manning	CHI	PR	Johnnie Lee Higgins	OAK
ST	Brendon Ayanbadejo	BAL			

## 2012

Offense			Defense		
QB	Peyton Manning	DEN	DE	J.J. Watt	HOU
RB	Adrian Peterson	MIN	DE	Cameron Wake	MIA
RB	Marshawn Lynch	SEA	DT	Geno Atkins	CIN
WR	Calvin Johnson	DET	DT	Vince Wilfork	NE
WR	Brandon Marshall	CHI	OLB	Von Miller	DEN
TE	Rob Gronkowski	NE	OLB	Aldon Smith	SF
C	John Sullivan	MIN	ILB	Patrick Willis	SF
G	Mike Iupati	SF	CB	Richard Sherman	SEA
G	Marshal Yanda	BAL	CB	Charles Tillman	CHI
T	Duane Brown	HOU	S	Earl Thomas	SEA
T	Ryan Clady	DEN	S	Eric Weddle	SD
<b>Special Teams</b>					
PK	Blair Walsh*	SF	P	Andy Lee	SF
KR	Jacoby Jones	BAL	PR	Leodis McKelvin	BUF
ST	Matthew Slater	NE			

## 2009

Offense			Defense		
QB	Peyton Manning	IND	DE	Jared Allen	MIN
RB	Chris Johnson	TEN	DE	Dwight Freeney	IND
RB	Adrian Peterson	MIN	DT	Kevin Williams	MIN
WR	Andre Johnson	HOU	DT	Haloti Ngata	BAL
WR	Wes Welker	NE	OLB	Elvis Dumervil	DEN
TE	Dallas Clark	IND	OLB	DeMarcus Ware	DAL
C	Nick Mangold	NYJ	ILB	Patrick Willis	SF
G	Steve Hutchinson	MIN	CB	Charles Woodson	GB
G	Jahri Evans	NO	CB	Darrelle Revis	NYJ
T	Ryan Clady	DEN	S	Darren Sharper	NO
T	Joe Thomas	CLE	S	Adrian Wilson	ARI
<b>Special Teams</b>					
PK	Nate Kaeding	SD	P	Shane Lechler	OAK
KR	Josh Cribbs	CLE	PR	DeSean Jackson	PHI
ST	Brendan Ayanbadejo	BAL			

## 2013

Offense			Defense		
QB	Peyton Manning	DEN	DE	Robert Quinn	STL
RB	Jamaal Charles	KC	DE	J.J. Watt	HOU
RB	LeSean McCoy	PHI	DT	Gerald McCoy	TB
WR	Josh Gordon	CLE	DT	Ndamukong Suh	DET
WR	Calvin Johnson	DET	OLB	Lavonte David	TB
TE	Jimmy Graham	NO	OLB	Robert Mathis	IND
C	Ryan Kalil	CAR	ILB	Luke Kuechly	CAR
G	Evan Mathis	PHI	CB	Patrick Peterson	ARI
G	Louis Vasquez	STL	CB	Richard Sherman	SEA
T	Joe Staley	SF	S	Eric Berry	KC
T	Joe Thomas	CLE	S	Eric Thomas	SEA
<b>Special Teams</b>					
PK	Justin Tucker	BAL	P	Johnny Hekker	STL
KR	Cordarrelle Patterson*	MIN	PR	Dexter McCluster	KC
ST	Justin Bethel	ARI			

# ALL-NFL TEAMS (2014-2021)

2014

Offense		Defense		
QB	Aaron Rodgers	GB	DE	Mario Williams
RB	Le'Veon Bell	PIT	DE	J.J. Watt
RB	DeMarco Murray	DAL	DT	Marcell Dareus
WR	Antonio Brown	PIT	DT	Ndamukong Suh
WR	Dez Bryant	DAL	OLB	Justin Houston
TE	Rob Gronkowski	NE	OLB	Von Miller
C	Travis Frederick	DAL	MLB	Luke Kuechly
G	Josh Sitton	GB	CB	Darrelle Revis
G	Marshal Yanda	BAL	CB	Richard Sherman
T	Tyron Smith	DAL	S	Eric Thomas
T	Joe Thomas	CLE	S	Eric Weddle
<b>Special Teams</b>				
PK	Adam Vinatieri	IND	P	Pat McAfee
KR	Adam Jones	CIN	PR	Darren Sproles
ST	Matthew Slater	NE		

2015

Offense		Defense		
QB	Cam Newton	CAR	DE	Khalil Mack
RB	Doug Martin	TB	DE	J.J. Watt
RB	Adrian Peterson	MIN	DT	Geno Atkins
WR	Antonio Brown	PIT	DT	Aaron Donald
WR	Julio Jones	ATL	OLB	Khalil Mack
TE	Rob Gronkowski	NE	OLB	Von Miller
C	Ryan Kalil	CAR	MLB	Luke Kuechly
G	Zack Martin	DAL	CB	Josh Norman
G	Marshal Yanda	BAL	CB	Patrick Peterson
T	Tyron Smith	DAL	S	Eric Berry
T	Joe Thomas	CLE	S	Tyrann Mathieu
<b>Special Teams</b>				
PK	Stephen Gostkowski	NE	P	Johnny Hekker
KR	Cordarrelle Patterson	MIN	PR	Darren Sproles
ST	Justin Bethel	ARI		

2016

Offense		Defense		
QB	Matt Ryan	ATL	DE	Jadeveon Clowney
RB	Ezekiel Elliott*	DAL	DE	Khalil Mack
RB	David Johnson	ARI	DT	Aaron Donald
WR	Antonio Brown	PIT	DT	Damon Harrison
WR	Julio Jones	ATL	OLB	Vic Beasley
TE	Travis Kelce	KC	OLB	Von Miller
C	Travis Frederick	DAL	MLB	Bobby Wagner
G	Zack Martin	DAL	CB	Marcus Peters
G	Kelechi Osemele	OAK	CB	Aqib Talib
T	Tyron Smith	DAL	S	Eric Berry
T	Joe Thomas	CLE	S	Landon Collins
<b>Special Teams</b>				
PK	Justin Tucker	BAL	P	Johnny Hekker
KR	Cordarrelle Patterson	MIN	PR	Tyreek Hill (r)
ST	Matthew Slater	NE		

2017

Offense		Defense		
QB	Tom Brady	NE	DE	Calais Campbell
RB	Le'Veon Bell	PIT	DE	Cameron Jordan
RB	Todd Gurley	LAR	DT	Aaron Donald
WR	Antonio Brown	PIT	DT	Fletcher Cox
WR	DeAndre Hopkins	HOU	OLB	Chandler Jones
TE	Rob Gronkowski	NE	OLB	Von Miller
C	Jason Kelce	PHI	MLB	Bobby Wagner
G	David DeCastro	PIT	CB	Jalen Ramsey
G	Zack Martin	DAL	CB	Xavier Rhodes
T	Lane Johnson	PHI	S	Kevin Byard
T	Andrew Whitworth	LAR	S	Harrison Smith
<b>Special Teams</b>				
PK	Greg Zuerlein	LAR	P	Johnny Hekker
KR	Pharoh Cooper	LAR	PR	Jamal Agnew*
ST	Budda Baker*	ARI		

2018

Offense		Defense		
QB	Patrick Mahomes	KC	DE	Danielle Hunter
RB	Ezekiel Elliott	DAL	DE	J.J. Watt
RB	Todd Gurley	LAR	DT	Fletcher Cox
WR	DeAndre Hopkins	HOU	DT	Aaron Donald
WR	Julio Jones	ATL	OLB	Khalil Mack
	Michael Thomas	NO		
TE	Travis Kelce	KC	OLB	Von Miller
C	Jason Kelce	PHI	MLB	Bobby Wagner
G	Zack Martin	DAL	CB	Kyle Fuller
G	Quenton Nelson*	IND	CB	Stephon Gilmore
T	David Bakhtiari	GB	S	Eddie Jackson
T	Mitchell Schwartz	KC	S	Derwin James*
<b>Special Teams</b>				
PK	Justin Tucker	BAL	P	Michael Dickson*
KR	Andre Roberts	NYJ	PR	Tarik Cohen
ST	Adrian Phillips	LAC		

2019

Offense		Defense		
QB	Lamar Jackson	BAL	DE	Danielle Hunter
RB	Derrick Henry	TEN	DE	Cameron Jordan
RB	Christian McCafferty	CAR	DT	Aaron Donald
WR	Julio Jones	ATL	DT	Cameron Heyward
WR	Michael Thomas	NO	OLB	Chandler Jones
TE	George Kittle	SF	OLB	T.J. Watt
C	Jason Kelce	PHI	MLB	Bobby Wagner
G	Quenton Nelson	IND	CB	Stephon Gilmore
G	Marshal Yanda	BAL	CB	Tre'Davious White
T	Ryan Ramczyk	NO	S	Jamal Adams
T	Ronnie Stanley	BAL	S	Minkah Fitzpatrick
<b>Special Teams</b>				
PK	Justin Tucker	BAL	P	Brett Kern
KR	Cordarrelle Patterson	CHI	PR	Deonte Harris*
ST	Matthew Slater	NE		

2020

Offense		Defense		
QB	Aaron Rodgers	GB	DE	Myles Garrett
RB	Dalvin Cook	MIN	DE	Trey Hendrickson
RB	Derrick Henry	TEN	DT	DeForest Buckner
WR	Davante Adams	GB	DT	Aaron Donald
WR	Stefon Diggs	BUF	OLB	Khalil Mack
TE	Travis Kelce	KC	OLB	T.J. Watt
C	Corey Linsley	GB	MLB	Fred Warner
G	Joel Bitonio	CLE	CB	Xavien Howard
G	Quenton Nelson	IND	CB	Jalen Ramsey
T	David Bakhtiari	GB	S	Minkah Fitzpatrick
T	Jack Conklin	CLE	S	Tyrann Mathieu
<b>Special Teams</b>				
PK	Justin Tucker	BAL	P	Jake Bailey
KR	Cordarrelle Patterson	CHI	PR	Gunner Olszewski
ST	George Odum	IND		

2021

Offense		Defense		
QB	Aaron Rodgers	GB	DE	Nick Bosa
RB	Nick Chubb	CLE	DE	Myles Garrett
RB	Jonathan Taylor	IND	DT	Aaron Donald
WR	Davante Adams	GB	DT	Cameron Heyward
WR	Cooper Kupp	LAR	OLB	Micah Parsons*
TE	Mark Andrews	BAL	OLB	T.J. Watt
C	Jason Kelce	PHI	ILB	De'Vondre Campbell
G	Joel Bitonio	CLE	CB	Trevon Diggs
G	Zack Martin	DAL	CB	Jalen Ramsey
T	Trent Williams	SF	S	Kevin Byard
T	Tristan Wirfs	TB	S	Jordan Poyer
<b>Special Teams</b>				
PK	Justin Tucker	BAL	P	A.J. Cole
KR	Braxton Berrios	NYJ	PR	Devin Duvernay
ST	J.T. Gray	NO		

\* - Also selected to PFWA All-Rookie Team in same season (since 1974)  
 (r) - Rookies selected to PFWA All-NFL teams (1966-73) and rookies who were not selected to PFWA All-Rookie teams (since 1974)

# ALL-NFL PLAYERS (1966-2021)

## OFFENSE (331)

### A

Davante Adams (WR; 2) ..... 2020, 21  
 Grady Alderman (T) ..... 1969-2  
 Shaun Alexander (RB; 2) ..... 2004, 05  
**Larry Allen (G/T; 6)** ..... 1996, 97, 98 (T), 99, 2000, 01  
**Marcus Allen (RB; 2)** ..... 1982\*, 85  
**Lance Alworth (WR; 2)** ..... 1968-1, 69-1  
 Jamal Anderson (RB) ..... 1998  
 Ken Anderson (QB; 3) ..... 1974-2, 75-2, 81  
 Ottis Anderson (RB) ..... 1979  
 Willie Anderson (T) ..... 2005  
 Mark Andrews (TE) ..... 2021  
 Otis Armstrong (RB) ..... 1974-1

### B

David Bakhtiari (T; 2) ..... 2018, 20  
 Tom Banks (C) ..... 1976-2  
 Tiki Barber (RB) ..... 2005  
 Harris Barton (T; 2) ..... 1992, 93  
 Mark Bavaro (TE; 2) ..... 1986, 87  
 Le'Veon Bell (RB; 2) ..... 2014, 17  
**Jerome Bettis (RB)** ..... 1993\*  
**Fred Biletnikoff (WR; 5)** ..... 1969-1, 70-2, 71-2, 72-2, 74-2  
 Joel Bitonio (G; 2) ..... 2020, 21  
 Forrest Blue (C; 3) ..... 1971-1, 72-1, 73-1  
**Tony Boselli (T; 3)** ..... 1997, 98, 99  
 David Boston (WR) ..... 2001  
**Terry Bradshaw (QB)** ..... 1978  
 Tom Brady (QB; 3) ..... 2007, 10, 17  
**Cliff Branch (WR; 3)** ..... 1974-1, 75-2, 76-1  
 Drew Brees (QB) ..... 2006  
 Marlin Briscoe (WR) ..... 1970-2  
 John Brockington (RB; 2) ..... 1971-1r, 73-2  
 John Brodie (QB) ..... 1970-1  
 Antonio Brown (WR; 4) ..... 2014, 15, 16, 17  
 Bill Brown (RB) ..... 1968-2  
**Bob Brown (T; 6)** ..... 1966, 68-2, 69-1, 70-1, 71-2, 72-1  
 Duane Brown (T) ..... 2012  
 Jammal Brown (T) ..... 2006  
 Larry Brown (RB; 2) ..... 1970-1, 72-1  
 Lomas Brown (T) ..... 1995  
 Dez Bryant (WR) ..... 2014  
 Ed Budde (G) ..... 1969-2

### C

**Earl Campbell (RB; 3)** ..... 1978\*, 79, 80  
 Billy Cannon (TE) ..... 1968-2  
**Harold Carmichael (WR)** ..... 1973-1  
 Roger Carr (WR) ..... 1976-2  
**Cris Carter (WR; 2)** ..... 1994, 99  
 Pete Case (G) ..... 1968-2  
**Dave Casper (TE; 3)** ..... 1976-1, 77, 78  
 Rich Caster (TE) ..... 1975-2  
 Wes Chandler (WR) ..... 1982  
 Jamaal Charles (RB; 2) ..... 2010, 13  
 Raymond Chester (TE) ..... 1970-2  
 Todd Christensen (TE; 2) ..... 1983, 85  
 Jeff Christy (C) ..... 1999  
 Nick Chubb (RB) ..... 2021  
 Ryan Clady (T; 2) ..... 2009, 12  
 Dallas Clark (TE) ..... 2009  
 Dwight Clark (WR) ..... 1982  
 Ben Coates (TE; 2) ..... 1994, 95  
 Gary Collins (WR) ..... 1969-2  
 Jack Conklin (T) ..... 2020  
 Dalvin Cook (RB) ..... 2020  
 Marv Cook (TE) ..... 1991  
**Jim Covert (T; 2)** ..... 1985, 86  
 Charlie Cowan (T) ..... 1973-2  
 Roger Craig (RB) ..... 1988  
 Randy Cross (C) ..... 1981  
**Larry Csonka (RB; 3)** ..... 1971-1, 72-2, 73-2  
 Randall Cunningham (QB; 2) ..... 1990, 98  
 Bill Curry (C) ..... 1971-2  
 Isaac Curtis (WR; 3) ..... 1974-2, 75-2, 76-2

### D

**Terrell Davis (RB; 3)** ..... 1996, 97, 98  
**Dermontti Dawson (C; 5)** ..... 1994, 95, 96, 97, 98  
 David DeCastro (G) ..... 2017  
**Joe DeLamielleure (G; 6)** ..... 1975-1, 76-1, 77, 78, 79, 80  
**Eric Dickerson (RB; 5)** ..... 1983\*, 84, 86, 87, 88  
**Dan Dierdorf (T; 5)** ..... 1974-2, 75-1, 76-1, 77, 78  
 Stefan Diggs (WR) ..... 2020  
**Tony Dorsett (RB)** ..... 1981

### E

Henry Ellard (WR) ..... 1988

Ezekiel Elliott (RB; 2) ..... 2016\*, 17  
 Boomer Esiason (QB) ..... 1988  
 Jahri Evans (G; 3) ..... 2009, 10, 11

### F

Keith Fahnhorst (T) ..... 1984  
**Alan Faneja (G; 5)** ..... 2001, 02, 04, 05, 06  
**Marshall Faulk (RB; 3)** ..... 1999, 2000, 01  
**Brett Favre (QB; 3)** ..... 1995, 96, 97  
 Larry Fitzgerald (WR) ..... 2008  
 Ed Flanagan (C) ..... 1970-2  
 Chuck Foreman (RB; 3) ..... 1974-2, 75-1, 76-2  
 Adrian Foster (RB) ..... 2010  
 Barry Foster (RB) ..... 1992  
**Dan Fouts (QB; 2)** ..... 1979, 82  
 Bill Fralic (G) ..... 1987  
 Russ Francis (TE) ..... 1976-2  
 Travis Frederick (C; 2) ..... 2014, 16  
 Antonio Freeman (WR) ..... 1998

### G

Roman Gabriel (QB) ..... 1969-2  
 Rich Gannon (QB; 2) ..... 2000, 02  
 Antonio Gates (TE; 3) ..... 2004, 05, 06  
 Eddie George (RB) ..... 2000  
 John Gilliam (WR) ..... 1973-2  
 Gale Gillingham (G; 3) ..... 1970-2, 71-2, 73-2  
**Tony Gonzalez (TE; 6)** ..... 1999, 2000, 01, 02, 03, 08  
 Dick Gordon (WR) ..... 1970-1  
 Josh Gordon (WR) ..... 2013  
 Jimmy Graham (TE) ..... 2013  
 Leon Gray (T; 3) ..... 1978, 79, 80  
 Mel Gray (WR) ..... 1975-1  
 Roy Green (WR; 2) ..... 1983, 84  
**Forrest Gregg (T)** ..... 1966  
**Bob Griese (QB; 2)** ..... 1971-1, 77  
**Russ Grimm (G; 4)** ..... 1983, 84, 85, 86  
 Rob Gronkowski (TE; 5) ..... 2011, 12, 14, 15, 17  
 Jordan Gross (T) ..... 2008  
 Todd Gurley (RB; 2) ..... 2017, 18

### H

John Hadl (QB) ..... 1973-1  
**John Hannah (G; 9)** ..... 1976-1, 78, 79, 80, 81, 82, 83, 84, 85  
 Dennis Harrah (C) ..... 1986  
**Franco Harris (RB; 3)** ..... 1975-2, 76-2, 77  
**Marvin Harrison (WR; 4)** ..... 1999, 2000, 02, 06  
 Len Hauss (C; 2) ..... 1972-2, 73-2  
**Bob Hayes (SE)** ..... 1966  
 Derrick Henry (RB; 2) ..... 2019, 20  
**Gene Hickerson (G; 3)** ..... 1968-1, 69-1, 70-1  
 Jay Hilgenberg (C; 2) ..... 1988, 89  
 Calvin Hill (RB; 2) ..... 1969-1r, 73-1  
**Winston Hill (T; 2)** ..... 1970-2, 72-2  
 Priest Holmes (RB; 2) ..... 2002, 03  
 Torry Holt (WR) ..... 2003  
 DeAndre Hopkins (WR; 2) ..... 2017, 18  
 Kent Hull (C; 2) ..... 1990, 91  
**Steve Hutchinson (G; 6)** ..... 2003, 05, 06, 07, 08, 09

### I

**Michael Irvin (WR)** ..... 1991  
 Mike Iupati (G) ..... 2012

### J

Harold Jackson (WR; 2) ..... 1972-2, 73-1  
 Lamar Jackson (QB) ..... 2019  
 Keith Jackson (TE; 3) ..... 1988\*, 89, 90  
 Joe Jacoby (T; 2) ..... 1983, 84  
**Edgerrin James (RB)** ..... 1999\*  
 John Jefferson (WR; 2) ..... 1979, 80  
 Haywood Jeffries (WR) ..... 1991  
 Alfred Jenkins (WR) ..... 1981  
 Andre Johnson (WR; 2) ..... 2008, 09  
 Bob Johnson (C) ..... 1975-2  
**Calvin Johnson (WR; 3)** ..... 2011, 12, 13  
 Chad Johnson (WR; 2) ..... 2005, 06  
 Chris Johnson (RB) ..... 2009  
 David Johnson (WR) ..... 2016  
 Lane Johnson (T) ..... 2017  
 Larry Johnson (RB) ..... 2006  
 Ron Johnson (RB; 2) ..... 1970-1, 72-2  
 Bert Jones (QB) ..... 1976-1  
 Julio Jones (WR; 4) ..... 2015, 16, 18, 19  
**Walter Jones (T; 5)** ..... 2002, 04, 05, 06, 07  
 Maurice Jones-Drew (RB) ..... 2011

### K

Ryan Kalil (C; 2) ..... 2013, 14  
 Jason Kelce (C; 4) ..... 2017, 18, 19, 21  
 Travis Kelce (TE; 3) ..... 2016, 18, 20  
**Jim Kelly (QB)** ..... 1991

**Leroy Kelly (RB; 4)** ..... 1966, 68-1, 69-2, 71-2  
 Mike Kenn (T; 2) ..... 1980, 81  
 George Kittle (TE) ..... 2019  
**Jerry Kramer (G)** ..... 1966  
 Olin Kreutz (C; 2) ..... 2005, 06  
 Bob Kuechenberg (G) ..... 1975-2  
 George Kunz (T; 3) ..... 1973-2, 75-2, 76-2  
 Cooper Kupp (WR) ..... 2021  
 Ted Kwalick (TE; 2) ..... 1971-2, 72-2

### L

Jim Lachey (T; 2) ..... 1990, 91  
 Daryle Lamonica (QB; 2) ..... 1969-1, 72-2  
 McArthur Lane (RB) ..... 1970-2  
**Jim Langer (C; 4)** ..... 1974-1, 75-1, 76-1, 77  
**Steve Largent (WR; 2)** ..... 1985, 87  
 Jamal Lewis (RB) ..... 2003  
 Matt Light (T) ..... 2017  
 Corey Linsley (C) ..... 2020  
 Louis Lipps (WR) ..... 1985  
**Floyd Little (RB; 3)** ..... 1969-2, 70-2, 71-2  
**Larry Little (G; 6)** ..... 1971-1, 72-1, 73-1, 74-1, 75-1, 77  
**James Lofton (WR; 3)** ..... 1980, 81, 83  
 Jake Long (T) ..... 2010  
 Marshawn Lynch (RB) ..... 2012

### M

**Tom Mack (G; 6)** ..... 1969-2, 70-2, 71-2, 73-2, 74-1, 75-2  
**John Mackey (TE; 2)** ..... 1966, 68-1  
 Patrick Mahomes (QB) ..... 2018  
 Nick Mangold (C; 2) ..... 2009, 10  
 Logan Mankins (G) ..... 2007  
**Peyton Manning (QB; 7)** ..... 2003, 04, 05, 08, 09, 12, 13  
 Bobby Maples (C) ..... 1974-2  
**Dan Marino (QB; 3)** ..... 1984, 85, 86  
 Brandon Marshall (WR) ..... 2012  
**Curtis Martin (RB; 2)** ..... 2001, 04  
 Doug Martin (RB) ..... 2015  
 Zack Martin (G; 5) ..... 2015, 16, 17, 18, 21  
 Evan Mathis (G) ..... 2013  
**Bruce Matthews (G; 6)** ..... 1988, 90, 92, 93, 98, 2000  
**Kevin Mawae (C; 5)** ..... 2000, 01, 02, 04, 08  
 Christian McCaffery (RB) ..... 2019  
 LeSean McCoy (RB; 2) ..... 2011, 13  
 Lawrence McCutcheon (RB) ..... 1974-2  
**Randall McDaniel (G; 6)** ..... 1992, 93, 94, 95, 96, 98  
 Reggie McKenzie (G; 2) ..... 1973-1, 74-2  
 Clifton McNeil (SE) ..... 1968-1  
 Freeman McNeil (RB) ..... 1982  
 Terry Metcalf (RB) ..... 1975-2  
**Ron Mix (T)** ..... 1968-2  
**Art Monk (WR)** ..... 1984  
**Joe Montana (QB; 2)** ..... 1987, 88  
 Herman Moore (WR; 2) ..... 1995, 97  
 Nat Moore (WR) ..... 1977  
 Rob Moore (WR) ..... 1997  
 Earl Morrall (C; 2) ..... 1968-2  
 Joe Morris (RB) ..... 1986  
**Randy Moss (WR; 4)** ..... 1998\*, 2000, 03, 07  
 Howard Mudd (G) ..... 1968-1  
 Muhsin Muhammad (WR) ..... 2014  
**Mike Munchak (G; 3)** ..... 1987, 89, 91  
**Anthony Muñoz (T; 9)** ..... 1981, 82, 83, 85, 86, 87, 88, 89, 90  
 DeMarco Murray (RB) ..... 2014

### N

Tom Nalen (C) ..... 2003  
**Joe Namath (QB; 2)** ..... 1968-1, 72-1  
 Ralph Neely (T; 2) ..... 1968-1, 69-2  
 Quenton Nelson (G; 3) ..... 2018\*, 19, 20  
 Tom Newberry (G; 2) ..... 1988, 89  
**Ozzie Newsome (TE; 2)** ..... 1979, 84  
 Cam Newton (QB) ..... 2015  
 Nate Newton (G; 2) ..... 1994, 95  
 Carl Nicks (G) ..... 2011  
 John Niland (G; 2) ..... 1971-1, 72-2  
 Jay Novacek (TE) ..... 1992

### O

Riley Odoms (TE; 2) ..... 1973-2, 74-1  
**Jonathan Ogden (T; 5)** ..... 1997, 2000, 01, 02, 03  
 Christian Okoye (RB) ..... 1989  
 Kelechi Osemele (G) ..... 2016  
**Jim Otto (C; 2)** ..... 1968-2, 69-2  
**Terrell Owens (WR; 4)** ..... 2001, 02, 04, 07

### P

**Orlando Pace (T; 2)** ..... 1999, 2001  
**Walter Payton (RB; 6)** ..... 1976-1, 77, 78, 80, 84, 85  
**Drew Pearson (WR; 3)** ..... 1974-1, 76-1, 77  
 Jason Peters (T) ..... 2011

# ALL-NFL PLAYERS (1966-2021)

Adrian Peterson (RB; 4).....	2008, 09, 12, 15
Carl Pickens (WR).....	1996
Maurkice Pouncey (C).....	2011
Marvin Powell (T; 3).....	1979, 81, 82
<b>R</b>	
Ryan Ramsey (T).....	2019
<b>Jerry Rice (WR; 10).....</b>	<b>1986, 87, 88, 89, 90, 92, 93, 94, 95, 96</b>
Willie Richardson (FL).....	1968-2
<b>John Riggins (RB).....</b>	<b>1983</b>
Andre Rison (WR).....	1990
<b>Willie Roaf (T; 6).....</b>	<b>1994, 95, 96, 2000, 03, 04</b>
Paul Robinson (RB).....	1968-2
Aaron Rodgers (QB; 4).....	2011, 14, 20, 21
Michael Roos (T).....	2008
Matt Ryan (QB).....	2016
<b>S</b>	
<b>Barry Sanders (RB; 7).....</b>	<b>1989*, 90, 91, 94, 95, 96, 97</b>
<b>Charlie Sanders (TE; 2).....</b>	<b>1970-1, 71-1</b>
Jeff Saturday (C).....	2007
George Sauer (SE).....	1968-2
<b>Gale Sayers (RB; 3).....</b>	<b>1966, 68-1, 69-1</b>
Mitchell Schwartz (T).....	2018
<b>Shannon Sharpe (TE; 4).....</b>	<b>1993, 96, 97, 98</b>
Sterling Sharpe (WR; 3).....	1989, 92, 93
<b>Art Shell (T; 3).....</b>	<b>1974-1, 75-2, 77</b>
<b>Will Shields (G; 2).....</b>	<b>2002, 03</b>
<b>O.J. Simpson (RB; 5).....</b>	<b>1972-1, 73-1, 74-1, 75-1, 76-1</b>
Billy Sims (RB).....	1981
Brian Sipe (QB).....	1980
Josh Sitton (C).....	2014
<b>Emmitt Smith (RB; 4).....</b>	<b>1992, 93, 94, 95</b>
Jerry Smith (TE).....	1969-1
Steve Smith (WR).....	2005
Tyron Smith (T; 3).....	2014, 15, 16
Chris Snee (G; 2).....	2008, 10
<b>Ken Stabler (QB; 2).....</b>	<b>1974-1, 76-2</b>
Joe Staley (T).....	2013
Ronnie Stanley (T).....	2019
John Stallworth (WR).....	1979
<b>Bart Starr (QB).....</b>	<b>1966</b>
<b>Roger Staubach (QB).....</b>	<b>1971-2</b>
<b>Dwight Stephenson (C; 5).....</b>	<b>1983, 84, 85, 86, 87</b>
Pat Studstill (FL).....	1966
John Sullivan (C).....	2012
<b>Lynn Swann (WR; 2).....</b>	<b>1975-1, 78</b>
Dave Szott (G).....	1997
<b>T</b>	
<b>Fran Tarkenton (QB; 3).....</b>	<b>1970-2, 73-2, 75-1</b>
Jonathan Taylor (RB).....	2021
Joe Theismann (QB).....	1983
Joe Thomas (T; 7).....	2009, 10, 11, 13, 14, 15, 16
Michael Thomas (WR; 2).....	2018, 19
<b>Thurman Thomas (RB; 2).....</b>	<b>1990, 91</b>
<b>Mick Tingelhoff (C; 4).....</b>	<b>1966, 68-1, 69-1, 70-1</b>
<b>LaDainian Tomlinson (RB; 2).....</b>	<b>2006, 07</b>
Al Toon (WR).....	1986
Bob Trumpy (TE).....	1969-2
Bob Tucker (TE).....	1972-1
Michael Turner (RB).....	2008
Jim Tyrer (T; 3).....	1969-1, 70-1, 71-2
<b>U</b>	
<b>Gene Upshaw (G; 7).....</b>	<b>1968-2, 69-1, 70-1, 72-1, 74-2, 76-2, 77</b>
<b>V</b>	
Bruce Van Dyke (G).....	1972-2
Louis Vasquez (G).....	2013
Bob Vogel (T).....	1968-1
<b>W</b>	
Wesley Walker (WR).....	1978
Steve Wallace (T).....	1992
Paul Warfield (WR; 3).....	1969-2, 71-1, 73-2
<b>Kurt Warner (QB; 2).....</b>	<b>1999, 2001</b>
Gene Washington (WR; 3).....	1970-1, 71-2, 72-1
Brian Waters (G).....	2004
Reggie Wayne (WR).....	2010
Richmond Webb (T).....	1994
<b>Mike Webster (C; 5).....</b>	<b>1978, 79, 80, 81, 82</b>
Wes Welker (WR; 2).....	2009, 11
Brian Westbrook (RB).....	2007
Charles White (RB).....	1987
Ed White (G).....	1976-2
Roddy White (WR).....	2010
Andrew Whitworth (T).....	2017
Doug Wilkerson (G).....	1982
Erik Williams (T).....	1993
Ricky Williams (RB).....	2002
Trent Williams (T).....	2022

<b>Kellen Winslow (TE; 3).....</b>	<b>1980, 81, 82</b>
Tristan Wirfs (T).....	2022
Steve Wisniewski (G; 4).....	1990, 91, 92, 93
Jason Witten (TE; 2).....	2007, 10
John Wooten (G).....	1966
<b>Rayfield Wright (T; 5).....</b>	<b>1971-1, 72-1, 73-1, 74-2, 76-2</b>
<b>Y</b>	
Marshal Yanda (G; 4).....	2012, 14, 15, 19
<b>Ron Yary (T; 7).....</b>	<b>1970-2, 71-1, 72-2, 73-1, 74-1, 75-1, 76-1</b>
Charlie Young (TE; 3).....	1973-1r, 74-2, 75-1
<b>Steve Young (QB; 3).....</b>	<b>1992, 93, 94</b>
<b>Z</b>	
<b>Gary Zimmerman (T; 4).....</b>	<b>1987, 88, 89, 96</b>

## DEFENSE (345)

### A

John Abraham (DE; 2).....	2001, 08
Jamal Adams (S).....	2019
Sam Adams (DT).....	2001
<b>Herb Adderley (CB; 2).....</b>	<b>1966, 69-2</b>
Jared Allen (DE; 3).....	2007, 09, 11
Lyle Alzado (DE).....	1977
Dick Anderson (SS/S; 3).....	1972-1 (S), 73-1, 74-2
Jesse Armistead (OLB).....	1997
Nnamdi Asomugha (CB).....	2008
Geno Atkins (DT; 2).....	2012, 15
<b>Steve Atwater (S; 2).....</b>	<b>1991, 92</b>

### B

Coy Bacon (DE; 2).....	1972-2, 76-2
<b>Champ Bailey (CB; 3).....</b>	<b>2004, 05, 06</b>
Al Baker (DE).....	1978*
Jerry Ball (DT).....	1991
Carl Banks (OLB).....	1987
Chip Banks (OLB).....	1983
Gary Barbaro (S).....	1981
Ronde Barber (CB).....	2001
<b>Lem Barney (CB; 3).....</b>	<b>1968-1, 69-1, 73-2</b>
Vic Beasley (OLB).....	2016
<b>Bobby Bell (OLB; 3).....</b>	<b>1969-1, 70-1, 71-2</b>
Cornelius Bennett (OLB).....	1988
Bill Bergey (MLB; 3).....	1974-1, 76-2, 77
Eric Berry (S; 3).....	2013, 15, 16
Doug Betters (DE).....	1983
Verlon Biggs (DE).....	1972-2
<b>Mel Blount (CB; 2).....</b>	<b>1975-1, 81</b>
Nick Bosa (DE).....	2022
Bobby Boyd (CB; 2).....	1966, 68-1
Bill Bradley (S/F/S; 3).....	1971-1, 72-1, 73-2 (FS)
<b>Robert Brazile (OLB; 4).....</b>	<b>1976-1, 78, 79, 80</b>
Lance Briggs (OLB).....	2005
<b>Derrick Brooks (OLB; 4).....</b>	<b>1999, 2000, 02, 04</b>
Larry Brooks (DT).....	1977
Chad Brown (OLB; 2).....	1996, 98
Jerome Brown (DT).....	1991
Mike Brown (CB).....	1971-1
<b>Willie Brown (CB; 5).....</b>	<b>1968-2, 69-1, 70-1, 72-1, 73-1</b>
Joey Browner (S; 3).....	1987, 88, 90
Bobby Bryant (CB).....	1975-2

### B

<b>Buck Buchanan (DT).....</b>	<b>1968-2</b>
Willie Buchanon (CB).....	1978
DeForest Buckner (DT).....	2020
Keith Bulluck (OLB).....	2003
<b>Nick Buoniconti (MLB).....</b>	<b>1972-2</b>
<b>Dick Butkus (MLB; 5).....</b>	<b>1968-1, 69-1, 70-1, 71-2, 72-1</b>
<b>LeRoy Butler (S; 4).....</b>	<b>1993, 96, 97, 98</b>
Kevin Byard (S; 2).....	2017, 21

### C

Calais Campbell (DE).....	2017
DeVondre Campbell (ILB).....	2021
Kevin Carter (DE).....	1999
Michael Carter (NT).....	1987
Tom Casanova (S).....	1976-2
Wally Chambers (DT; 2).....	1975-2, 76-1
Deron Cherry (S).....	1988
Ray Childress (DT; 2).....	1990, 92
Jadeveon Clowney (DE).....	2016
Rod Coleman (DT).....	2005
Landon Collins (S).....	2016
Shane Conlan (ILB).....	1988
Fletcher Cox (DT; 2).....	2017, 18
Antonio Cromartie (CB).....	2007
Nolan Cromwell (FS/S; 3).....	1980, 81 (S), 82
<b>Curley Culp (DT; 2).....</b>	<b>1971-2, 75-1</b>
Mike Curtis (OLB).....	1968-1

### D

Thom Darden (S/FS; 2).....	1976-2 (S), 78 (FS)
Marcell Dareus (DT).....	2014
Lavonte David (OLB).....	2013
Eric Davis (CB).....	1995
<b>Willie Davis (DE).....</b>	<b>1966</b>
<b>Brian Dawkins (S; 3).....</b>	<b>2001, 02, 04</b>
<b>Fred Dean (DE).....</b>	<b>1981</b>
<b>Richard Dent (DE).....</b>	<b>1985</b>
Trevon Diggs (CB).....	2021
Hanford Dixon (CB; 2).....	1986, 87
<b>Chris Doleman (DE; 2).....</b>	<b>1989, 92</b>
Aaron Donald (DT; 7).....	2015, 16, 17, 18, 19, 20, 21
Hugh Douglas (DE).....	2000
Michael Downs (FS).....	1984
Dave Duerson (S).....	1986
Elvis Dumervil (OLB).....	2009
John Dutton (DE; 2).....	1975-2, 76-2

### E

<b>Kenny Easley (SS/S; 3).....</b>	<b>1983, 84, 85 (S)</b>
Joe Ehrmann (DT).....	1976-2
Cleveland Elam (DT).....	1977
<b>Carl Eller (DE; 5).....</b>	<b>1968-1, 69-1, 70-1, 71-1, 73-2</b>
John Elliott (DT; 2).....	1969-2, 70-2
Ken Ellis (CB; 2).....	1972-2, 73-2
Doug English (DT).....	1983

### F

James Farrior (ILB).....	2004
Gary Fencik (SS).....	1979
Cortland Finnegan (CB).....	2008
Minkah Fitzpatrick (S; 2).....	2019, 20
Dwight Freeney (DE; 3).....	2004, 05, 09
David Fulcher (S).....	1989
Kyle Fuller (CB).....	2018

### G

Myles Garrett (DE; 2).....	2020, 21
Mark Gastineau (DE; 2).....	1982, 84
Jason Gildon (OLB).....	2001
Stephon Gilmore (CB; 2).....	2018, 19
La'Roi Glover (DT; 2).....	2000, 02
Randy Gradishar (MLB; 2).....	1978, 79
Jerry Gray (CB).....	1989
Dave Grayson (S; 2).....	1969-1, 70-2
Cornell Green (CB).....	1968-2
<b>Darrell Green (CB).....</b>	<b>1991</b>
Gary Green (CB).....	1983
Hugh Green (OLB).....	1982
<b>Joe Greene (DT; 6).....</b>	<b>1971-2, 72-1, 73-1, 74-1, 75-2, 79</b>
<b>Kevin Greene (OLB; 2).....</b>	<b>1994, 96</b>
Tony Greene (FS).....	1974-1
L.C. Greenwood (DE; 2).....	1974-1, 75-1
Jack Gregory (DE).....	1972-1

### H

<b>Charles Haley (OLB/DE; 2).....</b>	<b>1990 (OLB), 94 (DE)</b>
<b>Jack Ham (OLB; 8).....</b>	<b>1972-2, 73-2, 74-1, 75-1, 76-1, 77, 78, 79</b>
<b>Dan Hampton (DT).....</b>	<b>1982</b>
<b>Chris Hanburger (OLB; 4).....</b>	<b>1972-2, 73-2, 74-2, 75-2</b>
Merton Hanks (S).....	1995
Cedrick Hardman (DE).....	1971-2
<b>Cliff Harris (S/FS; 4).....</b>	<b>1975-2 (S), 76-1 (S), 77 (FS), 78 (FS)</b>
Tim Harris (OLB).....	1989
Damon Harrison (DT).....	2016
James Harrison (OLB; 2).....	2008, 10
Rodney Harrison (S).....	1998
Tommy Hart (DE).....	1976-1
Lester Hayes (CB; 2).....	1980, 84
<b>Mark Haynes (CB).....</b>	<b>1982</b>
Mike Haynes (CB; 4).....	1976-2, 78, 84, 85
Albert Haynesworth (DT; 2).....	2007, 08
<b>Ted Hendricks (OLB; 4).....</b>	<b>1971-1, 74-1, 76-2, 80</b>
Trey Hendrickson (DE).....	2020
Cameron Heyward (DT; 2).....	2019, 21
Wes Hopkins (S).....	1985
Justin Houston (OLB).....	2014
<b>Ken Houston (S/SS; 6).....</b>	<b>1971-2, 72-2, 73-2 (SS), 74-1 (SS), 75-1, 76-1</b>
Xavier Howard (CB).....	2020
Chuck Howley (OLB; 5).....	1966, 68-2, 69-2, 70-1, 71-2
<b>Claude Humphrey (DE; 4).....</b>	<b>1971-2, 72-1, 73-1, 74-2</b>
Danielle Hunter (DE; 2).....	2018, 19

### I

LeRoy Irvin (CB).....	1986
-----------------------	------

**J**

Eddie Jackson (S).....	2018
Monte Jackson (CB; 2).....	1976-1, 77
Rich Jackson (DE; 2).....	1969-2, 70-1
<b>Rickey Jackson (OLB).....</b>	<b>1992</b>



# ALL-NFL PLAYERS (1966-2021)

Tom Jackson (OLB) .....	1977
Derwin James (S) .....	2018*
Robert James (CB) .....	1974-1
Kris Jenkins (DT) .....	2003
Gary Johnson (DT; 2) .....	1980, 81
<b>Jim Johnson (CB; 4) .....</b>	<b>1969-2, 70-1, 71-1, 72-1</b>
Pepper Johnson (ILB) .....	1990
Chandler Jones (OLB; 2) .....	2017, 19
<b>David Jones (DE; 4) .....</b>	<b>1966, 68-1, 69-1, 70-2</b>
Henry Jones (S) .....	1992
Rulon Jones (DE) .....	1986
Cameron Jordan (DE; 2) .....	2017, 19
Lee Roy Jordan (MLB) .....	1973-1
Jonathan Joseph (CB) .....	2011
Seth Joyner (OLB; 2) .....	1991, 93
Cato June (OLB) .....	2005
E.J. Junior (ILB) .....	1984
<b>K</b>	
Jevon Kearse (DE) .....	1999*
Louis Kelcher (DT) .....	1978
<b>Cortez Kennedy (DT; 2) .....</b>	<b>1992, 93</b>
Patrick Kerney (DE) .....	2007
Levon Kirkland (ILB) .....	1997
Joe Klecko (DE/NT; 2) .....	1981 (DE), 85 (NT)
<b>Paul Krause (S) .....</b>	<b>1975-1</b>
Luke Krumrie (NT) .....	1988
Luke Kuechly (MLB/ILB; 3) .....	2013 (ILB), 14, 15
<b>L</b>	
Carnell Lake (S; 2) .....	1997, 99
<b>Jack Lambert (MLB; 6) .....</b>	<b>1975-1, 76-1, 80, 81, 82, 83</b>
<b>Willie Lanier (MLB; 5) .....</b>	<b>1970-2, 71-1, 73-2, 74-2, 75-2</b>
<b>Ty Law (S; 2) .....</b>	<b>1998, 2003</b>
Rolland Lawrence (CB) .....	1977
<b>Dick LeBeau (CB) .....</b>	<b>1970-2</b>
Carl Lee (CB) .....	1988
Albert Lewis (CB; 2) .....	1989, 90
Mo Lewis (OLB) .....	1998
<b>Ray Lewis (ILB/MLB; 4) .....</b>	<b>1999, 2000, 03 (MLB), 08</b>
Bob Lilly (DT; 6) .....	1966, 68-1, 69-1, 70-2, 71-1, 72-2
Leonard Little (DE) .....	2003
Greg Lloyd (OLB; 3) .....	1993, 94, 95
Carl Lockhart (S) .....	1970-2
Jerry Logan (S) .....	1968-2
<b>Howie Long (DE; 3) .....</b>	<b>1983, 84, 85</b>
<b>Ronnie Lott (S/CB; 7) .....</b>	<b>1981 (CB)*, 83 (CB), 86, 87, 89, 90, 91</b>
<b>John Lynch (S; 3) .....</b>	<b>1999, 2000, 01</b>
<b>M</b>	
Khalil Mack (OLB/DE; 5) .....	2015 (DE & OLB), 16 (DE), 18, 20
Sam Madison (CB; 2) .....	1999, 2001
Dexter Manley (DE) .....	1986
Jim Marsalis (CB) .....	1970-2
Wilber Marshall (OLB; 2) .....	1986, 92
Harvey Martin (DE) .....	1977
Rod Martin (OLB) .....	1984
Tyrann Mathieu (S; 2) .....	2015, 20
Rashean Mathis (CB) .....	2006
Robert Mathis (OLB) .....	2013
Clay Matthews (OLB) .....	2010
Jerrod Mayo (ILB) .....	2010
Chris McAlister (CB) .....	2003
Gerald McCoy (DT) .....	2013
Chester McGlockton (DT; 2) .....	1994, 95
Steve McMichael (DT; 2) .....	1986, 87
Audray McMillian (CB) .....	1992
Eddie Meador (S; 2) .....	1968-2, 69-2
Karl Mecklenburg (ILB; 3) .....	1985, 86, 89
John Mendenhall (DT) .....	1974-2
Shawne Merriman (OLB) .....	2006
Keith Millard (DT; 2) .....	1988, 89
Fred Miller (DT) .....	1968-2
Jamir Miller (OLB) .....	2001
Von Miller (OLB; 6) .....	2012, 14, 15, 16, 17, 18
<b>Sam Mills (ILB; 3) .....</b>	<b>1991, 92, 96</b>
Frank Minnifield (CB; 2) .....	1987, 88
John Mobley (OLB) .....	1997
Mark Murphy (FS) .....	1983
<b>N</b>	
Paul Naumoff (OLB) .....	1970-2
Haloti Ngata (DT; 3) .....	2009, 10, 11
Hardy Nickerson (ILB) .....	1993
<b>Ray Nitschke (MLB; 2) .....</b>	<b>1966, 69-2</b>
Tommy Nobis (MLB) .....	1968-2
Josh Norman (CB) .....	2015
<b>O</b>	
<b>Merlin Olsen (DT; 5) .....</b>	<b>1966, 68-1, 69-1, 70-1, 74-2</b>
Gus Otto (OLB) .....	1970-2

<b>P</b>	
<b>Alan Page (DT; 8) ....</b>	<b>1969-2, 70-1, 71-1, 72-2, 73-1, 74-1, 75-1, 76-2</b>
Lemar Parrish (CB; 3) .....	1974-2, 79, 80
Micah Parsons (OLB) .....	2021*
Bryce Paup (OLB) .....	1995
Julius Peppers (DE; 3) .....	2004, 06, 10
Michael Dean Perry (DT; 2) .....	1989, 90
Marcus Peters (CB) .....	2016
Julian Peterson (OLB) .....	2003
Patrick Peterson (CB; 2) .....	2013, 15
Gerry Philbin (DE; 2) .....	1968-2, 69-2
Jerry Pierre-Paul (DE) .....	2011
<b>Troy Polamalu (S; 4) .....</b>	<b>2005, 08, 10, 11</b>
Joey Porter (OLB) .....	2002
Jordan Poyer (S) .....	2021
<b>Q</b>	
Robert Quinn (DE) .....	2013
<b>R</b>	
Jalen Ramsey (CB; 3) .....	2017, 20, 21
<b>John Randle (DT; 6) .....</b>	<b>1993, 94, 95, 96, 97, 98</b>
<b>Ed Reed (S; 6) .....</b>	<b>2003, 04, 06, 07, 08, 10</b>
Mike Reid (DT; 2) .....	1972-1, 73-2
Mike Reinfieldt (FS) .....	1979
<b>Mel Renfro (CB/S; 4) .....</b>	<b>1969-2 (S), 71-2, 72-2, 73-1</b>
Darrelle Revis (CB; 4) .....	2009, 10, 11, 14
Xavier Rhodes (CB) .....	2017
Simeon Rice (DE) .....	2002
Ken Riley (CB; 2) .....	1975-2, 76-2
Isiah Robertson (OLB; 4) .....	1973-1, 74-2, 75-2, 76-2
<b>Dave Robinson (OLB; 2) .....</b>	<b>1968-2, 69-2</b>
Eugene Robinson (S; 4) .....	1993
Jerry Robinson (OLB) .....	1981
<b>Johnny Robinson (S) .....</b>	<b>1970-1</b>
Samari Rolle (CB) .....	2000
Andy Russell (OLB; 2) .....	1972-2, 75-1
Darrell Russell (DE; 2) .....	1998, 99
<b>S</b>	
Asante Samuel (CB; 2) .....	2007, 10
Bo Sanders (S) .....	2007
<b>Deion Sanders (CB; 6) .....</b>	<b>1991, 93, 94, 96, 97, 98</b>
<b>Warren Sapp (DT; 4) .....</b>	<b>1999, 2000, 01, 02</b>
Jake Scott (S/FS; 4) .....	1971-2, 72-2, 73-1 (FS), 75-2
<b>Junior Seau (ILB/OLB; 6) .....</b>	<b>1992, 93, 94, 95, 98, 2000 (OLB)</b>
<b>Lee Roy Selmon (DE; 3) .....</b>	<b>1979, 80, 82</b>
<b>Richard Seymour (DT; 3) .....</b>	<b>2003, 04, 05</b>
Darren Sharper (S; 3) .....	2000, 05, 09
<b>Donnie Shell (SS; 2) .....</b>	<b>1980, 82</b>
Lito Sheppard (CB) .....	2004
Jerry Sherk (DT) .....	1976-1
Richard Sherman (CB; 3) .....	2012, 13, 14
Clyde Simmons (DE) .....	1991
<b>Mike Singletary (ILB; 6) .....</b>	<b>1984, 85, 86, 87, 88, 89</b>
Al Smith (ILB) .....	1991
Aldon Smith (OLB) .....	2012
<b>Bruce Smith (DE; 8) .....</b>	<b>1987, 88, 90, 93, 94, 95, 96, 97</b>
Bubba Smith (DE; 3) .....	1968-2, 70-2, 71-1
Harrison Smith (S) .....	2017
Justin Smith (DT) .....	2011
Neil Smith (DE) .....	1983
Paul Smith (DT) .....	1973-2
Chris Spellman (ILB) .....	1994
Takeo Spikes (OLB) .....	2004
Bill Stanfill (DE; 2) .....	1973-1, 74-2
Art Still (DE) .....	1980
Michael Strahan (DE; 4) .....	1997, 98, 2001, 03
Dana Stubblefield (DT) .....	1997
Terrell Suggs (OLB) .....	2011
Ndamukong Suh (DT; 3) .....	2010*, 13, 14
Patrick Surtain (CB) .....	2002
Pat Swilling (OLB) .....	1991
<b>T</b>	
Aqib Talib (CB) .....	2016
Jack Tatum (FS) .....	1974-2
Bobby Taylor (CB) .....	2002
Jason Taylor (DE; 3) .....	2000, 02, 06
<b>Lawrence Taylor (OLB; 8) .....</b>	<b>1981*, 82, 83, 84, 85, 86, 88, 89</b>
Adalius Thomas (OLB) .....	2006
<b>Derrick Thomas (OLB) .....</b>	<b>1990</b>
Earl Thomas (S) .....	2012
Emmitt Thomas (CB; 2) .....	1971-2, 74-1
Eric Thomas (S; 2) .....	2013, 14
Charles Tillman (CB) .....	2012
<b>Andre Tippett (OLB; 2) .....</b>	<b>1985, 87</b>
Justin Tuck (DE; 2) .....	2008, 10
Eric Turner (S) .....	1994

<b>U</b>	
Osi Umenyiora (DE) .....	2005
<b>Brian Urlacher (ILB/MLB; 4) ..</b>	<b>2001 (ILB), 02 (ILB), 05 (MLB), 06 (MLB)</b>
<b>V</b>	
Nathan Vasher (CB) .....	2005
Rick Volk (S; 2) .....	1968-1, 71-1
Mike Vrabel (OLB) .....	2007
<b>W</b>	
Bobby Wagner (MLB; 4) .....	2016, 17, 18, 19
Cameron Wake (DE) .....	2012
Wayne Walker (OLB) .....	1966
Emerson Walls (CB; 2) .....	1982, 85
DeMarcus Ware (OLB; 4) .....	2007, 08, 09, 11
Fred Warner (MLB) .....	2020
Charlie Waters (SS; 2) .....	1977, 78
J.J. Watt (DE; 5) .....	2012, 13, 14, 15, 18
T.J. Watt (OLB; 3) .....	2019, 20, 21
George Webster (OLB; 2) .....	1968-1, 69-1
Eric Weddle (S; 3) .....	2011, 12, 14
<b>Roger Wehrli (CB; 3) .....</b>	<b>1974-2, 75-1, 76-1</b>
Dwight White (DE) .....	1975-2
<b>Randy White (DT; 7) .....</b>	<b>1978, 79, 80, 81, 82, 83, 84</b>
<b>Reggie White (DE/DT; 9) ..</b>	<b>1986 (DT), 87, 88, 89, 90, 91, 92, 95, 98</b>
Tre'Davious White (CB) .....	2019
<b>Dave Wilcox (OLB; 3) .....</b>	<b>1971-1, 72-1, 73-1</b>
Vince Wilfork (DT) .....	2012
<b>Aeneas Williams (CB; 4) .....</b>	<b>1995, 96, 97, 2001</b>
Alfred Williams (DE) .....	1986
Jamal Williams (DT) .....	2006
Kevin Williams (DT; 5) .....	2004, 06, 07, 08, 09
Mario Williams (DE) .....	2014
Roy Williams (S) .....	2003
Patrick Willis (ILB/MLB; 4) .....	2007 (MLB)*, 09, 11, 12
Adrian Wilson (S; 2) .....	2006, 09
<b>Larry Wilson (S; 4) .....</b>	<b>1966, 68-1, 69-1, 70-1</b>
<b>Willie Wood (S) .....</b>	<b>1966</b>
<b>Charles Woodson (CB; 2) .....</b>	<b>1999, 2009</b>
Darren Woodson (S; 3) .....	1994, 95, 96
<b>Rod Woodson (CB/S; 5) .....</b>	<b>1990, 92, 93, 94, 2002 (S)</b>
Louis Wright (CB; 2) .....	1978, 79
<b>Y</b>	
<b>Bryant Young (DT) .....</b>	<b>1996</b>
Fredd Young (ILB) .....	1987
<b>Jack Youngblood (DE; 6) .....</b>	<b>1973-2, 74-1, 75-1, 76-1, 78, 79</b>

## SPECIAL TEAMS (155)

<b>A</b>	
Jamal Agnew (PR) .....	2017*
David Akers (PK; 2) .....	2001, 11
<b>Morten Andersen (PK; 5) .....</b>	<b>1985, 86, 87, 92, 95</b>
Gary Anderson (PK) .....	1998
Jim Arnold (P) .....	1987
Brendon Ayanbadejo (ST; 2) .....	2006, 08
<b>B</b>	
Jake Bailey (P) .....	2020
Budda Baker (ST) .....	2017*
Jim Bakken (PK; 2) .....	1975-1, 76-1
Alex Banister (ST) .....	2003
Bryan Barker (P) .....	1997
Michael Bates (KR/ST; 4) ...	1996 (KR), 97 (KR), 99 (ST), 2000 (ST)
Darren Bennett (P; 2) .....	1995r, 2000
Mitch Berger (P) .....	1999
Braxton Berrios (KR) .....	2021
Justin Bethel (ST; 2) .....	2013, 15
Rob Bironas (PK) .....	2007
Cary Blanchard (PK) .....	1996
<b>George Blanda (QB) .....</b>	<b>1970-2</b>
Ron Brown (KR) .....	1985
<b>Tim Brown (KR) .....</b>	<b>1988</b>
Troy Brown (PR) .....	2001
<b>C</b>	
Rich Camarillo (P; 2) .....	1983, 92
Dave Chapple (P) .....	1972-2
Neil Clabo (P) .....	1975-2
Tarik Cohen (PR) .....	2018
A.J. Cole (P) .....	2021
Pharoh Cooper (KR) .....	2017
Frank Corral (PK) .....	1978*
Josh Cribbs (KR; 2) .....	2007, 09
Billy Cundiff (PK) .....	2010
<b>D</b>	
Michael Dickson (P) .....	2018*
Eddie Drummond (PR) .....	2004
Devin Duvernay (PR) .....	2021

# ALL-NFL PLAYERS (1966-2021)

<b>E</b>	Scott Norwood (PK) .....	1988
Bobby Joe Edmonds (PR) .....	1986r	
<b>F</b>	George Odum (ST) .....	2020
Terry Fair (KR) .....	1998*	
Toni Fritsch (PK) .....	1979	
<b>G</b>	Kassim Osgood (ST; 2) .....	2007, 09
Chris Gardocki (P) .....	1996	
Dennis Gentry (KR; 2) .....	1986, 87	
Roy Gerela (PK; 3) .....	1972-2, 73-2, 74-2	
Jeff Gossett (P) .....	1991	
Stephen Gostkowski (PK; 2) .....	2008, 15	
Robbie Gould (PK) .....	2006	
J.T. Gray (ST) .....	2021	
Mel Gray (KR/PR; 3) .....	1987 (PR), 90, 94	
Bob Grupp (P) .....	1979	
<b>Ray Guy (P; 6) .....</b>	<b>1973-1, 74-1, 75-1, 76-1, 77, 78</b>	
<b>H</b>		
Ali Haji-Sheikh (PK) .....	1983*	
Az-Zahir Hakim (PR) .....	2000	
Dante Hall (KR/PR; 2) .....	2003 (KR & PR)	
Deonte Harris (PR) .....	2019*	
Dale Hatcher (P) .....	1985*	
Johnny Hekker (P; 4) .....	2013, 15, 16, 17	
Craig Hentrich (P) .....	1988	
Efren Herrera (PK; 2) .....	1976-2, 77	
Devin Hester (PR; 3) .....	2006*, 07, 10	
Johnnie Lee Higgins (PR) .....	2008	
Tyreek Hill (PR) .....	2016*	
Mike Horan (P) .....	1988	
Tony Horne (KR) .....	1999	
Desmond Howard (PR) .....	1996	
Tyrone Hughes (KR) .....	1993*	
Bobby Humphery (KR) .....	1984r	
<b>I</b>		
LeRoy Irvin (PR; 2) .....	1981, 82	
Horace Ivory (KR) .....	1980	
Larry Izzo (ST) .....	2004	
<b>J</b>		
DeSean Jackson (PR) .....	2009	
Jeff Jaeger (PK) .....	1991	
John James (P) .....	1976-2	
Dave Jennings (P; 2) .....	1980, 82	
Travis Jervey (ST) .....	1997	
Billy Johnson (PR) .....	1977, 83	
Norm Johnson (PK; 2) .....	1984, 93	
Adam Jones (KR) .....	2014	
Jacoby Jones (KR) .....	2012	
<b>K</b>		
Nate Kaeding (PK) .....	2009	
Brett Kern (P) .....	2019	
Curt Knight (PK) .....	1971-2	
<b>L</b>		
Sean Landeta (P; 3) .....	1986, 89, 90	
Shane Lechler (P; 5) .....	2003, 04, 08, 09, 10	
Andy Lee (P; 3) .....	2007, 11, 12	
David Lee (P; 2) .....	1969-1, 70-2	
Dave Lewis (P; 2) .....	1970-1r, 71-2	
Michael Lewis (KR) .....	2002	
Louis Lipp (PR) .....	1984r	
Billy Lothridge (P) .....	1968-1	
Nick Lowery (PK) .....	1990	
<b>M</b>		
Danieal Manning (KR) .....	2008	
Chester Marcol (PK; 2) .....	1972-1r, 74-1	
Olindo Mare (PK) .....	1999	
Kelvin Martin (PR) .....	1992	
Derrick Mason (KR) .....	2000	
Jerome Mathis (KR) .....	2005*	
Fred McAfee (ST) .....	2002	
Pat McAfee (P) .....	2014	
Dexter McCluster (PR) .....	2013	
Terrence McGee (KR) .....	2004	
Pat McNally (P) .....	1981	
Leodis McKelvin (PR) .....	2012	
Joe McKnight (KR) .....	2011	
Dave Meggett (PR; 2) .....	1989r, 90	
Eric Metcalf (PR) .....	1993	
Justin Miller (KR) .....	2006	
Brian Mitchell (PR/KR; 2) .....	1994 (PR), 95 (KR)	
Greg Montgomery (P) .....	1993	
Brian Moorman (P; 2) .....	2005, 06	
Mark Moseley (PK) .....	1982	
Santana Moss (PR) .....	2002	
Eddie Murray (PK) .....	1989	
<b>N</b>		
Mike Nelms (KR; 2) .....	1981, 82	
Neil Rackers (PK) .....	2005	
Antwaan Randle El (PR) .....	2005	
Fuad Revez (PK) .....	1994	
Andre Roberts (KR) .....	2018	
Reggie Roby (P; 2) .....	1984, 94	
Charlie Rogers (PR) .....	1999*	
<b>S</b>		
<b>Deion Sanders (KR/PR; 2) .....</b>	<b>1992 (KR), 98 (PR)</b>	
Todd Sauerbrun (P; 2) .....	2001, 02	
Jim Schwartz (ST) .....	1996	
Rafael Septien (PK; 2) .....	1980, 81	
Matthew Slater (ST; 5) .....	2011, 12, 14, 16, 19	
J.T. Smith (PR) .....	1979	
Steve Smith (KR) .....	2001*	
Darren Sproles (PR; 2) .....	2014, 15	
<b>Jan Stenerud (PK; 3) .....</b>	<b>1968-2, 69-2, 70-1</b>	
Matt Stover (PK) .....	2000	
Pete Stoyanovich (PK) .....	1997	
<b>T</b>		
Steve Tasker (ST; 4) .....	1992, 93, 94, 95	
John Taylor (PR) .....	1988	
Bennie Thompson (ST) .....	1998	
Justin Tucker (PK; 6) .....	2013, 16, 18, 19, 20, 21	
Jim Turner (PK) .....	1968-1, 69-1	
David Tyree (ST) .....	2005	
<b>U</b>		
Rick Upchurch (KR; 2) .....	1978, 79	
<b>V</b>		
Billy Van Heusen (P) .....	1974-2	
Mike Vanderjagt (PK) .....	2003	
Adam Vinatieri (PK; 3) .....	2002, 04, 14	
<b>W</b>		
Fulton Walker (KR) .....	1983	
Blair Walsh (PK) .....	2012*	
Leon Washington (KR) .....	2010	
Eric Weems (ST) .....	2010	
Larry Whigham (ST) .....	2001	
Ron Widby (P) .....	1969-2	
Jerrel Wilson (P; 4) .....	1968-2, 71-1, 72-1, 73-2	
Rod Woodson (KR) .....	1989	
<b>Y</b>		
Garo Yepremian (PK; 2) .....	1971-1, 73-1	
<b>Z</b>		
Greg Zuerlein (PK) .....	2017	

Players selected at multiple positions: Most-selected position listed first; years selected at second position marked. If the selections are equal, all years are marked with the position.

-1, -2: PFWA selected first and second teams from 1968-76  
 \*: Player selected to PFWA All-Rookie Team in same season  
 r: Rookies selected to PFWA All-NFL Teams (1966-73) and rookies who were not selected to PFWA All-Rookie Teams (1974-2020)

**Bold: Pro Football Hall of Fame inductee**

## MOST PFWA FIRST TEAM ALL-NFL PLAYERS BY TEAM (1966-2021)

NFL Team	Offense	Defense	Special	Total
Dallas	<b>44</b>	38	6	88
Pittsburgh	30	<b>51</b>	3	84
Minnesota	38	37	6	81
L.A. Rams	27	34	13	74
San Francisco	36	31	6	73
Las Vegas	23	25	<b>16</b>	64
Kansas City	28	20	12	60
Chicago	17	30	12	59
New England	26	15	<b>16</b>	57
Philadelphia	20	26	4	50
Tennessee	22	19	7	48
Denver	15	24	4	45
Green Bay	23	17	5	45
Indianapolis	23	14	7	44
Miami	26	14	4	44
Buffalo	15	19	9	43
Baltimore	13	16	12	41
Cleveland	24	13	3	40
N.Y. Giants	8	23	9	40
L.A. Chargers	16	17	6	39
Arizona	11	17	8	36
Seattle	11	19	6	36
Detroit	17	10	7	34
New Orleans	14	10	10	34
N.Y. Jets	16	10	8	34
Washington	14	10	6	30
Atlanta	13	8	6	27
Carolina	7	9	7	23
Cincinnati	15	5	3	23
Tampa Bay	1	20	0	21
Houston	6	6	1	13
Jacksonville	4	5	1	10

The PFWA selected a first and second All-NFL team from 1968-76. Second-team players not included in above totals. Most selections by unit in **bold**.

## ROOKIES SELECTED TO PFWA FIRST TEAM ALL-NFL (1966-2021)

### Selected to All-NFL First Team (prior to start of All-Rookie Team in 1974; 5)

1969 - RB Calvin Hill  
 1970 - P Dave Lewis  
 1971 - RB John Brockington  
 1972 - PK Chester Marcol  
 1973 - TE Charlie Young

### Selected to All-Rookie and All-NFL Teams (1974-present; 37)

1978 (3) - DE Al Baker, RB Earl Campbell, PK Frank Corral  
 1979 (2) - RB Ottis Anderson, P Bob Grupp  
 1981 (2) - CB **Ronnie Lott**, OLB **Lawrence Taylor**  
 1982 - RB **Marcus Allen**  
 1983 (2) - RB **Eric Dickerson**, PK Ali Haji-Sheikh  
 1985 - P Dale Hatcher  
 1988 - TE Keith Jackson  
 1989 - RB **Barry Sanders**  
 1993 (2) - RB **Jerome Bettis**, KR Tyrone Hughes  
 1998 (2) - RB Terry Fair, WR **Randy Moss**  
 1999 (3) - RB **Edgerrin James**, DE Jevon Kearse, PR Charlie Rogers  
 2001 - KR Steve Smith  
 2005 - KR Jerome Mathis  
 2006 - PR Devin Hester  
 2007 - MLB Patrick Willis  
 2010 - DT Ndamukong Suh  
 2011 - PR Patrick Peterson  
 2012 - PK Blair Walsh  
 2013 - KR Cordarrelle Patterson  
 2016 (2) - RB Ezekiel Elliott, PR Tyreek Hill  
 2017 (2) - PR Jamal Agnew, ST Budda Baker  
 2018 (3) - P Michael Dickson, S Derwin James, G Quenton Nelson  
 2019 - PR Deonte Harris  
 2021 - OLB Micah Parsons

### Selected to All-NFL Teams (and not selected to All-Rookie Teams; 1974-present; 5)

1984 - KR Bobby Humphery, PR Louis Lipps  
 1986 - PR Bobby Joe Edmonds  
 1989 - PR Dave Meggett  
 1995 - P Darren Bennett

**Bold: Pro Football Hall of Fame inductee**

# ALL-NFL RECORDS (1966-2021)

## OFFENSE

### Most PFWA First Team All-NFL Honors

10 - Jerry Rice WR  
 9 - John Hannah G  
 9 - Anthony Muñoz T  
 7 - Peyton Manning QB  
 7 - Barry Sanders RB  
 7 - Joe Thomas T  
 6 - Gene Upshaw G  
 6 - Larry Allen G  
 6 - Joe DeLamielleure G  
 6 - Tony Gonzalez TE  
 6 - Steve Hutchinson G  
 6 - Larry Little G  
 6 - Bruce Matthews G  
 6 - Randall McDaniel G  
 6 - Walter Payton RB  
 6 - Willie Roaf T  
 5 - Bob Brown T  
 5 - Dermontti Dawson C  
 5 - Eric Dickerson RB  
 5 - Alan Faneca G  
 5 - Rob Gronkowski TE  
 5 - Walter Jones T  
 5 - Kevin Mawae C  
 5 - Jonathan Ogden T  
 5 - O.J. Simpson RB  
 5 - Dwight Stephenson C  
 5 - Mike Webster C  
 5 - Rayfield Wright T

### Most PFWA First Team All-NFL Selections By Position

QB - 7 Peyton Manning  
 RB - 7 Barry Sanders  
 WR - 10 Jerry Rice  
 TE - 6 Tony Gonzalez  
 C - 5 Dermontti Dawson, Kevin Mawae, Dwight Stephenson, Mike Webster  
 G - 9 John Hannah  
 T - 9 Anthony Muñoz

### Most Consecutive First Team PFWA All-NFL Selections

8 - John Hannah G 1978-85  
 6 - Larry Allen G/T 1996-2001  
 6 - Joe DeLamielleure G 1975-80  
 6 - Anthony Muñoz T 1985-90  
 5 - Dermontti Dawson C 1994-98  
 5 - Tony Gonzalez TE 1999-2003  
 5 - Steve Hutchinson G 2005-09  
 5 - Larry Little G 1971-75  
 5 - Randall McDaniel G 1992-96  
 5 (2x) - Jerry Rice WR 1986-90, 1992-96  
 5 - O.J. Simpson RB 1972-76  
 5 - Dwight Stephenson C 1983-87  
 5 - Mike Webster C 1978-82

### Most Consecutive First Team PFWA All-NFL Selections By Position

QB - 3 Dan Marino 1984-86, Steve Young 1992-94, Brett Favre 1995-97, Peyton Manning 2003-05  
 RB - 5 O.J. Simpson 1972-76  
 WR - 5 (2x) Jerry Rice 1986-89, 1992-96  
 TE - 5 Tony Gonzalez 1999-2003  
 C - 5 Mike Webster 1978-82, Dwight Stephenson 1983-87, Dermontti Dawson 1994-98  
 G - 8 John Hannah 1978-85  
 T - 6 Anthony Muñoz 1985-90

## DEFENSE

### Most PFWA First Team All-NFL Honors

9 - Reggie White DE 8/DT 1  
 8 - Bruce Smith DE  
 8 - Lawrence Taylor OLB  
 7 - Aaron Donald DT (active)  
 7 - Ronnie Lott CB 2/S 5  
 7 - Randy White DT  
 6 - Jack Ham OLB  
 6 - Jack Lambert MLB  
 6 - Von Miller OLB (active)  
 6 - John Randle DT  
 6 - Ed Reed S  
 6 - Deion Sanders CB  
 6 - Junior Seau ILB 5/OLB 1  
 6 - Mike Singletary ILB  
 5 - Alan Page DT  
 5 - J.J. Watt DE (active)  
 5 - Kevin Williams DT  
 5 - Rod Woodson CB 4/S 1  
 5 - Jack Youngblood DE

### Most PFWA First Team All-NFL Selections By Position

DE - 8 Reggie White, Bruce Smith  
 DT - 7 Randy White, Aaron Donald (active)  
 OLB - 8 Lawrence Taylor  
 ILB/MLB - 6 Jack Lambert MLB, Mike Singletary ILB  
 CB - 6 Deion Sanders  
 S - 6 Ed Reed

### Most Consecutive First Team PFWA All-NFL Selections

7 - Aaron Donald DT 2015-21 (active)  
 7 - Randy White DT 1978-84  
 7 - Reggie White DT 1/DE 6 1986-92  
 6 - Jack Ham OLB 1974-79  
 6 - John Randle DT 1993-98  
 6 - Mike Singletary ILB 1984-89  
 6 - Lawrence Taylor OLB 1981-86  
 5 - Dick Butkus MLB 1968-72  
 5 - Von Miller OLB 2014-18  
 5 - Bruce Smith DE 1993-97

### Most Consecutive First Team PFWA All-NFL Selections By Position

DE - 6 Reggie White 1987-92  
 DT - 7 Aaron Donald 2015-21 (active), Randy White 1978-84  
 OLB - 6 Jack Ham 1974-79, Lawrence Taylor 1981-86  
 ILB/MLB - 6 Mike Singletary ILB 1984-89  
 CB - 3 Jim Johnson 1970-72, Rod Woodson 1994-96, Aeneas Williams 1995-97, Deion Sanders 1996-98, Champ Bailey 2004-06, Darrelle Revis 2009-11, Richard Sherman 2012-14  
 S - 4 Larry Wilson 1966, 1968-70\*  
 \* PFWA did not select an All-NFL team in 1967

### PFWA FIRST TEAM ALL-NFL MULTIPLE HONOREES (1966-2021)

2003 Dante Hall, KC (KR & PR)  
 2015 Khalil Mack, OAK (DE & OLB)

## SPECIAL TEAMS

### Most PFWA First Team All-NFL Honors

6 - Ray Guy P  
 6 - Justin Tucker PK (active)  
 5 - Morten Andersen PK  
 5 - Shane Lechler P  
 5 - Cordarrelle Patterson KR (active)  
 5 - Matthew Slater ST (active)  
 4 - Michael Bates KR 2/ST 2  
 4 - Johnny Hekker P (active)  
 4 - Steve Tasker ST

### Most PFWA First Team All-NFL Selections By Position

PK - 6 Justin Tucker (active)  
 P - 6 Ray Guy  
 PR - 3 Devin Hester  
 KR - 5 Cordarrelle Patterson (active)  
 ST - 5 Matthew Slater (active)

### Most Consecutive First Team PFWA All-NFL Selections

6 - Ray Guy P 1973-78  
 4 - Steve Tasker ST 1992-95  
 4 - Justin Tucker PK 2018-21 (active)  
 3 - Morten Andersen PK 1985-87  
 3 - Johnny Hekker P 2015-17  
 3 - Shane Lechler P 2008-10

### Most Consecutive First Team PFWA All-NFL Selections By Position

PK - 4 Justin Tucker 2018-21 (active)  
 P - 6 Ray Guy 1973-78  
 KR - 2 Rick Upchurch 1978-79, Dennis Gentry 1986-87, Michael Bates 1996-97, Cordarrelle Patterson 2015-16, Cordarrelle Patterson 2019-20  
 PR - 2 LeRoy Irvin 1981-82, Dave Meggett 1989-90, Devin Hester 2006-07, Darren Sproles 2014-15  
 ST - 4 Steve Tasker 1992-95

**Bold: Pro Football Hall of Fame inductee**

### MOST PLAYERS SELECTED TO PFWA FIRST TEAM ALL-NFL (1966-2021)

#### Offense

4 - Miami 1971, Miami 1977, San Diego 1982, Washington 1983, San Francisco 1992, Kansas City 2003, New England 2007, Dallas 2014, Dallas 2016, Green Bay 2020

#### Defense

5 - Pittsburgh 1975

#### Special Teams

3 - Chicago 2006, L.A. Rams 2017

# ALL-AFC TEAMS (1992-1999)

1992

Offense				Defense			
QB	Dan Marino	MIA	DE	Leslie O'Neal	SD		
RB	Barry Foster	PIT	DE	Bruce Smith	BUF		
RB	Thurman Thomas	BUF	DT	Ray Childress	HOU		
WR	Haywood Jeffires	HOU	DT	Cortez Kennedy	SEA		
WR	Anthony Miller	SD	OLB	Bryan Cox	MIA		
TE	Keith Jackson	MIA	OLB	Derrick Thomas	KC		
C	Bruce Matthews	HOU	ILB	Junior Seau	SD		
G	Mike Munchak	HOU	ILB	Al Smith	HOU		
G	Steve Wisniewski	LARaid	CB	Gill Byrd	SD		
T	Howard Ballard	BUF	CB	Rod Woodson	PIT		
T	Richmond Webb	MIA	S	Steve Atwater	DEN		
			S	Henry Jones	BUF		
<b>Special Teams</b>							
PK	Pete Stoyanovich	MIA	P	Rohn Stark	IND		
KR	Jon Vaughn	NE	PR	Clarence Verdin	IND		
ST	Steve Tasker	BUF					

1993

Offense				Defense			
QB	John Elway	DEN	DE	Bruce Smith	BUF		
RB	Marcus Allen	KC	DE	Neil Smith	KC		
RB	Thurman Thomas	BUF	DT	Ray Childress	HOU		
WR	Tim Brown	LARaid	DT	Cortez Kennedy	SEA		
WR	Anthony Miller	SD	OLB	Greg Lloyd	PIT		
TE	Shannon Sharpe	DEN	OLB	Darryl Talley	BUF		
C	Bruce Matthews	HOU	ILB	Vincent Brown	NE		
G	Mike Munchak	HOU	ILB	Junior Seau	SD		
G	Steve Wisniewski	LARaid	CB	Terry McDaniel	LARaid		
T	Howard Ballard	BUF	CB	Rod Woodson	PIT		
T	John Jackson	PIT	S	Marcus Robertson	HOU		
			S	Eugene Robinson	SEA		
<b>Special Teams</b>							
PK	Gary Anderson	PIT	P	Greg Montgomery	HOU		
KR	O.J. McDuffie (r)	MIA	PR	Eric Metcalf	CLE		
ST	Steve Tasker	BUF					

1994

Offense				Defense			
QB	Dan Marino	MIA	DE	Leslie O'Neal	SD		
RB	Marshall Faulk*	IND	DE	Bruce Smith	BUF		
RB	Chris Warren	SEA	DT	Cortez Kennedy	SEA		
WR	Tim Brown	LARaid	DT	Chester McGlockton	LARaid		
WR	Andre Reed	BUF	OLB	Kevin Greene	PIT		
TE	Ben Coates	NE	OLB	Greg Lloyd	PIT		
C	Dermontti Dawson	PIT	ILB	Bryan Cox	MIA		
G	Keith Sims	MIA	ILB	Junior Seau	SD		
G	Steve Wisniewski	LARaid	CB	Terry McDaniel	LARaid		
T	Tony Jones	CLE	CB	Rod Woodson	PIT		
T	Richmond Webb	MIA	S	Carnell Lake	PIT		
			S	Eric Turner	CLE		
<b>Special Teams</b>							
PK	John Carney	SD	P	Rick Tuten	SEA		
KR	Andre Coleman (r)	SD	PR	Darrien Gordon	SD		
ST	Steve Tasker	BUF					

1995

Offense				Defense			
QB	Jim Harbaugh	IND	DE	Bruce Smith	BUF		
RB	Curtis Martin*	NE	DE	Neil Smith	KC		
RB	Chris Warren	SEA	DT	Chester McGlockton	LARaid		
WR	Tim Brown	LARaid	DT	Dan Saleaumua	KC		
WR	Carl Pickens	CIN	OLB	Greg Lloyd	PIT		
TE	Ben Coates	NE	OLB	Bryce Paup	BUF		
C	Dermontti Dawson	PIT	MLB	Junior Seau	SD		
G	Bruce Matthews	HOU	CB	Dale Carter	KC		
G	Steve Wisniewski	LARaid	CB	Terry McDaniel	LARaid		
T	Bruce Armstrong	NE	S	Blaine Bishop	HOU		
T	Richmond Webb	MIA	S	Carnell Lake	PIT		
<b>Special Teams</b>							
PK	Jason Elam	DEN	P	Darren Bennett (r)	SD		
KR	Glyn Milburn	DEN	PR	Andre Coleman	SD		
ST	Steve Tasker	BUF					

1996

Offense				Defense			
QB	John Elway	DEN	DE	Bruce Smith	BUF		
RB	Jerome Bettis	PIT	DE	Alfred Williams	DEN		
RB	Terrell Davis	DEN	DT	Chester McGlockton	LARaid		
WR	Tony Martin	SD	DT	Cortez Kennedy	SEA		
WR	Carl Pickens	CIN	OLB	Chad Brown	PIT		
TE	Shannon Sharpe	DEN	OLB	Derrick Thomas	KC		
C	Dermontti Dawson	PIT	MLB	Levon Kirkland	PIT		
G	Will Shields	KC	CB	Ashley Ambrose	CIN		
G	Steve Wisniewski	LARaid	CB	Dale Carter	KC		
T	Bruce Armstrong	NE	S	Steve Atwater	DEN		
T	Gary Zimmerman	DEN	S	Carnell Lake	PIT		
<b>Special Teams</b>							
PK	Cary Blanchard	IND	P	Chris Gardocki	IND		
KR	Tamarick Vanover	KC	PR	Darrien Gordon	SD		
ST	John Henry Mills	HOU					

1997

Offense				Defense			
QB	John Elway	DEN	DE	Michael Sinclair	SEA		
RB	Jerome Bettis	PIT	DE	Bruce Smith	BUF		
RB	Terrell Davis	DEN	DT	Joel Steed	PIT		
WR	Tim Brown	OAK	DT	Ted Washington	BUF		
WR	Yancey Thigpen	PIT	OLB	John Mobley	DEN		
TE	Shannon Sharpe	DEN	OLB	Chris Slade	NE		
C	Dermontti Dawson	PIT	MLB	Levon Kirkland	PIT		
G	Bruce Matthews	TEN	CB	Aaron Glenn	NYJ		
G	Dave Scott	KC	CB	Dale Carter	KC		
T	Tony Boselli	JAX	S	James Hasty	KC		
T	Jonathan Ogden	BAL	S	Carnell Lake	PIT		
				Darryl Williams	SEA		
<b>Special Teams</b>							
PK	Pete Stoyanovich	KC	P	Bryan Barker	JAX		
KR	Tamarick Vanover	KC	PR	Darrien Gordon	DEN		
ST	Larry Whigham	NE					

1998

Offense				Defense			
QB	Vinny Testaverde	NYJ	DE	Michael McCrary	BAL		
RB	Terrell Davis	DEN	DE	Michael Sinclair	SEA		
RB	Marshall Faulk	IND	DT	Darrell Russell	OAK		
WR	Keyshawn Johnson	NYJ	DT	Ted Washington	BUF		
WR	Eric Moulds	BUF	OLB	Chad Brown	SEA		
TE	Shannon Sharpe	DEN	OLB	Mo Lewis	NYJ		
C	Dermontti Dawson	PIT	MLB	Junior Seau	SD		
G	Ruben Brown	BUF	CB	Aaron Glenn	NYJ		
G	Bruce Matthews	TEN	CB	Ty Law	NE		
T	Tony Boselli	JAX	S	Rodney Harrison	SD		
T	Jonathan Ogden	BAL	S	Lawyer Milloy	NE		
<b>Special Teams</b>							
PK	Jason Elam	DEN	P	Craig Hentrich	TEN		
KR	Vaughn Hebron	DEN	PR	Jermaine Lewis	BAL		
ST	Bennie Thompson	BAL					

1999

Offense				Defense			
QB	Peyton Manning	IND	DE	Tony Brackens	JAX		
RB	Eddie George	TEN	DE	Jevon Kearse*	TEN		
RB	Edgerrin James*	IND	DT	Trevor Pryce	DEN		
WR	Marvin Harrison	IND	DT	Darrell Russell	OAK		
WR	Jimmy Smith	JAX	OLB	Peter Boulware	BAL		
TE	Tony Gonzalez	KC	OLB	Kevin Hardy	JAX		
C	Kevin Mawae	NYJ	MLB	Ray Lewis	BAL		
G	Ruben Brown	BUF	CB	Sam Madison	MIA		
G	Bruce Matthews	TEN	CB	Charles Woodson	OAK		
T	Tony Boselli	JAX	S	Carnell Lake	JAX		
T	Jonathan Ogden	BAL	S	Lawyer Milloy	NE		
<b>Special Teams</b>							
PK	Olindo Mare	MIA	P	Tom Tupa	NYJ		
KR	Tremain Mack	CIN	PR	Charlie Rogers*	SEA		
ST	Detron Smith	DEN					

# ALL-AFC TEAMS (2000-2007)

## 2000

**Offense**  
 QB Rich Gannon  
 RB Eddie George  
 RB Edgerrin James  
 WR Marvin Harrison  
 WR Rod Smith  
 TE Tony Gonzalez  
 C Tom Nalen  
 G Alan Faneca  
 G Steve Wisniewski  
 T Brad Hopkins  
 T Jonathan Ogden  
**Special Teams**  
 PK Matt Stover  
 KR Derrick Mason  
 ST Larry Izzo

**Defense**  
 OAK DE Trace Armstrong  
 TEN DE Jason Taylor  
 IND DT Sam Adams  
 IND DT Trevor Pryce  
 DEN OLB Mo Lewis  
 KC OLB Junior Seau  
 DEN MLB Ray Lewis  
 PIT CB Sam Madison  
 OAK CB Samari Rolle  
 TEN S Brock Marion  
 BAL S Rod Woodson  
 BAL P Darren Bennett  
 TEN PR Derrick Mason  
 MIA

**Offense**  
 QB Peyton Manning  
 RB Edgerrin James  
 RB Curtis Martin  
 WR Marvin Harrison  
 WR Chad Johnson  
 TE Antonio Gates  
 C Kevin Mawae  
 G Alan Faneca  
 G Will Shields  
 T Jonathan Ogden  
 T Willie Roaf  
**Special Teams**  
 PK Adam Vinatieri  
 KR Terrence McGee  
 ST Larry Izzo

## 2004

**Defense**  
 IND DE Dwight Freeneey  
 IND DE Jason Taylor  
 NYJ DT Richard Seymour  
 IND DT Marcus Stroud  
 CIN OLB Joey Porter  
 SD OLB Takeo Spikes  
 NYJ MLB James Farrior  
 PIT CB Champ Bailey  
 KC CB Chris McAlister  
 BAL S Troy Polamalu  
 KC S Ed Reed  
 IND DE Shane Lechler  
 BUF PR B.J. Sams\*  
 NE

## 2001

**Offense**  
 QB Rich Gannon  
 RB Priest Holmes  
 RB Curtis Martin  
 WR Marvin Harrison  
 WR Rod Smith  
 TE Tony Gonzalez  
 C Kevin Mawae  
 G Alan Faneca  
 G Will Shields  
 T Lincoln Kennedy  
 T Jonathan Ogden  
**Special Teams**  
 PK Jason Elam  
 KR Jermaine Lewis  
 ST Ian Gold

**Defense**  
 OAK DE John Abraham  
 KC DE Marcellus Wiley  
 NYJ DT Sam Adams  
 IND DT John Randle  
 DEN OLB Jason Gildon  
 KC OLB Jamir Miller  
 NYJ MLB Ray Lewis  
 PIT CB Deltha O'Neal  
 KC CB Sam Madison  
 OAK S Charles Woodson  
 BAL S Rodney Harrison  
 BAL S Lawyer Milloy  
 DEN P Shane Lechler  
 BAL PR Troy Brown  
 DEN

**Offense**  
 QB Peyton Manning  
 RB Edgerrin James  
 RB Larry Johnson  
 WR Marvin Harrison  
 WR Chad Johnson  
 TE Antonio Gates  
 C Jeff Saturday  
 G Alan Faneca  
 G Will Shields  
 T Willie Anderson  
 T Willie Roaf  
**Special Teams**  
 PK Shayne Graham  
 KR Jerome Mathis\*  
 ST Hanik Milligan

## 2005

**Defense**  
 IND DE Derrick Burgess  
 IND DE Dwight Freeneey  
 KC DT Richard Seymour  
 IND DT Jamal Williams  
 CIN OLB Cato June  
 SD OLB Joey Porter  
 IND MLB Al Wilson  
 PIT CB Champ Bailey  
 KC CB Deltha O'Neal  
 CIN S Troy Polamalu  
 KC S Bob Sanders  
 CIN P Brian Moorman  
 HOU PR Antwaan Randle El  
 SD

## 2002

**Offense**  
 QB Rich Gannon  
 RB Priest Holmes  
 RB Ricky Williams  
 WR Marvin Harrison  
 WR Hines Ward  
 TE Tony Gonzalez  
 C Kevin Mawae  
 G Alan Faneca  
 G Will Shields  
 T Lincoln Kennedy  
 T Jonathan Ogden  
**Special Teams**  
 PK Adam Vinatieri  
 KR Chad Morton  
 ST Larry Izzo

**Defense**  
 OAK DE John Abraham  
 KC DE Jason Taylor  
 MIA DT Richard Seymour  
 IND DT Gary Walker  
 PIT OLB Keith Bulluck  
 KC OLB Joey Porter  
 NYJ MLB Zach Thomas  
 PIT CB Aaron Glenn  
 KC CB Patrick Surtain  
 OAK S Lance Schulters  
 BAL S Rod Woodson  
 NE P Chris Hanson  
 NYJ PR Santana Moss  
 NO

**Offense**  
 QB Peyton Manning  
 RB Larry Johnson  
 RB LaDainian Tomlinson  
 WR Marvin Harrison  
 WR Chad Johnson  
 TE Antonio Gates  
 C Jeff Saturday  
 G Alan Faneca  
 G Will Shields  
 T Willie Anderson  
 T Jonathan Ogden  
**Special Teams**  
 PK Nate Kaeding  
 KR Justin Miller  
 ST Kassim Osgood

## 2006

**Defense**  
 IND DE Aaron Schobel  
 KC DE Jason Taylor  
 SD DT Richard Seymour  
 IND DT Jamal Williams  
 CIN OLB Shawne Merriman  
 SD OLB Adalius Thomas  
 IND MLB Zach Thomas  
 PIT CB Champ Bailey  
 KC CB Rashean Mathis  
 CIN S Ed Reed  
 BAL S Kerry Rhodes  
 SD P Brian Moorman  
 NYJ PR Adam Jones  
 SD

## 2003

**Offense**  
 QB Peyton Manning  
 RB Priest Holmes  
 RB Jamal Lewis  
 WR Marvin Harrison  
 WR Chad Johnson  
 TE Tony Gonzalez  
 C Tom Nalen  
 G Alan Faneca  
 G Will Shields  
 T Jonathan Ogden  
 T Willie Roaf  
**Special Teams**  
 PK Mike Vanderjagt  
 KR Dante Hall  
 ST Adalius Thomas

**Defense**  
 IND DE Dwight Freeneey  
 KC DE Adewale Ogunleye  
 BAL DT Richard Seymour  
 IND DT Marcus Stroud  
 CIN OLB Keith Bulluck  
 KC OLB Takeo Spikes  
 DEN MLB Ray Lewis  
 PIT CB Ty Law  
 KC CB Patrick Surtain  
 BAL S Rodney Harrison  
 KC S Ed Reed  
 IND P Craig Hentrich  
 KC PR Dante Hall  
 BAL

**Offense**  
 QB Tom Brady  
 RB Willie Parker  
 RB LaDainian Tomlinson  
 WR Randy Moss  
 WR Reggie Wayne  
 TE Antonio Gates  
 C Jeff Saturday  
 G Alan Faneca  
 G Logan Mankins  
 T Matt Light  
 T Jason Peters  
**Special Teams**  
 PK Rob Bironas  
 KR Josh Cribbs  
 ST Kassim Osgood

## 2007

**Defense**  
 NE DE Jared Allen  
 PIT DE Kyle Vanden Bosch  
 SD DT Albert Haynesworth  
 NE DT Vince Wilfork  
 IND OLB James Harrison  
 SD OLB Mike Vrabel  
 IND MLB DeMeco Ryans  
 PIT CB Antonio Cromartie  
 NE CB Asante Samuel  
 NE S Ed Reed  
 BUF S Bob Sanders  
 TEN P Shane Lechler  
 CLE PR Roscoe Parrish  
 SD

# ALL-AFC TEAMS (2008-2015)

## 2008

<b>Offense</b>				<b>Defense</b>			
QB	Peyton Manning	IND	DE	Robert Mathis	IND		
RB	Chris Johnson*	TEN	DE	Mario Williams	HOU		
RB	Thomas Jones	NYJ	DT	Albert Haynesworth	TEN		
WR	Andre Johnson	HOU	DT	Kris Jenkins	NYJ		
WR	Wes Welker	NE	OLB	James Harrison	PIT		
TE	Tony Gonzalez	KC	OLB	Joey Porter	MIA		
C	Kevin Mawae	TEN	ILB	Ray Lewis	BAL		
G	Kris Dielman	SD	CB	Nnamdi Asomugha	OAK		
G	Alan Faneca	NYJ	CB	Cortland Finnegan	TEN		
T	Ryan Clady*	DEN	S	Troy Polamalu	PIT		
T	Michael Roos	TEN	S	Ed Reed	BAL		
<b>Special Teams</b>				<b>Special Teams</b>			
PK	Stephen Gostkowski	NE	P	Shane Lechler	OAK		
KR	Leodis McKelvin*	BUF	PR	Johnnie Lee Higgins	OAK		
ST	Brendon Ayanbadejo	BAL					

## 2012

<b>Offense</b>				<b>Defense</b>			
QB	Peyton Manning	DEN	DE	Cameron Wake	MIA		
RB	Jammal Charles	KC	DE	J.J. Watt	HOU		
RB	Arian Foster	HOU	DT	Geno Atkins	CIN		
WR	A.J. Green	CIN	DT	Vince Wilfork	NE		
WR	Andre Johnson	HOU	OLB	Jerod Mayo	NE		
TE	Rob Gronkowski	NE	OLB	Von Miller	DEN		
C	Chris Myers	HOU	MLB	Derrick Johnson	KC		
G	Logan Mankins	NE	CB	Antonio Cromartie	NYJ		
G	Marshal Yanda	BAL	CB	Champ Bailey	DEN		
T	Duane Brown	HOU	S	Jarius Byrd	BUF		
T	Ryan Clady	DEN	S	Eric Weddle	SD		
<b>Special Teams</b>				<b>Special Teams</b>			
PK	Phil Dawson	CLE	P	Dustin Colquitt	KC		
KR	Jacoby Jones	BAL	PR	Leodis McKelvin	BUF		
ST	Matthew Slater	NE					

## 2009

<b>Offense</b>				<b>Defense</b>			
QB	Peyton Manning	IND	DE	Dwight Freeney	IND		
RB	Chris Johnson	TEN	DE	Mario Williams	HOU		
RB	Maurice Jones-Drew	JAX	DT	Haloti Ngata	BAL		
WR	Andre Johnson	HOU	DT	Vince Wilfork	NE		
WR	Wes Welker	NE	OLB	Brian Cushing*	HOU		
TE	Dallas Clark	IND	OLB	Elvis Dumervil	DEN		
C	Nick Mangold	NYJ	ILB	Ray Lewis	BAL		
G	Alan Faneca	NYJ	CB	Nnamdi Asomugha	OAK		
G	Logan Mankins	NE	CB	Darrelle Revis	NYJ		
T	Ryan Clady	DEN	S	Jarius Byrd*	BUF		
T	Joe Thomas	CLE	S	Brian Dawkins	DEN		
<b>Special Teams</b>				<b>Special Teams</b>			
PK	Nate Kaeding	SD	P	Shane Lechler	OAK		
KR	Josh Cribbs	CLE	PR	Josh Cribbs	CLE		
ST	Kassim Osgood	SD					

## 2013

<b>Offense</b>				<b>Defense</b>			
QB	Peyton Manning	DEN	DE	Cameron Wake	MIA		
RB	Jammal Charles	KC	DE	J.J. Watt	HOU		
RB	Ryan Mathews	SD	DT	Jurrell Casey	TEN		
WR	Antonio Brown	PIT	DT	Dontari Poe	KC		
WR	Josh Gordon	CLE	OLB	Justin Houston	KC		
TE	Jordan Cameron	CLE	OLB	Robert Mathis	IND		
C	Alex Mack	CLE	ILB	Vontaze Burfict	CIN		
G	Logan Mankins	NE	CB	Brent Grimes	MIA		
G	Louis Vasquez	STL	CB	Joe Haden	CLE		
T	Brandon Albert	KC	S	Eric Berry	KC		
T	Joe Thomas	CLE	S	Eric Weddle	SD		
<b>Special Teams</b>				<b>Special Teams</b>			
PK	Justin Tucker	BAL	P	Brandon Fields	MIA		
KR	Quintin Demps	KC	PR	Dexter McCluster	KC		
ST	Matthew Slater	NE					

## 2010

<b>Offense</b>				<b>Defense</b>			
QB	Tom Brady	NE	DE	Dwight Freeney	IND		
RB	Jammal Charles	KC	DE	Robert Mathis	IND		
RB	Arian Foster	HOU	DT	Haloti Ngata	BAL		
WR	Andre Johnson	HOU	DT	Vince Wilfork	NE		
WR	Reggie Wayne	IND	OLB	James Harrison	PIT		
TE	Antonio Gates	SD	OLB	Cameron Wake	MIA		
C	Nick Mangold	NYJ	ILB	Jerod Mayo	NE		
G	Kris Dielman	SD	CB	Nnamdi Asomugha	OAK		
G	Brian Waters	KC	CB	Darrelle Revis	NYJ		
T	Jake Long	MIA	S	Troy Polamalu	PIT		
T	Joe Thomas	CLE	S	Ed Reed	BAL		
<b>Special Teams</b>				<b>Special Teams</b>			
PK	Billy Cundiff	BAL	P	Shane Lechler	OAK		
KR	Brad Smith	NYJ	PR	Marc Mariani*	TEN		
ST	Montell Owens	JAX					

## 2014

<b>Offense</b>				<b>Defense</b>			
QB	Tom Brady	NE	DE	J.J. Watt	HOU		
RB	Le'Veon Bell	PIT	DE	Mario Williams	BUF		
RB	Justin Forsett	BAL	DT	Marcell Dareus	BUF		
WR	Antonio Brown	PIT	DT	Kyle Williams	BUF		
WR	Demaryius Thomas	DEN	OLB	Justin Houston	KC		
TE	Rob Gronkowski	NE	OLB	Von Miller	DEN		
C	Nick Mangold	NYJ	ILB	C.J. Mosley*	BAL		
G	Joel Bitonio*	CLE	CB	Chris Harris Jr.	DEN		
G	Marshal Yanda	BAL	CB	Darrelle Revis	NE		
T	Joe Thomas	CLE	S	Devin McCourty	NE		
T	Andrew Whitworth	CIN	S	Eric Weddle	SD		
<b>Special Teams</b>				<b>Special Teams</b>			
PK	Adam Vinatieri	IND	P	Pat McAfee	IND		
KR	Adam Jones	CIN	PR	DeAnthony Thomas*	KC		
ST	Matthew Slater	NE					

## 2011

<b>Offense</b>				<b>Defense</b>			
QB	Tom Brady	NE	DE	Andre Carter	NE		
RB	Maurice Jones-Drew	JAX	DE	Elvis Dumervil	DEN		
RB	Ray Rice	BAL	DT	Haloti Ngata	BAL		
WR	Mike Wallace	PIT	DT	Vince Wilfork	NE		
WR	Wes Welker	NE	OLB	Von Miller*	DEN		
TE	Rob Gronkowski	NE	OLB	Terrell Suggs	BAL		
C	Maurkice Pouncey	PIT	ILB	Brian Cushing	HOU		
G	Brian Waters	NE	CB	Jonathan Joseph	HOU		
G	Marshal Yanda	BAL	CB	Darrelle Revis	NYJ		
T	Duane Brown	HOU	S	Troy Polamalu	PIT		
T	Joe Thomas	CLE	S	Ed Reed	BAL		
<b>Special Teams</b>				<b>Special Teams</b>			
PK	Sebastian Janikowski	OAK	P	Shane Lechler	OAK		
KR	Joe McKnight	NYJ	PR	Josh Cribbs	CLE		
ST	Matthew Slater	NE					

## 2015

<b>Offense</b>				<b>Defense</b>			
QB	Tom Brady	NE	DE	Khalil Mack	OAK		
RB	Chris Ivory	NYJ	DE	J.J. Watt	HOU		
RB	Latavius Murray	OAK	DT	Geno Atkins	CIN		
WR	Antonio Brown	PIT	DT	Ndamukong Suh	MIA		
WR	DeAndre Hopkins	HOU	OLB	Khalil Mack	OAK		
TE	Rob Gronkowski	NE	OLB	Von Miller	DEN		
C	Rodney Hudson	OAK	ILB	Derrick Johnson	KC		
	Alex Mack	CLE					
G	David DeCastro	PIT	CB	Chris Harris Jr.	DEN		
G	Marshal Yanda	BAL	CB	Marcus Peters*	KC		
T	Joe Thomas	CLE	S	Eric Berry	KC		
T	Andrew Whitworth	CIN	S	Reggie Nelson	CIN		
<b>Special Teams</b>				<b>Special Teams</b>			
PK	Stephen Gostkowski	NE	P	Sam Koch	BAL		
KR	Taiwan Jones	OAK	PR	Jarvis Landry	MIA		
ST	Matthew Slater	NE					

# ALL-AFC TEAMS (2016-2021)

2016

Offense			Defense		
QB	Tom Brady	NE	DE	Jadeveon Clowney	HOU
RB	Le'Veon Bell	PIT	DE	Khalil Mack	OAK
RB	DeMarco Murray	TEN	DT	Geno Atkins	CIN
WR	Antonio Brown	PIT	DT	Ndamukong Suh	MIA
WR	T.Y. Hilton	IND	OLB	Lorenzo Alexander	BUF
TE	Travis Kelce	KC	OLB	Von Miller	DEN
C	Rodney Hudson	OAK	MLB	Dont'a Hightower	NE
G	Kelechi Osemele	OAK	CB	Marcus Peters	KC
G	Marshal Yanda	BAL	CB	Aqib Talib	DEN
T	Donald Penn	OAK	S	Eric Berry	KC
T	Joe Thomas	CLE	S	Devin McCourty	NE
<b>Special Teams</b>					
PK	Justin Tucker	BAL	P	Pat McAfee	IND
KR	Tyreek Hill*	KC	PR	Tyreek Hill*	KC
ST	Matthew Slater	NE			

2020

Offense			Defense		
QB	Patrick Mahomes	KC	DE	Joey Bosa	LAC
RB	Nick Chubb	CLE	DE	Myles Garrett	CLE
RB	Derrick Henry	TEN	DT	DeForest Buckner	IND
WR	Stefon Diggs	BUF	DT	Chris Jones	KC
WR	Tyreek Hill	KC	OLB	Bradley Chubb	DEN
TE	Travis Kelce	KC	OLB	T.J. Watt	PIT
C	Ryan Kelly	IND	MLB	Darius Leonard	IND
G	Joel Bitonio	CLE	CB	Xavien Howard	MIA
G	Quenton Nelson	IND	CB	Tre'Davious White	BUF
T	Garett Bolles	DEN	S	Minkah Fitzpatrick	PIT
T	Jack Conklin	CLE	S	Tyrann Mathieu	KC
<b>Special Teams</b>					
PK	Justin Tucker	BAL	P	Jake Bailey	NE
KR	Andre Roberts	BUF	PR	Gunner Olszewski	NE
ST	George Odum	IND			

2017

Offense			Defense		
QB	Tom Brady	NE	DE	Joey Bosa	LAC
RB	Le'Veon Bell	PIT	DE	Calais Campbell	JAX
RB	Kareem Hunt*	KC	DT	Geno Atkins	CIN
WR	Antonio Brown	PIT	DT	Malik Jackson	JAX
WR	DeAndre Hopkins	HOU	OLB	Jadeveon Clowney	HOU
TE	Rob Gronkowski	NE	OLB	Von Miller	DEN
C	Maurkice Pouncey	PIT	MLB	Ryan Shazier	PIT
G	David DeCastro	PIT	CB	A.J. Bouye	JAX
G	Kelechi Osemele	OAK	CB	Jalen Ramsey	JAX
T	Taylor Lewan	TEN	S	Kevin Byard	TEN
T	Mitchell Schwartz	KC	S	Eric Weddle	BAL
	Alejandro Villanueva	PIT			
<b>Special Teams</b>					
PK	Justin Tucker	BAL	P	Brett Kern	TEN
KR	Dion Lewis	NE	PR	Michael Campanaro	BAL
ST	Matthew Slater	NE			

2021

Offense			Defense		
QB	Joe Burrow	CIN	DE	Maxx Crosby	LV
RB	Nick Chubb	CLE	DE	Myles Garrett	CLE
RB	Jonathan Taylor	IND	DT	Cameron Heyward	PIT
WR	Ja'Marr Chase*	CIN	DT	Chris Jones	KC
WR	Tyreek Hill	KC	OLB	Matthew Judon	NE
TE	Mark Andrews	BAL	OLB	T.J. Watt	PIT
C	Creed Humphrey*	KC	MLB	Darius Leonard	IND
G	Joel Bitonio	CLE	CB	Xavien Howard	MIA
G	Quenton Nelson	IND	CB	J.C. Jackson	NE
T	Koltan Miller	LV	S	Kevin Byard	TEN
T	Rashawn Slater*	LAC	S	Jordan Poyer	BUF
<b>Special Teams</b>					
PK	Justin Tucker	BAL	P	A.J. Cole	LV
KR	Braxton Berrios	NYJ	PR	Devin Duvernay	BAL
ST	Matthew Slater	NE			

\* - Also selected to PFWA All-Rookie Team in same season (since 1992)

(r) - Rookies who were not selected to PFWA All-Rookie teams (since 1992)

2018

Offense			Defense		
QB	Patrick Mahomes	KC	DE	Myles Garrett	CLE
RB	Derrick Henry	TEN	DE	J.J. Watt	HOU
RB	Phillip Lindsay*	DEN	DT	Geno Atkins	CIN
WR	Tyreek Hill	KC	DT	Chris Jones	KC
WR	DeAndre Hopkins	HOU	OLB	Darius Leonard*	IND
TE	Travis Kelce	KC	OLB	Von Miller	DEN
C	Maurkice Pouncey	PIT	ILB	C.J. Mosley	BAL
G	Quenton Nelson*	IND	CB	Stephon Gilmore	NE
G	Marshal Yanda	BAL	CB	Xavien Howard	MIA
T	Taylor Lewan	TEN	S	Jamal Adams	NYJ
T	Mitchell Schwartz	KC	S	Derwin James*	LAC
<b>Special Teams</b>					
PK	Justin Tucker	BAL	P	Brett Kern	TEN
KR	Andre Roberts	NYJ	PR	Andre Roberts	NYJ
ST	Adrian Phillips	LAC			

2019

Offense			Defense		
QB	Lamar Jackson	BAL	DE	Joey Bosa	LAC
RB	Nick Chubb	CLE	DE	Calais Campbell	JAX
RB	Derrick Henry	TEN	DT	Cameron Heyward	PIT
WR	Keenan Allen	LAC	DT	Chris Jones	KC
WR	DeAndre Hopkins	HOU	OLB	Matthew Judon	BAL
TE	Travis Kelce	KC	OLB	T.J. Watt	PIT
C	Rodney Hudson	OAK	ILB	Darius Leonard	IND
G	Quenton Nelson	IND	CB	Stephon Gilmore	NE
G	Marshal Yanda	BAL	CB	Tre'Davious White	BUF
T	Mitchell Schwartz	KC	S	Jamal Adams	NYJ
T	Ronnie Stanley	BAL	S	Minkah Fitzpatrick	PIT
<b>Special Teams</b>					
PK	Justin Tucker	BAL	P	Brett Kern	TEN
KR	Mecole Hardman*	KC	PR	Diontae Johnson (r)	PIT
ST	Matthew Slater	NE			

# ALL-NFC TEAMS (1992-1999)

## 1992

Offense			Defense		
QB	Steve Young	SF	DE	Chris Doleman	MIN
RB	Barry Sanders	DET	DE	Reggie White	PHI
RB	Emmitt Smith	DAL	DT	Pierce Holt	SF
WR	Jerry Rice	SF	DT	Henry Thomas	MIN
WR	Sterling Sharpe	GB	OLB	Rickey Jackson	NO
TE	Jay Novacek	DAL	OLB	Wilber Marshall	WAS
C	Mark Stepnoski	DAL	ILB	Byron Evans	PHI
G	Randall McDaniel	MIN	ILB	Sam Mills	NO
G	Guy McIntyre	SF	CB	Audray McMillian	MIN
T	Harris Barton	SF	CB	Ricky Reynolds	TB
T	Steve Wallace	SF	S	Chuck Cecil	GB
			S	Tim McDonald	PHX
Special Teams					
PK	Morten Andersen	NO	P	Rich Camarillo	PHX
KR	Deion Sanders	ATL	PR	Kelvin Martin	DAL
ST	Elbert Shelley	ATL			

## 1993

Offense			Defense		
QB	Steve Young	SF	DE	Richard Dent	CHI
RB	Jerome Bettis*	LARams	DE	Reggie White	GB
RB	Emmitt Smith	DAL	DT	Sean Gilbert	LARams
WR	Jerry Rice	SF	DT	John Randle	MIN
WR	Sterling Sharpe	GB	OLB	Rickey Jackson	NO
TE	Brent Jones	SF	OLB	Seth Joyner	PHI
C	Mark Stepnoski	DAL	ILB	Michael Brooks	NYC
G	Randall McDaniel	MIN	ILB	Hardy Nickerson	TB
G	Nate Newton	DAL	CB	Eric Allen	PHI
T	Harris Barton	SF	CB	Deion Sanders	ATL
T	Erik Williams	DAL	S	LeRoy Butler	GB
			S	Tim McDonald	SF
Special Teams					
PK	Norm Johnson	ATL	P	Rich Camarillo	PHX
KR	Tyrone Hughes*	NO	PR	Tyrone Hughes (r)	NO
ST	Elbert Shelley	ATL			

## 1994

Offense			Defense		
QB	Steve Young	SF	DE	Charles Haley	DAL
RB	Barry Sanders	DET	DE	Reggie White	GB
RB	Emmitt Smith	DAL	DT	John Randle	MIN
WR	Cris Carter	MIN	DT	Dana Stubblefield	SF
WR	Jerry Rice	SF	OLB	Ken Harvey	WAS
TE	Brent Jones	SF	OLB	Bryce Paup	GB
C	Kevin Glover	DET	ILB	Jack Del Rio	MIN
G	Randall McDaniel	MIN	ILB	Chris Spielman	DET
G	Nate Newton	DAL	CB	Deion Sanders	SF
T	Lomas Brown	DET	CB	Donnell Woolford	CHI
T	Willie Roaf	NO	S	Merton Hanks	SF
			S	Darren Woodson	DAL
Special Teams					
PK	Fuad Reveiz	MIN	P	Reggie Roby	WAS
KR	Mel Gray	DET	PR	Brian Mitchell	WAS
ST	Maurice Douglass	CHI			

## 1995

Offense			Defense		
QB	Brett Favre	GB	DE	William Fuller	PHI
RB	Barry Sanders	DET	DE	Reggie White	GB
RB	Emmitt Smith	DAL	DT	John Randle	MIN
WR	Herman Moore	DET	DT	Dana Stubblefield	SF
WR	Jerry Rice	SF	OLB	Ken Harvey	WAS
TE	Mark Chmura	GB	OLB	William Thomas	PHI
C	Kevin Glover	DET	MLB	Ken Norton, Jr.	SF
G	Larry Allen	DAL	CB	Eric Davis	SF
G	Randall McDaniel	MIN	CB	Aeneas Williams	ARI
T	Lomas Brown	DET	S	Merton Hanks	SF
T	Willie Roaf	NO	S	Darren Woodson	DAL
Special Teams					
PK	Morten Andersen	ATL	P	Jeff Feagles	ARI
KR	Brian Mitchell	WAS	PR	Brian Mitchell	WAS
ST	Elbert Shelley	ATL			

## 1996

Offense			Defense		
QB	Brett Favre	GB	DE	Tony Tolbert	DAL
RB	Terry Allen	WAS	DE	Reggie White	GB
RB	Barry Sanders	DET	DT	John Randle	MIN
WR	Herman Moore	DET	DT	Bryant Young	SF
WR	Jerry Rice	SF	OLB	Kevin Greene	CAR
TE	Wesley Walls	CAR	OLB	Lamar Lathon	CAR
C	Kevin Glover	DET	MLB	Sam Mills	CAR
G	Larry Allen	DAL	CB	Aeneas Williams	ARI
G	Randall McDaniel	MIN	CB	Deion Sanders	DAL
T	Lomas Brown	ARI	S	LeRoy Butler	GB
T	Willie Roaf	NO	S	Darren Woodson	DAL
Special Teams					
PK	John Kasay	CAR	P	Matt Turk	WAS
KR	Michael Bates	CAR	PR	Desmond Howard	GB
ST	Jim Schwantz	DAL			

## 1997

Offense			Defense		
QB	Brett Favre	GB	DE	Michael Strahan	NYG
RB	Dorsey Levens	GB	DE	Robert Porcher	DET
				Chuck Smith	ATL
RB	Barry Sanders	DET	DT	John Randle	MIN
WR	Herman Moore	DET	DT	Dana Stubblefield	SF
WR	Rob Moore	ARI	OLB	Jesse Armstead	NYG
TE	Wesley Walls	CAR	OLB	Derrick Brooks	TB
C	Kevin Glover	DET	MLB	Hardy Nickerson	TB
G	Larry Allen	DAL	CB	Aeneas Williams	ARI
G	Randall McDaniel	MIN	CB	Deion Sanders	DAL
T	Willie Roaf	NO	S	LeRoy Butler	GB
T	Todd Steussie	MIN	S	Merton Hanks	SF
Special Teams					
PK	Jason Hanson	DET	P	Matt Turk	WAS
KR	Michael Bates	CAR	PR	David Palmer	MIN
ST	Travis Jervey	GB			

## 1998

Offense			Defense		
QB	Randall Cunningham	MIN	DE	Michael Strahan	NYG
RB	Jamal Anderson	ATL	DE	Reggie White	GB
RB	Garrison Hearst	SF	DT	John Randle	MIN
WR	Antonio Freeman	GB	DT	Warren Sapp	TB
WR	Randy Moss*	MIN	OLB	Jesse Armstead	NYG
TE	Mark Chmura	GB	OLB	Derrick Brooks	TB
C	Jeff Christy	MIN	MLB	Jessie Tuggle	ATL
G	Kevin Gogan	SF	CB	Ray Buchanan	ATL
G	Randall McDaniel	MIN	CB	Deion Sanders	DAL
T	Larry Allen	DAL	S	LeRoy Butler	GB
T	Todd Steussie	MIN	S	Eugene Robinson	ATL
Special Teams					
PK	Gary Anderson	MIN	P	Matt Turk	WAS
KR	Roell Preston	GB	PR	Deion Sanders	DAL
ST	Michael Bates	CAR			

## 1999

Offense			Defense		
QB	Kurt Warner	STL	DE	Kevin Carter	STL
RB	Stephen Davis	WAS	DE	Robert Porcher	DET
RB	Marshall Faulk	STL	DT	Luther Elliss	DET
WR	Isaac Bruce	STL	DT	Warren Sapp	TB
WR	Cris Carter	MIN	OLB	Jesse Armstead	NYG
TE	Wesley Walls	CAR	OLB	Derrick Brooks	TB
C	Jeff Christy	MIN	MLB	Hardy Nickerson	TB
G	Larry Allen	DAL	CB	Todd Lyght	STL
G	Tre' Johnson	WAS	CB	Deion Sanders	DAL
T	Orlando Pace	STL	S	Brian Dawkins	PHI
T	Willie Roaf	NO	S	John Lynch	TB
Special Teams					
PK	Jason Hanson	DET	P	Mitch Berger	MIN
KR	Tony Horne	STL	PR	Glyn Milburn	CHI
ST	Michael Bates	CAR			



# ALL-NFC TEAMS (2000-2007)

## 2000

<b>Offense</b>				<b>Defense</b>	
QB	Daunte Culpepper	MIN	DE	PHI	Hugh Douglas
RB	Marshall Faulk	STL	DE	NO	Joe Johnson
RB	Robert Smith	MIN	DT	NO	La'Roi Glover
WR	Randy Moss	MIN	DT	TB	Warren Sapp
WR	Terrell Owens	SF	OLB	NYG	Jesse Armstead
TE	Chad Lewis	PHI	OLB	TB	Derrick Brooks
C	Matt Birk	MIN	MLB	PHI	Jeremiah Trotter
G	Larry Allen	DAL	CB	WAS	Champ Bailey
G	Ron Stone	NYG	CB	PHI	Troy Vincent
T	Orlando Pace	STL	S	TB	John Lynch
T	Willie Roaf	NO	S	GB	Darren Sharper
<b>Special Teams</b>					
PK	Martin Gramatica	TB	P	ARI	Scott Player
KR	Darrick Vaughn*	ATL	PR	DET	Desmond Howard
ST	Michael Bates	CAR			

## 2001

<b>Offense</b>				<b>Defense</b>	
QB	Kurt Warner	STL	DE	DET	Robert Porcher
RB	Marshall Faulk	STL	DE	NYG	Michael Strahan
RB	Ahman Green	GB	DT	TB	Warren Sapp
WR	David Boston	ARI	DT	SF	Bryant Young
WR	Terrell Owens	SF	OLB	WAS	LaVar Arrington
TE	Wesley Walls	CAR	OLB	TB	Derrick Brooks
C	Olin Kreutz	CHI	MLB	CHI	Brian Urlacher
G	Larry Allen	DAL	CB	STL	Aeneas Williams
G	Ray Brown	SF	CB	PHI	Troy Vincent
T	Orlando Pace	STL	S	PHI	Brian Dawkins
T	Chris Samuels	WAS	S	TB	John Lynch
<b>Special Teams</b>					
PK	David Akers	PHI	P	CAR	Todd Sauerbrun
KR	Steve Smith*	CAR	PR	ATL	Darrien Gordon
ST	Larry Whigham	CHI			

## 2002

<b>Offense</b>				<b>Defense</b>	
QB	Brett Favre	GB	DE	PHI	Hugh Douglas
RB	Tiki Barber	NYG	DE	TB	Simeon Rice
RB	Deuce McAllister	NO	DT	DAL	La'Roi Glover
WR	Randy Moss	MIN	DT	TB	Warren Sapp
WR	Terrell Owens	SF	OLB	WAS	LaVar Arrington
TE	Jeremy Shockey*	NYG	OLB	TB	Derrick Brooks
C	Jeremy Newberry	SF	MLB	CHI	Brian Urlacher
G	Jermame Mayberry	PHI	CB	PHI	Bobby Taylor
G	Ron Stone	SF	CB	PHI	Troy Vincent
T	Walter Jones	SEA	S	PHI	Brian Dawkins
T	Tra Thomas	PHI	S	GB	Darren Sharper
<b>Special Teams</b>					
PK	David Akers	PHI	P	CAR	Todd Sauerbrun
KR	Michael Lewis	NO	PR	NO	Michael Lewis
ST	Fred McAfee	NO			

## 2003

<b>Offense</b>				<b>Defense</b>	
QB	Brett Favre	GB	DE	STL	Leonard Little
RB	Ahman Green	GB	DE	NYG	Michael Strahan
RB	Deuce McAllister	NO	DT	DAL	La'Roi Glover
WR	Torry Holt	STL	DT	CAR	Kris Jenkins
WR	Randy Moss	MIN	OLB	WAS	LaVar Arrington
TE	Alge Crumpler	ATL	OLB	SF	Julian Peterson
C	Matt Birk	MIN	MLB	DAL	Dat Nguyen
G	Steve Hutchinson	SEA	CB	WAS	Champ Bailey
G	Marco Rivera	GB	CB	DET	Dre' Bly
T	Walter Jones	SEA	S	SF	Tony Parrish
T	Orlando Pace	STL	S	DAL	Roy Williams
<b>Special Teams</b>					
PK	Jeff Wilkins	STL	P	CAR	Todd Sauerbrun
KR	Jerry Azumah	CHI	PR	PHI	Brian Westbrook
ST	Alex Bannister	SEA			

## 2004

<b>Offense</b>				<b>Defense</b>	
QB	Daunte Culpepper	MIN	DE	ARI	Bertrand Berry
RB	Shaun Alexander	SEA	DE	CAR	Julius Peppers
RB	Tiki Barber	NYG	DT	ATL	Rod Coleman
WR	Muhsin Muhammad	CAR	DT	MIN	Kevin Williams
WR	Terrell Owens	PHI	OLB	ATL	Keith Brooking
TE	Jason Witten	DAL	OLB	TB	Derrick Brooks
C	Olin Kreutz	CHI	MLB	CAR	Dan Morgan
G	Steve Hutchinson	SEA	CB	PHI	Lito Sheppard
G	Marco Rivera	GB	CB	WAS	Shawn Springs
T	Walter Jones	SEA	S	PHI	Brian Dawkins
T	Tra Thomas	PHI	S	PHI	Michael Lewis
<b>Special Teams</b>					
PK	David Akers	PHI	P	NO	Mitch Berger
KR	Eddie Drummond	DET	PR	DET	Eddie Drummond
ST	Ike Reese	PHI			

## 2005

<b>Offense</b>				<b>Defense</b>	
QB	Matt Hasselbeck	SEA	DE	NYG	Michael Strahan
RB	Shaun Alexander	SEA	DE	NYG	Osi Umenyiora
RB	Tiki Barber	NYG	DT	ATL	Rod Coleman
WR	Santana Moss	WAS	DT	CHI	Tommie Harris
WR	Steve Smith	CAR	OLB	CHI	Lance Briggs
TE	Chris Cooley	WAS	OLB	TB	Derrick Brooks
C	Olin Kreutz	CHI	MLB	CHI	Brian Urlacher
G	Steve Hutchinson	SEA	CB	TB	Ronde Barber
G	Mike Wahle	CAR	CB	CHI	Nathan Vasher
T	Walter Jones	SEA	S	CHI	Mike Brown
T	Orlando Pace	STL	S	MIN	Darren Sharper
<b>Special Teams</b>					
PK	Neil Rackers	ARI	P	TB	Josh Bidwell
KR	Koren Robinson	MIN	PR	PHI	Reno Mahe
ST	David Tyree	NYG			

## 2006

<b>Offense</b>				<b>Defense</b>	
QB	Drew Brees	NO	DE	GB	Aaron Kampman
RB	Frank Gore	SF	DE	CAR	Julius Peppers
RB	Steven Jackson	STL	DT	CHI	Tommie Harris
WR	Donald Driver	GB	DT	MIN	Kevin Williams
WR	Torry Holt	STL	OLB	CHI	Lance Briggs
TE	Alge Crumpler	ATL	OLB	DAL	DeMarcus Ware
C	Olin Kreutz	CHI	MLB	CHI	Brian Urlacher
G	Shawn Andrews	PHI	CB	GB	Al Harris
G	Steve Hutchinson	MIN	CB	PHI	Lito Sheppard
T	Jammal Brown	NO	S	PHI	Brian Dawkins
T	Walter Jones	SEA	S	ARI	Adrian Wilson
<b>Special Teams</b>					
PK	Robbie Gould	CHI	P	DAL	Mat McBriar
KR	Devin Hester*	CHI	PR	CHI	Devin Hester*
ST	Brendon Ayanbadejo	CHI			

## 2007

<b>Offense</b>				<b>Defense</b>	
QB	Brett Favre	GB	DE	GB	Aaron Kampman
RB	Adrian Peterson*	MIN	DE	SEA	Patrick Kerney
RB	Brian Westbrook	PHI	DT	MIN	Kevin Williams
WR	Larry Fitzgerald	ARI	DT	MIN	Pat Williams
WR	Terrell Owens	DAL	OLB	SEA	Julian Peterson
TE	Jason Witten	DAL	OLB	DAL	DeMarcus Ware
C	Matt Birk	MIN	MLB	SF	Patrick Willis*
G	Shawn Andrews	PHI	CB	GB	Al Harris
G	Steve Hutchinson	MIN	CB	SEA	Marcus Trufant
T	Flozell Adams	DAL	S	TB	Jermaine Phillips
T	Walter Jones	SEA	S	MIN	Darren Sharper
<b>Special Teams</b>					
PK	Nick Folk*	DAL	P	SF	Andy Lee
KR	Devin Hester	CHI	PR	CHI	Devin Hester
ST	Brendon Ayanbadejo	CHI			

# ALL-NFC TEAMS (2008-2015)

## 2008

Offense			Defense		
QB	Drew Brees	NO	DE	John Abraham	ATL
RB	Adrian Peterson	MIN	DE	Justin Tuck	NYG
RB	Michael Turner	ATL	DT	Jay Ratliff	DAL
WR	Larry Fitzgerald	ARI	DT	Kevin Williams	MIN
WR	Roddy White	ATL	OLB	Lance Briggs	CHI
TE	Jason Witten	DAL	OLB	DeMarcus Ware	DAL
C	Shaun O'Hara	NYG	ILB	Patrick Willis	SF
G	Steve Hutchinson	MIN	CB	Antoine Winfield	MIN
G	Chris Snee	NYG	CB	Charles Woodson	GB
T	David Diehl	NYG	S	Nick Collins	GB
T	Jordan Gross	CAR	S	Adrian Wilson	ARI
<b>Special Teams</b>					
PK	John Carney	NYG	P	Donnie Jones	STL
KR	Danieal Manning	CHI	PR	Clifton Smith*	TB
ST	Sean Morey	ARI			

## 2012

Offense			Defense		
QB	Aaron Rodgers	GB	DE	Jared Allen	MIN
RB	Marshawn Lynch	SEA	DE	Julius Peppers	CHI
RB	Adrian Peterson	MIN	DT	Gerald McCoy	TB
WR	Calvin Johnson	DET	DT	Justin Smith	SF
WR	Brandon Marshall	CHI	OLB	Clay Matthews	GB
TE	Jason Witten	DAL	OLB	Aldon Smith	SF
C	John Sullivan	MIN	MLB	Patrick Willis	SF
G	Jahri Evans	NO	CB	Richard Sherman	SEA
G	Mike Iupati	SF	CB	Charles Tillman	CHI
T	Russell Okung	SEA	S	Dashon Goldson	SF
T	Joe Staley	SF	S	Earl Thomas	SEA
<b>Special Teams</b>					
PK	Blair Walsh*	MIN	P	Andy Lee	SF
KR	Leon Washington	SEA	PR	Dwayne Harris	DAL
ST	Lorenzo Alexander	WAS			

## 2009

Offense			Defense		
QB	Drew Brees	NO	DE	Jared Allen	MIN
RB	Steven Jackson	STL	DE	Trent Cole	PHI
RB	Adrian Peterson	MIN	DT	Jay Ratliff	DAL
WR	Larry Fitzgerald	ARI	DT	Kevin Williams	MIN
WR	DeSean Jackson	PHI	OLB	Lance Briggs	CHI
TE	Vernon Davis	SF	OLB	DeMarcus Ware	DAL
C	Andre Gurode	DAL	ILB	Patrick Willis	SF
G	Jahri Evans	NO	CB	Asante Samuel	PHI
G	Steve Hutchinson	MIN	CB	Charles Woodson	GB
T	Jason Peters	PHI	S	Darren Sharper	NO
T	Jon Stinchcomb	NO	S	Adrian Wilson	ARI
<b>Special Teams</b>					
PK	David Akers	PHI	P	Andy Lee	SF
KR	Percy Harvin*	MIN	PR	DeSean Jackson	PHI
ST	Heath Farwell	MIN			

## 2013

Offense			Defense		
QB	Drew Brees	NO	DE	Greg Hardy	CAR
RB	Matt Forte	CHI	DE	Robert Quinn	STL
RB	LeSean McCoy	PHI	DT	Gerald McCoy	TB
WR	Calvin Johnson	DET	DT	Ndamukong Suh	DET
WR	Brandon Marshall	CHI	OLB	Ahmad Brooks	SF
TE	Jimmy Graham	NO	OLB	Lavonte David	TB
C	Ryan Kalil	CAR	ILB	Luke Kuechly	CAR
G	Evan Mathis	PHI	CB	Patrick Peterson	ARI
G	Josh Sitton	GB	CB	Richard Sherman	SEA
T	Jason Peters	PHI	S	Earl Thomas	SEA
T	Joe Staley	SF	S	Donte Whitner	SF
<b>Special Teams</b>					
PK	Steven Hauschka	SEA	P	Johnny Hekker	STL
KR	Cordarrelle Patterson*	MIN	PR	Golden Tate	SEA
ST	Justin Bethel	ARI			

## 2010

Offense			Defense		
QB	Michael Vick	PHI	DE	Julius Peppers	CHI
RB	Adrian Peterson	MIN	DE	Justin Tuck	NYG
RB	Michael Turner	ATL	DT	B.J. Raji	GB
WR	Calvin Johnson	DET	DT	Ndamukong Suh*	DET
WR	Roddy White	ATL	OLB	Clay Matthews	GB
TE	Jason Witten	DAL	OLB	DeMarcus Ware	DAL
C	Scott Wells	GB	ILB	Brian Urlacher	CHI
G	Jahri Evans	NO	CB	Asante Samuel	PHI
G	Chris Snee	NYG	CB	Tramon Williams	GB
T	Jordan Gross	CAR	S	Nick Collins	GB
T	Jason Peters	PHI	S	Antrel Rolle	NYG
<b>Special Teams</b>					
PK	Matt Bryant	ATL	P	Mat McBriar	DAL
KR	Leon Washington	SEA	PR	Devin Hester	CHI
ST	Eric Weems	ATL			

## 2014

Offense			Defense		
QB	Aaron Rodgers	GB	DE	Calais Campbell	ARI
RB	Marshawn Lynch	SEA	DE	Fletcher Cox	PHI
RB	DeMarco Murray	DAL	DT	Gerald McCoy	TB
WR	Dez Bryant	DAL	DT	Ndamukong Suh	DET
WR	Jordy Nelson	GB	OLB	Connor Barwin	PHI
TE	Greg Olsen	CAR	OLB	DeAndre Levy	DET
C	Travis Frederick	DAL	MLB	Luke Kuechly	CAR
G	Zack Martin*	DAL	CB	Richard Sherman	SEA
G	Josh Sitton	GB	CB	Desmond Trufant	ATL
T	Jason Peters	PHI	S	Glover Quin	DET
T	Tyron Smith	DAL	S	Earl Thomas	SEA
<b>Special Teams</b>					
PK	Dan Bailey	DAL	P	Johnny Hekker	STL
KR	Devin Hester	ATL	PR	Darren Sproles	PHI
ST	Justin Bethel	ARI			

## 2011

Offense			Defense		
QB	Aaron Rodgers	GB	DE	Jared Allen	MIN
RB	Marshawn Lynch	SEA	DE	Jason Pierre-Paul	NYG
RB	LeSean McCoy	PHI	DT	Jay Ratliff	DAL
WR	Victor Cruz	NYG	DT	Justin Smith	SF
WR	Calvin Johnson	DET	OLB	Clay Matthews	GB
TE	Jimmy Graham	NO	OLB	DeMarcus Ware	DAL
C	Ryan Kalil	CAR	ILB	Patrick Willis	SF
G	Jahri Evans	NO	CB	Carlos Rogers	SF
G	Carl Nicks	NO	CB	Charles Woodson	GB
T	Jason Peters	PHI	S	Dashon Goldson	SF
T	Joe Staley	SF	S	Earl Thomas	SEA
<b>Special Teams</b>					
PK	David Akers	SF	P	Andy Lee	SF
KR	Darren Sproles	NO	PR	Patrick Peterson*	ARI
ST	Corey Graham	CHI			

## 2015

Offense			Defense		
QB	Cam Newton	CAR	DE	Ezekiel Ansah	DET
RB	Doug Martin	TB	DE	Michael Bennett	SEA
RB	Adrian Peterson	MIN	DT	Aaron Donald	STL
WR	Odell Beckham Jr.	NYG	DT	Kawann Short	CAR
WR	Julio Jones	ATL	OLB	Thomas Davis	CAR
TE	Greg Olsen	CAR	OLB	Lavonte David	TB
C	Ryan Kalil	CAR	MLB	Luke Kuechly	CAR
G	Zack Martin	DAL	CB	Josh Norman	CAR
G	Josh Sitton	GB	CB	Patrick Peterson	ARI
T	Tyron Smith	DAL	S	Tyrann Mathieu	ARI
T	Trent Williams	WAS	S	Earl Thomas	SEA
<b>Special Teams</b>					
PK	Dan Bailey	DAL	P	Johnny Hekker	STL
KR	Cordarrelle Patterson	MIN	PR	Darren Sproles	PHI
ST	Justin Bethel	ARI			

# ALL-NFC TEAMS (2016-2021)

2016

Offense			Defense		
QB	Matt Ryan	ATL	DE	Cliff Avril	SEA
RB	Ezekiel Elliott*	DAL	DE	Brandon Graham	PHI
RB	David Johnson	ARI	DT	Aaron Donald	LAR
WR	Odell Beckham Jr.	NYG	DT	Damon Harrison	NYG
WR	Julio Jones	ATL	OLB	Vic Beasley	ATL
TE	Greg Olsen	CAR	OLB	Ryan Kerrigan	WAS
C	Travis Frederick	DAL	MLB	Bobby Wagner	SEA
G	T.J. Lang	GB	CB	Janoris Jenkins	NYG
G	Zack Martin	DAL	CB	Patrick Peterson	ARI
T	Tyron Smith	DAL	S	Ha Ha Clinton-Dix	GB
T	Trent Williams	WAS	S	Landon Collins	NYG
<b>Special Teams</b>					
PK	Matt Bryant	ATL	P	Johnny Hekker	LAR
KR	Cordarrelle Patterson	MIN	PR	Marcus Sherels	MIN
ST	Dwayne Harris	NYG			

2020

Offense			Defense		
QB	Aaron Rodgers	GB	DE	Cameron Jordan	NO
RB	Dalvin Cook	MIN	DE	Chase Young*	WAS
RB	Alvin Kamara	NO	DT	Fletcher Cox	PHI
WR	Davante Adams	GB	DT	Aaron Donald	LAR
WR	DeAndre Hopkins	ARI	OLB	Khalil Mack	CHI
TE	T.J. Hockenson	DET	OLB	Za'Darius Smith	GB
C	Corey Linsley	GB	MLB	Fred Warner	SF
G	Ali Marpet	TB	CB	Jaire Alexander	GB
G	Brandon Scherff	WAS	CB	Jalen Ramsey	LAR
T	David Bakhtiari	GB	S	Jamal Adams	SEA
T	Trent Williams	SF	S	Budda Baker	ARI
<b>Special Teams</b>					
PK	Younghoe Koo	ATL	P	Jack Fox	DET
KR	Cordarrelle Patterson	CHI	PR	Jamal Agnew	DET
ST	Nick Bellore	SEA			

2017

Offense			Defense		
QB	Carson Wentz	PHI	DE	Cameron Jordan	NO
RB	Todd Gurley	LAR	DE	DeMarcus Lawrence	DAL
RB	Alvin Kamara*	NO	DT	Fletcher Cox	PHI
WR	Julio Jones	ATL	DT	Aaron Donald	LAR
WR	Michael Thomas	NO	OLB	Chandler Jones	ARI
TE	Zach Ertz	PHI	OLB	Ryan Kerrigan	WAS
C	Jason Kelce	PHI	MLB	Luke Kuechly	CAR
G	Brandon Brooks	PHI	CB	Marshon Lattimore*	NO
G	Zack Martin	DAL	CB	Darius Slay	DET
T	Lane Johnson	PHI	S	Harrison Smith	MIN
T	Andrew Whitworth	LAR	S	Earl Thomas	SEA
<b>Special Teams</b>					
PK	Greg Zuerlein	LAR	P	Johnny Hekker	LAR
KR	Pharoh Cooper	LAR	PR	Jamal Agnew*	DET
ST	Budda Baker*	ARI			

2021

Offense			Defense		
QB	Aaron Rodgers	GB	DE	Nick Bosa	SF
RB	Dalvin Cook	MIN	DE	Cameron Jordan	NO
RB	Antonio Gibson	WAS	DT	Jonathan Allen	WAS
WR	Davante Adams	GB	DT	Aaron Donald	LAR
WR	Cooper Kupp	LAR	OLB	Micah Parsons*	DAL
TE	George Kittle	SF	OLB	Robert Quinn	CHI
C	Jason Kelce	PHI	ILB	De'Vondre Campbell	GB
G	Ali Marpet	TB	CB	Trevon Diggs	DAL
G	Zack Martin	DAL	CB	Jalen Ramsey	LAR
T	Trent Williams	SF	S	Budda Baker	ARI
T	Tristan Wirfs	TB	S	Quandre Diggs	SEA
<b>Special Teams</b>					
PK	Matt Gay	LAR	P	Bryan Anger	DAL
KR	Kene Nwangwu*	MIN	PR	Jakeem Grant	CHI
ST	J.T. Gray	NO			

2018

Offense			Defense		
QB	Drew Brees	NO	DE	Cameron Jordan	NO
RB	Ezekiel Elliott	DAL	DE	Danielle Hunter	MIN
				DeMarcus Lawrence	DAL
RB	Todd Gurley	LAR	DT	Fletcher Cox	PHI
WR	Julio Jones	ATL	DT	Aaron Donald	LAR
WR	Michael Thomas	NO	OLB	Ryan Kerrigan	WAS
TE	George Kittle	SF	OLB	Khalil Mack	CHI
C	Jason Kelce	PHI	MLB	Bobby Wagner	SEA
G	Brandon Brooks	PHI	CB	Kyle Fuller	CHI
G	Zack Martin	DAL	CB	Byron Jones	DAL
T	Terron Armstead	NO	S	Eddie Jackson	CHI
T	David Bakhtiari	GB	S	Harrison Smith	MIN
<b>Special Teams</b>					
PK	Aldrick Rosas	NYG	P	Michael Dickson*	SEA
KR	Richie James (r)	SF	PR	Tarik Cohen	CHI
ST	Cory Littleton	LAR			

2019

Offense			Defense		
QB	Russell Wilson	SEA	DE	Danielle Hunter	MIN
RB	Dalvin Cook	MIN	DE	Cameron Jordan	NO
RB	Christian McCaffery	CAR	DT	Aaron Donald	LAR
WR	Julio Jones	ATL	DT	Grady Jarrett	ATL
WR	Michael Thomas	NO	OLB	Shaquil Barrett	TB
TE	George Kittle	SF	OLB	Chandler Jones	ARI
C	Jason Kelce	PHI	MLB	Bobby Wagner	SEA
G	Brandon Brooks	PHI	CB	Marshon Lattimore	NO
G	Zack Martin	DAL	CB	Richard Sherman	SF
T	David Bakhtiari	GB	S	Anthony Harris	MIN
T	Ryan Ramsey	NO	S	Harrison Smith	MIN
<b>Special Teams</b>					
PK	Wil Lutz	NO	P	Tress Way	WAS
KR	Cordarrelle Patterson	CHI	PR	Deonte Harris*	NO
ST	J.T. Gray	NO			

\* - Also selected to PFWA All-Rookie Team in same season (since 1992)

(r) - Rookies who were not selected to PFWA All-Rookie teams (since 1992)

# ALL-CONFERENCE PLAYERS (1992-2021)

## OFFENSE (280)

### A

Davante Adams (WR; 2) ..... 2020n, 21n  
 Flozell Adams (T) ..... 2007n  
 Brandon Albert (T) ..... 2013a  
 Shaun Alexander (RB; 2) ..... 2004n, 05n  
 Keenan Allen (WR) ..... 2019a  
**Larry Allen (G/T; 7) ..... 1995n, 96n, 97n, 98n (T), 99n, 2000n, 01n**  
**Marcus Allen (RB) ..... 1993a**  
 Terry Allen (RB) ..... 1996n  
 Jamal Anderson (RB) ..... 1998n  
 Willie Anderson (T) ..... 2005a, 06a  
 Mark Andrews (TE) ..... 2021a  
 Shawn Andrews (G; 2) ..... 2006n, 07n  
 Terron Armstead (T) ..... 2018n  
 Bruce Armstrong (T; 2) ..... 1995a, 96a

### B

David Bakhtiari (T; 3) ..... 2018n, 19n, 20n  
 Howard Ballard (T; 2) ..... 1992a, 93a  
 Tiki Barber (RB; 3) ..... 2002n, 04n, 05n  
 Harris Barton (T; 2) ..... 1992n, 93n  
 Odell Beckham Jr. (WR; 2) ..... 2015n, 16n  
 Le'Veon Bell (RB; 3) ..... 2014a, 16a, 17a  
**Jerome Bettis (RB; 3) ..... 1993n\*, 96, 97a**  
 Matt Birk (C; 3) ..... 2000n, 03n, 07n  
 Joel Bitonio (G; 3) ..... 2014a\*, 20a, 21a  
 Garrett Bolles (T) ..... 2020a  
**Tony Boselli (T; 3) ..... 1997a, 98a, 99a**  
 David Boston (WR) ..... 2001n  
 Tom Brady (QB; 7) ..... 2007a, 10a, 11a, 14a, 15a, 16a, 17a  
 Drew Brees (QB; 5) ..... 2006n, 08n, 09n, 13n, 18n  
 Brandon Brooks (G; 3) ..... 2017n, 18n, 19n  
 Antonio Brown (WR; 5) ..... 2013a, 14a, 15a, 16a, 17a  
 Duane Brown (T; 2) ..... 2011a, 12a  
 Jammal Brown (T) ..... 2006n  
 Lomas Brown (T; 3) ..... 1994n, 95n, 96n  
 Ray Brown (G) ..... 2001n  
 Ruben Brown (G; 2) ..... 1998a, 99a  
**Tim Brown (WR; 4) ..... 1993a, 94a, 95a, 97a**  
**Isaac Bruce (WR) ..... 1999n**  
 Dez Bryant (WR) ..... 2014n  
 Joe Burrow (QB) ..... 2021

### C

Jordan Cameron (TE) ..... 2013a  
**Cris Carter (WR; 2) ..... 1994n, 99n**  
 Jammal Charles (RB; 3) ..... 2010a, 12a, 13a  
 Ja'Marr Chase (WR) ..... 2021a\*  
 Mark Chmura (TE; 2) ..... 1995n, 98n  
 Jeff Christy (C; 2) ..... 1998n, 99n  
 Nick Chubb (RB; 3) ..... 2019a, 20a, 21a  
 Ryan Clady (T; 3) ..... 2008a/r, 09a, 12a  
 Dallas Clark (TE) ..... 2009a  
 Ben Coates (TE; 2) ..... 1994a, 95a  
 Jack Conklin (T) ..... 2020a  
 Dalvin Cook (RB; 3) ..... 2019n, 20n, 21n  
 Chris Cooley (TE) ..... 2005n  
 Alge Crumpler (TE; 2) ..... 2003n, 06n  
 Victor Cruz (WR) ..... 2011n  
 Daunte Culpepper (QB; 2) ..... 2000n, 04n  
 Randall Cunningham (QB) ..... 1998n

### D

Stephen Davis (RB) ..... 1999n  
**Terrell Davis (RB; 3) ..... 1996a, 97a, 98a**  
 Vernon Davis (TE) ..... 2009n  
**Dermontti Dawson (C; 5) ..... 1994a, 95a, 96a, 97a, 98a**  
 David DeCastro (G; 2) ..... 2015a, 17a  
 David Diehl (T) ..... 2008n, 2010n  
 Kris Dielman (G; 2) ..... 2008a, 10a  
 Stefon Diggs (WR) ..... 2020a  
 Donald Driver (WR) ..... 2006n

### E

Ezekiel Elliott (RB; 2) ..... 2016n\*, 18n  
**John Elway (QB; 3) ..... 1993a, 96a, 97a**  
 Jahri Evans (G; 4) ..... 2009n, 10n, 11n, 12n

### F

**Alan Faneca (G; 10) .. 2000a, 01a, 02a, 03a, 04a, 05a, 06a, 07a, 08a, 09a**  
**Marshall Faulk (RB; 5) ..... 1994a\*, 98a, 99n, 2000n, 01n**  
**Brett Favre (QB; 6) ..... 1995n, 96n, 97n, 2002n, 03n, 07n**  
 Larry Fitzgerald (WR; 3) ..... 2007n, 08n, 09n  
 Justin Forsett (RB) ..... 2014a  
 Matt Forte (RB) ..... 2013n  
 Arian Foster (RB; 2) ..... 2010a, 12a  
 Travis Frederick (C; 2) ..... 2014n, 16n  
 Antonio Freeman (WR) ..... 1998n

### G

Rich Gannon (QB; 3) ..... 2000a, 01a, 02a  
 Antonio Gates (TE; 5) ..... 2004a, 05a, 06a, 07a, 10a  
 Eddie George (RB; 2) ..... 1999a, 2000a  
 Antonio Gibson (RB) ..... 2021n  
 Kevin Glover (C; 4) ..... 1994n, 95n, 96n, 97n  
 Kevin Gogan (G) ..... 1998n  
**Tony Gonzalez (TE; 6) ..... 1999a, 2000a, 01a, 02a, 03a, 08a**  
 Josh Gordon (WR) ..... 2013a  
 Frank Gore (RB) ..... 2006n  
 Jimmy Graham (TE; 2) ..... 2011n, 13n  
 A.J. Green (WR) ..... 2012a  
 Ahman Green (RB; 2) ..... 2001n, 03n  
 Rob Gronkowski (TE; 5) ..... 2011a, 12a, 14a, 15a, 17a  
 Jordan Gross (T; 2) ..... 2008n, 2010n  
 Todd Gurley (RB; 2) ..... 2017n, 18n  
 Andre Gurode (C) ..... 2009n

### H

Jim Harbaugh (QB) ..... 1995a  
**Marvin Harrison (WR; 8) ... 1999a, 2000a, 01a, 02a, 03a, 04a, 05a, 06a**  
 Matt Hasselbeck (QB) ..... 2005n  
 Garrison Hearst (RB) ..... 1998n  
 Derrick Henry (RB; 3) ..... 2018a, 19a, 20a  
 Tyreek Hill (WR; 3) ..... 2018a, 20a, 21a  
 T.Y. Hilton (WR) ..... 2016a  
 T.J. Hockenson (TE) ..... 2020n  
 Priest Holmes (RB; 3) ..... 2001a, 02a, 03a  
 Torry Holt (WR; 2) ..... 2003n, 06n  
 Brad Hopkins (T) ..... 2000a  
 DeAndre Hopkins (WR; 5) ..... 2015a, 17a, 18a, 19a, 20n  
 Rodney Hudson (C; 3) ..... 2015a, 16a, 19a  
 Creed Humphrey (C) ..... 2021a\*  
 Kareem Hunt (RB) ..... 2017a\*  
**Steve Hutchinson (G; 7) ..... 2003n, 04n, 05n, 06n, 07n, 08n, 09n**

### I

Mike Iupati (G) ..... 2012n  
 Chris Ivory (RB) ..... 2015a

### J

DeSean Jackson (WR) ..... 2009n  
 John Jackson (T) ..... 1993a  
 Keith Jackson (TE) ..... 1992a  
 Lamar Jackson (QB) ..... 2019a  
 Steven Jackson (RB; 2) ..... 2006n, 09n  
**Edgerrin James (RB; 4) ..... 1999a\*, 2000a, 04a, 05a**  
 Haywood Jeffries (WR) ..... 1992a  
 Andre Johnson (WR; 4) ..... 2008a, 09a, 10a, 12a  
**Calvin Johnson (WR; 4) ..... 2010n, 11n, 12n, 13n**  
 Chad Johnson (WR; 4) ..... 2003a, 04a, 05a, 06a  
 Chris Johnson (RB; 2) ..... 2008a\*, 09a  
 David Johnson (RB) ..... 2016n  
 Keyshawn Johnson (WR) ..... 1998a  
 Lane Johnson (T) ..... 2017n  
 Larry Johnson (RB; 2) ..... 2005a, 06a  
 Tre' Johnson (G) ..... 1999n  
 Brent Jones (TE; 2) ..... 1993n, 94n  
 Julio Jones (WR; 5) ..... 2015n, 16n, 17n, 18n, 19n  
 Thomas Jones (RB) ..... 2008a  
 Tony Jones (T) ..... 1994a  
**Walter Jones (T; 6) ..... 2002n, 03n, 04n, 05n, 06n, 07n**  
 Maurice Jones-Drew (RB; 2) ..... 2009a, 11a

### K

Ryan Kalil (C; 3) ..... 2011n, 13n, 15n  
 Alvin Kamara (RB; 2) ..... 2017n, 20n  
 Jason Kelce (C; 4) ..... 2017, 18n, 19n, 21n  
 Travis Kelce (TE; 4) ..... 2016a, 18a, 19a, 20a  
 Ryan Kelly (C) ..... 2020a  
 Lincoln Kennedy (T; 2) ..... 2001, 02a  
 George Kittle (TE; 3) ..... 2018n, 19n, 21n  
 Olin Kreutz (C; 4) ..... 2001n, 04, 05n, 06n  
 Cooper Kupp (WR) ..... 2021n

### L

T.J. Lang (G) ..... 2016n  
 Dorsey Levens (RB) ..... 1997n  
 Taylor Lewan (T; 2) ..... 2017a, 18a  
 Chad Lewis (TE) ..... 2000n  
 Jamal Lewis (RB) ..... 2013a  
 Matt Light (T) ..... 2007a  
 Phillip Lindsay (RB) ..... 2018a\*  
 Corey Linsley (C) ..... 2020n  
 Jake Long (T) ..... 2010a  
 Marshawn Lynch (RB; 3) ..... 2011n, 12n, 14n

### M

Alex Mack (C; 2) ..... 2013a, 15a  
 Patrick Mahomes (QB; 2) ..... 2018a, 20a  
 Nick Mangold (C; 3) ..... 2009a, 10a, 14a  
 Logan Mankins (G; 4) ..... 2007a, 09a, 12a, 13a

**Peyton Manning (QB; 9) .. 1999a, 2003a, 04a, 05a, 06a, 08a, 09a, 12a, 13a**  
**Dan Marino (QB; 2) ..... 1992a, 94a**  
 Ali Marpet (G; 2) ..... 2020n, 21n  
 Brandon Marshall (WR; 2) ..... 2012n, 13n  
**Curtis Martin (RB; 3) ..... 1995a\*, 2001a, 04a**  
 Doug Martin (RB) ..... 2015n  
 Tony Martin (WR) ..... 1996a  
 Zack Martin (G; 7) ..... 2014n\*, 15n, 16n, 17n, 18n, 19n, 21n  
 Ryan Mathews (RB) ..... 2013a  
 Evan Mathis (G) ..... 2013n  
**Bruce Matthews (G/C; 6) .... 1992a (C), 93a (C), 95a, 97a, 98a, 99a**  
**Kevin Mawae (C; 5) ..... 1999a, 2001a, 02a, 04a, 08a**  
 Jermame Mayberry (G) ..... 2002n  
 Deuce McAllister (RB; 2) ..... 2002n, 03n  
 Christian McCaffery (RB) ..... 2019n  
 LeSean McCoy (RB; 2) ..... 2011n, 13n  
**Randall McDaniel (G; 7) ..... 1992n, 93n, 94n, 95n, 96n, 97n, 98n**  
 Guy McIntyre (G) ..... 1992n, 93n, 94n, 95n  
 Anthony Miller (WR; 2) ..... 1992a, 93a  
 Kolton Miller (T) ..... 2021a  
 Herman Moore (WR; 3) ..... 1995n, 96n, 97n  
 Rob Moore (WR) ..... 1997n  
**Randy Moss (WR; 5) ..... 1998n\*, 2000n, 02n, 03n, 07a**  
 Santana Moss (WR) ..... 2005n  
 Eric Moulds (WR) ..... 1998a  
 Muhsin Muhammad (WR) ..... 2004n  
**Mike Munchak (G; 2) ..... 1992a, 93a**  
 DeMarco Murray (RB; 2) ..... 2014n, 16a  
 Latavius Murray (RB) ..... 2015a  
 Chris Myers (C) ..... 2012a

### N

Tom Nalen (C; 2) ..... 2000a, 03a  
 Jordy Nelson (WR) ..... 2014n  
 Quenton Nelson (G; 4) ..... 2018a\*, 19a, 20a, 21a  
 Jeremy Newberry (C) ..... 2002n  
 Cam Newton (QB) ..... 2015n  
 Nate Newton (G; 2) ..... 1993n, 94n  
 Carl Nicks (G) ..... 2011n  
 Jay Novacek (TE) ..... 1992n

### O

**Jonathan Ogden (T; 9) ... 1997a, 98a, 99a, 2000a, 01a, 02a, 03a, 04a, 06a**  
 Shaun O'Hara (C) ..... 2008n  
 Russell Okung (T) ..... 2012n  
 Greg Olsen (TE; 3) ..... 2014n, 15n, 16n  
 Kelechi Osemele (G; 2) ..... 2016a, 17a  
**Terrell Owens (WR; 5) ..... 2000n, 01n, 02n, 04n, 07n**

### P

**Orlando Pace (T; 5) ..... 1999n, 2000n, 01n, 03n, 05n**  
 Willie Parker (RB) ..... 2007a  
 Donald Penn (T) ..... 2016a  
 Jason Peters (T; 6) ..... 2007a, 09n, 10n, 11n, 13n, 14n  
 Adrian Peterson (RB; 6) ..... 2007n\*, 08n, 09n, 10n, 12n, 15n  
 Carl Pickens (WR; 2) ..... 1995a, 96a  
 Maurkice Pouncey (C; 3) ..... 2011a, 17a, 18a

### R

Ryan Ramczyk (T) ..... 2019n  
**Andre Reed (WR) ..... 1994a**  
**Jerry Rice (WR; 5) ..... 1992n, 93n, 94n, 95n, 96n**  
 Ray Rice (RB) ..... 2011a  
 Marco Rivera (G; 2) ..... 2003n, 04n  
**Willie Roaf (T; 9) ... 1994n, 95n, 96n, 97n, 99n, 2000n, 03a, 04a, 05a**  
 Aaron Rodgers (QB; 5) ..... 2011n, 12n, 14n, 20n, 21n  
 Michael Roos (T) ..... 2008a  
 Matt Ryan (QB) ..... 2016n

### S

Chris Samuels (T) ..... 2011n  
**Barry Sanders (RB; 5) ..... 1992n, 94n, 95n, 96n, 97n**  
 Jeff Saturday (C; 3) ..... 2005a, 06a, 07a  
 Brandon Scherff (G) ..... 2020n  
 Mitchell Schwartz (T; 3) ..... 2017a, 18a, 19a  
 Dave Scott (G) ..... 1997a  
**Shannon Sharpe (TE; 4) ..... 1993a, 96a, 97a, 98a**  
 Sterling Sharpe (WR; 2) ..... 1992n, 93n  
**Will Shields (G; 7) ..... 1996a, 2001a, 02a, 03a, 04a, 05a, 06a**  
 Jeremy Shockey (TE) ..... 2002n\*  
 Keith Sims (G) ..... 1994a  
 Josh Sitton (G; 3) ..... 2013n, 14n, 15n  
 Rashawn Slater (T) ..... 2021a\*  
**Emmitt Smith (RB; 4) ..... 1992n, 93n, 94n, 95n**  
 Jimmy Smith (WR) ..... 1999a  
 Robert Smith (RB) ..... 2000n  
 Rod Smith (WR; 2) ..... 2000a, 01a  
 Steve Smith (WR) ..... 2005n  
 Tyron Smith (T; 3) ..... 2014n, 15n, 16n  
 Chris Snee (G; 2) ..... 2008n, 2010n  
 Joe Staley (T; 3) ..... 2011n, 12n, 13n

# ALL-CONFERENCE PLAYERS (1992-2021)

Ronnie Stanley (T).....	2019a
Mark Stepnoski (C; 2).....	1992n, 93n
Todd Stuessie (T; 2).....	1997n, 98n
Ron Stone (G; 2).....	2000n, 02n
John Sullivan (C).....	2012n
<b>T</b>	
Jonathan Taylor (RB).....	2021a
Vinny Testaverde (QB).....	1998a
Yancey Thigpen (WR).....	1997a
Demaryius Thomas (WR).....	2014a
Joe Thomas (T; 7).....	2009a, 10a, 11a, 13a, 14a, 15a, 16a
Michael Thomas (WR; 3).....	2017n, 18n, 19n
<b>Thurman Thomas (RB; 2).....</b>	<b>1992a, 93a</b>
Tra Thomas (T; 2).....	2002n, 04n
<b>LaDainian Tomlinson (RB; 2).....</b>	<b>2006a, 07a</b>
Michael Turner (RB; 2).....	2008n, 10n
<b>V</b>	
Louis Vasquez (G).....	2013a
Michael Vick (QB).....	2010n
Alejandro Villanueva (T).....	2017a
<b>W</b>	
Mike Wahle (G).....	2005n
Mike Wallace (WR).....	2011a
Steve Wallace (T).....	1992n
Wesley Walls (TE; 4).....	1996n, 97n, 99n, 2001n
Hines Ward (WR).....	2002a
<b>Kurt Warner (QB; 2).....</b>	<b>1999n, 2001n</b>
Chris Warren (RB; 2).....	1994a, 95a
Brian Waters (G; 2).....	2010a, 11a
Reggie Wayne (WR; 2).....	2007a, 10a
Richmond Webb (T; 3).....	1992a, 94a, 95a
Wes Welker (WR; 3).....	2008a, 09a, 11a
Scott Wells (C).....	2010n
Carson Wentz (QB).....	2017n
Brian Westbrook (RB).....	2007n
Roddy White (WR; 2).....	2008n, 10n
Andrew Whitworth (T; 3).....	2014a, 15a, 17n
Erik Williams (T).....	1993n
Ricky Williams (RB).....	2002a
Trent Williams (T; 4).....	2015n, 16n, 20n, 21n
Russell Wilson (QB).....	2019n
Tristan Wirfs (T).....	2021n
Steve Wisniewski (G; 6).....	1992a, 93a, 94a, 95a, 96a, 2000a
Jason Witten (TE; 5).....	2004n, 07n, 08n, 10n, 12n
<b>Y</b>	
Marshal Yanda (G; 7).....	2011a, 12a, 14a, 15a, 16a, 18a, 19a
<b>Steve Young (QB; 3).....</b>	<b>1992n, 93n, 94n</b>
<b>Z</b>	
<b>Gary Zimmerman (T).....</b>	<b>1996a</b>

## DEFENSE (319)

<b>A</b>	
John Abraham (DE; 3).....	2001a, 02a, 08n
Jamal Adams (S; 3).....	2018a, 19a, 20n
Sam Adams (DT; 2).....	2000a, 01a
Jaire Alexander (CB).....	2020n
Lorenzo Alexander (OLB).....	2016a
Eric Allen (CB).....	1993n
Jared Allen (DE; 4).....	2007a, 09n, 11n, 12n
Jonathan Allen (DT).....	2021n
Ashley Ambrose (CB).....	1996a
Ezekiel Ansah (DE).....	2015n
Jesse Armstead (OLB; 4).....	1997n, 98n, 99n, 2000n
Trace Armstrong (DE).....	2000a
LaVar Arrington (OLB; 3).....	2001n, 02n, 03n
Nnamdi Asomugha (CB; 3).....	2008a, 09a, 10a
Geno Atkins (DT; 5).....	2012a, 15a, 16a, 17a, 18a
<b>Steve Atwater (S; 2).....</b>	<b>1992a, 96a</b>
Cliff Avril (DE).....	2016n
<b>B</b>	
<b>Champ Bailey (CB; 6).....</b>	<b>2000n, 03n, 04a, 05a, 06a, 12a</b>
Budda Baker (S; 2).....	2020n, 21n
Ronde Barber (CB).....	2005n
Shaquil Barrett (OLB).....	2019n
Connor Barwin (OLB).....	2014n
Vic Beasley (OLB).....	2016n
Michael Bennett (DE).....	2015n
Bertrand Berry (DE).....	2004n
Eric Berry (S; 3).....	2013a, 15a, 16a
Blaine Bishop (S).....	1995a
Dre' Bly (CB).....	2003n
Joey Bosa (DE; 3).....	2017a, 19a, 20a
Nick Bosa (DE).....	2021n
Peter Boulware (OLB).....	1999a

A.J. Bouye (CB).....	2017a
Tony Brackens (DE).....	1999a
Lance Briggs (OLB; 4).....	2005n, 06n, 08n, 09n
Keith Brooking (OLB).....	2004n
Ahmad Brooks (OLB).....	2013n
<b>Derrick Brooks (OLB; 8).....</b>	<b>1997n, 98n, 99n, 2000n, 01n, 02n, 04n, 05n</b>
Michael Brooks (ILB).....	1993n
Chad Brown (OLB; 2).....	1996a, 98a
Mike Brown (S).....	2005n
Vincent Brown (ILB).....	1993a
Ray Buchanan (CB).....	1998n
DeForest Buckner (DT).....	2020a
Keith Bulluck (OLB; 2).....	2002a, 03a
Vontaze Burfict (ILB).....	2013a
Derrick Burgess (DE).....	2005a
<b>LeRoy Butler (S; 4).....</b>	<b>1993n, 96n, 97n, 98n</b>
Kevin Byard (S; 2).....	2017a, 21a
Gill Byrd (CB).....	1992a
Jarvis Byrd (S; 2).....	2009a*, 12a
<b>C</b>	
Calais Campbell (DE; 3).....	2014n, 17a, 19a
DeVondre Campbell (ILB).....	2021n
Andre Carter (DE).....	2011a
Dale Carter (CB; 3).....	1995a, 96a, 97a
Kevin Carter (DE).....	1999n
Jurrell Casey (DT).....	2013a
Chuck Cecil (S).....	1992n
Ray Childress (DT; 2).....	1992a, 93a
Bradley Chubb (OLB).....	2020a
Ha Ha Clinton-Dix (S).....	2016n
Jadeveon Clowney (DE/OLB; 2).....	2016a (DE), 17a (OLB)
Trent Cole (DE).....	2009n
Rod Coleman (DT; 2).....	2004n, 05n
Landon Collins (S).....	2016n
Nick Collins (S; 2).....	2008n, 10n
Bryan Cox (OLB/ILB; 2).....	1992a (OLB), 94 (ILB)
Fletcher Cox (DT/DE; 4).....	2014n (DE), 17n, 18n, 20n
Antonio Cromartie (CB; 2).....	2007a, 12a
Maxx Crosby (DE).....	2021a
Brian Cushing (OLB/ILB; 2).....	2009a (OLB)*, 11a (ILB)
<b>D</b>	
Marcell Dareus (DT).....	2014a
Lavonte David (OLB; 2).....	2013n, 15n
Eric Davis (CB).....	1995n
Thomas Davis (OLB).....	2015n
<b>Brian Dawkins (S; 6).....</b>	<b>1999n, 2001n, 02n, 04n, 06n, 09a</b>
Jack Del Rio (ILB).....	1994n
Quandre Diggs (S).....	2021n
Trevon Diggs (CB).....	2021n
Chris Doleman (DE).....	1992n
Aaron Donald (DT; 7).....	2015n, 16n, 17n, 18n, 19n, 20n, 21n
Hugh Douglas (DE; 2).....	2000n, 02n
Elvis Dumervil (OLB/DE; 2).....	2009a (OLB), 11a (DE)
<b>E</b>	
Luther Elliss (DT).....	1999n
Byron Evans (ILB).....	1992n
<b>F</b>	
James Farrior (MLB).....	2004a
Cortland Finnegan (CB).....	2008a
Minkah Fitzpatrick (S; 2).....	2019a, 20a
Dwight Freeney (DE; 5).....	2003a, 04a, 05a, 09a, 10a
Kyle Fuller (CB).....	2018n
William Fuller (DE).....	1995n
<b>G</b>	
Myles Garrett (DE; 3).....	2018a, 20a, 21a
Sean Gilbert (DT).....	1993n
Jason Gildon (OLB).....	2001a
Stephon Gilmore (CB; 2).....	2018a, 19a
Aaron Glenn (CB; 3).....	1997a, 98a, 2002a
La'Roi Glover (DT; 3).....	2000n, 02n, 03n
Dashon Goldson (S; 2).....	2011n, 12n
Brandon Graham (DE).....	2016n
<b>Kevin Greene (OLB; 2).....</b>	<b>1994a, 96n</b>
Brent Grimes (CB).....	2013a
<b>H</b>	
Joe Haden (CB).....	2013a
<b>Charles Haley (DE).....</b>	<b>1994n</b>
Merton Hanks (S; 3).....	1994n, 95n, 97n
Greg Hardy (DE).....	2013n
Kevin Hardy (OLB).....	1999a
Al Harris (CB; 2).....	2006n, 07n
Anthony Harris (CB).....	2019n
Tommie Harris (DT; 2).....	2005n, 06n
Chris Harris Jr. (CB; 2).....	2014a, 15a
Damon Harrison (DT).....	2016n
James Harrison (OLB; 3).....	2007a, 08a, 10a

Rodney Harrison (S; 3).....	1998a, 2001a, 03a
Ken Harvey (OLB; 2).....	1994n, 95n
James Hasty (CB).....	1997a
Albert Haynesworth (DT; 2).....	2007a, 08a
Cameron Heyward (DT; 2).....	2019a, 21a
Dont'a Hightower (MLB).....	2016a
Pierce Holt (DT).....	1992n
Justin Houston (OLB; 3).....	2013a, 14a
Xavier Howard (CB; 3).....	2018a, 20a, 21a
Danielle Hunter (DE; 2).....	2018n, 19n
<b>J</b>	
Eddie Jackson (S).....	2018n
J.C. Jackson (CB).....	2021a
Malik Jackson (DT).....	2017a
<b>Rickey Jackson (OLB; 2).....</b>	<b>1992n, 93n</b>
Derwin James (S).....	2018a*
Grady Jarrett (DT).....	2019n
Janoris Jenkins (CB).....	2016n
Kris Jenkins (DT; 2).....	2008a, 13n
Derrick Johnson (MLB/ILB; 2).....	2012a (MLB), 15a (ILB)
Joe Johnson (DE).....	2000n
Bryon Jones (CB).....	2018n
Chandler Jones (OLB; 2).....	2017n, 19n
Chris Jones (DT; 4).....	2018a, 19a, 20a, 21a
Henry Jones (S).....	1992a
Cameron Jordan (DE; 5).....	2017n, 18n, 19n, 20n, 21n
Jonathan Joseph (CB).....	2011a
Seth Joyner (OLB).....	1993n
Matthew Judon (OLB; 2).....	2019a, 21a
Cato June (OLB).....	2005a
<b>K</b>	
Aaron Kampman (DE; 2).....	2006n, 07n
Jevon Kearse (DE).....	1999a*
<b>Cortez Kennedy (DT; 4).....</b>	<b>1992a, 93a, 94a, 96a</b>
Patrick Kerney (DE).....	2007n
Ryan Kerrigan (OLB; 3).....	2016n, 17n, 18n
Levon Kirkland (MLB; 2).....	1996a, 97a
Luke Kuechly (MLB/ILB; 4).....	2013n (ILB), 14n, 15n, 17n
<b>L</b>	
Carnell Lake (S; 5).....	1994a, 95a, 96a, 97a, 99a
Lamar Lathon (OLB).....	1996n
Marshon Lattimore (CB; 2).....	2017n, 19n
<b>Ty Law (CB; 2).....</b>	<b>1998a, 2003a</b>
DeMarcus Lawrence (DE; 2).....	2017n, 18n
Darius Leonard (MLB/OLB/ILB; 4).....	2018a* (OLB), 19a (ILB), 20a, 21a
DeAndre Levy (OLB).....	2014n
Michael Lewis (S).....	2004n
Mo Lewis (OLB; 2).....	1998a, 2000a
<b>Ray Lewis (MLB/ILB; 6).....</b>	<b>1999a, 2000a, 01a, 03a, 08a (ILB), 09a (ILB)</b>
Leonard Little (DE).....	2003n
Greg Lloyd (OLB; 3).....	1993a, 94a, 95a
Todd Lyght (CB).....	1999n
<b>John Lynch (S; 3).....</b>	<b>1999n, 2000n, 01n</b>
<b>M</b>	
Khalil Mack (OLB/DE; 5).....	2015a (DE & OLB); 16a (DE), 18n, 20n
Sam Madison (CB; 3).....	1999a, 2000a, 01a
Brock Marion (S).....	2000a
Wilber Marshall (OLB).....	1992n
Tyrann Mathieu (S; 2).....	2015n, 20a
Rashean Mathis (CB).....	2006a
Robert Mathis (DE/OLB; 3).....	2008a, 10a, 13a (OLB)
Clay Matthews (OLB; 3).....	2010n, 11n, 12n
Jerod Mayo (ILB/OLB; 2).....	2010a (ILB), 12a (OLB)
Chris McAllister (CB).....	2004a
Devin McCourty (S; 2).....	2014a, 16a
Gerald McCoy (DE).....	2012n, 13n, 14n
Michael McCrary (DE).....	1998a
Terry McDaniel (CB; 3).....	1993a, 94a, 95a
Tim McDonald (S; 2).....	1992n, 93n
Chester McGlockton (DT; 3).....	1994a, 95a, 96a
Audray McMillian (CB).....	1992n
Shawne Merriman (OLB).....	2006a
Jamir Miller (DLB).....	2001a
Von Miller (OLB; 7).....	2011a*, 12a, 14a, 15a, 16a, 17a, 18a
Lawyer Milloy (S; 3).....	1998a, 99a, 2001a
<b>Sam Mills (ILB/MLB; 2).....</b>	<b>1992n (ILB), 96n (MLB)</b>
John Mobley (DLB).....	1997a
Dan Morgan (MLB).....	2004n
C.J. Mosley (ILB; 2).....	2014a*, 18a
<b>N</b>	
Reggie Nelson (S).....	2015a
Haloti Ngata (DT; 3).....	2009a, 10a, 11a
Dat Nguyen (MLB).....	2003n
Hardy Nickerson (MLB/ILB; 3).....	1993n (ILB), 97n, 99n
Josh Norman (CB).....	2015n
Ken Norton Jr. (MLB).....	1995n

# ALL-CONFERENCE PLAYERS (1992-2021)

## O

Adewale Ogunleye (DE) ..... 2003a  
 Deltha O'Neal (CB; 2) ..... 2001a, 05a  
 Leslie O'Neal (DE; 2) ..... 1992a, 94a

## P

Tony Parrish (S) ..... 2003n  
 Micah Parsons (OLB) ..... 2021n\*  
 Bryce Paup (OLB; 2) ..... 1994n, 95a  
 Julius Peppers (DE; 4) ..... 2004n, 06n, 10n, 12n  
 Marcus Peters (CB; 2) ..... 2015a\*, 16a  
 Julian Peterson (OLB; 2) ..... 2003n, 07n  
 Patrick Peterson (CB; 3) ..... 2013n, 15n, 16n  
 Jermaine Phillips (S) ..... 2007n  
 Jason Pierre-Paul (DE) ..... 2011n  
 Dontari Poe (DT) ..... 2013a  
**Troy Polamalu (S; 5)** ..... **2004a, 05a, 08a, 10a, 11a**  
 Robert Porcher (DE; 3) ..... 1997n, 99n, 2001n  
 Joey Porter (OLB; 4) ..... 2002a, 04a, 05a, 08a  
 Jordan Poyer (S) ..... 2021a  
 Trevor Pryce (DT; 2) ..... 1999a, 2000a

## Q

Glover Quin (S) ..... 2014n  
 Robert Quinn (DE/OLB; 2) ..... 2013n (DE), 21n (OLB)

## R

B.J. Raji (DT) ..... 2010n  
 Jalen Ramsey (CB; 3) ..... 2017a, 20n, 21n  
**John Randle (DT; 7)** ..... **1993n, 94n, 95n, 96n, 97n, 98n, 2001a**  
 Jay Ratliff (DT; 3) ..... 2008n, 09n, 11n  
**Ed Reed (S; 7)** ..... **2003a, 04a, 06a, 07a, 08a, 10a, 11a**  
 Darrelle Revis (CB; 4) ..... 2009a, 10a, 11a, 14a  
 Ricky Reynolds (CB) ..... 1992n  
 Kerry Rhodes (S) ..... 2006a  
 Simeon Rice (DE) ..... 2002n  
 Marcus Robertson (S) ..... 1993a  
 Eugene Robinson (S; 2) ..... 1993a, 98n  
 Carlos Rogers (CB) ..... 2011n  
 Antrel Rolle (S) ..... 2010n  
 Samari Rolle (CB) ..... 2000a  
 Darrell Russell (DT; 2) ..... 1998a, 99a  
 DeMeco Ryans (MLB) ..... 2007a

## S

Dan Saleaumua (DT) ..... 1995a  
 Asante Samuel (CB; 3) ..... 2007a, 09n, 10n  
 Bob Sanders (S; 2) ..... 2005a, 07a  
**Deion Sanders (CB; 6)** ..... **1993n, 94n, 96n, 97n, 98n, 99n**  
**Warren Sapp (DT; 5)** ..... **1998n, 99n, 2000n, 01n, 02n**  
 Aaron Schobel (DE) ..... 2006a  
 Lance Schulters (S) ..... 2002a  
**Junior Seau (ILB/MLB/OLB; 6)** .. **1992a, 93a, 94a, 95a (MLB), 98a (MLB), 2000a (OLB)**  
**Richard Seymour (DT; 5)** ..... **2002a, 03a, 04a, 05a, 06a**  
 Darren Sharper (S; 5) ..... 2000n, 02n, 05n, 07n, 09n  
 Ryan Shazier (MLB) ..... 2017a  
 Lito Sheppard (CB; 2) ..... 2004n, 2006n  
 Richard Sherman (CB; 4) ..... 2012n, 13n, 14n, 19n  
 Kawann Short (DT) ..... 2015n  
 Michael Sinclair (DE; 2) ..... 1997a, 98a  
 Chris Slade (OLB) ..... 1997a  
 Darius Slay (CB) ..... 2017n  
 Aldon Smith (OLB) ..... 2012n  
**Bruce Smith (DE; 6)** ..... **1992a, 93a, 94a, 95a, 96a, 97a**  
 Chuck Smith (DE) ..... 1997n  
 Harrison Smith (S; 3) ..... 2017n, 18n, 19n  
 Justin Smith (DT; 2) ..... 2011n, 12n  
 Neil Smith (DE; 2) ..... 1993a, 95a  
 Za'Darius Smith (OLB) ..... 2020n  
 Chris Spielman (ILB) ..... 1994n  
 Takeo Spikes (OLB; 2) ..... 2003a, 04a  
 Shawn Springs (CB) ..... 2004n  
 Joel Steed (DT) ..... 1997a  
**Michael Strahan (DE; 5)** ..... **1997n, 98n, 2001n, 03n, 05n**  
 Marcus Stroud (DT; 2) ..... 2003a, 04a  
 Dana Stubblefield (DT; 3) ..... 1994n, 95n, 97n  
 Terrell Suggs (OLB) ..... 2011a  
 Ndamukong Suh (DT; 5) ..... 2010n\*, 13n, 14n, 15a, 16a  
 Patrick Surtain (CB; 2) ..... 2002a, 03a

## T

Aqib Talib (CB) ..... 2016a  
 Darryl Talley (OLB) ..... 1993a  
 Bobby Taylor (CB) ..... 2002n  
**Jason Taylor (DE; 4)** ..... **2000a, 02a, 04a, 06a**  
 Adalius Thomas (OLB) ..... 2006a  
**Derrick Thomas (OLB; 2)** ..... **1992a, 96a**  
 Earl Thomas (S; 6) ..... 2011n, 12n, 13n, 14n, 15n, 17n  
 Henry Thomas (DT) ..... 1992n  
 William Thomas (OLB) ..... 1995n  
 Zach Thomas (MLB; 2) ..... 2002a, 06a

Charles Tillman (CB) ..... 2012n  
 Tony Tolbert (DE) ..... 1996n  
 Jeremiah Trotter (MLB) ..... 2000n  
 Desmond Trufant (CB) ..... 2014n  
 Marcus Trufant (CB) ..... 2007n  
 Justin Tuck (DE; 2) ..... 2008n, 10n  
 Jesse Tuggle (MLB) ..... 1998n  
 Eric Turner (S) ..... 1994a

## U

Osi Umenyiora (DE) ..... 2005n

**Brian Urlacher (MLB/ILB; 5)** ..... **2001n, 02n, 05n, 06n, 10n (ILB)**

## V

Kyle Vanden Bosch (DE) ..... 2007a  
 Nathan Vasher (CB) ..... 2005n  
 Troy Vincent (CB; 3) ..... 2000n, 01n, 02n  
 Mike Vrabel (OLB) ..... 2007a

## W

Bobby Wagner (MLB; 3) ..... 2016n, 18n, 19n  
 Cameron Wake (DE/OLB; 3) ..... 2010a (OLB), 12a, 13a  
 Gary Walker (DT) ..... 2002a  
 DeMarcus Ware (OLB; 6) ..... 2006n, 07n, 08n, 09n, 10n, 11n  
 Fred Warner (MLB) ..... 2020n  
 Ted Washington (DT; 2) ..... 1997a, 98a  
 J.J. Watt (DE; 5) ..... 2012a, 13a, 14a, 15a, 18a  
 T.J. Watt (OLB; 3) ..... 2019a, 20a, 21a  
 Eric Weddle (S; 4) ..... 2012a, 13a, 14a, 17a  
**Reggie White (DE; 6)** ..... **1992n, 93n, 94n, 95n, 96n, 98n**  
 Tre'Davious White (CB; 2) ..... 2019a, 20a  
 Donte Whitner (S) ..... 2013n  
 Marcellus Wiley (DE) ..... 2001a  
 Vince Wilfork (DT; 5) ..... 2007a, 09a, 10a, 11a, 12a  
 Darryl Williams (S) ..... 1997a  
**Aeneas Williams (CB; 4)** ..... **1995n, 96n, 97n, 2001n**  
 Alfred Williams (DE) ..... 1996a  
 Jamal Williams (DT; 2) ..... 2005a, 06a  
 Kevin Williams (DT; 5) ..... 2004n, 06n, 07n, 08n, 09n  
 Kyle Williams (DT) ..... 2014a  
 Mario Williams (DE; 3) ..... 2008a, 09a, 14a  
 Pat Williams (DT) ..... 2007n  
 Roy Williams (S) ..... 2003n  
 Tramon Williams (CB) ..... 2010n  
 Patrick Willis (ILB/MLB; 5) .. 2007n\* (MLB), 08n, 09n, 11n, 12n (MLB)  
 Adrian Wilson (S; 3) ..... 2006n, 08n, 09n  
 Al Wilson (MLB) ..... 2005a  
 Antoine Winfield (CB) ..... 2008n

**Charles Woodson (CB; 5)** ..... **1999a, 2001a, 08n, 09n, 11n**

Darren Woodson (S; 3) ..... 1994n, 95n, 96n

**Rod Woodson (CB/S; 5)** ..... **1992a, 93a, 94a, 2000a (S), 02 (S)**

Donnell Woolford (CB) ..... 1994n

## Y

**Bryant Young (DT; 2)** ..... **1996n, 2001n**

Chase Young (DE) ..... 2020n\*

Tarik Cohen (PR) ..... 2018n  
 A.J. Cole (P) ..... 2021a  
 Andre Coleman (KR/PR; 2) ..... 1994a/r (KR), 95a (PR)  
 Dustin Colquitt (P) ..... 2012a  
 Pharoh Cooper (KR) ..... 2017n  
 Josh Cribbs (KR/PR; 4) ..... 2007a (KR), 09a (KR & PR), 11a (PR)  
 Billy Cundiff (PK) ..... 2010a

## D

Phil Dawson (PK) ..... 2012a  
 Quintin Demps (KR) ..... 2013a  
 Michael Dickson (P) ..... 2018n\*  
 Maurice Douglass (ST) ..... 1994n  
 Eddie Drummond (KR/PR; 2) ..... 2004n (KR & PR)  
 Devin Duvernay (PR) ..... 2021a

## E

Jason Elam (PK; 3) ..... 1995a, 98a, 2001a

## F

Heath Farwell (ST) ..... 2009n  
 Jeff Feagles (P) ..... 1995n  
 Brandon Fields (P) ..... 2013a  
 Nick Folk (PK) ..... 2007n\*  
 Jack Fox (P) ..... 2020n

## G

Chris Gardocki (P) ..... 1996a  
 Matt Gay (PK) ..... 2021n  
 Ian Gold (ST) ..... 2001a  
 Darrien Gordon (PR; 4) ..... 1994a, 96a, 97a, 2001n  
 Stephen Gostkowski (PK; 2) ..... 2008a, 15a  
 Robbie Gould (PK) ..... 2006n  
 Corey Graham (ST) ..... 2011n  
 Shayne Graham (PK) ..... 2005a  
 Martin Gramatica (PK) ..... 2000n  
 Jakeem Grant (PR) ..... 2021n  
 Mel Gray (KR) ..... 1994n  
 J.T. Gray (ST; 2) ..... 2019n, 21n

## H

Dante Hall (KR/PR; 2) ..... 2003a (KR & PR)  
 Chris Hanson (P) ..... 2002a  
 Jason Hanson (PK; 2) ..... 1997n, 99n  
 Mecole Hardman (KR) ..... 2019a/r  
 Deonte Harris (PR) ..... 2019n\*  
 Dwayne Harris (PR/ST; 2) ..... 2012n (PR), 16n (ST)  
 Percy Harvin (KR) ..... 2009n\*  
 Steven Hauschka (PK) ..... 2013n  
 Vaughn Hekbron (KR) ..... 1998a  
 Johnny Hekker (P; 5) ..... 2013n, 14n, 15n, 16n, 17n  
 Craig Hentrich (P; 2) ..... 1998a, 2003a  
 Devin Hester (KR/PR; 6) .. 2006n\* (KR & PR), 07n (KR & PR), 10 (PR), 14n (KR)  
 Johnnie Lee Higgins (PR) ..... 2008a  
 Tyreek Hill (KR/PR; 2) ..... 2016a\* (KR & PR)  
 Tony Horne (KR) ..... 1999n  
 Desmond Howard (PR; 2) ..... 1996n, 2000n  
 Tyrone Hughes (KR/PR; 2) ..... 1993n\*/r (KR & PR)

## I

Larry Izzo (ST; 3) ..... 2000a, 02a, 04a

## J

DeSean Jackson (PR) ..... 2009n  
 Richie James (KR) ..... 2018n/r  
 Sebastian Janikowski (PK) ..... 2011a  
 Travis Jervey (ST) ..... 1997n  
 Diontae Johnson (PR) ..... 2019a\*  
 Norm Johnson (PK) ..... 1993n  
 Adam Jones (PR/KR; 2) ..... 2006a (PR), 14a (KR)  
 Donnie Jones (P) ..... 2008n  
 Jacoby Jones (KR) ..... 2012a  
 Taiwan Jones (KR) ..... 2015a

## K

Nate Kaeding (PK; 2) ..... 2006a, 09a  
 John Kasay (PK) ..... 1996n  
 Brett Kern (P; 3) ..... 2017a, 18a, 19a  
 Sam Koch (P) ..... 2015a  
 Younghoe Koo (PK) ..... 2020n

## L

Jarvis Landry (PR) ..... 2015a  
 Shane Lechler (P; 7) ..... 2001a, 04a, 07a, 08a, 09a, 10a, 11a  
 Andy Lee (P; 4) ..... 2007n, 09n, 11n, 12n  
 Dion Lewis (KR) ..... 2017a  
 Jermaine Lewis (PR/KR; 2) ..... 1998a (PR), 2001a (KR)  
 Michael Lewis (KR/PR; 2) ..... 2002n (KR & PR)  
 Cory Littleton (ST) ..... 2018n  
 Wil Lutz (PK) ..... 2019n

## M

Tremain Mack (KR) ..... 1999a  
 Reno Mahe (PR) ..... 2005n  
 Danieal Manning (KR) ..... 2008n  
 Olindo Mare (PK) ..... 1999a

## SPECIAL TEAMS (185)

## A

Jamal Agnew (PR; 2) ..... 2017n\*, 20n  
 David Akers (PK; 5) ..... 2001n, 02n, 04n, 09n, 11n  
 Lorenzo Alexander (ST) ..... 2012n  
**Morten Andersen (PK; 2)** ..... **1992n, 95n**  
 Gary Anderson (PK; 2) ..... 1993a, 98n  
 Bryan Anger (P) ..... 2021n  
 Brendon Ayanbadejo (ST; 3) ..... 2006n, 07n, 08a  
 Jerry Azumah (KR) ..... 2003n

## B

Dan Bailey (PK; 2) ..... 2014n, 15n  
 Jake Bailey (P) ..... 2020a  
 Budda Baker (ST) ..... 2017n\*  
 Alex Bannister (ST) ..... 2003n  
 Bryan Barker (P) ..... 1997a  
 Michael Bates (ST/KR; 5) ... 1996n (KR), 97n (KR), 98n, 99n, 2000n  
 Nick Bellore (ST) ..... 2020n  
 Darren Bennett (P; 2) ..... 1995a/r, 2000a  
 Mitch Berger (P; 2) ..... 1999n, 2004n  
 Braxton Berrios (KR) ..... 2021a  
 Justin Bethel (ST; 3) ..... 2013n, 14n, 15n  
 Josh Bidwell (P) ..... 2005n  
 Rob Bironas (PK) ..... 2007a  
 Cary Blanchard (PK) ..... 1996a  
 Tony Brown (PR) ..... 2001a  
 Matt Bryant (PK; 2) ..... 2010n, 16n

## C

Rich Camarillo (P; 2) ..... 1992n, 93n  
 Michael Campanaro (PR) ..... 2017a  
 John Carney (PK; 2) ..... 1994a, 2008n

# ALL-CONFERENCE PLAYERS (1992-2021)

Marc Mariani (PR).....	2010a*	Eric Weems (ST).....	2010n
Kelvin Martin (PR).....	1992n	Brian Westbrook (PR).....	2003n
Derrick Mason (KR/PR; 2).....	2000a (KR & PR)	Larry Whigham (ST; 2).....	1997a, 2001n
Jerome Mathis (KR).....	2005a*	Jeff Wilkins (PK).....	2003n
Fred McAfee (ST).....	2002n	<b>Z</b>	
Pat McAfee (P; 2).....	2014a, 16a	Greg Zuerlein (PK).....	2017n
Mat McBriar (P; 2).....	2006n, 10n		
Dexter McCluster (PR).....	2013a		
O.J. McDuffie (KR).....	1993a/r		
Terrence McGee (KR).....	2004a		
Leodis McKelvin (KR/PR; 2).....	2008a* (KR), 12a (PR)		
Joe McKnight (KR).....	2011a		
Eric Metcalf (PR).....	1993a		
Glyn Milburn (KR/PR; 2).....	1995a (KR), 99n (PR)		
Justin Miller (KR).....	2006a		
Hanik Milligan (ST).....	2005a		
John Henry Mills (ST).....	1996a		
Brian Mitchell (PR/KR; 3).....	1994n (PR), 95n (PR & KR)		
Greg Montgomery (P).....	1993a		
Brian Moorman (P; 2).....	2005a, 06a		
Sean Morey (ST).....	2008n		
Chad Morton (KR).....	2002a		
Santana Moss (PR).....	2002a		
<b>N</b>			
Kene Nwangwu (KR).....	2021n*		
<b>O</b>			
George Odum (ST).....	2020a		
Gunner Olszewski (PR).....	2020a		
Kassim Osgood (ST; 3).....	2006a, 07a, 09a		
Montell Owens (ST).....	2010a		
<b>P</b>			
David Palmer (PR).....	1997n		
Roscoe Parrish (PR).....	2007a		
Cordarrelle Patterson (KR; 5).....	2013n*, 15n, 16n, 19n, 20n		
Patrick Peterson (PR).....	2011n		
Adrian Phillips (ST).....	2018a		
Scott Player (P).....	2000n		
Roell Preston (KR).....	1998n		
<b>R</b>			
Neil Rackers (PK).....	2005n		
Antwaan Randle El (PR).....	2005a		
Ike Reese (ST).....	2004n		
Fuad Revez (PK).....	1994n		
Andre Roberts (PR/KR; 3).....	2018a (KR & PR), 20a (PR)		
Koren Robison (KR).....	2005n		
Reggie Roby (P).....	1994n		
Charlie Rogers (PR).....	1999a*		
Aldrick Rosas (PK).....	2018n		
<b>S</b>			
B.J. Sams (PR).....	2004a*		
<b>Deion Sanders (KR/PR; 2).....</b>	<b>1992n (KR), 98n (PR)</b>		
Todd Sauerbrun (P; 3).....	2001n, 02n, 03n		
Jim Schwartz (ST).....	1996n		
Elbert Shelley (ST; 3).....	1992n, 93n, 95n		
Marcus Sherels (PR).....	2016n		
Matthew Slater (ST; 9).....	2011a, 12a, 13a, 14a, 15a, 16a, 17a, 19a, 21a		
Brad Smith (KR).....	2010a		
Clifton Smith (PR).....	2008n		
Detron Smith (ST).....	1999a		
Steve Smith (KR).....	2001n		
Darren Sproles (PR/KR; 3).....	2011n (KR), 14n, 15n		
Rohn Stark (P).....	1992a		
Matt Stover (PK).....	2000a		
Pete Stoyanovich (PK; 2).....	1992a, 97a		
<b>T</b>			
Steve Tasker (ST; 4).....	1992a, 93a, 94a, 95a		
Golden Tate (PR).....	2013n		
Adalius Thomas (ST).....	2003a		
DeAnthony Thomas (PR).....	2014a*		
Bennie Thompson (ST).....	1998a		
Justin Tucker (PK; 7).....	2013a, 16a, 17a, 18a, 19a, 20a, 21a		
Tom Tupa (P).....	1999a		
Matt Turk (P; 3).....	1996n, 97n, 98n		
Rick Tuten (P).....	1994a		
David Tyree (ST).....	2005n		
<b>V</b>			
Mike Vanderjagt (PK).....	2003a		
Tamarick Vanover (KR; 2).....	1996a, 97a		
Darrick Vaughn (KR).....	2000n*		
Jon Vaughn (KR).....	1992a		
Clarence Verdin (PR).....	1992a		
Adam Vinatieri (PK; 3).....	2002a, 04a, 14a		
<b>W</b>			
Blair Walsh (PK).....	2012n*		
Leon Washington (KR; 2).....	2010n, 12n		
Tress Way (P).....	2019n		

Players selected at multiple positions: Most-selected position listed first; years selected at second position marked. If the selections are equal, all years are marked with the position.

a: Player selected to All-AFC Teams

n: Player selected to All-NFC Teams

\*: Player selected to PFWA All-Rookie Team in same season

/r: Rookies not selected to PFWA All-Rookie Teams (1992-2020)

**Bold: Pro Football Hall of Fame inductee**

## MOST PFWA ALL-CONFERENCE PLAYERS BY TEAM (1992-2021)

NFL Team	Offense	Defense	Special	Total
Kansas City.....	<b>42</b>	25	12	79
Minnesota.....	38	28	13	79
Dallas.....	41	27	10	78
New England.....	27	31	<b>20</b>	78
Pittsburgh.....	35	<b>36</b>	3	74
San Francisco.....	33	31	6	70
Baltimore.....	22	28	19	69
Green Bay.....	34	31	3	68
Philadelphia.....	28	30	10	68
Indianapolis.....	35	16	9	60
Denver.....	23	26	8	57
Seattle.....	19	29	9	57
New Orleans.....	29	13	13	55
Las Vegas.....	23	19	11	53
L.A. Chargers.....	15	23	14	52
Tennessee.....	22	16	12	50
Chicago.....	7	23	18	48
L.A. Rams.....	21	15	12	48
Buffalo.....	10	23	11	44
Washington.....	10	14	9	43
Carolina.....	17	15	10	42
Detroit.....	19	13	9	41
Miami.....	9	26	6	41
Atlanta.....	13	12	13	38
N.Y. Jets.....	15	14	9	38
Arizona.....	8	17	11	36
Tampa Bay.....	4	29	3	36
N.Y. Giants.....	12	18	4	34
Cleveland.....	19	6	6	31
Houston.....	14	16	1	31
Cincinnati.....	13	9	3	25
Jacksonville.....	6	11	3	20

Most selections by unit in **bold**.

## MOST PLAYERS SELECTED TO PFWA ALL-CONFERENCE (1992-2021)

### Offense

**AFC:** 5 - Pittsburgh 2017

**NFC:** 5 - San Francisco 1992, Minnesota 1998,

Dallas 2014, Philadelphia 2017

### Defense

**AFC:** 4 - Pittsburgh 1994, Miami 2000,

Jacksonville 2017

**NFC:** 5 - Chicago 2005

### Special Teams

**AFC:** 3 - San Diego 1994

**NFC:** 3 - New Orleans 2002, Chicago 2006,

Chicago 2007, L.A. Rams 2017, New Orleans

2019

## ROOKIES SELECTED TO PFWA ALL-CONFERENCE (1992-2021)

### Selected to All-Conference and All-Rookie Teams (1992-present; 54)

1993 (2) - RB **Jerome Bettis** (n), KR Tyrone Hughes (n)  
 1994 - RB **Marshall Faulk** (a)  
 1995 - RB Curtis Martin (a)  
 1998 - WR **Randy Moss** (n)  
 1999 (3) - DE Jevon Kearse (a), RB **Edgerrin James** (a), PR Charlie Rogers (a)  
 2000 - KR Darrick Vaughn (n)  
 2001 - KR Steve Smith (n)  
 2002 - TE Jeremy Shockey (n)  
 2004 - PR B.J. Sams (a)  
 2005 - KR Jerome Mathis (a)  
 2006 (2) - KR & PR Devin Hester (n)  
 2007 (3) - PK Nick Folk (n), RB Adrian Peterson (n), MLB Patrick Willis (n)  
 2008 (3) - RB Chris Johnson (a), KR Leodis McKelvin (a), PR Clifton Smith (n)  
 2009 (2) - OLB Brian Cushing (a), KR Percy Harvin (n)  
 2010 (2) - PR Marc Mariani (a), DT Ndamukong Suh (n)  
 2011 (2) - OLB Von Miller (a), PR Patrick Peterson (n)  
 2012 - PK Blair Walsh (n)  
 2013 - KR Cordarrelle Patterson (n)  
 2014 (4) - G Joel Bitonio (a), G Zack Martin (n), ILB C.J. Mosley (a), PR DeAnthony Thomas (a)  
 2015 - CB Marcus Peters (a)  
 2016 (2) - RB Ezekiel Elliott (n), KR Tyreek Hill (a)  
 2017 (5) - PR Jamal Agnew (n), ST Budda Baker (n), RB Kareem Hunt (a), RB Alvin Kamara (n), CB Marshon Lattimore (n)  
 2018 (5) - P Michael Dickson (n), S Derwin James (a), OLB Darius Leonard (a), RB Phillip Lindsay (a), G Quenton Nelson (a)  
 2019 (2) - KR Mecole Hardman (a), PR Deonte Harris (n)  
 2020 - DE Chase Young (n)  
 2021 (5) - WR Ja'Marr Chase (a), C Creed Humphrey (a), KR Kene Nwangwu (n), OLB Micah Parsons (n), T Rashawn Slater (a)

### Selected to All-Conference Teams (and not selected to All-Rookie Teams; 1992-present; 5)

1993 (2) - PR Tyrone Hughes (n), KR O.J. McDuffie (a)  
 1994 - KR Andre Coleman (a)  
 2018 - KR Richie James (n)  
 2019 - PR Dontae Johnson (a)

(a) - Player selected to All-AFC Teams  
 (n) - Player selected to All-NFC Teams

**Bold: Pro Football Hall of Fame inductee**

# ALL-CONFERENCE RECORDS (1992-2021)

## OFFENSE

### Most PFWA All-Conference Honors

10 - Alan Faneca G  
9 - Peyton Manning QB  
9 - Jonathan Ogden T  
9 - Willie Roaf T  
8 - Marvin Harrison WR  
7 - Larry Allen G 6/T 1  
7 - Tom Brady QB (active)  
7 - Steve Hutchinson G  
7 - Zack Martin G (active)  
7 - Randall McDaniel G  
7 - Will Shields G  
7 - Joe Thomas T  
7 - Marshal Yanda G  
6 - Brett Favre QB  
6 - Tony Gonzalez TE  
6 - Walter Jones T  
6 - Bruce Matthews G 4/C 2  
6 - Jason Peters T (active)  
6 - Adrian Peterson RB (active)  
6 - Steve Wisniewski G  
5 - Antonio Brown WR (active)  
5 - Drew Brees QB  
5 - Dermontti Dawson C  
5 - Marshall Faulk RB  
5 - Antonio Gates TE  
5 - Rob Gronkowski TE  
5 - DeAndre Hopkins WR (active)  
5 - Julio Jones WR (active)  
5 - Kevin Mawae C  
5 - Randy Moss WR  
5 - Terrell Owens WR  
5 - Orlando Pace T  
5 - Jerry Rice WR  
5 - Aaron Rodgers QB (active)  
5 - Barry Sanders RB

### Most PFWA All-Conference Selections By Position

QB - 9 Peyton Manning  
RB - 6 Adrian Peterson (active)  
WR - 8 Marvin Harrison  
TE - 6 Tony Gonzalez  
C - 5 Dermontti Dawson, Kevin Mawae  
G - 10 Alan Faneca  
T - 9 Jonathan Ogden, Willie Roaf

### Most Consecutive PFWA All-Conference Selections

10 - Alan Faneca G 2000-09  
8 - Marvin Harrison WR 1999-2006  
8 - Jonathan Ogden T 1997-2004  
7 - Larry Allen G/T 1995-2001  
7 - Steve Hutchinson G 2003-09  
7 - Randall McDaniel G 1992-98  
6 - Walter Jones T 2002-07  
6 - Zack Martin G 2014-19  
6 - Will Shields G 2001-06  
5 - Antonio Brown WR 2013-17  
5 - Dermontti Dawson C 1994-98  
5 - Tony Gonzalez TE 1999-2003  
5 - Julio Jones WR 2015-19  
5 - Jerry Rice WR 1992-96  
5 - Steve Wisniewski G 1992-96

### Most Consecutive PFWA All-Conference Selections By Position

QB - 4 Peyton Manning 2003-06, Tom Brady 2014-17  
RB - 4 Emmitt Smith 1992-95, Barry Sanders 1994-97, Marshall Faulk 1998-2001, Adrian Peterson 2007-10  
WR - 8 Marvin Harrison 1999-2006  
TE - 5 Tony Gonzalez 1999-2003  
C - 5 Dermontti Dawson 1994-98  
G - 10 Alan Faneca 2000-09  
T - 8 Jonathan Ogden 1999-2006

## DEFENSE

### Most PFWA All-Conference Honors

8 - Derrick Brooks OLB  
7 - Aaron Donald DT (active)  
7 - Von Miller OLB (active)  
7 - John Randle DT  
7 - Ed Reed S  
6 - Champ Bailey CB  
6 - Brian Dawkins S  
6 - Ray Lewis MLB 4/ILB 2  
6 - Deion Sanders CB  
6 - Junior Seau ILB 3/MLB 2/OLB 1  
6 - Bruce Smith DE  
6 - Earl Thomas S (active)  
6 - DeMarcus Ware OLB  
6 - Reggie White DE  
5 - Geno Atkins DT (active)  
5 - Dwight Freeney DE  
5 - Cameron Jordan DE (active)  
5 - Carnell Lake S  
5 - Khalil Mack OLB 3/DE 2 (active)  
5 - Troy Polamalu S  
5 - Warren Sapp DT  
5 - Richard Seymour DT  
5 - Darren Sharper S  
5 - Michael Strahan DE  
5 - Ndamukong Suh DT (active)  
5 - Brian Urlacher MLB 4/ILB 1  
5 - J.J. Watt DE (active)  
5 - Vince Wilfork DT  
5 - Kevin Williams DT  
5 - Patrick Willis ILB 3/MLB 2  
5 - Charles Woodson CB  
5 - Rod Woodson CB 3/S 2

### Most PFWA All-Conference Selections By Position

DE - 6 Bruce Smith, Reggie White  
DT - 7 Aaron Donald, John Randle  
OLB - 8 Derrick Brooks  
ILB/MLB - 6 Ray Lewis  
CB - 6 Champ Bailey, Deion Sanders  
S - 7 Ed Reed

### Most Consecutive PFWA All-Conference Selections

7 - Aaron Donald DT 2015-21 (active)  
6 - Derrick Brooks OLB 1997-2002  
6 - John Randle DT 1993-98  
6 - Bruce Smith DE 1992-97  
6 - DeMarcus Ware OLB 2006-11  
5 - Cameron Jordan DE 2017-21 (active)  
5 - Von Miller OLB 2014-18  
5 - Warren Sapp DT 1998-2002  
5 - Earl Thomas S 2011-15  
5 - Reggie White DE 1992-96

### Most Consecutive PFWA All-Conference Selections By Position

DE - 6 Bruce Smith 1992-97  
DT - 7 Aaron Donald 2015-21 (active)  
OLB - 6 Derrick Brooks 1997-2002  
ILB/MLB - 4 Junior Seau 1992-95  
CB - 4 Champ Bailey 2003-06  
S - 5 Earl Thomas 2011-15

## SPECIAL TEAMS

### Most PFWA All-Conference Honors

9 - Matthew Slater ST (active)  
7 - Shane Lechler P  
7 - Justin Tucker PK (active)  
6 - Devin Hester KR 3/PR 3  
5 - David Akers PK  
5 - Michael Bates ST 3/KR 2  
5 - Johnny Hekker P (active)  
5 - Cordarrelle Patterson KR (active)

### Most PFWA All-Conference Selections By Position

PK - 7 Justin Tucker (active)  
P - 7 Shane Lechler  
PR - 4 Darrien Gordon  
KR - 5 Cordarrelle Patterson (active)  
ST - 9 Matthew Slater (active)

### Most Consecutive PFWA All-Conference Selections

7 - Matthew Slater ST 2011-17  
6 - Justin Tucker PK 2016-21 (active)  
5 - Michael Bates ST/KR 1996-2000  
5 - Johnny Hekker P 2013-17  
5 - Shane Lechler P 2007-11

### Most Consecutive PFWA All-Conference Selections By Position

PK - 6 Justin Tucker 2016-21 (active)  
P - 5 Shane Lechler 2007-11, Johnny Hekker 2013-17  
KR - 2 Michael Bates 1996-97, Tamarick Vanover 1996-97, Devin Hester 2006-07\*, Cordarrelle Patterson 2015-16, Cordarrelle Patterson 2019-20  
PR - 2 Brian Mitchell 1994-95, Darrien Gordon 1996-97, Devin Hester 2006-07\*, Darren Sproles 2014-15  
ST - 7 Matthew Slater 2011-17

\* - Hester was selected at both PR and KR in 2006 and 2007.

**Bold: Pro Football Hall of Fame inductee**

### PFWA ALL-CONFERENCE MULTIPLE HONOREES (1992-2021)

1993 - NFC Tyrone Hughes, NO (KR & PR)  
1995 - NFC Brian Mitchell, WAS (KR & PR)  
2000 - AFC Derrick Mason, TEN (KR & PR)  
2002 - NFC Michael Lewis, NO (KR & PR)  
2004 - NFC Eddie Drummond, DET (KR & PR)  
2006 - NFC Devin Hester, CHI (KR & PR)  
2007 - NFC Devin Hester, CHI (KR & PR)  
2009 - AFC Josh Cribbs, CLE (KR & PR)  
2015 - AFC Khalil Mack, OAK (DE & OLB)  
2016 - AFC Tyreek Hill, KC (KR & PR)



# ALL-ROOKIE TEAMS (1974-1980)

## 1974

Offense			Defense		
QB	Tom Owen	SF	DE	John Dutton	BAL
RB	Wilbur Jackson	SF	DE	Ed Jones	DAL
RB	Don Woods	SD	DT	Carl Barzilauskas	NYJ
WR	Nat Moore	MIA	DT	Bill Kollar	CIN
WR	Lynn Swann	PIT	OLB	Matt Blair	MIN
TE	Paul Seal	NO	OLB	Sam Hunt	NE
C	Mike Webster	PIT	MLB	Jack Lambert	PIT
G	John Hicks	NYG	CB	Terry Schmidt	NO
G	Tom Mullen	NYG	CB	Roscoe Word	NYJ
T	Charles Getty	KC	S	Prentice McCray	NE
T	Claudie Minor	DEN	S	Bill Simpson	LA
<b>Special Teams</b>					
PK	Efren Herrera	DAL	P	Dave Jennings	NYG

## 1975

Offense			Defense		
QB	Steve Bartkowski	ATL	DE	Mike Hartenstine	CHI
RB	Don Hardeman	HOU	DE	Mack Mitchell	CLE
RB	Mike Thomas	WAS	DT	Gary Johnson	SD
WR	Freddie Solomon	MIA	DT	Louie Kelcher	SD
WR	Rick Upchurch	DEN	OLB	Robert Brazile	HOU
TE	Russ Francis	NE	OLB	Randy White	DAL
C	Bill Reid	SF	MLB	Steve Towle	MIA
G	Lynn Boden	DET	CB	Neal Colzie	OAK
G	Burton Lawless	DAL	CB	Louis Wright	DEN
T	Doug France	LA	S	Ed Jones	BUF
T	Jeff Sevy	CHI	S	Johnnie Gray	GB
<b>Special Teams</b>					
PK	Steve Mike-Mayer	SF	P	Neil Clabo	MIN

## 1976 First Team

Offense			Defense		
QB	Jim Zorn	SEA	DE	Gary Burley	CIN
RB	Clark Gaines	NYJ	DE	Charles Philyaw	OAK
RB	Chuck Muncie	NO	DT	Mike Dawson	STL
WR	Steve Largent	SEA	DT	Steve Niehaus	SEA
WR	Sammy White	MIN	OLB	Greg Buttle	NYJ
TE	David Hill	DET	OLB	Reggie Williams	CIN
C	Randy Cross	SF	MLB	Harry Carson	NYG
G	Tom Glassic	DEN	CB	Marlo Clark	BUF
G	Don Macek	SD	CB	Mike Haynes	NE
T	Mark Koncar	GB	S	Tim Fox	NE
T	Dennis Lick	CHI	S	James Hunter	DET
<b>Special Teams</b>					
PK	Chris Bahr	CIN	P	Rusty Jackson	LA

## 1976 Second Team

Offense			Defense		
QB	Mike Kruczek	PIT	DE	Troy Archer	NYG
RB	Archie Griffin	CIN	DE	Lee Roy Selmon	TB
RB	Lawrence Gaines	DET	DT	Ken Novak	BAL
	Tony Galbreath	NO			
WR	Brian Baschnagel	CHI	DT	John Woodcock	DET
WR	Billy Brooks	CIN	OLB	Larry Gordon	MIA
TE	Bennie Cunningham	PIT	OLB	Dan Jilek	BUF
C	Pete Brock	NE	MLB	Jimbo Elrod	KC
G	Russ Bolinger	DET	CB	Aaron Kyle	DAL
G	Glenn Bujnoch	CIN	CB	Frank Reed	ATL
T	Matt Herkenhoff	KC	S	Gary Barbaro	KC
T	Steve Young	TB	S	Mike Reinfeldt	HOU
<b>Special Teams</b>					
PK	Fred Steinfort	OAK	P	Danny White	DAL

## 1977

Offense			Defense		
QB	Tommy Kramer	MIN	DE	Mike Butler	GB
RB	Rob Carpenter	HOU	DE	A.J. Duhe	MIA
RB	Tony Dorsett	DAL	DT	Bob Baumhower	MIA
WR	Billy Waddy	LA	DT	Eddie Edwards	CIN
WR	Wesley Walker	NYJ	OLB	Kim Bokamper	MIA
TE	Don Hasselbeck	NE	OLB	Bob Brudzinski	LA
C	Bob Rush	SD	MLB	Terry Beeson	SEA
G	George Riehner	HOU	CB	Raymond Clayborn	NE
G	R.C. Thielemann	ATL	CB	Gary Green	KC
T	Ted Albrecht	CHI	S	Bill Currier	HOU
T	Warren Bryant	ATL	S	Vern Roberson	MIA
<b>Special Teams</b>					
PK	Rafael Septien	LA	P	Bucky Dilts	DEN

## 1978

Offense			Defense		
QB	Doug Williams	TB	DE	Al Baker*	DET
RB	Earl Campbell*	HOU	DE	Ross Browner	CIN
RB	Terry Miller	BUF	DT	Dee Hardison	BUF
WR	John Jefferson	SD	DT	Don Latimer	DEN
WR	James Lofton	GB	OLB	John Anderson	GB
TE	Ozzie Newsome	CLE	OLB	Reggie Wilkes	PHI
C	Blair Bush	CIN	MLB	Dan Bunz	SF
G	Walt Downing	SF	CB	Bobby Jackson	NYJ
G	Homer Elias	DET	CB	Ron Johnson	PIT
T	Mike Kenn	ATL	S	Ken Greene	STL
T	Chris Ward	NYJ	S	John Harris	SEA
<b>Special Teams</b>					
PK	Frank Corral*	LA	P	Tom Skladany	DET

## 1979

Offense			Defense		
QB	Phil Simms	NYG	DE	Jesse Baker	HOU
RB	Ottis Anderson*	STL	DE	Dan Hampton	CHI
RB	William Andrews	ATL	DT	Fred Smerlas	BUF
WR	Jerry Butler	BUF	DT	Manu Tuiaosopolo	SEA
WR	Earnest Gray	NYG	OLB	Jim Haslett	BUF
TE	Dan Ross	CIN	OLB	Jerry Robinson	PHI
C	Mark Dennard	MIA	MLB	Stan Blinka	NYJ
G	Cody Risien	CLE	CB	Larry Braziel	BAL
G	Greg Roberts	TB	CB	Henry Williams	OAK
T	Keith Dorney	DET	S	Vernon Perry	HOU
T	Dave Studdard	DEN	S	Brenard Wilson	PHI
<b>Special Teams</b>					
PK	Tony Franklin	PHI	P	Bob Grupp*	KC

## 1980

Offense			Defense		
QB	David Woodley	MIA	DE	Jacob Green	SEA
RB	Joe Cribbs	BUF	DE	Rulon Jones	DEN
RB	Billy Sims	DET	DT	Rush Brown	STL
WR	Ray Butler	BAL	DT	Jim Stuckey	SF
WR	Art Monk	WAS	OLB	Bobby Leopold	SF
TE	Junior Miller	ATL	OLB	Al Richardson	ATL
C	Tommie Ginn	DET	MLB	Buddy Curry	ATL
G	Tyrone McGriff	PIT	CB	Don McNeil	MIA
G	Ray Snell	TB	CB	Roynell Young	PHI
T	Stan Brock	NO	S	Johnnie Johnson	LA
T	Anthony Muñoz	CIN	S	Darrol Ray	NYJ
<b>Special Teams</b>					
PK	Eddie Murray	DET	P	Jim Miller	SF

# ALL-ROOKIE TEAMS (1981-1988)

1981

Offense		Defense			
QB	Neil Lomax	STL	DE	Curtis Green	DET
RB	Joe Delaney	KC	DE	Donnell Thompson	BAL
RB	George Rogers	NO	DT	Bill Neil	NYG
WR	Cris Collinsworth	CIN	DT	Johnny Robinson	OAK
WR	Ken Margerum	CHI	OLB	Hugh Green	TB
TE	Greg LaFleur	STL	OLB	Lawrence Taylor*	NYG
C	John Scully	ATL	MLB	Mike Singletary	CHI
G	Billy Ard	NYG	CB	Ronnie Lott*	SF
G	Curt Marsh	OAK	CB	Everson Walls	DAL
T	Joe Jacoby	WAS	S	Kenny Easley	SEA
T	Keith Van Horne	CHI	S	Carlton Williamson	SF
<b>Special Teams</b>					
PK	Mick Luckhurst	ATL	P	Tom Orosz	MIA

1985

Offense		Defense			
QB	Dieter Brock	LARams	DE	Ray Childress	HOU
RB	Gary Anderson	SD	DE	Garin Veris	NE
RB	Kevin Mack	CLE	DT	Tim Newton	MIN
WR	Eddie Brown	CIN	OLB	Duane Bickett	IND
WR	Jerry Rice	SF	OLB	Chris Doleman	MIN
TE	Mark Bavaro	NYG	ILB	Jack Del Rio	NO
C	Bart Oates	NYG	ILB	Brian Noble	GB
G	Bill Fralic	ATL	CB	Derrick Burroughs	BUF
G	Tom Thayer	CHI	CB	John Hendy	SD
T	Lomas Brown	DET	S	Raphel Cherry	WAS
T	Jim Lachey	SD	S	Lonnie Young	STL
<b>Special Teams</b>					
PK	Kevin Butler	CHI	P	Dale Hatcher*	LARams

1982

Offense		Defense			
QB	Jim McMahon	CHI	DE	Bruce Clark	NO
RB	Marcus Allen*	LARaid	DE	Kenneth Sims	NE
RB	Butch Woolfolk	NYG	DT	Lester Williams	NE
WR	Charlie Brown	WAS	DT	Leo Wisniewski	BAL
WR	Lindsay Scott	NO	OLB	Chip Banks	CLE
TE	Pete Metzelaars	SEA	OLB	Johnnie Cooks	BAL
C	Rich Umphrey	NYG	MLB	Tom Cousineau	CLE
G	Brad Edelman	NO	CB	Vernon Dean	WAS
G	Sean Farrell	TB	CB	Bobby Watkins	DET
T	Tootie Robbins	STL	S	Benny Perrin	STL
T	Luis Sharpe	STL	S	Andre Young	SD
<b>Special Teams</b>					
PK	Gary Anderson	PIT	P	Rohn Stark	BAL

1986

Offense		Defense			
QB	Jim Everett	LARams	DE	Leslie O'Neal	SD
RB	Rueben Mayes	NO	DE	Brent Williams	NE
RB	John Williams	SEA	DT	Tony Casillas	ATL
WR	Bill Brooks	IND	DT	Reggie Singletary	PHI
WR	Ernest Givins	HOU	OLB	Tim Cofield	KC
TE	Greg Baty	NE	OLB	Charles Haley	SF
C	Matt Darwin	PHI	ILB	Dino Hackett	KC
G	Tom Newberry	LARams	ILB	John Offerdahl	MIA
G	Will Wolford	BUF	CB	Don Griffin	SF
T	Brian Jozwiak	KC	CB	Tim McKyer	SF
T	J.D. Maarleveld	TB	S	David Fulcher	CIN
<b>Special Teams</b>					
PK	John Lee	STL	P	John Teltschik	PHI

1983

Offense		Defense			
QB	Dan Marino	MIA	DE	Mike Pitts	ATL
RB	Eric Dickerson*	LARams	DE	Greg Townsend	LARaid
RB	Curt Warner	SEA	DT	Bill Pickel	LARaid
WR	Jeff Chadwick	DET	DT	Andrew Provence	ATL
WR	Willie Gault	CHI	OLB	John Rade	ATL
TE	Tony Hunter	BUF	OLB	Vernon Maxwell	BAL
C	Dave Rimington	CIN	MLB	Mike Green	SD
G	Chris Hinton	BAL	CB	Darrell Green	WAS
G	Bruce Matthews	HOU	CB	Denny Walters	SD
T	Jimbo Covert	CHI	S	Bill Bates	DAL
T	Harvey Salem	HOU	S	Terry Kinard	NYG
<b>Special Teams</b>					
PK	Ali Haji-Sheikh*	NYG	P	Reggie Roby	MIA

1987

Offense		Defense			
QB	Vinny Testaverde	TB	DE	John Bosa	MIA
RB	Christian Okoye	KC	DE	Shawn Knight	NO
RB	Troy Stradford	MIA	DT	Jerry Ball	DET
WR	Ricky Nattiel	DEN	DT	Jerome Brown	PHI
WR	Frankie Neal	GB	OLB	Cornelius Bennett	BUF
TE	Robert Awalt	STL	OLB	Alex Gordon	NYJ
C	no selection		ILB	Brian Bosworth	SEA
G	Todd Peat	STL	ILB	Shane Conlan	BUF
G	Steve Trapilo	NO	CB	Delton Hall	PIT
T	Bruce Armstrong	NE	CB	Nate Odomes	BUF
T	Harris Barton	SF	S	Gene Atkins	NO
<b>Special Teams</b>					
PK	Jeff Jaeger	CLE	P	Ruben Rodriguez	SEA

1984

Offense		Defense			
QB	Warren Moon	HOU	DE	Alphonso Carreker	GB
RB	Alfred Anderson	MIN	DE	Blaise Winter	IND
RB	Greg Bell	BUF	DT	Bill Maas	KC
WR	Louis Lipps	PIT	OLB	Carl Banks	NYG
WR	Daryl Turner	SEA	OLB	Keith Browner	TB
TE	Clarence Kay	DEN	ILB	Eugene Lockhart	DAL
C	Jim Sweeney	NYJ	ILB	Gary Reasons	NYG
G	Brian Blados	CIN	CB	Frank Minnifield	CLE
G	Ron Solt	IND	CB	Kevin Ross	KC
T	Ron Heller	TB	S	Tom Flynn	GB
T	Dean Steinkuhler	HOU	S	Don Rogers	CLE
<b>Special Teams</b>					
PK	Paul McFadden	PHI	P	Brian Hansen	NO

1988

Offense		Defense			
QB	Chris Chandler	IND	DE	Michael Dean Perry	CLE
RB	John Stephens	NE	DE	Daniel Stubbs	SF
RB	Ickey Woods	CIN	DT	Tim Goad	NE
WR	Brian Blades	SEA	DT	Pierce Holt	SF
WR	Tim Brown	LARaid	OLB	Aundray Bruce	ATL
TE	Keith Jackson*	PHI	OLB	O'Brien Alston	IND
C	no selection		ILB	Bill Romanowski	SF
G	Randall McDaniel	MIN	ILB	Sidney Coleman	TB
G	Eric Moore	NYG	CB	Chris Spielman	DET
T	Jumbo Elliott	NYG	CB	Eric Allen	PHI
T	Paul Gruber	TB	S	James Hasty	NYJ
<b>Special Teams</b>					
PK	Chip Lohmiller	WAS	P	Jeff Feagles	NE

# ALL-ROOKIE TEAMS (1989-1996)

1989

Offense		Defense			
QB	Troy Aikman	DAL	DE	Trace Armstrong	CHI
RB	Barry Sanders*	DET	DE	Burt Grossman	SD
RB	Bobby Humphrey	DEN	DT	Bill Hawkins	LARams
WR	Shawn Collins	ATL	DT	Tracy Rocker	WAS
WR	Andre Rison	IND	OLB	Jeff Lageman	NYJ
TE	Travis McNeal	SEA	OLB	Derrick Thomas	KC
C	Courtney Hall	SD	ILB	Jerry Olsavsky	PIT
G	Steve Wisniewski	LARaid	CB	Robert Massey	NO
G	Joe Wolf	PHX	CB	Deion Sanders	ATL
T	Kevin Haverdink	NO	S	Steve Atwater	DEN
T	Andy Heck	SEA	S	Carnell Lake	DET
<b>Special Teams</b>					
PK	Chris Jacke	GB	P	Chris Mohr	TB

1990

Offense		Defense			
QB	Jeff George	IND	DE	Ray Agnew	NE
RB	Johnny Johnson	PHX	DE	Renaldo Turnbull	SD
RB	Emmitt Smith	DAL	DT	Jimmie Jones	DAL
WR	Fred Barnett	PHI	DT	Cortez Kennedy	SEA
WR	Rob Moore	NYJ	OLB	James Francis	CIN
	Ricky Proehl	PHX	OLB	Aaron Wallace	LARaid
TE	Eric Green	PIT	ILB	Percy Snow	KC
C	Tim Grunhard	KC	CB	Ben Smith	PHI
G	Keith Sims	MIA	CB	James Williams	BUF
G	Dave Szott	KC	S	Robert Blackmon	SEA
T	Leo Goeas	SD	S	Mark Carrier	CHI
T	Richmond Webb	MIA			
<b>Special Teams</b>					
PK	Steve Christie	TB			

1991

Offense		Defense			
QB	no selection		DE	Phil Hansen	BUF
RB	Ricky Ervins	WAS	DE	Kenny Walker	DEN
RB	Leonard Russell	NE	DT	Moe Gardner	ATL
WR	Lawrence Dawsey	TB	DT	Russell Maryland	DAL
WR	Mike Pritchard	ATL	OLB	Mike Croel	DEN
TE	Adrian Cooper	PIT	OLB	Mo Lewis	NYJ
C	John Flannery	HOU	ILB	Darrick Brownlow	DAL
G	Ed King	CLE	ILB	Keith Traylor	DEN
G	Eric Moten	SD	CB	Larry Brown	DAL
T	Antone Davis	PHI	CB	Aeneas Williams	PHX
T	Pat Harlow	NE	S	Stanley Richard	SD
			S	Eric Turner	CLE
<b>Special Teams</b>					
PK	John Kasay	PHI			

1992

Offense		Defense			
QB	David Klingler	CIN	DE	Santana Dotson	TB
RB	Vaughn Dunbar	NO	DE	Chris Mims	SD
RB	Amp Lee	SF	DT	Steve Emtman	ATL
WR	Carl Pickens	CIN	DT	Sean Gilbert	LARams
WR	Arthur Marshall	DEN	OLB	Quentin Coryatt	IND
TE	Johnny Mitchell	NYJ	OLB	Marco Coleman	MIA
C	Matt Elliott	WAS	ILB	Robert Jones	DAL
G	no selection		ILB	Ricardo McDonald	CIN
G	no selection		CB	Dale Carter	KC
T	Troy Auzenne	CHI	CB	Troy Vincent	MIA
T	Eugene Chung	NE	S	Dana Hall	SF
			S	Darren Perry	PIT
<b>Special Teams</b>					
PK	Jason Hanson	DET	P	Klaus Wilmsmeyer	SF
KR	Desmond Howard	WAS	PR	Dale Carter	KC
ST	Darren Woodson	DAL			

1993

Offense		Defense			
QB	Rick Mirer	SEA	DE	John Copeland	CIN
RB	Jerome Bettis*	LARams	DE	Eric Curry	TB
RB	Reggie Brooks	WAS	DT	Leonard Renfro	PHI
WR	Vincent Brisby	NE	DT	Dana Stubblefield	SF
WR	James Jett	LARaid	OLB	Darrin Smith	DAL
TE	Tony McGee	CIN	OLB	Wayne Simmons	GB
C	Steve Everitt	CLE	ILB/MLB	Chad Brown	PIT
G	Lincoln Kennedy	ATL	ILB/MLB	Steve Tovar	CIN
G	Will Shields	KC	CB	Tom Carter	WAS
T	Brad Hopkins	HOU	CB	Darrien Gordon	SD
T	Willie Roaf	NO	S	Roger Harper	ATL
			S	George Teague	GB
<b>Special Teams</b>					
PK	Jason Elam	DEN	P	John Jett	DAL
KR	Tyrone Hughes*	NO	PR	Tyrone Hughes	NO
ST	Jessie Armstead	NYG			

1994

Offense		Defense			
QB	Heath Shuler	WAS	DE	Sam Adams	SEA
RB	Marshall Faulk	IND	DE	Joe Johnson	NO
RB	Errict Rhett	TB	DT	Tim Bowens	MIA
WR	Derrick Alexander	CLE	DT	Bryant Young	SF
WR	Darnay Scott	CIN	LB	Aubrey Beavers	MIA
TE	Andrew Jordan	MIN	LB	Rob Fredrickson	LARaid
C	Kevin Mawae	SEA	LB	Willie McGinest	NE
G	Joe Panos	PHI	LB	Lee Woodall	SF
G	Anthony Redmon	ARI	CB	Antonio Langham	CLE
T	Larry Allen	DAL	CB	Dewayne Washington	MIN
T	Todd Steussie	MIN	S	Keith Lyle	LARams
			S	Darryl Morrison	WAS
<b>Special Teams</b>					
PK	Chris Boniol	DAL	P	Pat O'Neill	NE
KR	Andre Coleman	SD	PR	Jeff Burris	BUF
ST	Sam Rogers	BUF			

1995

Offense		Defense			
QB	Kerry Collins	CAR	DE	Hugh Douglas	NYJ
RB	Terrell Davis	DEN	DE	Mike Mamula	PHI
RB	Curtis Martin	NE	DT	Warren Sapp	TB
WR	Joey Galloway	SEA	DT	Gary Walker	HOU
WR	Chris Sanders	HOU	LB	Derrick Brooks	TB
TE	Ken Dilger	IND	LB	Mark Fields	NO
C	Dave Wohlbaugh	NE	LB	Ted Johnson	NE
G	Ruben Brown	BUF	CB	Tyrone Poole	CAR
G	Brenden Stai	PIT	CB	Bobby Taylor	PHI
T	Tony Boselli	JAX	S	Devin Bush	ATL
T	Blake Brockermeyer	CAR	S	Orlando Thomas	MIN
<b>Special Teams</b>					
PK	Cole Ford	OAK	P	Tom Hutton	PHI
KR	Tamarick Vanover	KC	PR	Tamarick Vanover	KC
ST	Chad Cascadden	NYJ			

1996

Offense		Defense			
QB	Tony Banks	STL	DE	Tony Brackens	JAX
RB	Karim Abdul-Jabbar	MIA	DE	Simeon Rice	ARI
RB	Eddie George	HOU	DT	Daryl Gardener	MIA
WR	Terry Glenn	NE	DT	Devin Wyman	NE
WR	Eddie Kennison	STL	LB	Kevin Hardy	JAX
TE	Jason Dunn	PHI	LB	John Mobley	DEN
C	Aaron Graham	ARI	LB	Zach Thomas	MIA
G	Jeff Hartings	DET	CB	Donnie Abraham	TB
G	Jonathan Ogden	BAL	CB	Walt Harris	CHI
T	Willie Anderson	CIN	S	Brian Dawkins	PHI
T	John Michels	GB	S	Lawyer Milloy	NE
<b>Special Teams</b>					
PK	Adam Vinatieri	NE	P	no selection	
KR	Eric Moulds	BUF	PR	Eddie Kennison	STL
ST	Larry Izzo	MIA			

# ALL-ROOKIE TEAMS (1997-2004)

1997

Offense			Defense		
QB	Jake Plummer	ARI DE	Darrell Russell	OAK	QB
RB	Corey Dillon	CIN DE	Jason Taylor	MIA	RB
RB	Warrick Dunn	TB DT	Antonio Anderson	DAL	RB
WR	Reidel Anthony	TB DT	Renaldo Wynn	JAX	WR
WR	Rae Carruth	CAR OLB	Peter Boulware	BAL	WR
TE	Tony Gonzalez	KC OLB	Dexter Coakley	DAL	TE
C	Calvin Collins	ATL ILB	Matt Russell	DET	C
G	Tarik Glenn	IND CB	Shawn Springs	SEA	G
G	Frank Middleton	TB CB	Bryant Westbrook	DET	G
T	Walter Jones	SEA S	Sam Garnes	NYG	T
T	Ross Verba	GB S	Sammy Knight	NO	T
<b>Special Teams</b>					
PK	John Hall	NYJ P	Ken Walter	CAR	PK
KR	Byron Hanspard	ATL PR	Leon Johnson	NYJ	KR
ST	no selection				ST

2001

Offense			Defense		
QB	Chris Weinke	CAR DE	Richard Seymour	NE	QB
RB	Anthony Thomas	CHI DE	Justin Smith	CIN	RB
RB	LaDainian Tomlinson	SD DT	Shaun Rogers	DET	RB
WR	Chris Chambers	MIA DT	Gerrard Warren	CLE	WR
WR	Rod Gardner	WAS LB	Kendrell Bell	PIT	WR
TE	Eric Johnson	SF LB	Dan Morgan	CAR	TE
C	Dominic Raiola	DET LB	Tommy Polley	STL	C
G	Leonard Davis	ARI CB	Anthony Henry	CLE	G
G	Steve Hutchinson	SEA CB	Fred Smoot	WAS	G
T	Jeff Backus	DET S	Adam Archuleta	STL	T
T	Kenyatta Walker	TB S	Idrees Bashir	IND	T
<b>Special Teams</b>					
PK	Jay Feely	ATL P	Jason Baker	SF	PK
KR	Steve Smith*	CAR PR	Steve Smith	CAR	KR
ST	Jamie Winborn	SF			ST

1998

Offense			Defense		
QB	Peyton Manning	IND DE	Vonnie Holliday	GB	QB
RB	Robert Edwards	NE DE	Andre Wadsworth	ARI	RB
RB	Fred Taylor	JAX DT	Larry Chester	IND	RB
WR	Randy Moss*	MIN DT	Brandon Whiting	PHI	WR
WR	Jerome Pathon	IND LB	Sam Cowart	BUF	WR
TE	Cam Cleeland	NO LB	Anthony Simmons	SEA	TE
C	Kevin Long	TEN LB	Takeo Spikes	CIN	C
G	Steve McKinney	IND CB	Terry Fair*	DET	G
G	Kyle Turley	NO CB	Charles Woodson	OAK	G
T	Jason Fabini	NYJ S	Donovin Darius	JAX	T
T	Ephraim Salaam	ATL S	Tony Parrish	CHI	T
<b>Special Teams</b>					
PK	Mike Vanderjagt	IND P	Brad Costello	CIN	PK
KR	Terry Fair	DET PR	Jacquez Green	TB	KR
ST	Tim Dwight	ATL			ST

2002

Offense			Defense		
QB	David Carr	HOU DL	Dwight Freeneey	IND	QB
RB	William Green	CLE DL	Carlos Hall	TEN	RB
RB	Clinton Portis	DEN DL	John Henderson	JAX	RB
WR	Antonio Bryant	DAL DL	Julius Peppers	CAR	WR
WR	Donte' Stallworth	NO LB	Scott Fujita	KC	WR
TE	Jeremy Shockey	NYG LB	Napoleon Harris	OAK	TE
C	Jason Ball	SD LB	Ben Leber	SD	C
G	LeCharles Bentley	NO CB	Quentin Jammer	SD	G
G	Kendall Simmons	PIT CB	Derek Ross	DAL	G
T	Levi Jones	CIN S	Ed Reed	BAL	T
T	Mike Williams	BUF S	Roy Williams	DAL	T
<b>Special Teams</b>					
PK	Matt Bryant	NYG P	Dave Zastudil	BAL	PK
KR	Andre Davis	CLE PR	Antwaan Randle El	PIT	KR
ST	Michael Lewis	PHI			ST

1999

Offense			Defense		
QB	Tim Couch	CLE DE	Russell Davis	CHI	QB
RB	Olandis Gary	DEN DE	Ebenezer Ekuban	DAL	RB
RB	Edgerrin James*	IND DE	Jevon Kearse*	TEN	RB
WR	Torry Holt	STL DT	Jason Wiltz	NYJ	WR
WR	Kevin Johnson	CLE LB	Chris Claiborne	DET	WR
TE	Jed Weaver	PHI LB	Andy Katzenmoyer	NE	TE
C	Damien Woody	NE LB	Mike Peterson	IND	C
G	Doug Brzezinski	PHI CB	Champ Bailey	WAS	G
G	Randy Thomas	NYJ CB	Fernando Bryant	JAX	G
T	Jon Jansen	WAS S	Cory Hall	CIN	T
T	Chris Terry	CAR S	Jason Perry	SD	T
<b>Special Teams</b>					
PK	Martin Gramatica	TB P	Hunter Smith	IND	PK
KR	Terrence Wilkins	IND PR	Charlie Rogers*	SEA	KR
ST	John McLaughlin	TB			ST

2003

Offense			Defense		
QB	Byron Leftwich	JAX DE	Tyler Brayton	OAK	QB
RB	Domanick Davis	HOU DE	Kevin Williams	MIN	RB
RB	Onterrio Smith	MIN DT	Johnathan Sullivan	NO	RB
WR	Anquan Boldin	ARI DT	Dewayne Robertson	NYJ	WR
WR	Andre Johnson	HOU OLB	Terrelluggs	BAL	WR
TE	Jason Witten	DAL OLB	Pisa Tinoisamoa	STL	TE
C	Dan Koppen	NE MLB	Nick Barnett	GB	C
G	Vince Manuwai	JAX CB	Terence Newman	DAL	G
G	Eric Steinbach	CIN CB	Marcus Trufant	SEA	G
T	Jordan Gross	CAR S	Ken Hamlin	SEA	T
T	Wade Smith	MIA S	Eugene Wilson	NE	T
<b>Special Teams</b>					
PK	Josh Brown	SEA P	Eddie Johnson	MIN	PK
KR	Bethel Johnson	NE PR	Zuriel Smith	DAL	KR
ST	David Tyree	NYG			ST

2000

Offense			Defense		
QB	Doug Johnson	ATL DL	Courtney Brown	CLE	QB
RB	Mike Anderson	DEN DL	Chris Hovan	MIN	RB
RB	Jamal Lewis	BAL DL	Darren Howard	NO	RB
WR	Darrell Jackson	SEA DL	Corey Simon	PHI	WR
WR	Sylvester Morris	KC LB	LaVar Arrington	WAS	WR
TE	Anthony Becht	NYJ LB	Na'il Diggs	GB	TE
C	Jean-Phillipe Darche	SEA LB	Brian Urlacher	CHI	C
G	Jeno James	CAR CB	Pat Dennis	KC	G
G	Brad Meester	JAX CB	Ahmed Plummer	SF	G
T	Chris Samuels	WAS S	Mike Brown	CHI	T
T	Todd Wade	MIA S	Greg Wesley	KC	T
<b>Special Teams</b>					
PK	Paul Edinger	CHI P	Shane Lechler	OAK	PK
KR	Darrick Vaughn	ATL PR	Hank Poteat	PIT	KR
ST	Jean-Phillipe Darche	SEA			ST

2004

Offense			Defense		
QB	Ben Roethlisberger	PIT DE	Jared Allen	KC	QB
RB	Kevin Jones	DET DE	Will Smith	NO	RB
RB	Julius Jones	DAL DT	Darnell Dockett	ARI	RB
WR	Michael Clayton	TB DT	Tommie Harris	CHI	WR
WR	Roy Williams	DET OLB	Karlos Dansby	ARI	WR
TE	Chris Cooley	WAS OLB	D.J. Williams	DEN	TE
C	Alex Stepanovich	ARI MLB	Jonathan Vilma	NYJ	C
G	Jacob Bell	TEN CB	Chris Gamble	CAR	G
G	Chris Snee	NYG CB	Dunta Robinson	HOU	G
T	Robert Gallery	OAK S	Michael Boulware	SEA	T
T	Shane Olivea	SD S	Sean Taylor	WAS	T
<b>Special Teams</b>					
PK	Nate Kaeding	SD P	Kyle Larson	CIN	PK
KR	Wes Welker	MIA PR	B.J. Sams	BAL	KR
ST	Keith Lewis	SF			ST

# ALL-ROOKIE TEAMS (2005-2012)

## 2005

Offense		Defense			
QB	Kyle Orton	CHI	DL	Luis Castillo	SD
RB	Ronnie Brown	MIA	DL	Trent Cole	PHI
RB	Cadillac Williams	TB	DL	Mike Patterson	PHI
WR	Mark Clayton	BAL	DL	Marcus Spears	DAL
WR	Chris Henry	CIN	LB	Shawne Merriman	SD
TE	Heath Miller	PIT	LB	Lofa Tatupu	SEA
C	Chris Spencer	SEA	LB	Odell Thurman	CIN
G	Dan Buenning	TB	CB	Ellis Hobbs	NE
G	Logan Mankins	NE	CB	Darrent Williams	DEN
T	Jammal Brown	NO	S	Nick Collins	GB
T	Khalif Barnes	JAX	S	Kerry Rhodes	NYJ
<b>Special Teams</b>					
PK	Mike Nugent	NYJ	P	Chris Kluwe	MIN
KR	Jerome Mathis*	HOU	PR	Adam Jones	TEN
ST	Michael Boley	ATL			

## 2006

Offense		Defense			
QB	Vince Young	TEN	DL	Mark Anderson	CHI
RB	Reggie Bush	NO	DL	Barry Coffield	NYG
RB	Maurice Jones-Drew	JAX	DL	Tamba Hali	KC
WR	Marques Colston	NO	DL	Haloti Ngata	BAL
WR	Greg Jennings	GB	LB	A.J. Hawk	GB
TE	Owen Daniels	HOU	LB	DeMeco Ryans	HOU
C	Nick Mangold	NYJ	LB	Ernie Sims	DET
G	Daryn Colledge	GB	CB	Tye Hill	STL
G	Jahri Evans	NO	CB	Richard Marshall	CAR
T	D'Brickshaw Ferguson	NYJ	S	Dawan Landry	BAL
T	Marcus McNeill	SD	S	Donte Whitner	BUF
<b>Special Teams</b>					
PK	Stephen Gostkowski	NE	P	Ryan Plackemeier	SEA
KR	Devin Hester	CHI	PR	Devin Hester*	CHI
ST	Bernard Pollard	KC			

## 2007

Offense		Defense			
QB	Trent Edwards	BUF	DE	Gaines Adams	TB
RB	Adrian Peterson	MIN	DE	Brian Robison	MIN
RB	Marshawn Lynch	BUF	DT	Edward Johnson	IND
WR	Dwayne Bowe	KC	DT	Amobi Okoye	HOU
WR	Calvin Johnson	DET	OLB	Jon Beason	CAR
TE	Greg Olsen	CHI	OLB	David Harris	NYJ
C	Samson Satele	MIA	MLB	Patrick Willis*	SF
G	Ben Grubbs	BAL	CB	Leon Hall	CIN
G	Arron Sears	TB	CB	Darrelle Revis	NYJ
T	Joe Thomas	CLE	S	LaRon Landry	WAS
T	Tony Ugho	IND	S	Reggie Nelson	JAX
<b>Special Teams</b>					
PK	Nick Folk	DAL	P	Daniel Sepulveda	PIT
KR	Yamon Figurs	BAL	PR	Ted Ginn Jr.	MIA
ST	Brandon Siler	SD			

## 2008

Offense		Defense			
QB	Matt Ryan	ATL	DL	Sedrick Ellis	NO
RB	Matt Forte	CHI	DL	Jason Jones	TEN
RB	Chris Johnson	TEN	DL	Kendall Langford	MIA
WR	DeSean Jackson	PHI	DL	Chris Long	STL
WR	Eddie Royal	DEN	LB	Xavier Adibi	HOU
TE	John Carlson	SEA	LB	Curtis Lofton	ATL
C	Jamey Richard	IND	LB	Jerod Mayo	NE
G	Carl Nicks	NO	CB	Brandon Flowers	KC
G	Mike Pollak	IND	CB	Dominique Rodgers-Cromartie	ARI
T	Ryan Clady	DEN	S	Chris Horton	WAS
T	Jake Long	MIA	S	Kenny Phillips	NYG
<b>Special Teams</b>					
PK	Dan Carpenter	MIA	P	Brett Kern	DEN
KR	Leodis McKelvin	BUF	PR	Clifton Smith	TB
ST	no selection				

## 2009

Offense		Defense			
QB	Mark Sanchez	NYJ	DL	Tyson Jackson	KC
RB	Knowshon Moreno	DEN	DL	Terrance Knighton	JAX
RB	Beanie Wells	ARI	DL	B.J. Raji	GB
WR	Austin Collie	IND	DL	Matt Shaughnessy	OAK
WR	Percy Harvin	MIN	LB	Brian Cushing	HOU
TE	Brandon Pettigrew	DET	LB	Clay Matthews	GB
C	Alex Mack	CLE	LB	Brian Orakpo	WAS
G	Andy Levitre	BUF	CB	Vontae Davis	MIA
G	Louis Vasquez	SD	CB	Jacob Lacey	IND
T	Phil Loadholt	MIN	S	Jairus Byrd	BUF
T	Michael Oher	BAL	S	Louis Delmas	DET
<b>Special Teams</b>					
PK	Ryan Succop	KC	P	Pat McAfee	IND
KR	Percy Harvin	MIN	PR	Quan Cosby	CIN
ST	LaRod Stephens-Howling	ARI			

## 2010

Offense		Defense			
QB	Sam Bradford	STL	DL	Tyson Alualu	JAX
RB	LeGarrette Blount	TB	DL	Carlos Dunlap	CIN
RB	Chris Ivory	NO	DL	Lamarr Houston	OAK
WR	Dez Bryant	DAL	DL	Ndamukong Suh*	DET
WR	Mike Williams	TB	LB	Pat Angerer	IND
TE	Rob Gronkowski	NE	LB	Rolando McClain	OAK
C	Maurkice Pouncey	PIT	LB	Koa Misi	MIA
G	Mike Iupati	SF	CB	Joe Haden	CLE
G	John Jerry	MIA	CB	Devin McCourty	NE
T	Bryan Bulaga	GB	S	Eric Berry	KC
T	Rodger Saffold	STL	S	T.J. Ward	CLE
<b>Special Teams</b>					
PK	Clint Stitser	CIN	P	Zoltan Mesko	NE
KR	Jacoby Ford	OAK	PR	Marc Mariani	TEN
ST	T.J. Ward	CLE			

## 2011

Offense		Defense			
QB	Cam Newton	CAR	DE	Jabaal Sheard	CLE
RB	Roy Helu	WAS	DE	J.J. Watt	HOU
RB	DeMarco Murray	DAL	DT	Marcell Dareus	BUF
WR	A.J. Green	CIN	DT	Phil Taylor	CLE
WR	Julio Jones	ATL	LB	Ryan Kerrigan	WAS
TE	Kyle Rudolph	MIN	LB	Von Miller	DEN
C	Mike Pouncey	MIA	LB	Aldon Smith	WAS
G	Danny Watkins	PHI	CB	Patrick Peterson	ARI
G	Stefen Wisniewski	OAK	CB	Richard Sherman	SEA
T	Tyron Smith	DAL	S	Chris Conte	CHI
T	Nate Solder	NE	S	Chris Harris	DEN
<b>Special Teams</b>					
PK	Dan Bailey	DAL	P	Matt Bosher	ATL
KR	Randall Cobb	GB	PR	Patrick Peterson*	ARI
ST	Akeem Dent	ATL			

## 2012

Offense		Defense			
QB	Robert Griffin III	WAS	DL	Michael Brockers	STL
RB	Alfred Morris	WAS	DL	Fletcher Cox	PHI
RB	Doug Martin	TB	DL	Chandler Jones	NE
WR	Justin Blackmon	JAX	DL	Bruce Irvin	SEA
WR	T.Y. Hilton	IND	LB	Lavonte David	TB
TE	Dwayne Allen	IND	LB	Luke Kuechly	CAR
C	no selection		LB	Bobby Wagner	SEA
G	Amini Silatolu	CAR	CB	Casey Hayward	GB
G	Kevin Zeitler	CIN	CB	Janoris Jenkins	STL
T	Matt Kalil	MIN	S	Mark Barron	TB
T	Mitchell Schwartz	CLE	S	Harrison Smith	MIN
<b>Special Teams</b>					
PK	Blair Walsh*	MIN	P	Bryan Anger	JAX
KR	David Wilson	NYG	PR	T.Y. Hilton	IND
ST	Johnson Bademosi	CLE			

# ALL-ROOKIE TEAMS (2013-2020)

## 2013

Offense			Defense		
QB	Mike Glennon	TB DL	Ezekiel Ansah	DET	
RB	Giovanni Bernard	CIN DL	Star Lotulelei	CAR	
RB	Eddie Lacy	GB DL	Sheldon Richardson	NYJ	
WR	Keenan Allen	SD DL	Kawann Short	CAR	
WR	DeAndre Hopkins	HOU LB	Kiko Alonso	BUF	
TE	Jordan Reed	WAS LB	Sio Moore	OAK	
C	Travis Frederick	DAL LB	Alec Ogletree	STL	
G	Kyle Long	CHI CB	Tyrann Mathieu	ARI	
G	Larry Warford	DET CB	Desmond Trufant	ATL	
T	D.J. Fluker	SD S	Eric Reid	SF	
T	Justin Pugh	NYG S	Kenny Vaccaro	NO	
<b>Special Teams</b>					
PK	Caleb Sturgis	MIA P	Sam Martin	DET	
KR	Cordarrelle Patterson*	MIN PR	Tavon Austin	STL	
ST	Don Jones	MIA			

## 2014

Offense			Defense		
QB	Teddy Bridgewater	MIN DL	Aaron Donald	STL	
RB	Jeremy Hill	CIN DL	Timmy Jernigan	BAL	
RB	Tre Mason	STL DL	Kony Ealy	CAR	
WR	Odell Beckham Jr.	NYG DL	Justin Ellis	OAK	
WR	Mike Evans	TB LB	Chris Borland	SF	
TE	Jace Amaro	NYJ LB	Khalil Mack	OAK	
C	Corey Linsley	GB LB	C.J. Mosley	BAL	
G	Joel Bitonio	CLE CB	Kyle Fuller	CHI	
G	Zack Martin	DAL CB	E.J. Gaines	STL	
T	Taylor Lewan	TEN S	Deone Bucannon	ARI	
T	Ja'Wuan James	MIA S	Ha Ha Clinton-Dix	GB	
<b>Special Teams</b>					
PK	Cody Parkey	PHI P	Pat O'Donnell	CHI	
KR	Jarvis Landry	MIA PR	De'Anthony Thomas	KC	
ST	Trey Burton	PHI			

## 2015

Offense			Defense		
QB	Jameis Winston	TB DL	Malcom Brown	NE	
RB	Todd Gurley	STL DL	Eddie Goldman	CHI	
RB	Thomas Rawls	SEA DL	Danielle Hunter	MIN	
WR	Amari Cooper	OAK DL	Leonard Williams	NYJ	
WR	Stefon Diggs	MIN LB	Kwon Alexander	TB	
TE	Will Tye	NYG LB	Stephone Anthony	NO	
C	Mitch Morse	KC LB	Eric Kendricks	MIN	
G	Ali Marpet	TB CB	Ronald Darby	BUF	
G	Brandon Scherff	WAS CB	Marcus Peters	KC	
T	Rob Havenstein	STL S	Adrian Amos	CHI	
T	Donovan Smith	TB S	Landon Collins	NYG	
<b>Special Teams</b>					
PK	Josh Lambo	SD P	Matt Darr	MIA	
KR	Tyler Lockett	SEA PR	Tyler Lockett	SEA	
ST	Tyler Lockett	SEA			

## 2016

Offense			Defense		
QB	Dak Prescott	DAL DL	Joey Bosa	SD	
RB	Ezekiel Elliott*	DAL DL	DeForest Buckner	SF	
RB	Jordan Howard	CHI DL	Chris Jones	KC	
WR	Sterling Shepard	NYG DL	Yannick Ngakoue	JAX	
WR	Michael Thomas	NO LB	Jatavis Brown	SD	
TE	Hunter Henry	SD LB	Leonard Floyd	CHI	
C	Cody Whitehair	CHI LB	Deion Jones	ATL	
G	Joe Thuney	NE CB	Vernon Hargreaves III	TB	
G	Laremy Tunsil	MIA CB	Jalen Ramsey	JAX	
T	Jack Conklin	TEN S	Karl Joseph	OAK	
T	Taylor Decker	DET S	Keanu Neal	ATL	
<b>Special Teams</b>					
PK	Wil Lutz	NO P	Riley Dixon	DEN	
KR	Tyreek Hill	KC PR	Tyreek Hill*	KC	
ST	Tyreek Hill	KC			

## 2017

Offense			Defense		
QB	Deshaun Watson	HOU DL	Derek Barnett	PHI	
RB	Kareem Hunt	KC DL	Myles Garrett	CLE	
RB	Alvin Kamara	NO DL	Carl Lawson	CIN	
WR	Cooper Kupp	LAR DL	Dalvin Tomlinson	NYG	
WR	Juju Smith-Schuster	PIT LB	Jarrad Davis	DET	
TE	Evan Engram	NYG LB	Rueben Foster	SF	
C	Pat Elflein	MIN LB	T.J. Watt	PIT	
G	Dan Feeney	LAC CB	Marshall Lattimore	NO	
G	Jermaine Eluemunor	BAL CB	Tre'Davious White	BUF	
	Ethan Pocic	SEA			
T	Garrett Bolles	DEN S	Jamal Adams	NYJ	
T	Ryan Ramczyk	NO S	Marcus Williams	NO	
<b>Special Teams</b>					
PK	Harrison Butker	KC P	Rigoberto Sanchez	IND	
KR	Ryan Switzer	DAL PR	Jamal Agnew*	DET	
ST	Budda Baker*	ARI			

## 2018

Offense			Defense		
QB	Baker Mayfield	CLE DL	Bradley Chubb	DEN	
RB	Saquon Barkley	NYG DL	Marcus Davenport	NO	
RB	Phillip Lindsay	DEN DL	Da'Shawn Hand	DET	
WR	Calvin Ridley	ATL DL	Daron Payne	WAS	
WR	DJ Moore	CAR LB	Darius Leonard	IND	
TE	Chris Herndon	NYJ LB	Roquan Smith	CHI	
C	Billy Price	CIN LB	Leighton Vander Esch	DAL	
G	Will Hernandez	NYG CB	Jaire Alexander	GB	
G	Quenton Nelson*	IND CB	Denzel Ward	CLE	
T	Mike Glinchey	SF S	Jessie Bates	CIN	
T	Braden Smith	IND S	Derwin James*	LAC	
<b>Special Teams</b>					
PK	Jason Sanders	MIA P	Michael Dickson*	SEA	
KR	Tremont Smith	KC PR	Christian Kirk	ARI	
ST	Zeke Turner	ARI			

## 2019

Offense			Defense		
QB	Kyler Murray	ARI DL	Josh Allen	JAX	
RB	Josh Jacobs	OAK DL	Nick Bosa	SF	
RB	Miles Sanders	PHI DL	Dexter Lawrence	NYG	
WR	A.J. Brown	TEN DL	Ed Oliver	BUF	
WR	Terry McLaurin	WAS LB	Devin Bush	PIT	
TE	Noah Fant	DEN LB	Dre Greenlaw	SF	
C	Erik McCoy	NO LB	Devin White	TB	
G	Elgton Jenkins	GB CB	Chauncey Gardner-Johnson	NO	
G	Dalton Risner	DEN CB	Sean Murphy-Bunting	TB	
T	Tytus Howard	HOU S	Darnell Savage	GB	
T	Jawaan Taylor	JAX S	Juan Thornhill	KC	
<b>Special Teams</b>					
PK	Austin Seibert	CLE P	Jamie Gillan	CLE	
KR	Mecole Hardman	KC PR	Deonte Harris*	NO	
ST	Drue Tranquill	LAC			

## 2020

Offense			Defense		
QB	Justin Herbert	LAC DL	Derrick Brown	CAR	
RB	James Robinson	JAX DL	Raekwon Davis	MIA	
RB	Jonathan Taylor	IND DL	Javon Kinlaw	SF	
WR	Chase Claypool	PIT DL	Chase Young	WAS	
WR	Justin Jefferson	MIN LB	Kenneth Murray Jr.	LAC	
TE	Harrison Bryant	CLE LB	Patrick Queen	BAL	
C	Lloyd Cushenberry III	DEN LB	Isaiah Simmons	ARI	
G	Damien Lewis	SEA CB	Cameron Dantzler	MIN	
G	Mike Onwenu	NE CB	L'Jarius Sneed	KC	
T	Jedrick Wills Jr.	CLE S	Jeremy Chinn	CAR	
T	Tristan Wirfs	TB S	Antoine Winfield Jr.	TB	
<b>Special Teams</b>					
PK	Rodrigo Blankenship	IND P	Tommy Townsend	KC	
KR	Isaiah Rodgers	IND PR	James Proche II	BAL	
ST	Jordan Glasgow	IND			

# ALL-ROOKIE TEAMS (2021)

## 2021

<b>Offense</b>			<b>Defense</b>		
QB	Mac Jones	NE	DL	Christian Barmore	NE
RB	Najee Harris	PIT	DL	Odafe Oweh	BAL
RB	Javonte Williams	DEN	DL	Kwity Paye	IND
WR	Ja'Marr Chase	CIN	DL	Jaelan Phillips	MIA
WR	Jaylen Waddle	MIA	LB	Nick Bolton	KC
TE	Kyle Pitts	ATL	LB	Jeremiah Owusu-Koramoah	CLE
C	Creed Humphrey	KC	LB	Micah Parsons*	DAL
G	Trey Smith	KC	CB	Greg Newsome II	CLE
G	Alijah Vera-Tucker	NYJ	CB	Patrick Surtain II	DEN
T	Rashawn Slater	LAC	S	Jevon Holland	MIA
T	Penei Sewell	DET	S	Tre'Von Moehrig	LV
<b>Special Teams</b>					
PK	Evan McPherson	CIN	P	Pressley Harvin III	PIT
KR	Kene Nwangwu	MIN	PR	Demetric Felton	CLE
ST	Nick Niemann	LAC			

\* - Also selected to PFWA All-NFL Team in same season (since 1974)

# ALL-ROOKIE PLAYERS (1974-2021)

## OFFENSE (536)

### A

Karim Abdul-Jabbar (RB)	1996
<b>Troy Aikman (QB)</b>	<b>1989</b>
Ted Albrecht (T)	1977
Derrick Alexander (WR)	1994
Dwayne Allen (TE)	2012
Keenan Allen (WR)	2013
<b>Larry Allen (T)</b>	<b>1994</b>
<b>Marcus Allen (RB)</b>	<b>1982*</b>
Jace Amaro (TE)	2014
Alfred Anderson (RB)	1984
Gary Anderson (RB)	1985
Mike Anderson (RB)	2000
Ottis Anderson (RB)	1979*
Willie Anderson (T)	1996
William Andrews (RB)	1979
Reidel Anthony (WR)	1997
Billy Ard (G)	1981
Bruce Armstrong (T)	1987
Troy Auzenne (T)	1992
Robert Awalt (TE)	1987

### B

Jeff Backus (T)	2001
Jason Ball (C)	2002
Tony Banks (QB)	1996
Saquon Barkley (RB)	2018
Khalif Barnes (T)	2005
Fred Barnett (WR)	1990
Steve Bartkowski (QB)	1975
Harris Barton (T)	1987
Brian Baschnagel (WR)	1976-2
Greg Baty (TE)	1986
Mark Bavaro (TE)	1985
Anthony Becht (TE)	2000
Odell Beckham Jr. (WR)	2014
Greg Bell (RB)	1984
Jacob Bell (G)	2004
LeCharles Bentley (G)	2002
Giovanni Bernard (RB)	2013
<b>Jerome Bettis (RB)</b>	<b>1993*</b>
Joel Bitonio (G)	2014
Justin Blackmon (WR)	2012
Brian Blades (WR)	1988
Brian Blados (G)	1984
LeGarrette Blount (RB)	2010
Lynn Boden (G)	1975
Anquan Boldin (WR)	2003
Russ Bolinger (G)	1976-2
Garrett Bolles (T)	2017
<b>Tony Boselli (T)</b>	<b>1995</b>
Dwayne Bowe (WR)	2007
Sam Bradford (QB)	2010
Teddy Bridgewater (QB)	2014
Vincent Brisby (WR)	1993
Dieter Brock (QB)	1985
Pete Brock (C)	1976-2
Stan Brock (T)	1980
Blake Brockermeyer (T)	1995
Bill Brooks (WR)	1986
Billy Brooks (WR)	1976-2
Reggie Brooks (RB)	1993
A.J. Brown (WR)	2019
Charlie Brown (WR)	1982
Eddie Brown (WR)	1985
Jammal Brown (T)	2005
Lomas Brown (T)	1985
Ronnie Brown (RB)	2005
Ruben Brown (G)	1995
<b>Tim Brown (WR)</b>	<b>1988</b>
Antonio Bryant (WR)	2002
Dez Bryant (WR)	2010
Harrison Bryant (TE)	2020
Warren Bryant (T)	1977
Doug Brzezinski (G)	1999
Dan Buenning (G)	2005
Glenn Bujnoch (G)	1976-2
Bryan Bulaga (T)	2010
Blair Bush (C)	1978
Reggie Bush (RB)	2006
Jerry Butler (WR)	1979
Ray Butler (WR)	1980

### C

<b>Earl Campbell (RB)</b>	<b>1978*</b>
John Carlson (TE)	2008
Rob Carpenter (RB)	1977
David Carr (QB)	2002
Rae Carruth (WR)	1997
Jeff Chadwick (WR)	1983
Chris Chambers (WR)	2001
Chris Chandler (QB)	1988
Ja'Marr Chase (WR)	2021
Eugene Chung (T)	1992
Ryan Clady (T)	2008
Chase Claypool (WR)	2020
Mark Clayton (WR)	2005
Michael Clayton (WR)	2004
Cam Cleeland (TE)	1998
Daryn Colledge (G)	2006
Austin Collie (WR)	2009
Calvin Collins (C)	1997
Kerry Collins (QB)	1995
Shawn Collins (WR)	1989
Cris Collinsworth (WR)	1981
Marques Colston (WR)	2006
Jack Conklin (T)	2016
Chris Cooley (TE)	2004
Adrian Cooper (TE)	1991
Amari Cooper (WR)	2015
Tim Couch (QB)	1999
<b>Jimbo Covert (T)</b>	<b>1983</b>
Joe Cribbs (RB)	1980
Randy Cross (C)	1976-1
Bennie Cunningham (TE)	1976-2
Lloyd Cushenberry III (C)	2020

### D

Owen Daniels (TE)	2006
Jean-Phillipe Darche (C)	2000
Matt Darwin (C)	1986
Antone Davis (T)	1991
Domanick Davis (RB)	2003
Leonard Davis (G)	2001
<b>Terrell Davis (RB)</b>	<b>1995</b>
Lawrence Dawsey (WR)	1991
Taylor Decker (T)	2016
Joe Delaney (RB)	1981
Mark Dennard (C)	1979
<b>Eric Dickerson (RB)</b>	<b>1983*</b>
Stefon Diggs (WR)	2015
Ken Dilger (TE)	1995
Corey Dillon (RB)	1997
Keith Dorney (T)	1979
<b>Tony Dorsett (RB)</b>	<b>1977</b>
Walt Downing (G)	1978
Vaughn Dunbar (RB)	1992
Jason Dunn (TE)	1996
Warrick Dunn (RB)	1997

### E

Brad Edelman (G)	1982
Robert Edwards (RB)	1998
Trent Edwards (QB)	2007
Pat Elflein (C)	2017
Homer Elias (G)	1978
Ezekiel Elliott (RB)	2016*
Jumbo Elliott (T)	1988
Matt Elliott (C)	1992
Jermaine Eluemunor (G)	2017
Evan Engram (TE)	2017
Ricky Ervins (RB)	1991
Jahri Evans (G)	2006
Mike Evans (WR)	2014
Jim Everett (QB)	1986
Steve Everitt (C)	1993

### F

Jason Fabini (T)	1998
Noah Fant (TE)	2019
Sean Farrell (G)	1982
<b>Marshall Faulk (RB)</b>	<b>1994</b>
Dan Feeney (G)	2017
D'Brickashaw Ferguson (T)	2006
John Flannery (C)	1991
D.J. Fluker (T)	2013
Matt Forte (RB)	2008
Bill Fralic (G)	1985
Doug France (T)	1975
Russ Francis (TE)	1975
Travis Frederick (C)	2013

### G

Clark Gaines (RB)	1976-1
Lawrence Gaines (RB)	1976-2
Tony Galbreath (RB)	1976-2
Robert Gallery (T)	2004
Joey Galloway (WR)	1995
Rod Gardner (WR)	2001
Olandis Gary (RB)	1999
Willie Gault (WR)	1983
Eddie George (RB)	1996
Jeff George (QB)	1990
Charles Getty (T)	1974
Tommie Ginn (C)	1980
Ernest Givins (WR)	1986
Tom Glassic (G)	1976-1
Tarik Glenn (G)	1997
Terry Glenn (WR)	1996
Mike Glennon (QB)	2013
Mike Glinchey (T)	2018
Leo Goetas (T)	1990
<b>Tony Gonzalez (TE)</b>	<b>1997</b>
Aaron Graham (C)	1996
Earnest Gray (WR)	1979
A.J. Green (WR)	2011
Eric Green (TE)	1990
William Green (RB)	2002
Archie Griffin (RB)	1976-2
Robert Griffin III (QB)	2012
Rob Gronkowski (TE)	2010
Jordan Gross (T)	2003
Ben Grubbs (G)	2007
Paul Gruber (T)	1988
Tim Grunhard (C)	1990
Todd Gurley (RB)	2015

### H

Courtney Hall (C)	1989
Don Hardeman (RB)	1975
Pat Harlow (T)	1991
Najee Harris (RB)	2021
Jeff Hartings (G)	1996
Percy Harvin (WR)	2009
Don Hasselbeck (TE)	1977
Rob Havenstein (T)	2015
Kevin Haverdink (T)	1989
Andy Heck (T)	1989
Ron Heller (T)	1984
Roy Helu (RB)	2011
Chris Henry (WR)	2005
Hunter Henry (TE)	2016
Justin Herbert (QB)	2020
Matt Herkenhoff (T)	1976-2
Will Hernandez (C)	2018
Chris Herndon (TE)	2018
John Hicks (G)	1974
David Hill (TE)	1976-1
Jeremy Hill (RB)	2014
T.Y. Hilton (WR)	2012
Chris Hinton (G)	1983
Torry Holt (WR)	1999
Brad Hopkins (T)	1993
DeAndre Hopkins (WR)	2013
Jordan Howard (RB)	2016
Tytus Howard (T)	2019
Bobby Humphrey (RB)	1989
Creed Humphrey (C)	2021
Kareem Hunt (RB)	2017
Tony Hunter (TE)	1983
<b>Steve Hutchinson (G)</b>	<b>2001</b>

### I

Mike Iupati (G)	2010
Chris Ivory (RB)	2010

### J

Darrell Jackson (WR)	2000
DeSean Jackson (WR)	2008
Keith Jackson (TE)	1988*
Wilbur Jackson (RB)	1974
Josh Jacobs (RB)	2019
Joe Jacoby (T)	1981
<b>Edgerrin James (RB)</b>	<b>1999*</b>
Ja'Wuan James (T)	2014
Jeno James (G)	2000
Jon Jansen (T)	1999
John Jefferson (WR)	1978
Justin Jefferson (WR)	2020
Elgton Jenkins (G)	2019
Greg Jennings (WR)	2006
John Jerry (G)	2010
James Jett (WR)	1993
Andre Johnson (WR)	2003
<b>Calvin Johnson (WR)</b>	<b>2007</b>



# ALL-ROOKIE PLAYERS (1974-2021)

Chris Johnson (RB).....	2008	Heath Miller (TE).....	2005	Leonard Russell (RB).....	1991
Doug Johnson (QB).....	2000	Junior Miller (TE).....	1980	Matt Ryan (QB).....	2008
Eric Johnson (TE).....	2001	Terry Miller (RB).....	1978	<b>S</b>	
Johnny Johnson (RB).....	1990	Claudie Minor (T).....	1974	Rodger Saffold (T).....	2010
Kevin Johnson (WR).....	1999	Rick Mirer (QB).....	1993	Ephraim Salaam (T).....	1998
Julio Jones (WR).....	2011	Johnny Mitchell (TE).....	1992	Harvey Saleam (T).....	1983
Julius Jones (RB).....	2004	<b>Art Monk (WR).....</b>	<b>1980</b>	Chris Samuels (T).....	2000
Kevin Jones (RB).....	2004	Warren Moon (QB).....	1984	Mark Sanchez (QB).....	2009
Levi Jones (T).....	2002	DJ Moore (WR).....	2018	<b>Barry Sanders (RB).....</b>	<b>1989*</b>
Mac Jones (QB).....	2021	Eric Moore (G).....	1988	Chris Sanders (WR).....	1995
<b>Walter Jones (T).....</b>	<b>1997</b>	Nat Moore (WR).....	1974	Miles Sanders (RB).....	2019
Maurice Jones-Drew (RB).....	2006	Rob Moore (WR).....	1990	Samson Satele (C).....	2007
Andrew Jordan (TE).....	1994	Knowshon Moreno (RB).....	2009	Brandon Scherff (G).....	2015
Brian Jozwiak (T).....	1986	Alfred Morris (RB).....	2012	Mitchell Schwartz (T).....	2012
<b>K</b>		Sylvester Morris (WR).....	2000	Darnay Scott (WR).....	1994
Matt Kalil (T).....	2012	Mitch Morse (C).....	2015	Lindsay Scott (WR).....	1982
Alvin Kamara (RB).....	2017	<b>Randy Moss (WR).....</b>	<b>1998*</b>	John Scully (C).....	1981
Clarence Kay (TE).....	1984	Eric Moten (G).....	1991	Paul Seal (TE).....	1974
Mike Kenn (T).....	1978	Tom Mullen (G).....	1974	Arron Sears (G).....	2007
Lincoln Kennedy (G).....	1993	Chuck Muncie (RB).....	1976-1	Jeff Sevy (T).....	1975
Eddie Kennison (WR).....	1996	<b>Anthony Muñoz (T).....</b>	<b>1980</b>	Penei Sewell (T).....	2021
Ed King (G).....	1991	DeMarco Murray (RB).....	2011	Luis Sharpe (T).....	1982
David Klingler (QB).....	1992	Kyler Murray (QB).....	2019	Sterling Shepard (WR).....	2016
Mark Koncar (T).....	1976-1	<b>N</b>		<b>Will Shields (G).....</b>	<b>1993</b>
Dan Koppen (C).....	2003	Ricky Nattiel (WR).....	1987	Jeremy Shockey (TE).....	2002
Tommy Kramer (QB).....	1977	Frankie Neal (WR).....	1987	Heath Shuler (QB).....	1994
Mike Kruczek (QB).....	1976-2	Quenton Nelson (G).....	2018*	Amini Silatolu (G).....	2012
Cooper Kupp (WR).....	2017	Tom Newberry (G).....	1986	Kendall Simmons (G).....	2002
<b>L</b>		<b>Ozzie Newsome (TE).....</b>	<b>1978</b>	Phil Simms (QB).....	1979
Jim Lachey (T).....	1985	Cam Newton (QB).....	2011	Billy Sims (RB).....	1980
Eddie Lacy (RB).....	2013	Carl Nicks (G).....	2008	Keith Sims (G).....	1990
Greg LaFleur (TE).....	1981	<b>O</b>		Rashawn Slater (T).....	2021
<b>Steve Largent (WR).....</b>	<b>1976-1</b>	Bart Oates (C).....	1985	Braden Smith (T).....	2018
Burton Lawless (G).....	1975	<b>Jonathan Ogden (G).....</b>	<b>1996</b>	Donovan Smith (T).....	2015
Amp Lee (RB).....	1992	Michael Oher (T).....	2009	<b>Emmitt Smith (RB).....</b>	<b>1990</b>
Byron Leftwich (QB).....	2003	Christian Okoye (RB).....	1987	Onterio Smith (RB).....	2003
Andy Levitre (G).....	2009	Shane Olivea (T).....	2004	Trey Smith (G).....	2021
Taylor Lewan (T).....	2014	Greg Olsen (TE).....	2007	Tyron Smith (T).....	2011
Damien Lewis (G).....	2020	Mike Onwenu (G).....	2020	Wade Smith (T).....	2003
Jamal Lewis (RB).....	2000	Kyle Orton (QB).....	2005	Juju Smith-Schuster (WR).....	2017
Dennis Lick (T).....	1976-1	Tom Owen (QB).....	1974	Chris Sneec (G).....	2004
Phillip Lindsay (RB).....	2018	<b>P</b>		Ray Snell (G).....	1980
Corey Linsley (C).....	2014	Joe Panos (G).....	1994	Nate Solder (T).....	2011
Louis Lipps (WR).....	1984	Jerome Pathon (WR).....	1998	Freddie Solomon (WR).....	1975
Phil Loadholt (T).....	2009	Todd Peat (G).....	1987	Ron Solt (G).....	1984
<b>James Lofton (WR).....</b>	<b>1978</b>	Adrian Peterson (RB).....	2007	Chris Spencer (C).....	2005
Neil Lomax (QB).....	1981	Brandon Pettigrew (TE).....	2009	Brenden Stai (G).....	1995
Jake Long (T).....	2008	Carl Pickens (WR).....	1992	Donte' Stallworth (WR).....	2002
Kevin Long (C).....	1998	Kyle Pitts (TE).....	2021	Eric Steinbach (G).....	2003
Kyle Long (G).....	2013	Jake Plummer (QB).....	1997	Dean Steinkuhler (T).....	1984
Marshawn Lynch (RB).....	2007	Ethan Pocic (G).....	2017	Alex Stepanovich (C).....	2004
<b>M</b>		Mike Pollak (G).....	2008	John Stephens (RB).....	1988
J.D. Maarleveld (T).....	1986	Clinton Portis (RB).....	2002	Todd Steussie (T).....	1994
Don Macek (G).....	1976-1	Maurkice Pouncey (C).....	2010	Troy Stradford (RB).....	1987
Alex Mack (C).....	2009	Mike Pouncey (C).....	2011	Dave Studdard (T).....	1979
Kevin Mack (RB).....	1985	Dak Prescott (QB).....	2016	<b>Lynn Swann (WR).....</b>	<b>1974</b>
Nick Mangold (C).....	2006	Billy Price (C).....	2018	Jim Sweeney (C).....	1984
Logan Mankins (G).....	2005	Mike Pritchard (WR).....	1991	Dave Szott (G).....	1990
<b>Peyton Manning (QB).....</b>	<b>1998</b>	Ricky Proehl (WR).....	1990	<b>T</b>	
Vince Manuwai (G).....	2003	Justin Pugh (T).....	2013	Fred Taylor (RB).....	1998
Ken Margerum (WR).....	1981	<b>R</b>		Jawaan Taylor (T).....	2019
<b>Dan Marino (QB).....</b>	<b>1983</b>	Dominic Raiola (C).....	2001	Jonathan Taylor (RB).....	2020
Ali Marpet (G).....	2015	Ryan Ramczyk (T).....	2017	Chris Terry (T).....	1999
Curt Marsh (G).....	1981	Thomas Rawls (RB).....	2015	Vinny Testaverde (QB).....	1987
Arthur Marshall (WR).....	1992	Anthony Redmon (G).....	1994	Tom Thayer (G).....	1985
<b>Curtis Martin (RB).....</b>	<b>1995</b>	Jordan Reed (TE).....	2013	R.C. Thielemann (G).....	1977
Doug Martin (RB).....	2012	Bill Reid (C).....	1975	Anthony Thomas (RB).....	2001
Zack Martin (G).....	2014	George Reihner (G).....	1977	Joe Thomas (T).....	2007
Tre Mason (RB).....	2014	Errict Rhett (RB).....	1994	Michael Thomas (WR).....	2016
<b>Bruce Matthews (G).....</b>	<b>1983</b>	<b>Jerry Rice (WR).....</b>	<b>1985</b>	Mike Thomas (RB).....	1975
<b>Kevin Mawae (C).....</b>	<b>1994</b>	Jamey Richard (C).....	2008	Randy Thomas (G).....	1999
Rueben Mayes (RB).....	1986	Calvin Ridley (WR).....	2018	Joe Thuney (G).....	2016
Baker Mayfield (QB).....	2018	Dave Rrimington (C).....	1983	<b>LaDainian Tomlinson (RB).....</b>	<b>2001</b>
Erik McCoy (C).....	2019	Cody Risien (G).....	1979	Steve Trapilo (G).....	1987
<b>Randall McDaniel (G).....</b>	<b>1988</b>	Dalton Risner (G).....	2019	Laremy Tunsil (G).....	2016
Tony McGee (TE).....	1993	Andre Rison (WR).....	1989	Kyle Turley (G).....	1998
Tyrone McGriff (G).....	1980	<b>Willie Roaf (T).....</b>	<b>1993</b>	Daryl Turner (WR).....	1984
Steve McKinney (G).....	1998	Tootie Robbins (T).....	1982	Will Tye (TE).....	2015
Terry McLaurin (WR).....	2019	Greg Roberts (G).....	1979	<b>U</b>	
Jim McMahon (QB).....	1982	James Robinson (RB).....	2020	Tony Ugoh (T).....	2007
Travis McNeal (TE).....	1989	Ben Roethlisberger (QB).....	2004	Rich Umphrey (C).....	1982
Marcus McNeill (T).....	2006	George Rogers (RB).....	1981	Rick Upchurch (WR).....	1975
Brad Meester (G).....	2000	Dan Ross (TE).....	1979	<b>V</b>	
Pete Metzelaars (TE).....	1982	Eddie Royal (WR).....	2008	Keith Van Horne (T).....	1981
John Michels (T).....	1996	Kyle Rudolph (TE).....	2011	Louis Vasquez (G).....	2009
Frank Middleton (G).....	1997	Bob Rush (C).....	1977	Alijah Vera-Tucker (G).....	2021

# ALL-ROOKIE PLAYERS (1974-2021)

Ross Verba (T).....	1997	Christian Barmore (DL).....	2021	Nick Collins (S).....	2005
<b>W</b>		Derek Barnett (DL).....	2017	Neal Colzie (CB).....	1975
Jaylen Waddle (WR).....	2021	Nick Barnett (MLB).....	2003	Shane Conlan (LB).....	1987
Billy Waddy (WR).....	1977	Mark Barron (S).....	2012	Chris Conte (S).....	2011
Todd Wade (T).....	2000	Carl Barzilauskas (DT).....	1974	Johnie Cooks (OLB).....	1982
Kenyatta Walker (T).....	2001	Idrees Bashir (S).....	2001	John Copeland (DE).....	1993
Wesley Walker (WR).....	1977	Bill Bates (S).....	1983	Quentin Coryatt (DLB).....	1992
Chris Ward (T).....	1978	Jessie Bates (S).....	2018	Tom Cousineau (MLB).....	1982
Larry Warford (C).....	2013	Bob Baumhower (DT).....	1977	Sam Cowart (LB).....	1998
Curt Warner (RB).....	1983	Jon Beason (OLB).....	2007	Fletcher Cox (DL).....	2012
Danny Watkins (G).....	2011	Aubrey Beavers (LB).....	1994	Mike Croel (OLB).....	1991
Dashaun Watson (QB).....	2017	Terry Beeson (MLB).....	1977	Bill Currier (S).....	1977
Jed Weaver (TE).....	1999	Kendrell Bell (LB).....	2001	Buddy Curry (MLB).....	1980
Richmond Webb (T).....	1990	Cornelius Bennett (OLB).....	1987	Eric Curry (DE).....	1993
Mike Webster (C).....	1974	Eric Berry (S).....	2010	Brian Cushing (LB).....	2009
Chris Weinke (QB).....	2001	Duane Bickett (OLB).....	1985	<b>D</b>	
Beanie Wells (RB).....	2009	Robert Blackmon (S).....	1990	Karlos Dansby (OLB).....	2004
Sammy White (WR).....	1976-1	Bennie Blades (S).....	1988	Cameron Dantzler (CB).....	2020
Cody Whitehair (C).....	2016	Matt Blair (OLB).....	1974	Ronald Darby (CB).....	2015
Cadillac Williams (RB).....	2005	Stan Blinka (MLB).....	1979	Marcell Dareus (DT).....	2011
Doug Williams (QB).....	1978	Kim Bokamper (OLB).....	1977	Donovin Darius (S).....	1998
Javonte Williams (RB).....	2021	Nick Bolton (LB).....	2021	Marcus Davenport (DL).....	2018
John Williams (RB).....	1986	Chris Borland (LB).....	2014	Lavonte David (LB).....	2012
Mike Williams (T).....	2002	Joey Bosa (DL).....	2016	Jarrad Davis (LB).....	2017
Mike Williams (WR).....	2010	John Bosa (DE).....	1987	Raekwon Davis (DL).....	2020
Roy Williams (WR).....	2004	Nick Bosa (DL).....	2019	Russell Davis (DE).....	1999
Jedrick Wills Jr. (T).....	2020	Brian Bosworth (ILB).....	1987	Vontae Davis (CB).....	2009
Jameis Winston (QB).....	2015	Michael Boulware (S).....	2004	<b>Brian Dawkins (S).....</b>	<b>1996</b>
Tristan Wirfs (T).....	2020	Peter Boulware (OLB).....	1997	Mike Dawson (DT).....	1976-1
Stefen Wisniewski (G).....	2011	Tim Bowens (DT).....	1994	Vernon Dean (CB).....	1982
Steve Wisniewski (G).....	1989	Tony Brackens (DE).....	1996	Jack Del Rio (ILB).....	1985
Jason Witten (TE).....	2003	Tyler Brayton (DE).....	2003	Louis Delmas (S).....	2009
Dave Wohlbaugh (C).....	1995	Larry Braziel (CB).....	1979	Pat Dennis (CB).....	2000
Joe Wolf (G).....	1989	Robert Brazile (OLB).....	1975	Na'il Diggs (LB).....	2000
Will Wolford (G).....	1986	Michael Brockers (DL).....	2012	Darnell Dockett (DT).....	2004
David Woodley (QB).....	1980	<b>Derrick Brooks (LB).....</b>	<b>1995</b>	<b>Chris Doleman (OLB).....</b>	<b>1985</b>
Don Woods (RB).....	1974	Chad Brown (ILB/MLB).....	1993	Aaron Donald (DL).....	2014
Ickey Woods (RB).....	1988	Courtney Brown (DL).....	2000	Santana Dotson (DE).....	1992
Damien Woody (C).....	1999	Derrick Brown (DL).....	2020	Hugh Douglas (DE).....	1995
Butch Woolfolk (RB).....	1982	Jatavis Brown (LB).....	2016	A.J. Duhe (DE).....	1977
<b>Y</b>		Jerome Brown (DT).....	1987	Carlos Dunlap (DL).....	2010
<b>Steve Young (T).....</b>	<b>1976-2</b>	Larry Brown (CB).....	1991	John Dutton (DE).....	1974
Vince Young (QB).....	2006	Malcom Brown (DL).....	2015	<b>E</b>	
<b>Z</b>		Mike Brown (S).....	2000	Kony Ealy (DL).....	2014
Kevin Zeitler (G).....	2012	Rush Brown (DT).....	1980	<b>Kenny Easley (S).....</b>	<b>1981</b>
Jim Zorn (QB).....	1976-1	Keith Browner (OLB).....	1984	Eddie Edwards (DT).....	1977
		Ross Browner (DE).....	1978	Ebenezer Ekuban (DE).....	1999
		Darrick Brownlow (ILB).....	1991	Justin Ellis (DL).....	2014
		Aundray Bruce (OLB).....	1988	Sedrick Ellis (DL).....	2008
		Bob Brudzinski (OLB).....	1977	Jimbo Elrod (MLB).....	1976-2
		Fernando Bryant (CB).....	1999	Steve Emtman (DT).....	1992
		Deone Bucannon (S).....	2014	Thomas Everett (S).....	1987
		DeForest Buckner (DL).....	2016	<b>F</b>	
		Dan Bunz (MLB).....	1978	Terry Fair (CB).....	1998*
		Gary Burley (DE).....	1976-1	Mark Fields (LB).....	1995
		Derrick Burroughs (CB).....	1985	Brandon Flowers (CB).....	2008
		Devin Bush (S).....	1995	Leonard Floyd (LB).....	2016
		Devin Bush (LB).....	2019	Tom Flynn (S).....	1984
		Mike Butler (DE).....	1977	Rueben Foster (LB).....	2017
		Greg Buttle (OLB).....	1976-1	Tim Fox (S).....	1976-1
		Jairus Byrd (S).....	2009	James Francis (OLB).....	1990
<b>C</b>		Alphonso Carreker (DE).....	1984	Rob Fredrickson (LB).....	1994
		Mark Carrier (S).....	1990	Dwight Freney (DL).....	2002
		<b>Harry Carson (MLB).....</b>	<b>1976-1</b>	Scott Fujita (LB).....	2002
		Dale Carter (CB).....	1992	David Fulcher (S).....	1986
		Tom Carter (CB).....	1993	Kyle Fuller (CB).....	2014
		Tony Casillas (DT).....	1986	<b>G</b>	
		Luis Castillo (DL).....	2005	E.J. Gaines (CB).....	2014
		Raphel Cherry (S).....	1985	Chris Gamble (CB).....	2004
		Larry Chester (DT).....	1998	Daryl Gardener (DT).....	1996
		Ray Childress (DE).....	1985	Moe Gardner (DT).....	1991
		Jeremy Chinn (S).....	2020	Chauncey Gardner-Johnson (CB).....	2019
		Bradley Chubb (DL).....	2018	Sam Games (S).....	1997
		Chris Claiborne (LB).....	1999	Myles Garrett (DL).....	2017
		Bruce Clark (DE).....	1982	Sean Gilbert (DT).....	1992
		Marlo Clark (CB).....	1976-1	Tim Goad (DT).....	1988
		Raymond Clayborn (CB).....	1977	Eddie Goldman (DL).....	2015
		Ha Ha Clinton-Dix (S).....	2014	Alex Gordon (OLB).....	1987
		Dexter Coakley (OLB).....	1997	Darrien Gordon (CB).....	1993
		Barry Cofield (DL).....	2006	Larry Gordon (OLB).....	1976-2
		Tim Coffield (OLB).....	1986	Johnnie Gray (S).....	1975
		Trent Cole (DL).....	2005	Curtis Green (DE).....	1981
		Marco Coleman (OLB).....	1992	<b>Darrell Green (CB).....</b>	<b>1983</b>
		Sidney Coleman (ILB).....	1988	Gary Green (CB).....	1977
		Landon Collins (S).....	2015	Hugh Green (OLB).....	1981
				Jacob Green (DE).....	1980

## DEFENSE (547)

### A

Donnie Abraham (CB).....	1996
Gaines Adams (DE).....	2007
Jamal Adams (S).....	2017
Sam Adams (DE).....	1994
Xavier Adibi (LB).....	2008
Ray Agnew (DE).....	1990
Jaire Alexander (CB).....	2018
Kwon Alexander (LB).....	2015
Eric Allen (CB).....	1988
Jared Allen (DE).....	2004
Josh Allen (DL).....	2019
Kiko Alonso (LB).....	2013
O'Brien Alston (OLB).....	1988
Tyson Alualu (DL).....	2010
Adrian Amos (S).....	2015
Antonio Anderson (DT).....	1997
John Anderson (OLB).....	1978
Mark Anderson (DL).....	2006
Pat Angerer (LB).....	2010
Ezekiel Ansah (DL).....	2013
Stephone Anthony (LB).....	2015
Troy Archer (DE).....	1976-2
Adam Archuleta (S).....	2001
Trace Armstrong (DE).....	1989
LaVar Arrington (LB).....	2000
Gene Atkins (S).....	1987
<b>Steve Atwater (S).....</b>	<b>1989</b>
<b>B</b>	
<b>Champ Bailey (CB).....</b>	<b>1999</b>
Al Baker (DE).....	1978*
Jesse Baker (DE).....	1979
Jerry Ball (DT).....	1987
Carl Banks (OLB).....	1984
Chip Banks (OLB).....	1982
Gary Barbaro (S).....	1976-2

# ALL-ROOKIE PLAYERS (1974-2021)

Mike Green (MLB).....	1983	Sammy Knight (S).....	1997	Jeremiah Owusu-Koramoah (LB).....	2021
Ken Greene (S).....	1978	Shawn Knight (DE).....	1987	<b>P</b>	
Dre Greenlaw (LB).....	2019	Terrance Knighton (DL).....	2009	Tony Parrish (S).....	1998
Don Griffin (CB).....	1986	Bill Kollar (DT).....	1974	Micah Parsons (LB).....	2021*
Burt Grossman (DE).....	1989	Luke Kuechly (LB).....	2012	Mike Patterson (DL).....	2005
<b>H</b>		Aaron Kyle (CB).....	1976-2	Kwity Paye (DL).....	2021
Dino Hackett (ILB).....	1986	<b>L</b>		Daron Payne (DL).....	2018
Joe Haden (CB).....	2010	Jacob Lacey (CB).....	2009	Julius Peppers (DL).....	2002
<b>Charles Haley (OLB).....</b>	<b>1986</b>	Jeff Lageman (OLB).....	1989	Benny Perrin (S).....	1982
Tamba Hall (DL).....	2006	Carnell Lake (S).....	1989	Darren Perry (S).....	1992
Carlos Hall (DL).....	2002	<b>Jack Lambert (MLB).....</b>	<b>1974</b>	Jason Perry (S).....	1999
Cory Hall (S).....	1999	Dawan Landry (S).....	2006	Michael Dean Perry (DE).....	1988
Dana Hall (S).....	1992	LaRon Landry (S).....	2007	Vernon Perry (S).....	1979
Delton Hall (CB).....	1987	Kendall Langford (DL).....	2008	Marcus Peters (CB).....	2015
Leon Hall (CB).....	2007	Antonio Langham (CB).....	1994	Mike Peterson (LB).....	1999
Ken Hamlin (S).....	2003	Don Latimer (DT).....	1978	Patrick Peterson (CB).....	2011
<b>Dan Hampton (DE).....</b>	<b>1979</b>	Marshon Lattimore (CB).....	2017	Jaelan Phillips (DL).....	2021
Da'Shawn Hand (DL).....	2018	Dexter Lawrence (DL).....	2019	Kenny Phillips (S).....	2008
Phil Hansen (DE).....	1991	Carl Lawson (DL).....	2017	Charles Philyaw (DE).....	1976-1
Dee Hardison (DT).....	1978	Ben Leber (LB).....	2002	Bill Pickel (DT).....	1983
Kevin Hardy (LB).....	1996	Darius Leonard (LB).....	2018	Mike Pitts (DE).....	1983
Vernon Hargreaves III (CB).....	2016	Bobby Leopold (OLB).....	1980	Ahmed Plummer (CB).....	2000
Roger Harper (S).....	1993	Mo Lewis (OLB).....	1991	Tommy Polley (LB).....	2001
Chris Harris (S).....	2011	Eugene Lockhart (ILB).....	1984	Tyrone Poole (CB).....	1995
David Harris (OLB).....	2007	Curtis Lofton (LB).....	2008	Andrew Provenge (DT).....	1983
John Harris (S).....	1978	Chris Long (DL).....	2008	<b>Q</b>	
Napoleon Harris (LB).....	2002	<b>Ronnie Lott (CB).....</b>	<b>1981*</b>	Patrick Queen (LB).....	2020
Tommie Harris (DT).....	2004	Star Lotulelei (DL).....	2013	<b>R</b>	
Walt Harris (CB).....	1996	Keith Lyle (S).....	1994	John Rade (OLB).....	1983
Mike Hartenstine (DE).....	1975	<b>M</b>		B.J. Raji (DL).....	2009
Jim Haslett (OLB).....	1979	Bill Maas (DT).....	1984	Jalen Ramsey (CB).....	2016
James Hasty (CB).....	1988	Khalil Mack (LB).....	2014	Darrol Ray (S).....	1980
A.J. Hawk (LB).....	2006	Mike Mamula (DE).....	1995	Gary Reasons (ILB).....	1984
Bill Hawkins (DT).....	1989	Richard Marshall (CB).....	2006	<b>Ed Reed (S).....</b>	<b>2002</b>
<b>Mike Haynes (CB).....</b>	<b>1976-1</b>	Russell Maryland (DT).....	1991	Frank Reed (CB).....	1976-2
Casey Hayward (CB).....	2012	Robert Massey (CB).....	1989	Eric Reid (S).....	2013
John Henderson (DL).....	2002	Tyrann Mathieu (CB).....	2013	Mike Reinfeldt (S).....	1976-2
John Hendy (CB).....	1985	Clay Matthews (LB).....	2009	Leonard Renfro (DT).....	1993
Anthony Henry (CB).....	2001	Vernon Maxwell (OLB).....	1983	Darrelle Revis (CB).....	2007
Tye Hill (CB).....	2006	Jerod Mayo (LB).....	2008	Kerry Rhodes (S).....	2005
Ellis Hobbs (CB).....	2005	Rolando McClain (LB).....	2010	Simeon Rice (DE).....	1996
Jevon Holland (S).....	2021	Devin McCourty (CB).....	2010	Stanley Richard (S).....	1991
Vonnie Holliday (DE).....	1998	Prentice McCray (S).....	1974	Al Richardson (OLB).....	1980
Pierce Holt (DT).....	1988	Ricardo McDonald (ILB).....	1992	Sheldon Richardson (DL).....	2013
Chris Horton (S).....	2008	Willie McGinest (LB).....	1994	Vern Roberson (S).....	1977
Lamarr Houston (DL).....	2010	Tim McKyer (CB).....	1986	Dewayne Robertson (DT).....	2003
Chris Hovan (DL).....	2000	Erik McMillan (S).....	1988	Dunta Robinson (CB).....	2004
Darren Howard (DL).....	2000	Don McNeil (CB).....	1980	Jerry Robinson (OLB).....	1979
Sam Hunt (OLB).....	1974	Shawne Merriman (LB).....	2005	Johnny Robinson (DT).....	1981
Danielle Hunter (DL).....	2015	Von Miller (LB).....	2011	Brian Robison (DE).....	2007
James Hunter (S).....	1976-1	Lawyer Milloy (S).....	1996	Tracy Rucker (DT).....	1989
<b>I</b>		Chris Mims (DE).....	1992	Dominique Rodgers-Cromartie (CB).....	2008
Bruce Irvin (DL).....	2012	Frank Minnifield (CB).....	1984	Don Rogers (S).....	1984
<b>J</b>		Koa Misi (LB).....	2010	Shaun Rogers (DT).....	2001
Bobby Jackson (CB).....	1978	Devon Mitchell (S).....	1986	Bill Romanowski (OLB).....	1988
Tyson Jackson (DL).....	2009	Mack Mitchell (DE).....	1975	Derek Ross (CB).....	2002
Derwin James (S).....	2018*	John Mobley (LB).....	1996	Kevin Ross (CB).....	1984
Quentin Jammer (CB).....	2002	Tre'Von Moehrig (S).....	2021	Darrell Russell (DE).....	1997
Janoris Jenkins (CB).....	2012	Sio Moore (LB).....	2013	Matt Russell (ILB).....	1997
Timmy Jernigan (DL).....	2014	Dan Morgan (LB).....	2001	DeMeco Ryans (LB).....	2006
Dan Jilek (OLB).....	1976-2	Darryl Morrison (S).....	1994	<b>S</b>	
Edward Johnson (DT).....	2007	C.J. Mosley (LB).....	2014	<b>Deion Sanders (CB).....</b>	<b>1989</b>
Gary Johnson (DT).....	1975	Sean Murphy-Bunting (CB).....	2019	<b>Warren Sapp (DT).....</b>	<b>1995</b>
Joe Johnson (DE).....	1994	Kenneth Murray Jr. (LB).....	2020	Darnell Savage (S).....	2019
Johnnie Johnson (S).....	1980	<b>N</b>		Terry Schmidt (CB).....	1974
Ron Johnson (CB).....	1978	Keanu Neal (S).....	2016	<b>Lee Roy Selmon (DE).....</b>	<b>1976-2</b>
Ted Johnson (LB).....	1995	Bill Neil (DT).....	1981	<b>Richard Seymour (DE).....</b>	<b>2001</b>
Chandler Jones (DL).....	2012	Reggie Nelson (S).....	2007	Matt Shaughnessy (DL).....	2009
Chris Jones (DL).....	2016	Terence Newman (CB).....	2003	Jabaal Sheard (DE).....	2011
Deion Jones (LB).....	2016	Greg Newsome II (CB).....	2021	Richard Sherman (CB).....	2011
Ed Jones (DE).....	1974	Tim Newton (DT).....	1985	Kawann Short (DL).....	2013
Ed Jones (S).....	1975	Yannick Ngakoue (DL).....	2016	Anthony Simmonds (LB).....	1998
Jason Jones (DL).....	2008	Haloti Ngata (DL).....	2006	Isaiah Simmonds (LB).....	2020
Jimmie Jones (DT).....	1990	Steve Niehaus (DT).....	1976-1	Wayne Simmonds (OLB).....	1993
Robert Jones (ILB).....	1992	Brian Noble (ILB).....	1985	Corey Simon (DL).....	2000
Rulon Jones (DE).....	1980	Ken Novak (DT).....	1976-2	Bill Simpson (S).....	1974
Karl Joseph (S).....	2016	<b>O</b>		Ernie Sims (LB).....	2006
<b>K</b>		Leslie O'Neal (DE).....	1986	Kenneth Sims (DE).....	1982
Andy Katzenmoyer (LB).....	1999	Nate Odomes (CB).....	1987	<b>Mike Singletary (MLB).....</b>	<b>1981</b>
Jevon Kearse (DE).....	1999*	John Offerdahl (ILB).....	1986	Reggie Singletary (DT).....	1986
Louie Kelcher (DT).....	1975	Alec Ogletree (LB).....	2013	Fred Smerias (DT).....	1979
Eric Kendricks (LB).....	2015	Amobi Okoye (DT).....	2007	Aldon Smith (LB).....	2011
<b>Cortez Kennedy (DT).....</b>	<b>1990</b>	Ed Oliver (DL).....	2019	Ben Smith (CB).....	1990
Ryan Kerrigan (LB).....	2011	Jerry Olsavsky (ILB).....	1989	Darrin Smith (OLB).....	1993
Terry Kinard (S).....	1983	Brian Orakpo (LB).....	2009	Harrison Smith (S).....	2012
Javon Kinlaw (DL).....	2020	Odafe Oweh (DL).....	2021	Justin Smith (DE).....	2001

# ALL-ROOKIE PLAYERS (1974-2021)

Roquan Smith (LB)	2018
Will Smith (DE)	2004
Fred Smoot (CB)	2001
L'Jarius Sneed (CB)	2020
Percy Snow (ILB)	1990
Marcus Spears (DL)	2005
Chris Spielman (LB)	1988
Takeo Spikes (LB)	1998
Shawn Springs (CB)	1997
Dana Stubblefield (DT)	1993
Daniel Stubbs (DE)	1988
Jim Stuckey (DT)	1980
Terrell Suggs (OLB)	2003
Ndamukong Suh (DL)	2010*
Johnathan Sullivan (DT)	2003
Patrick Surtain II (CB)	2021
<b>T</b>	
Lofa Tatupu (LB)	2005
Bobby Taylor (CB)	1995
Jason Taylor (DE)	1997
<b>Lawrence Taylor (OLB)</b>	<b>1981*</b>
Phil Taylor (DT)	2011
Sean Taylor (S)	2004
George Teague (S)	1993
<b>Derrick Thomas (OLB)</b>	<b>1989</b>
Orlando Thomas (S)	1995
Zach Thomas (LB)	1996
Donnell Thompson (DE)	1981
Juan Thornhill (S)	2019
Odell Thurman (LB)	2005
Pisa Tinoisamoa (OLB)	2003
Dalvin Tomlinson (DL)	2017
Steve Tovar (ILB/MLB)	1993
Steve Towle (MLB)	1975
Greg Townsend (DE)	1983
Keith Traylor (ILB)	1991
Desmond Trufant (CB)	2013
Marcus Trufant (CB)	2003
Manu Tuiaosopo (DT)	1979
Renaldo Turnbull (DE)	1990
Eric Turner (S)	1991
<b>U</b>	
<b>Brian Urlacher (LB)</b>	<b>2000</b>
<b>V</b>	
Kenny Vaccaro (S)	2013
Leighton Vander Esch (LB)	2018
Garin Veris (DE)	1985
Jonathan Vilma (MLB)	2004
Troy Vincent (CB)	1992
Andre Wadsworth (DE)	1998
<b>W</b>	
Bobby Wagner (LB)	2012
Gary Walker (DT)	1995
Kenny Walker (DE)	1991
Aaron Wallace (OLB)	1990
Everson Walls (CB)	1981
Denny Walters (CB)	1983
Denzel Ward (CB)	2018
T.J. Ward (S)	2010
Gerrard Warren (DT)	2001
Dewayne Washington (CB)	1994
Bobby Watkins (CB)	1982
J.J. Watt (DE)	2011
T.J. Watt (LB)	2017
Greg Wesley (S)	2000
Bryant Westbrook (CB)	1997
Devin White (LB)	2019
<b>Randy White (OLB)</b>	<b>1975</b>
Tre'Davious White (CB)	2017
Brandon Whiting (DT)	1998
Donte Whitner (S)	2006
Reggie Wilkes (OLB)	1978
<b>Aeneas Williams (CB)</b>	<b>1991</b>
Brent Williams (DE)	1986
D.J. Williams (OLB)	2004
Darrent Williams (CB)	2005
Henry Williams (CB)	1979
James Williams (CB)	1990
Kevin Williams (DE)	2003
Leonard Williams (DL)	2015
Lester Williams (DT)	1982
Marcus Williams (S)	2017
Reggie Williams (OLB)	1976-1
Roy Williams (S)	2002
Carlton Williamson (S)	1981
Patrick Willis (MLB)	2007*

Brenard Wilson (S)	1979
Eugene Wilson (S)	2003
Jason Wiltz (DT)	1999
Antoine Winfield Jr. (S)	2020
Blaise Winter (DE)	1984
Leo Wisniewski (DT)	1982
Lee Woodall (LB)	1994
John Woodcock (DT)	1976-2
<b>Charles Woodson (CB)</b>	<b>1998</b>
Roscoe Word (CB)	1974
Louis Wright (CB)	1975
Devin Wyman (DT)	1996
Renaldo Wynn (DT)	1997
<b>Y</b>	
Andre Young (S)	1982
<b>Bryant Young (DT)</b>	<b>1994</b>
Chase Young (DL)	2020
Lonnie Young (S)	1985
Roynell Young (CB)	1980

## SPECIAL TEAMS (175)

<b>A</b>	
Jamal Agnew (PR)	2017*
Gary Anderson (PK)	1982
Bryan Anger (P)	2012
Jessie Armstead (ST)	1993
Tavon Austin (PR)	2013
<b>B</b>	
Johnson Bademosi (ST)	2012
Chris Bahr (PK)	1976-1
Dan Bailey (PK)	2011
Budda Baker (ST)	2017*
Jason Baker (P)	2001
Rodrigo Blankenship (PK)	2020
Michael Boley (ST)	2005
Chris Boniol (PK)	1994
Matt Boshier (P)	2011
Josh Brown (PK)	2003
Matt Bryant (PK)	2002
Jeff Burris (PR)	1994
Trey Burton (ST)	2014
Harrison Butker (PK)	2017
Kevin Butler (PK)	1985
<b>C</b>	
Dan Carpenter (PK)	2008
Dale Carter (PR)	1992
Chad Cascadden (ST)	1995
Steve Christie (PK)	1990
Neil Clabo (P)	1975
Randall Cobb (KR)	2011
Andre Coleman (KR)	1994
Frank Corral (PK)	1978*
Quan Cosby (PR)	2009
Brad Costello (P)	1998
<b>D</b>	
Jean-Phillipe Darche (ST)	2000
Matt Darr (P)	2015
Andre Davis (KR)	2002
Akeem Dent (ST)	2011
Michael Dickson (P)	2018*
Bucky Dilts (P)	1977
Riley Dixon (P)	2016
Tim Dwight (ST)	1998
<b>E</b>	
Paul Edinger (PK)	2000
Jason Elam (PK)	1993
<b>F</b>	
Terry Fair (KR)	1998
Jeff Feagles (P)	1988
Jay Feely (PK)	2001
Demetric Felton (PR)	2021
Yamon Figurs (KR)	2007
Nick Folk (PK)	2007
Cole Ford (PK)	1995
Jacoby Ford (KR)	2010
Tony Franklin (PK)	1979
<b>G</b>	
Jamie Gillan (P)	2019
Ted Ginn Jr. (PR)	2007
Jordan Glasgow (ST)	2020
Stephen Gostkowski (PK)	2006
Martin Gramatica (PK)	1999
Jacquez Green (PR)	1998
Bob Grupp (P)	1979*

<b>H</b>	
Ali Haji-Sheikh (PK)	1983*
John Hall (PK)	1997
Brian Hansen (P)	1984
Jason Hanson (PK)	1992
Byron Hanspard (KR)	1997
Mecole Hardman (KR)	2019
Deonte Harris (PR)	2019*
Percy Harvin (KR)	2009
Pressley Harvin III (P)	2021
Dale Hatcher (P)	1985*
Efren Herrera (PK)	1974
Devin Hester (KR & PR)	2006>(*PR)
Tyreek Hill (KR, PR & ST)	2016(*ST)
T.Y. Hilton (PR)	2012
Desmond Howard (KR)	1992
Tyrone Hughes (KR & PR)	1993(*KR)
Tom Hutton (P)	1995
<b>I</b>	
Larry Izzo (ST)	1996
<b>J</b>	
Chris Jacke (PK)	1989
Rusty Jackson (P)	1976-1
Jeff Jaeger (PK)	1987
Dave Jennings (P)	1974
John Jett (P)	1993
Bethel Johnson (KR)	2003
Eddie Johnson (P)	2003
Leon Johnson (PR)	1997
Adam Jones (PR)	2005
Don Jones (ST)	2013
<b>K</b>	
Nate Kaeding (PK)	2004
John Kasay (PK)	1991
Eddie Kennison (PR)	1996
Brett Kern (P)	2008
Christian Kirk (PR)	2018
Chris Kluge (P)	2005
<b>L</b>	
Josh Lambo (PK)	2015
Jarvis Landry (KR)	2014
Kyle Larson (P)	2004
Shane Lechler (P)	2000
John Lee (PK)	1986
Keith Lewis (ST)	2004
Michael Lewis (ST)	2002
Tyler Lockett (KR, PR & ST)	2015
Chip Lohmiller (PK)	1988
Mick Luckhurst (PK)	1981
Wil Lutz (PK)	2016
<b>M</b>	
Marc Mariani (PR)	2010
Sam Martin (P)	2013
Jerome Mathis (KR)	2005*
Pat McAfee (P)	2009
Paul McFadden (PK)	1984
Leodis McKelvin (KR)	2008
John McLaughlin (ST)	1999
Evan McPherson (PK)	2021
Zoltan Mesko (P)	2010
Steve Mike-Mayer (PK)	1975
Jim Miller (P)	1980
Chris Mohr (P)	1989
Eric Moulds (KR)	1996
Eddie Murray (PK)	1980
<b>N</b>	
Nick Niemann (ST)	2021
Mike Nugent (PK)	2005
Kene Nwangwu (KR)	2021
<b>O</b>	
Pat O'Donnell (P)	2014
Pat O'Neill (P)	1994
Tom Orosz (P)	1981
<b>P</b>	
Cody Parkey (PK)	2014
Cordarrelle Patterson (KR)	2013*
Patrick Peterson (PR)	2011*
Ryan Plackemeier (P)	2006
Bernard Pollard (ST)	2006
Hank Poteat (PR)	2000
James Proche II (PR)	2020
<b>R</b>	
Antwaan Randle El (PR)	2002
Reggie Roby (P)	1983
Isaiah Rodgers (KR)	2020
Ruben Rodriguez (P)	1987

# ALL-ROOKIE PLAYERS (1974-2021)

Charlie Rogers (PR).....	1999*
Sam Rogers (ST).....	1994
<b>S</b>	
B.J. Sams (PR).....	2004
Rigoberto Sanchez (P).....	2017
Jason Sanders (PK).....	2018
Austin Seibert (PK).....	2019
Rafael Septien (PK).....	1977
Daniel Sepulveda (P).....	2007
Brandon Siler (ST).....	2007
Tom Skladany (P).....	1978
Clifton Smith (PR).....	2008
Hunter Smith (P).....	1999
Steve Smith (KR & PR).....	2001*(KR)
Tremont Smith (KR).....	2018
Zurriel Smith (PR).....	2003
Rohn Stark (P).....	1982
Fred Steinfort (PK).....	1976-2
LaRod Stephens-Howling (ST).....	2009
Clint Stitser (PK).....	2010
Caleb Sturgis (PK).....	2013
Ryan Succop (PK).....	2009
Ryan Switzer (KR).....	2017
<b>T</b>	
John Teltschik (P).....	1986
De'Anthony Thomas (PR).....	2014
Tommy Townsend (P).....	2020
Drue Tranquill (ST).....	2019
Zeke Turner (ST).....	2018
David Tyree (ST).....	2003
<b>V</b>	
Mike Vanderjagt (PK).....	1998
Tamarick Vanover (KR & PR).....	1995
Darrick Vaughn (KR).....	2000
Adam Vinatieri (PK).....	1996
<b>W</b>	
Blair Walsh (PK).....	2012*
Ken Walter (P).....	1997
T.J. Ward (ST).....	2010
Wes Welker (KR).....	2004
Danny White (P).....	1976-2
Terrence Wilkins (KR).....	1999
Klaus Wilmsmeyer (P).....	1992
David Wilson (KR).....	2012
Jamie Winborn (ST).....	2001
Darren Woodson (ST).....	1992
<b>Z</b>	
Dave Zastudil (P).....	2002

-1, -2: PFWA selected a first and second team in 1976  
 \*: Selected to PFWA All-NFL Team in same season (1974-2021)

**Bold: Pro Football Hall of Fame inductee**

## MOST PFWA FIRST TEAM ALL-ROOKIE PLAYERS BY TEAM (1974-2021)

NFL Team	Offense	Defense	Special	Total
Indianapolis.....	23	19	10	52
Miami.....	20	21	11	52
New England.....	21	<b>24</b>	6	51
Kansas City.....	14	21	<b>14</b>	49
New Orleans.....	25	19	5	49
Seattle.....	21	19	9	49
Tampa Bay.....	<b>27</b>	16	6	49
Cincinnati.....	23	18	6	47
L.A. Chargers.....	20	21	6	47
Detroit.....	19	20	6	45
Atlanta.....	18	16	8	42
Cleveland.....	15	19	7	41
Dallas.....	15	20	8	41
San Francisco.....	11	<b>24</b>	6	41
N.Y. Jets.....	15	21	4	40
Arizona.....	18	15	6	39
Denver.....	21	14	4	39
Chicago.....	15	18	5	38
L.A. Rams.....	16	16	6	38
N.Y. Giants.....	20	12	6	38
Philadelphia.....	11	18	8	37
Washington.....	18	17	2	37
Minnesota.....	17	12	7	36
Buffalo.....	11	19	4	34
Green Bay.....	11	19	2	32
Tennessee.....	20	9	2	31
Las Vegas.....	9	18	3	30
Pittsburgh.....	14	10	5	29
Carolina.....	10	12	3	25
Jacksonville.....	10	12	1	23
Baltimore.....	6	9	4	19
Houston.....	7	6	1	14

The PFWA selected a first and second All-Rookie Team in 1976. Second-team players not included in above totals. Most selections by unit in **bold**.

## PFWA FIRST TEAM ALL-ROOKIE MULTIPLE HONOREES (1974-2021)

- 1993 - Tyrone Hughes, NO (KR & PR)
- 1995 - Tamarick Vanover, KC (KR & PR)
- 1998 - Terry Fair, DET (CB & KR)
- 2000 - Jean-Phillipe Darche, SEA (C & ST)
- 2001 - Steve Smith, CAR (KR & PR)
- 2006 - Devin Hester, CHI (KR & PR)
- 2009 - Percy Harvin, MIN (WR & KR)
- 2010 - T.J. Ward, CLE (S & ST)
- 2011 - Patrick Peterson, ARI (CB & PR)
- 2012 - T.Y. Hilton, IND (WR & PR)
- 2015 - Tyler Lockett, SEA (KR, PR & ST)
- 2016 - Tyreek Hill, KC (KR, PR & ST)

## MOST PLAYERS SELECTED TO PFWA FIRST TEAM ALL-ROOKIE (1974-2021)

### Offense

- 3 - Tampa Bay 1997, Indianapolis 1998, New Orleans 2006, Tampa Bay 2015

### Defense

- 4 - Miami 1977

### Special Teams

















- 3 - Seattle 2015, Kansas City 2016, Indianapolis 2020

## PFWA ALL-ROOKIE POSITIONS NOT SELECTED (1974-2021)

















- 1987 - Center
- 1988 - Center
- 1991 - Quarterback
- 1992 - Guard (2)
- 1996 - Punter
- 1997 - Special Teamer
- 2008 - Special Teamer
- 2012 - Center



### A

<b>EAST</b>	 BUFFALO BILLS	 MIAMI DOLPHINS	 NEW ENGLAND PATRIOTS	 NEW YORK JETS
<b>NORTH</b>	 BALTIMORE RAVENS	 CINCINNATI BENGALS	 CLEVELAND BROWNS	 PITTSBURGH STEELERS
<b>SOUTH</b>	 HOUSTON TEXANS	 INDIANAPOLIS COLTS	 JACKSONVILLE JAGUARS	 TENNESSEE TITANS
<b>WEST</b>	 DENVER BRONCOS	 KANSAS CITY CHIEFS	 LAS VEGAS RAIDERS	 LOS ANGELES CHARGERS

### N

<b>EAST</b>	 DALLAS COWBOYS	 NEW YORK GIANTS	 PHILADELPHIA EAGLES	 WASHINGTON COMMANDERS
<b>NORTH</b>	 CHICAGO BEARS	 DETROIT LIONS	 GREEN BAY PACKERS	 MINNESOTA VIKINGS
<b>SOUTH</b>	 ATLANTA FALCONS	 CAROLINA PANTHERS	 NEW ORLEANS SAINTS	 TAMPA BAY BUCCANEERS
<b>WEST</b>	 ARIZONA CARDINALS	 LOS ANGELES RAMS	 SAN FRANCISCO 49ERS	 SEATTLE SEAHAWKS

